

Planetary Magnetism as a Parameter in Exoplanet Habitability

Sarah R.N. McIntyre,^{1*} Charles H. Lineweaver^{1,2} and Michael J. Ireland¹

¹Research School of Astronomy and Astrophysics, Australian National University, Canberra, ACT 2611, Australia

²Research School of Earth Sciences, Australian National University, Canberra, ACT 2611, Australia

Accepted XXX. Received YYY; in original form ZZZ

ABSTRACT

Evidence from the solar system suggests that, unlike Venus and Mars, the presence of a strong magnetic dipole moment on Earth has helped maintain liquid water on its surface. Therefore, planetary magnetism could have a significant effect on the long-term maintenance of atmosphere and liquid water on rocky exoplanets. We use Olson & Christensen’s (2006) model to estimate magnetic dipole moments of rocky exoplanets with radii $R_p \leq 1.23 R_\oplus$. Even when modelling maximum magnetic dipole moments, only Kepler-186 f has a magnetic dipole moment larger than the Earth’s, while approximately half of rocky exoplanets detected in the circumstellar habitable zone have a negligible magnetic dipole moment. This suggests that planetary magnetism is an important factor when prioritizing observations of potentially habitable planets.

Key words: planetary magnetism – planetary habitability – terrestrial planets

1 INTRODUCTION

Within the next decade, upcoming observations with near-future telescopes will detect an ever-increasing number of exo-Earths. In order to make the most of the limited observational resources available, target selection has focused on ‘habitable worlds’ defined as rocky bodies (with enough surface gravity to sustain an atmosphere) orbiting their host stars at a distance where stellar radiation is suitable for the presence of surface liquid water (Kaltenegger 2017). However, numerous planetary and astronomical factors influence an exoplanet’s ability to maintain liquid water. It is increasingly important to expand our considerations to multiple parameters including magnetic field, albedo, stellar type, planet chemical composition, orbital eccentricity, inclination, tidal locking, impact events, and plate tectonics. This will enable us to prioritize planets most likely to maintain liquid water in order to best utilize telescope time when biosignature observations become a possibility.

Most assessments of habitability stem from observations of our own solar system. The presence of a magnetic dipole moment on Earth protects the surface and liquid water from solar winds and flares (Elkins-Tanton 2013). Venus, Earth and Mars likely began with similar amounts of water (Grinspoon 1993; Way et al. 2016). This is corroborated by their deuterium to hydrogen ratios (D/H) which suggest that both Mars and Venus had more water early in their histories and

have lost most of it. Venus’ atmosphere has a D/H abundance ratio ~ 100 D/H of bulk Earth (Lammer et al. 2008). Without the protection of a magnetic field, water vapour photodissociated in the upper atmosphere due to enhanced early solar EUV irradiation (Kasting & Pollack 1983). This led to the escape of hydrogen into space and resulted in rapid surface liquid water loss (Lammer et al. 2011). In 2015 the Maven mission confirmed that water was abundant and active on Mars for the first few hundred million years of the solar system (Jakosky et al. 2015). However, at some point less than a billion years after Mars formed, its global magnetic field went extinct, removing a source of protection from the solar winds (Stevenson 2001; Golombek & Phillips 2010). The loss of water raised Mars’ atmospheric D/H ratio to its current value ~ 5 D/H of Earth (Hallis 2017).

Almost all of the currently detected rocky exoplanets are on close, highly-irradiated orbits, bombarded by large amounts of ionizing EUV and X-ray radiation (Owen & Jackson 2012). With weak or negligible magnetic protection, the upper atmosphere of an exoplanet will be more exposed to stellar winds and coronal mass ejections, resulting in atmospheric mass-loss due to non-thermal processes such as ion pickup, photo-chemical energizing mechanisms, and sputtering (Vidotto 2013). Furthermore, even in the absence of stellar wind effects, the closed magnetic field lines above an exosphere inhibit the loss of charged particles to interplanetary space (Lammer et al. 2002). Since planetary magnetism reduces non-thermal atmospheric erosion, it affects the evolution of a planet’s environment and its po-

* E-mail: sarah.mcintyre@anu.edu.au

tential habitability (Güdel et al. 2014). Here we focus on modelling the strengths of the magnetic dipole moments of rocky exoplanets to assess their ability to protect their atmospheres from hydrogen loss (\sim water loss).

2 METHOD

2.1 Magnetic moment model description

In our calculations we use the Olson & Christensen (2006) magnetic moment scaling law:

$$\mathcal{M} = 4\pi r_0^3 \gamma \left(\frac{\bar{\rho}_0}{\mu_0} \right)^{1/2} (FD)^{1/3} \quad (1)$$

where \mathcal{M} is the magnetic moment (in A m²), r_0 is the planet’s core radius, a fitting coefficient $\gamma = 0.15 \pm 0.05$ is inferred from numerical simulations (Olson & Christensen 2006), $\bar{\rho}_0$ is the bulk density of the outer liquid core (we use the Earth’s density model: $\bar{\rho}_0 = 11000 \pm 1100$ kg m⁻³ (Litasov & Shatskiy 2016)), the magnetic permeability of the vacuum $\mu_0 = 4\pi \times 10^{-7}$ H/m, F is the average convective buoyancy flux, and D is the thickness of the outer liquid core.

One of the factors needed for equation (1) is planetary core radius, r_0 . Zeng et al. (2016) used direct extrapolations from Earth’s seismic model to integrate pressure and density along adiabatic profiles. These integrations provide radial density profiles for rocky exoplanets with an iron core, from which Zeng et al. (2016) proposed a semi-empirical relationship between core mass fraction (CMF), planetary radius, and mass. Zeng & Jacobsen (2017) then used the assumption that the internal gravity profile can be approximated as a piecewise function to show that the CMF can be related to the core radius fraction (CRF) of a rocky planet as $\text{CRF} \approx \sqrt{\text{CMF}}$. The planetary core radius can then be calculated as:

$$\frac{r_0}{R_p} = \sqrt{\frac{1}{0.21} \left[1.07 - \left(\frac{R_p}{R_\oplus} \right) / \left(\frac{M_p}{M_\oplus} \right)^{0.27} \right]} \quad (2)$$

where R_p and M_p are the planet’s radius and mass respectively. In equation (1) F represents the strength of the thermal and chemical convection-driven dynamo in the planet’s outer liquid core (López-Morales et al. 2011). F is expressed in terms of the local Rossby number R_{O_l} , the thickness of the outer liquid core D , and the rotation rate Ω , with all three normalized to their corresponding Earth values:

$$\frac{F}{F_\oplus} = \left(\frac{R_{O_l}}{R_{O_l\oplus}} \right)^2 \left(\frac{D}{D_\oplus} \right)^{2/3} \left(\frac{\Omega}{\Omega_\oplus} \right)^{7/3} \quad (3)$$

where $D = 0.65r_0$ is the radial extent of the convection cell based on the Heimpel et al. (2005) model for the most efficient dynamo for at least some period of the planet’s lifetime. We use a $D = 0.65r_0$ conversion for all the rocky exoplanets in our sample and $D_\oplus = 0.65r_{0\oplus}$ for the outer liquid core radius of the Earth. Olson & Christensen (2006) calculated a value of 0.09 for Earth’s local Rossby number and determined that R_{O_l} must be ≤ 0.12 for a base-heated dynamo to produce a dipolar magnetic moment. Thus, in order to

model the best-case scenario, we have set $R_{O_l} = 0.12$ to generate an optimal convective buoyancy flux, allowing us to estimate the *maximum* magnetic dipole moment (\mathcal{M}_{max}).

2.2 Rotation rate calculations

Our estimates of rotation rate Ω depend on whether an exoplanet is tidally locked or non-tidally locked. For the subset of tidally locked exoplanets we assume that the rotation period equals the orbital period. Grießmeier et al. (2009) was used to calculate the time taken to tidally lock an exoplanet:

$$\tau_{sync} \approx \frac{4}{9} \alpha Q'_p \left(\frac{R_p^3}{GM_p} \right) (\Omega_i - \Omega_f) \left(\frac{M_p}{M_*} \right)^2 \left(\frac{d}{R_p} \right)^6 \quad (4)$$

where d is the planet’s semi-major axis and the structure parameter α is set at Earth’s value of $\alpha = 1/3$. We adopt tidal dissipation factor of $Q'_p = 500$ corresponding to “small super-Earths” and “ocean planets” (Grießmeier et al. 2009). The initial and final rotation rates Ω_i and Ω_f of a rocky exoplanet are not well-known quantities (Correia & Laskar 2003). Following our strategy to model the maximum dipole magnetic moment, we (i) use a high initial rotation rate analogous to early Earth’s rotation period of 4 hr prior to the moon-forming impact, corresponding to $\Omega_i = 5.86\Omega_\oplus$ (Canup 2008), and (ii) assume $\Omega_f = 0$ (Grießmeier 2006). We compare these τ_{sync} values with the stellar age of the host stars (for stars with no age estimates, we assume a lower age limit of 1 Gyr) (Table A1) and find that $\sim 99\%$ of rocky exoplanets in our sample are tidally locked. ($\tau_{sync} <$ stellar age). For these we set $\Omega = \frac{2\pi}{\text{orbital period}}$ in equation (3).

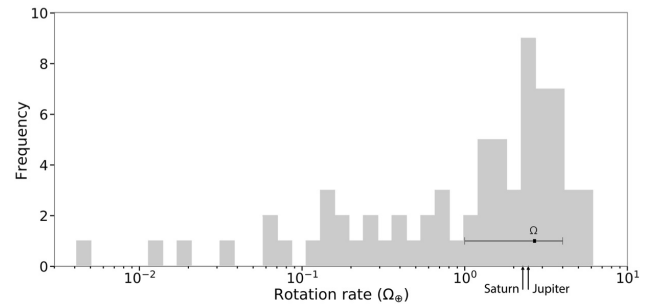


Figure 1. Histogram of the rotation rates of 43 non-tidally locked solar system objects in units of Earth’s rotation rate Ω_\oplus (Table A2). The rotation rates of Jupiter and Saturn indicate that a mass-weighted distribution of the 43 solar system objects would result in a similar mean with a narrower spread. We conservatively use this broader, number-weighted distribution.

Since we do not have the planetary rotation rates for non-tidally locked exoplanets, we examine the rotation rate of 43 solar system objects including planets, moons, dwarf planets, Kuiper belt objects and main-belt asteroids (Fig. 1, Table A2). Their distribution is characterised by an average rotation rate of $\Omega = 2.5 \pm 1.5 \Omega_\oplus$ and we assign this value to the five exoplanets in our sample that are not tidally locked. This distribution spans a very broad range, including the low rotational velocities of the few terrestrial planets in our solar system.

2.3 Sample Selection and Monte Carlo Simulation

Before applying our magnetic moment model, we compile a database of rocky exoplanets using the NASA composite exoplanet database¹, in conjunction with the higher precision radii of Kepler planets given in [Fulton & Petigura \(2018\)](#) (Table A1). Unknown masses or radii and their associated uncertainties are estimated using [Chen & Kipping \(2016\)](#) M-R relationship for terrestrial planets:

$$R_p \sim M_p^{0.279 \pm 0.009} \quad (5)$$

Following the [Chen & Kipping \(2016\)](#) definition of the boundary between terrestrial and Jovian planets, we restrict our sample to exoplanets with radii $R_p \leq 1.23 R_\oplus$, which corresponds to $\sim 2 M_\oplus$ and agrees with the [Gaidos et al. \(2010\)](#) prediction that rocky planets with mass $> 2.5 M_\oplus$ will not develop inner cores and hence will not be able to sustain a magnetic field. These constraints restrict our sample to 496 rocky exoplanets (490 tidally locked), 9 of which are located in the circumstellar habitable zone (CHZ) - where the CHZ is the insolation between recent Venus and ancient Mars as defined by the [Kopparapu et al. \(2013\)](#) optimistic habitable zone ([Kopparapu et al. 2013, 2014](#)). Eight of the nine rocky exoplanets from our CHZ subset are tidally locked.

For each exoplanet we perform 10,000 Monte Carlo simulations, taking into account uncertainties on the masses, radii, and rotation rates of the exoplanets as given in [Fulton & Petigura \(2018\)](#) and the NASA composite exoplanet database¹, as well as uncertainties on the parameters γ and $\bar{\rho}_0$. Furthermore, for the subset of planets where the mass-radius relation was used, equation (5) was input directly into the Monte Carlo simulation to ensure the uncertainties were appropriately correlated. These simulations allow us to determine the median and 68% confidence intervals on \mathcal{M}_{max} values.

3 DATA ANALYSIS

The median \mathcal{M}_{max} for all confirmed rocky exoplanets from our sample is computed using equations (1 - 3) and plotted in Figure 2.

Exoplanets with larger core radii have larger median \mathcal{M}_{max} (Fig. 2). As is evident by the location of the majority of the data, in the left hand side, the sample of currently detected exoplanets has an observational bias towards planets with short tidally-locked periods ([Kipping & Sandford 2016](#)). In the future, a broader sample of exoplanet detections combined with better constrained rotation rate measurements, will contribute to the clarity of magnetic dipole moment trends.

Since there are no well-established connections between magnetic moment strength and habitability, to help place our modelled \mathcal{M}_{max} values into a broader context, we compare our values to the values of three solar system scenarios involving the presence of liquid water on the surface of a

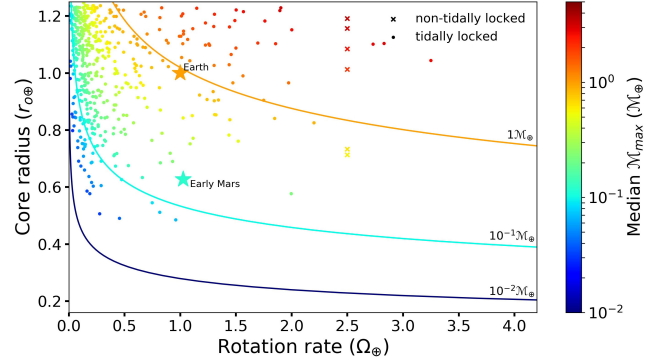


Figure 2. Median \mathcal{M}_{max} of 496 exoplanets in our sample as a function of planetary core radius and rotation rate. Error bars on individual exoplanets are omitted for clarity. Non-tidally locked exoplanets have rotation rates based on Fig. 1. The coloured lines are contours of constant \mathcal{M} where $\mathcal{M} \sim r_0^4 \Omega^{7/9}$ (see equations 1 - 3). Since $4 > 7/9$ \mathcal{M}_{max} is more sensitive to core radius than rotation rate.

planet - current Earth, early Earth and early Mars (Fig. 3 and Fig. 4).

[Olson & Christensen \(2006\)](#) calculated Earth's current magnetic dipole moment as $\mathcal{M}_\oplus = 7.4 \times 10^{22} \text{ A m}^2$ and estimated the magnetic moment of early Mars: $\mathcal{M}_\oplus = 0.9 \times 10^{22} \text{ A m}^2 \approx 0.1 \mathcal{M}_\oplus$. While the Earth's geodynamo appears to have been continuous since its inception, palaeomagnetic records suggest an increase in Earth's dynamo over the past 4 billion years ([Tarduno 2017](#)). Based on single silicate crystals and models of mantle cooling, the paleointensity data suggests an early Earth (~ 3.45 billion years ago) dipole moment of $3.8 \times 10^{22} \text{ A m}^2 \approx 0.51 \mathcal{M}_\oplus$ ([Tarduno et al. 2010](#)). The reduced standoff of the solar wind during this period increases the potential for some atmospheric loss ([Tarduno et al. 2010, 2007](#)).

Figure 3 presents a frequency distribution of median \mathcal{M}_{max} values for all exoplanets within our sample.

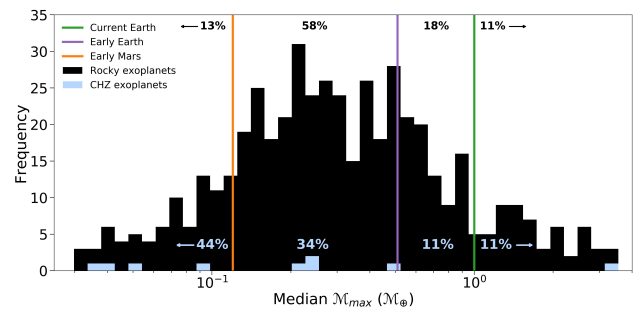


Figure 3. Histogram of the median \mathcal{M}_{max} (from equations (1 - 3)) of our 496 exoplanet sample (black) and the 9 CHZ subset (blue).

Taking into account the full Monte Carlo simulation described in section 2.3, in our sample, $11\% \pm 1\%$ (Fig. 3) of all modelled exoplanets have median \mathcal{M}_{max} larger than that of current Earth. This subset of exoplanets, with larger magnetic moments, would have better protection from the

¹ <https://exoplanetarchive.ipac.caltech.edu/cgi-bin/TblView/nph-tblView?app=ExoTbls&config=compositepars> (accessed 4 January 2019)

harmful effect of stellar and cosmic irradiation. Additionally, Fig. 3 shows that $13\% \pm 1\%$ of all modelled exoplanets have median \mathcal{M}_{max} less than early Mars.

Figure 4 displays the median \mathcal{M}_{max} strength and upper 68% confidence value (lighter-coloured outer circles) in the context of the CHZ.

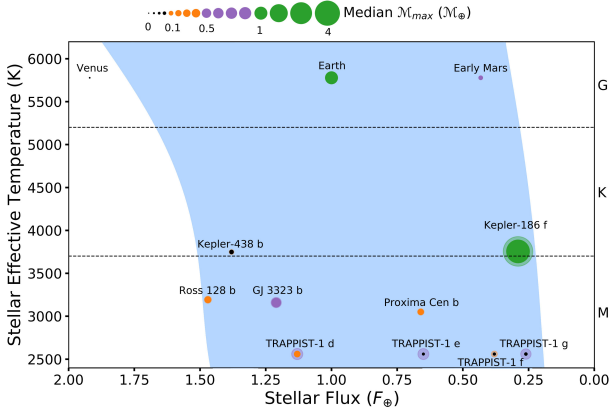


Figure 4. Potentially habitable rocky planets and their location within the CHZ (Kopparapu et al. 2013, 2014). Point size indicates the planet’s median \mathcal{M}_{max} values with upper 68% confidence values displayed as lighter-coloured outer circles. Colours of the points indicate whether the exoplanet’s $\mathcal{M}_{max} \geq 1M_{\oplus}$ (green), $1M_{\oplus} > \mathcal{M}_{max} \geq 0.5M_{\oplus}$ (purple), $0.5M_{\oplus} > \mathcal{M}_{max} \geq 0.1M_{\oplus}$ (orange), or $\mathcal{M}_{max} < 0.1M_{\oplus}$ (black).

In Fig. 4, only Kepler-186 f has a median \mathcal{M}_{max} larger than Earth’s current dipole moment. With a large magnetic moment and temperate orbit, this planet would be the most likely to maintain the presence of surface liquid water over prolonged periods of time.

Figure 4 also shows that only GJ 3323 b has median \mathcal{M}_{max} equal to or larger than that of early Earth, but smaller than the current Earth. Upon taking the 68% upper limits into account additional planets Trappist-1 d, e and g, would fall into this subgroup. While we know there was life and liquid water present on the surface of Earth during the Paleoproterozoic, Tarduno et al. (2010, 2007) discuss the potential for an increased rate of atmospheric and water loss during this period. If this lower magnetic dipole moment persisted over a prolonged period of time, an exoplanet would not be able to sustain a habitable environment due to the increased rate of water loss. Therefore, this subgroup of exoplanets would need a larger initial reservoir of water, or subsequent incoming supplies of water to reduce the effects of a lower magnetic dipole moment.

It has been hypothesised that Mars maintained liquid water during the period when it had a dynamo and magnetic moment value $0.1M_{\oplus}$, however, it was unable to sustain the dynamo and experienced rapid loss of liquid water around the same time the dynamo went extinct (Ruiz 2014). The $34\% \pm 12\%$ (Fig. 3) of rocky exoplanets from our CHZ subset with median \mathcal{M}_{max} between that of early Mars and early Earth would not retain liquid water unless other circumstances were to counteract the effects of a lower mag-

netic moment, such as significant initial reservoir of water, high surface gravity, and/or a low amount of incident stellar irradiation.

Since a small magnetic moment has been connected with a loss of atmosphere (Vidotto 2013), depletion of water supplies (Elkins-Tanton 2013), and lack of plate tectonics (Lammer et al. 2006), the $44\% \pm 13\%$ (Fig. 3) of CHZ planets with median $\mathcal{M}_{max} < 0.1M_{\oplus}$, are unlikely to retain surface liquid water over prolonged periods of time. Thus, our results suggest that the CHZ might not be synonymous with the “liquid water zone” (Kaltenegger 2017).

Water is lost through a number of non-thermal processes such as dissociation and dissociative recombination (Geppert & Larsson 2008), ion pickup (Lammer et al. 2006), charge exchange (Dong et al. 2017), sputtering (Terada et al. 2009), and atmospheric escape (Zahnle & Catling 2017). Future research should be conducted to more carefully investigate which water-loss processes dominate in different planetary scenarios. This would include an investigation of predicted atmospheric structures and the magnetopause positions relative to the planetary radius and atmospheric scale height.

4 CONCLUSION

Our analysis suggests that even with the best-case scenario of modelling the maximum magnetic dipole moment, $44\% \pm 13\%$ of the currently detected rocky exoplanets in our sample, located in the CHZ have a negligible magnetic dipole moment. Since a lack of magnetic moment has been connected with the loss of atmosphere and depletion of water supplies, this group of exoplanets would not have protection against stellar and cosmic irradiation to maintain liquid water over a prolonged period of time, despite residing in the CHZ. Therefore, the habitability of each rocky exoplanet should be assessed on a case by case basis to determine which other factors apart from temperature and surface pressure could increase or decrease the chances of maintaining liquid water and hosting life. Planetary magnetism is one parameter amongst many astrophysical and geophysical properties of exoplanets and their host stars that could affect the habitability of a planet. These parameters need to be explored and evaluated in order to select the best targets for future observations characterising potentially habitable exoplanets.

While the models used here provide a broad overview of planetary magnetism, it is important to recognise that our model represents the optimal case, and it is likely that many planets in our sample could have a magnetic moment significantly less than \mathcal{M}_{max} . Furthermore, the convective buoyancy flux equation does not account for variation or evolutionary changes to the internal structure of the planet and its core. Additionally, we have assumed that the rotation rates of our non-tidally locked planets (6/496) can be reasonably represented by the rotation rates of non-tidally locked solar system objects. Furthermore, 99% of our sample is tidally locked, and therefore, the sample of rocky planets from transit surveys is heavily biased against habitable planets with strong magnetic dipole moments. Due to the slow rotations of tidally locked planets, according to our equations, they will have about 1/3 the magnetic field strength of non-tidally locked planets. The more we know about plan-

etary and stellar structures and relations over time, the more accurate future models of planetary magnetism and habitability will become. Exoplanet detections from the TESS and PLATO missions, combined with ground-based radial velocities from existing and new spectrographs, will increase the sample size and improve the method used here.

5 ACKNOWLEDGEMENTS

We thank Mark Krumholz for helpful discussions and correspondence. S.R.N.McIntyre gratefully acknowledges an Australian Government Research Training Program (RTP) Scholarship.

REFERENCES

- Canup R. M., 2008, *Philosophical Transactions of the Royal Society of London A: Mathematical, Physical and Engineering Sciences*, 366, 4061
- Chamberlain M. A., Sykes M. V., Esquerdo G. A., 2007, *Icarus*, 188, 451
- Chen J., Kipping D., 2016, *The Astrophysical Journal*, 834, 17
- Correia A., Laskar J., 2003, *Journal of Geophysical Research: Planets*, 108
- Dong C., Huang Z., Lingam M., Tóth G., Gombosi T., Bhattacharjee A., 2017, *The Astrophysical Journal Letters*, 847, L4
- Elkins-Tanton L., 2013, *Eos, Transactions American Geophysical Union*, 94, 149
- Fulton B. J., Petigura E. A., 2018, arXiv preprint arXiv:1805.01453
- Gaidos E., Conrad C. P., Manga M., Hernlund J., 2010, *The Astrophysical Journal*, 718, 596
- Gaudi B. S., Stanek K. Z., Hartman J. D., Holman M. J., McLeod B. A., 2005, *The Astrophysical Journal Letters*, 629, L49
- Geppert W. D., Larsson M., 2008, *Molecular Physics*, 106, 2199
- Golombek M. P., Phillips R. J., 2010, *Planetary Tectonics*, 11, 183
- Grießmeier J.-M., 2006, PhD thesis, Technische Universität Braunschweig
- Grießmeier J.-M., Stadelmann A., Grenfell J., Lammer H., Motschmann U., 2009, *Icarus*, 199, 526
- Grinspoon D. H., 1993, *Nature*, 363, 428
- Güdel M., et al., 2014, arXiv preprint arXiv:1407.8174
- Hallis L., 2017, *Phil. Trans. R. Soc. A*, 375, 20150390
- Heimpel M., Aurnou J., Wicht J., 2005, *Nature*, 438, 193
- Heinze A., et al., 2009, *The Astronomical Journal*, 138, 428
- Jakosky B. M., et al., 2015, *Space Science Reviews*, 195, 3
- Kaltenegger L., 2017, *Annual Review of Astronomy and Astrophysics*, 55, 433
- Kasting J. F., Pollack J. B., 1983, *Icarus*, 53, 479
- Kipping D. M., Sandford E., 2016, *Monthly Notices of the Royal Astronomical Society*, 463, 1323
- Kopparapu R. K., et al., 2013, *The Astrophysical Journal*, 765, 131
- Kopparapu R. K., Ramirez R. M., Schottelkotte J., Kasting J. F., Domagal-Goldman S., Eymet V., 2014, *The Astrophysical Journal Letters*, 787, L29
- Lacerda P., Luu J., 2006, *The Astronomical Journal*, 131, 2314
- Lacerda P., Jewitt D., Peixinho N., 2008, *The Astronomical Journal*, 135, 1749
- Lammer H., Stumptner W., Molina-Cuberos G. J., 2002, in , *Astrobiology*. Springer, pp 203–217
- Lammer H., et al., 2006, *Planetary and Space Science*, 54, 1445
- Lammer H., Kasting J. F., Chassefière E., Johnson R. E., Kulikov Y. N., Tian F., 2008, *Space Science Reviews*, 139, 399
- Lammer H., Kislyakova K., Holmström M., Khodachenko M., Grießmeier J.-M., 2011, *Astrophysics and Space Science*, 335, 9
- Litasov K., Shatskiy A., 2016, *Russian Geology and Geophysics*, 57, 22
- López-Morales M., Gómez-Pérez N., Ruedas T., 2011, *Origins of Life and Evolution of Biospheres*, 41, 533
- Olson P., Christensen U. R., 2006, *Earth and Planetary Science Letters*, 250, 561
- Owen J. E., Jackson A. P., 2012, *Monthly Notices of the Royal Astronomical Society*, 425, 2931
- Ruiz J., 2014, *Scientific reports*, 4, 4338
- Sheppard S. S., Jewitt D. C., 2002, *The Astronomical Journal*, 124, 1757
- Showalter M., Hamilton D., 2015, *Nature*, 522, 45
- Stevenson D. J., 2001, *Nature*, 412, 214
- Tarduno J., 2017, in *EGU General Assembly Conference Abstracts*. p. 2747
- Tarduno J. A., Cottrell R. D., Watkeys M. K., Bauch D., 2007, *Nature*, 446, 657
- Tarduno J. A., et al., 2010, *science*, 327, 1238
- Tattersall R., 2013, *Pattern Recognition in Physics*, 1, 185
- Terada N., Kulikov Y. N., Lammer H., Lichtenegger H. I., Tanaka T., Shinagawa H., Zhang T., 2009, *Astrobiology*, 9, 55
- Vidotto A., 2013, *Proceedings of the International Astronomical Union*, 9, 228
- Way M. J., Del Genio A. D., Kiang N. Y., Sohl L. E., Grinspoon D. H., Aleinov I., Kelley M., Clune T., 2016, *Geophysical research letters*, 43, 8376
- Zahnle K. J., Catling D. C., 2017, *The Astrophysical Journal*, 843, 122
- Zeng L., Jacobsen S. B., 2017, *The Astrophysical Journal*, 837, 164
- Zeng L., Sasselov D. D., Jacobsen S. B., 2016, *The Astrophysical Journal*, 819, 127

APPENDIX A: DATA TABLES

Table A1. Rocky Exoplanets Sample (in order of decreasing dipole moment)

Planet Name	Mass (M_{\oplus})	Radius (R_{\oplus})	Orbital Period (days)	Stellar Age (Gyr)	Median \mathcal{M}_{max} (M_{\oplus})
Kepler-186 f [^]	1.76 ± 0.44	1.17 ± 0.08	129.944 ± 0.001	4.0	3.55 ± 2.40
K04002.01	2.04 ± 0.44	1.22 ± 0.07	0.5241761 ± 0.0000007	1.4	3.21 ± 1.37
K00284.04*	1.53 ± 0.57	1.13 ± 0.11	110.2869 ± 0.0009	6.5	3.19 ± 2.24
K02737.01	1.96 ± 0.29	1.21 ± 0.05	0.5266156 ± 0.0000007	6.2	3.10 ± 1.27
K02874.01	1.22 ± 0.20	1.06 ± 0.05	0.3525160 ± 0.0000005	5.9	2.98 ± 1.11
K2-157 b	1.21 ± 0.53	1.06 ± 0.12	0.36526 ± 0.00003	1.0	2.88 ± 1.47
K02916.01	0.94 ± 0.24	0.98 ± 0.07	0.3069375 ± 0.0000003	5.8	2.72 ± 1.08
K03032.01	1.93 ± 0.54	1.20 ± 0.09	0.636424 ± 0.000002	2.0	2.65 ± 1.22
K02763.01	1.50 ± 0.30	1.12 ± 0.06	0.4984345 ± 0.0000009	5.9	2.65 ± 1.05
K00672.03	1.70 ± 0.35	1.16 ± 0.07	0.5667999 ± 0.0000006	1.9	2.63 ± 1.08
Kepler-1284 b	1.98 ± 0.51	1.21 ± 0.09	0.664074 ± 0.000001	4.5	2.61 ± 1.20
K00687.01*	1.13 ± 0.38	1.03 ± 0.09	4.178385 ± 0.000007	0.1	2.54 ± 1.70
K01442.01	1.71 ± 0.21	1.16 ± 0.04	0.6693097 ± 0.0000005	2.9	2.32 ± 0.89
K04366.01	1.87 ± 0.49	1.19 ± 0.09	0.762951 ± 0.000003	5.2	2.24 ± 1.01
K04018.01	2.03 ± 0.37	1.22 ± 0.06	0.868723 ± 0.000002	1.5	2.15 ± 0.90
K02796.01	1.22 ± 0.24	1.06 ± 0.06	0.537411 ± 0.000001	8.5	2.14 ± 0.82
K01378.02	1.56 ± 0.91	1.13 ± 0.17	0.691665 ± 0.000003	10.5	2.12 ± 1.33
Kepler-1203 b	1.23 ± 0.21	1.06 ± 0.05	0.5880008 ± 0.0000006	3.5	2.01 ± 0.74
K03251.01*	0.82 ± 0.27	0.95 ± 0.08	135.223 ± 0.008	6.2	1.99 ± 1.34
K02393.02	1.57 ± 0.31	1.13 ± 0.06	0.766690 ± 0.000001	6.3	1.96 ± 0.78
K2-156 b	1.65 ± 0.45	1.15 ± 0.09	0.81314 ± 0.00008	1.0	1.95 ± 0.85
K01128.01	1.88 ± 0.21	1.19 ± 0.04	0.9748689 ± 0.0000008	5.1	1.86 ± 0.73
K00500.05	1.82 ± 0.27	1.18 ± 0.05	0.986787 ± 0.000002	3.2	1.80 ± 0.71
K02756.01	1.14 ± 0.20	1.04 ± 0.05	0.665027 ± 0.000002	1.0	1.73 ± 0.64
K03065.01	1.52 ± 0.35	1.12 ± 0.07	0.896385 ± 0.000003	1.7	1.70 ± 0.70
Kepler-763 b	2.04 ± 0.52	1.22 ± 0.09	1.196552 ± 0.000004	4.8	1.69 ± 0.77
K04070.01	1.22 ± 0.22	1.06 ± 0.05	0.793663 ± 0.000001	3.6	1.58 ± 0.60
K2-85 b	1.04 ± 0.46	1.01 ± 0.12	0.68453 ± 0.00002	1.0	1.57 ± 0.79
Kepler-1331 b	1.19 ± 0.35	1.05 ± 0.09	0.789162 ± 0.000001	4.2	1.56 ± 0.67
K02517.01	1.47 ± 0.29	1.11 ± 0.06	0.968526 ± 0.000002	9.1	1.56 ± 0.60
K02202.01	1.20 ± 0.18	1.05 ± 0.04	0.813167 ± 0.000001	0.5	1.53 ± 0.55
Kepler-1427 b	1.41 ± 0.90	1.10 ± 0.18	0.968972 ± 0.000007	4.1	1.51 ± 1.00
GJ 3138 b	1.78 ± 0.34	1.17 ± 0.06	1.22003 ± 0.00005	1.0	1.50 ± 0.60
K02753.01	1.30 ± 0.22	1.08 ± 0.05	0.935118 ± 0.000003	5.6	1.46 ± 0.55
Kepler-1589 b	1.36 ± 1.75	1.09 ± 0.31	0.991665 ± 0.000008	2.8	1.44 ± 1.71
Kepler-1561 b	1.36 ± 1.14	1.09 ± 0.22	1.005207 ± 0.000005	3.4	1.43 ± 1.11
K2-223 b	0.66 ± 0.25	0.89 ± 0.09	0.50565 ± 0.00006	1.0	1.40 ± 0.65
K04072.01	0.88 ± 0.15	0.97 ± 0.04	0.692980 ± 0.000001	6.3	1.37 ± 0.50
Kepler-770 c	1.92 ± 0.90	1.20 ± 0.15	1.475322 ± 0.000004	4.6	1.37 ± 0.79
TRAPPIST-1 c	1.38 ± 0.61	1.06 ± 0.04	2.421823 ± 0.000002	0.5	1.35 ± 2.30
K04144.01	1.22 ± 0.23	1.06 ± 0.06	0.975309 ± 0.000003	1.3	1.35 ± 0.51
Kepler-1537 b	1.81 ± 0.42	1.18 ± 0.08	1.444454 ± 0.000002	5.0	1.33 ± 0.58
Kepler-756 b	1.50 ± 0.47	1.12 ± 0.10	1.224866 ± 0.000004	4.5	1.32 ± 0.59
Kepler-1565 b	1.87 ± 0.58	1.19 ± 0.10	1.538188 ± 0.000007	5.6	1.30 ± 0.61
K00577.02	0.74 ± 0.15	0.92 ± 0.05	0.638163 ± 0.000002	7.8	1.28 ± 0.49
K03009.01	0.87 ± 0.20	0.96 ± 0.06	0.764865 ± 0.000002	1.3	1.26 ± 0.49
K03928.01	1.28 ± 0.17	1.07 ± 0.04	1.138543 ± 0.000003	4.3	1.24 ± 0.45
Kepler-1200 b	1.23 ± 0.30	1.06 ± 0.07	1.118550 ± 0.000003	3.0	1.22 ± 0.49
K03249.01	0.94 ± 0.14	0.98 ± 0.04	0.918424 ± 0.000003	5.1	1.16 ± 0.42
K02492.01	0.99 ± 0.17	1.00 ± 0.05	0.984940 ± 0.000003	13.5	1.14 ± 0.42
K2-91 b	1.41 ± 0.92	1.10 ± 0.18	1.41955 ± 0.00007	1.0	1.12 ± 0.73
Kepler-780 b	0.66 ± 0.21	0.89 ± 0.08	0.677375 ± 0.000001	4.9	1.11 ± 0.49
K02339.01	1.97 ± 0.36	1.21 ± 0.06	2.032318 ± 0.000004	1.3	1.09 ± 0.46
K2-122 b	1.98 ± 0.48	1.21 ± 0.08	2.2193 ± 0.0001	1.0	1.02 ± 0.45
Kepler-1146 b	2.10 ± 0.56	1.23 ± 0.09	2.352266 ± 0.000008	4.9	1.02 ± 0.47
K2-210 b	0.49 ± 0.19	0.82 ± 0.09	0.57023 ± 0.00003	1.0	1.01 ± 0.49
K04198.01	0.94 ± 0.37	0.98 ± 0.10	1.182859 ± 0.000008	6.0	0.95 ± 0.44
GJ 1132 b	1.66 ± 0.23	1.16 ± 0.11	1.62893 ± 0.00003	5.0	0.95 ± 2.19
K02863.01	1.36 ± 0.24	1.09 ± 0.05	1.703359 ± 0.000007	13.2	0.95 ± 0.36
Kepler-1578 b	1.15 ± 0.46	1.04 ± 0.11	1.450887 ± 0.000007	4.3	0.95 ± 0.46
K02979.01	1.06 ± 0.19	1.02 ± 0.05	1.371294 ± 0.000005	8.7	0.93 ± 0.35

Table A1 – *continued* Rocky Exoplanets Sample (in order of decreasing dipole moment)

Planet Name	Mass (M_{\oplus})	Radius (R_{\oplus})	Orbital Period (days)	Stellar Age (Gyr)	Median M_{max} (M_{\oplus})
K01557.04	1.16 ± 0.19	1.04 ± 0.05	1.499147 ± 0.000003	1.0	0.93 ± 0.34
K02675.02	0.86 ± 0.15	0.96 ± 0.05	1.116129 ± 0.000003	0.9	0.93 ± 0.34
Kepler-847 b	1.81 ± 0.39	1.18 ± 0.07	2.343232 ± 0.000008	3.9	0.92 ± 0.39
K00569.02	1.22 ± 0.18	1.06 ± 0.04	1.632919 ± 0.000003	4.5	0.90 ± 0.33
K02281.01	0.57 ± 0.33	0.85 ± 0.13	0.769854 ± 0.000001	1.7	0.90 ± 0.52
K02781.01	1.20 ± 0.23	1.05 ± 0.06	1.615748 ± 0.000008	12.3	0.90 ± 0.34
Kepler-1430 b	1.81 ± 0.48	1.18 ± 0.09	2.46051 ± 0.00001	2.1	0.88 ± 0.39
Kepler-1573 b	1.92 ± 1.06	1.20 ± 0.17	2.61576 ± 0.00001	4.1	0.88 ± 0.57
K2-228 b	1.98 ± 0.48	1.21 ± 0.08	2.6983 ± 0.0002	1.0	0.88 ± 0.39
Kepler-42 c	0.32 ± 0.41	0.73 ± 0.20	0.453285 ± 0.000001	4.5	0.87 ± 0.84
Kepler-1084 b	1.45 ± 0.99	1.11 ± 0.19	2.053337 ± 0.000004	4.1	0.86 ± 0.61
K02300.01	1.90 ± 0.30	1.20 ± 0.05	2.685057 ± 0.000004	3.3	0.85 ± 0.35
K03880.01	1.24 ± 0.16	1.06 ± 0.04	1.803701 ± 0.000004	1.8	0.85 ± 0.31
K04011.01	1.51 ± 0.25	1.12 ± 0.05	2.190691 ± 0.000009	5.2	0.84 ± 0.32
Kepler-32 f	0.49 ± 0.16	0.82 ± 0.07	0.74296 ± 0.00007	2.7	0.82 ± 0.38
K02017.01	1.53 ± 0.19	1.13 ± 0.04	2.295036 ± 0.000003	1.5	0.82 ± 0.31
K04199.01	0.35 ± 0.07	0.75 ± 0.04	0.539915 ± 0.000001	4.5	0.81 ± 0.35
K03234.01	1.58 ± 0.92	1.14 ± 0.17	2.41811 ± 0.00001	3.3	0.81 ± 0.51
K01360.03	0.48 ± 0.13	0.82 ± 0.06	0.764020 ± 0.000004	3.8	0.80 ± 0.34
Kepler-1579 b	0.54 ± 0.13	0.84 ± 0.06	0.849908 ± 0.000003	2.2	0.79 ± 0.33
K02754.01	0.84 ± 0.14	0.95 ± 0.04	1.341555 ± 0.000004	8.9	0.79 ± 0.29
K03021.01	0.50 ± 0.10	0.82 ± 0.05	0.803836 ± 0.000004	1.0	0.78 ± 0.32
Kepler-1414 b	2.10 ± 0.53	1.23 ± 0.09	3.51576 ± 0.00001	4.7	0.75 ± 0.35
K03008.01	1.76 ± 0.33	1.17 ± 0.06	2.99793 ± 0.00003	6.0	0.74 ± 0.30
Kepler-327 b	1.45 ± 0.24	1.11 ± 0.05	2.549575 ± 0.000006	3.0	0.73 ± 0.28
Kepler-1650 b	0.86 ± 0.36	0.96 ± 0.11	1.538180 ± 0.000002	1.0	0.73 ± 0.35
K02004.03	0.96 ± 0.27	0.99 ± 0.08	1.72109 ± 0.00001	7.4	0.72 ± 0.30
Kepler-369 b	1.55 ± 0.30	1.13 ± 0.06	2.732756 ± 0.000009	4.2	0.72 ± 0.29
Kepler-345 c	2.20 ± 0.90	1.20 ± 0.07	9.38743 ± 0.00003	2.8	0.72 ± 1.20
Kepler-316 b	1.23 ± 0.48	1.06 ± 0.11	2.240508 ± 0.000006	3.3	0.71 ± 0.34
Kepler-1297 b	0.90 ± 0.44	0.97 ± 0.13	1.68189 ± 0.00001	4.2	0.70 ± 0.37
K01955.03	0.87 ± 0.13	0.96 ± 0.04	1.644225 ± 0.000006	2.8	0.70 ± 0.25
GJ 581 e	1.70 ± 0.20	1.16 ± 0.04	3.1490 ± 0.0002	2.0	0.69 ± 0.26
Kepler-336 b	1.07 ± 0.81	1.02 ± 0.19	2.02482 ± 0.00002	4.9	0.69 ± 0.49
K02333.01	2.04 ± 0.35	1.22 ± 0.06	3.93087 ± 0.00002	7.2	0.67 ± 0.29
K02741.01	0.38 ± 0.19	0.76 ± 0.10	0.755103 ± 0.000003	2.6	0.66 ± 0.37
K01837.02	0.84 ± 0.11	0.95 ± 0.04	1.682935 ± 0.000003	1.2	0.66 ± 0.23
Kepler-1031 b	0.61 ± 0.45	0.87 ± 0.16	1.226217 ± 0.000005	3.4	0.66 ± 0.45
K03246.01	0.34 ± 0.05	0.74 ± 0.03	0.6899678 ± 0.0000005	1.8	0.66 ± 0.28
K02039.02	0.38 ± 0.09	0.76 ± 0.05	0.762129 ± 0.000003	0.8	0.66 ± 0.29
K00678.02	2.04 ± 0.27	1.22 ± 0.05	4.138537 ± 0.000006	0.9	0.64 ± 0.26
K01820.02	0.79 ± 0.12	0.94 ± 0.04	1.653893 ± 0.000004	1.1	0.64 ± 0.23
K00159.02	1.15 ± 0.21	1.04 ± 0.05	2.403643 ± 0.000007	4.2	0.64 ± 0.24
K02219.01	1.82 ± 0.33	1.18 ± 0.06	3.757292 ± 0.000006	1.5	0.64 ± 0.26
Kepler-446 c	1.45 ± 0.94	1.11 ± 0.18	3.036179 ± 0.000006	3.7	0.64 ± 0.44
Kepler-1367 b	0.74 ± 0.22	0.92 ± 0.08	1.574090 ± 0.000005	3.9	0.63 ± 0.27
K00365.02*	0.19 ± 0.07	0.63 ± 0.06	117.761 ± 0.002	5.4	0.63 ± 0.48
K04822.01	1.67 ± 0.80	1.15 ± 0.15	3.51414 ± 0.00004	8.1	0.63 ± 0.35
Kepler-1468 c	1.65 ± 1.08	1.15 ± 0.19	3.54553 ± 0.00002	3.6	0.62 ± 0.45
Kepler-1646 b	2.10 ± 1.86	1.23 ± 0.26	4.48558 ± 0.00001	4.7	0.62 ± 0.57
Kepler-1095 b	1.98 ± 1.02	1.21 ± 0.16	4.27103 ± 0.00001	4.5	0.61 ± 0.38
Kepler-1594 b	1.23 ± 0.89	1.06 ± 0.19	2.71604 ± 0.00001	3.9	0.61 ± 0.42
Kepler-1595 b	2.10 ± 0.60	1.23 ± 0.10	4.56380 ± 0.00003	4.7	0.61 ± 0.29
K2-88 b	2.10 ± 1.76	1.23 ± 0.25	4.6122 ± 0.0002	1.0	0.60 ± 0.55
K04833.01	1.95 ± 0.47	1.20 ± 0.08	4.31721 ± 0.00007	9.3	0.60 ± 0.27
K02913.01	1.25 ± 0.24	1.06 ± 0.06	2.88880 ± 0.00002	5.1	0.59 ± 0.23
K02815.01	0.66 ± 0.11	0.89 ± 0.04	1.545393 ± 0.000008	7.9	0.59 ± 0.22
K01528.01	1.73 ± 0.29	1.17 ± 0.05	3.98954 ± 0.00001	3.7	0.59 ± 0.23
Kepler-1416 b	0.63 ± 0.75	0.88 ± 0.24	1.49515 ± 0.00001	3.0	0.58 ± 0.58
Kepler-1215 b	2.04 ± 0.95	1.22 ± 0.15	4.76704 ± 0.00002	4.8	0.58 ± 0.34
K03201.01*	0.17 ± 0.07	0.61 ± 0.07	135.57 ± 0.01	12.6	0.57 ± 0.47

Table A1 – *continued* Rocky Exoplanets Sample (in order of decreasing dipole moment)

Planet Name	Mass (M_{\oplus})	Radius (R_{\oplus})	Orbital Period (days)	Stellar Age (Gyr)	Median \mathcal{M}_{max} (M_{\oplus})
K04382.01	1.22 ± 0.26	1.06 ± 0.06	2.94654 ± 0.00003	5.0	0.57 ± 0.22
Kepler-746 b	1.45 ± 0.54	1.11 ± 0.11	3.48159 ± 0.00001	8.7	0.57 ± 0.27
K00717.02	0.37 ± 0.08	0.76 ± 0.05	0.900376 ± 0.000004	7.4	0.57 ± 0.25
K03500.02	2.00 ± 0.50	1.21 ± 0.08	4.74841 ± 0.00008	2.9	0.57 ± 0.26
Kepler-249 b	1.36 ± 0.22	1.09 ± 0.05	3.30654 ± 0.00001	3.1	0.57 ± 0.21
K02608.01	1.12 ± 0.31	1.03 ± 0.08	2.76122 ± 0.00001	1.0	0.56 ± 0.24
K04298.01	1.14 ± 0.24	1.04 ± 0.06	2.89495 ± 0.00002	7.2	0.55 ± 0.21
Kepler-1053 b	0.93 ± 0.16	0.98 ± 0.05	2.414352 ± 0.000003	3.1	0.54 ± 0.20
K02722.03	1.57 ± 0.21	1.13 ± 0.04	4.02875 ± 0.00001	2.5	0.54 ± 0.20
Kepler-1150 b	1.07 ± 0.23	1.02 ± 0.06	2.787868 ± 0.000008	4.7	0.54 ± 0.21
Kepler-1553 b	1.65 ± 0.50	1.15 ± 0.10	4.24262 ± 0.00003	4.6	0.54 ± 0.25
Wolf 1061 b	1.91 ± 0.26	1.20 ± 0.05	4.8869 ± 0.0005	1.0	0.54 ± 0.21
YZ Cet b	0.75 ± 0.13	0.92 ± 0.05	1.9688 ± 0.0002	5.0	0.54 ± 0.20
K01831.02	1.65 ± 0.28	1.15 ± 0.05	4.38536 ± 0.00001	3.4	0.52 ± 0.21
Kepler-1152 b	0.61 ± 0.14	0.87 ± 0.06	1.646802 ± 0.000003	3.5	0.52 ± 0.21
GJ 3323 b [^]	2.02 ± 0.26	1.22 ± 0.04	5.3636 ± 0.0007	1.0	0.52 ± 0.20
K04159.01	0.35 ± 0.07	0.75 ± 0.04	0.971915 ± 0.000004	7.9	0.52 ± 0.22
K02079.01	0.25 ± 0.04	0.68 ± 0.03	0.693843 ± 0.000002	2.2	0.52 ± 0.23
K02977.01	1.01 ± 0.17	1.00 ± 0.05	2.78816 ± 0.00002	6.9	0.52 ± 0.19
K02261.01	1.44 ± 0.23	1.11 ± 0.05	3.97600 ± 0.00001	1.4	0.51 ± 0.19
Kepler-26 d	1.27 ± 0.26	1.07 ± 0.06	3.54392 ± 0.00002	3.0	0.51 ± 0.20
K00112.02	1.30 ± 0.40	1.08 ± 0.09	3.709214 ± 0.000006	3.2	0.50 ± 0.22
K02159.02	0.83 ± 0.14	0.95 ± 0.05	2.392626 ± 0.000006	1.9	0.50 ± 0.18
Kepler-1263 b	1.60 ± 1.14	1.14 ± 0.20	4.55140 ± 0.00002	4.9	0.50 ± 0.36
K02960.01	0.51 ± 0.10	0.83 ± 0.05	1.465933 ± 0.000005	5.4	0.50 ± 0.20
K02805.01	0.65 ± 0.11	0.89 ± 0.04	1.877883 ± 0.000007	10.7	0.50 ± 0.19
Kepler-1438 b	0.80 ± 0.49	0.94 ± 0.15	2.31942 ± 0.00002	5.4	0.50 ± 0.30
Kepler-1481 b	2.10 ± 0.44	1.23 ± 0.07	5.94221 ± 0.00002	3.9	0.50 ± 0.22
K02833.01	0.61 ± 0.15	0.87 ± 0.06	1.791877 ± 0.000009	5.4	0.49 ± 0.20
K02838.02	1.66 ± 0.33	1.15 ± 0.06	4.77468 ± 0.00004	8.1	0.49 ± 0.20
Kepler-303 b	0.66 ± 0.13	0.89 ± 0.05	1.937055 ± 0.000004	3.3	0.49 ± 0.19
K04109.01	0.23 ± 0.05	0.66 ± 0.04	0.655938 ± 0.000002	1.8	0.49 ± 0.23
Kepler-1387 b	0.77 ± 0.21	0.93 ± 0.07	2.279527 ± 0.000009	4.4	0.49 ± 0.20
Kepler-42 b	0.41 ± 0.54	0.78 ± 0.22	1.213767 ± 0.000005	4.5	0.49 ± 0.49
K00732.02	1.11 ± 0.31	1.03 ± 0.08	3.29535 ± 0.00003	2.4	0.49 ± 0.20
K01665.02	2.03 ± 2.33	1.22 ± 0.31	5.91394 ± 0.00005	2.6	0.48 ± 0.58
K02977.02	1.38 ± 0.76	1.09 ± 0.16	4.13828 ± 0.00003	6.9	0.48 ± 0.29
Kepler-186 b	1.27 ± 0.54	1.07 ± 0.12	3.886791 ± 0.000006	4.0	0.47 ± 0.24
K00906.03	1.35 ± 0.32	1.09 ± 0.07	4.14809 ± 0.00003	3.8	0.47 ± 0.19
K2-257 b	0.51 ± 0.12	0.83 ± 0.06	1.6059 ± 0.0001	1.0	0.47 ± 0.20
YZ Cet c	0.98 ± 0.14	0.99 ± 0.04	3.0601 ± 0.0002	5.0	0.47 ± 0.17
K01738.01	1.34 ± 0.19	1.09 ± 0.04	4.167893 ± 0.000009	2.2	0.47 ± 0.17
K03892.01	0.77 ± 0.10	0.93 ± 0.03	2.416601 ± 0.000005	4.2	0.47 ± 0.17
K00505.03	1.01 ± 0.19	1.00 ± 0.05	3.25058 ± 0.00001	0.8	0.46 ± 0.17
HD 215152 b	1.82 ± 0.57	1.18 ± 0.11	5.760 ± 0.002	1.0	0.46 ± 0.21
Kepler-252 b	2.10 ± 0.77	1.23 ± 0.12	6.66839 ± 0.00003	3.5	0.45 ± 0.24
K03165.01	1.26 ± 0.19	1.07 ± 0.04	4.11755 ± 0.00003	4.6	0.45 ± 0.17
K04053.01	0.43 ± 0.08	0.79 ± 0.04	1.419749 ± 0.000005	3.2	0.45 ± 0.18
K00732.03	1.62 ± 0.39	1.14 ± 0.08	5.25449 ± 0.00005	2.4	0.45 ± 0.19
K03015.01	1.10 ± 0.21	1.03 ± 0.05	3.61461 ± 0.00002	9.3	0.45 ± 0.17
Kepler-1157 b	1.36 ± 0.57	1.09 ± 0.12	4.45743 ± 0.00002	3.4	0.45 ± 0.23
K03232.01	1.81 ± 0.26	1.18 ± 0.05	6.05923 ± 0.00001	2.2	0.44 ± 0.17
K2-209 b	0.60 ± 0.22	0.87 ± 0.08	2.0806 ± 0.0001	1.0	0.44 ± 0.20
K04374.01	1.08 ± 0.26	1.02 ± 0.07	3.70386 ± 0.00002	7.4	0.43 ± 0.17
Kepler-345 b	0.50 ± 0.30	0.74 ± 0.06	7.41556 ± 0.00005	2.8	0.43 ± 0.49
Kepler-1612 b	1.11 ± 0.60	1.03 ± 0.15	3.91795 ± 0.00003	4.6	0.43 ± 0.24
K01305.02	1.77 ± 0.41	1.17 ± 0.07	6.18666 ± 0.00004	2.9	0.42 ± 0.18
K02534.02	1.54 ± 0.36	1.13 ± 0.07	5.42201 ± 0.00006	2.7	0.42 ± 0.18
Kepler-225 b	1.92 ± 0.42	1.20 ± 0.07	6.73898 ± 0.00004	2.9	0.42 ± 0.18
K02522.01	1.56 ± 0.31	1.13 ± 0.06	5.60402 ± 0.00001	1.8	0.42 ± 0.17
Kepler-1390 b	1.81 ± 1.16	1.18 ± 0.19	6.48022 ± 0.00005	4.5	0.41 ± 0.29

Table A1 – *continued* Rocky Exoplanets Sample (in order of decreasing dipole moment)

Planet Name	Mass (M_{\oplus})	Radius (R_{\oplus})	Orbital Period (days)	Stellar Age (Gyr)	Median M_{max} (M_{\oplus})
K2-279 b	1.98 ± 0.87	1.21 ± 0.14	7.123 ± 0.002	1.0	0.41 ± 0.23
K04614.01	1.78 ± 0.47	1.17 ± 0.08	6.45473 ± 0.00008	4.4	0.41 ± 0.18
K2-239 b	1.41 ± 0.47	1.10 ± 0.10	5.240 ± 0.001	1.0	0.41 ± 0.19
K02720.01	1.78 ± 0.24	1.17 ± 0.04	6.57158 ± 0.00002	8.1	0.40 ± 0.16
K01480.02	1.89 ± 1.90	1.20 ± 0.28	7.00442 ± 0.00007	6.3	0.40 ± 0.39
K04469.01	0.24 ± 0.06	0.67 ± 0.05	0.894172 ± 0.000002	2.5	0.40 ± 0.20
K02208.01	0.62 ± 0.10	0.87 ± 0.04	2.344512 ± 0.000005	5.6	0.40 ± 0.15
K01534.02	2.05 ± 0.35	1.22 ± 0.06	7.63846 ± 0.00005	3.5	0.40 ± 0.17
K00623.03	1.46 ± 0.17	1.11 ± 0.04	5.59932 ± 0.00001	11.5	0.40 ± 0.15
K04443.01	1.47 ± 0.34	1.11 ± 0.07	5.67579 ± 0.00006	3.3	0.39 ± 0.16
K04400.01	0.56 ± 0.12	0.85 ± 0.05	2.20922 ± 0.00002	6.9	0.39 ± 0.16
Kepler-1049 b	0.83 ± 0.44	0.95 ± 0.13	3.273461 ± 0.000005	3.8	0.39 ± 0.21
K02071.01	0.98 ± 0.14	0.99 ± 0.04	3.85692 ± 0.00001	2.6	0.39 ± 0.14
K00505.02	1.58 ± 0.26	1.14 ± 0.05	6.19544 ± 0.00003	0.8	0.39 ± 0.15
GJ 273 c	1.18 ± 0.16	1.05 ± 0.04	4.7234 ± 0.0004	1.0	0.38 ± 0.14
Kepler-316 c	1.70 ± 0.66	1.16 ± 0.12	6.82777 ± 0.00003	3.3	0.38 ± 0.19
YZ Cet d	1.14 ± 0.17	1.04 ± 0.04	4.6563 ± 0.0004	5.0	0.38 ± 0.14
Kepler-1577 b	1.55 ± 0.40	1.13 ± 0.08	6.30560 ± 0.00004	4.3	0.38 ± 0.16
K04004.01	1.19 ± 0.22	1.05 ± 0.05	4.94329 ± 0.00003	1.9	0.37 ± 0.14
K02956.01	0.94 ± 0.16	0.98 ± 0.05	3.93766 ± 0.00004	2.3	0.37 ± 0.14
Kepler-1248 b	1.81 ± 0.91	1.18 ± 0.16	7.46725 ± 0.00005	1.5	0.37 ± 0.22
K02143.01	1.14 ± 0.18	1.04 ± 0.05	4.79028 ± 0.00002	1.1	0.37 ± 0.13
K04580.01	1.50 ± 0.35	1.12 ± 0.07	6.30424 ± 0.00005	7.9	0.37 ± 0.15
K02443.01	1.62 ± 0.28	1.14 ± 0.05	6.79165 ± 0.00004	12.6	0.37 ± 0.14
K2-72 b	1.32 ± 0.50	1.08 ± 0.11	5.5772 ± 0.0004	1.0	0.37 ± 0.18
K00102.02	0.95 ± 0.14	0.99 ± 0.04	4.06844 ± 0.00001	3.5	0.37 ± 0.13
HD 215152 c	1.72 ± 0.67	1.16 ± 0.16	7.282 ± 0.006	1.0	0.36 ± 0.18
Kepler-1351 b	0.21 ± 0.05	0.65 ± 0.05	0.916141 ± 0.000002	4.2	0.36 ± 0.18
K00568.02	0.54 ± 0.11	0.84 ± 0.05	2.358952 ± 0.000008	5.1	0.36 ± 0.14
K04302.01	1.25 ± 0.30	1.07 ± 0.07	5.53312 ± 0.00007	6.6	0.36 ± 0.14
Kepler-303 c	1.60 ± 0.47	1.14 ± 0.09	7.06115 ± 0.00002	3.3	0.35 ± 0.16
Kepler-1376 b	1.19 ± 0.66	1.05 ± 0.15	5.30881 ± 0.00005	4.7	0.35 ± 0.21
K04651.01	0.26 ± 0.07	0.69 ± 0.05	1.192599 ± 0.000005	2.7	0.35 ± 0.17
K01905.01	1.69 ± 0.26	1.16 ± 0.05	7.62634 ± 0.00002	3.2	0.35 ± 0.13
K00241.03	0.73 ± 0.12	0.92 ± 0.04	3.41045 ± 0.00001	12.9	0.34 ± 0.13
K04160.01	0.65 ± 0.12	0.89 ± 0.05	3.03196 ± 0.00001	1.0	0.34 ± 0.13
K04663.01	1.21 ± 0.34	1.06 ± 0.08	5.6569 ± 0.0001	6.3	0.34 ± 0.14
K01931.03	1.49 ± 0.25	1.12 ± 0.05	6.98803 ± 0.00003	1.0	0.34 ± 0.13
Kepler-1358 b	1.50 ± 0.41	1.12 ± 0.09	7.06317 ± 0.00003	5.1	0.34 ± 0.15
K04024.01	1.73 ± 0.31	1.17 ± 0.06	8.40691 ± 0.00003	9.5	0.33 ± 0.13
Kepler-953 c	1.87 ± 0.58	1.19 ± 0.10	9.10967 ± 0.00003	8.7	0.33 ± 0.15
K03125.01	0.89 ± 0.16	0.97 ± 0.05	4.45343 ± 0.00004	4.9	0.32 ± 0.12
K01909.02	1.10 ± 0.14	1.03 ± 0.04	5.47034 ± 0.00001	2.8	0.32 ± 0.12
K04032.01	0.79 ± 0.13	0.94 ± 0.04	3.95117 ± 0.00002	12.3	0.32 ± 0.12
K04246.02	1.78 ± 1.05	1.17 ± 0.18	8.7562 ± 0.0001	0.9	0.32 ± 0.22
K04212.02	2.05 ± 0.59	1.22 ± 0.10	10.099 ± 0.0001	2.4	0.32 ± 0.15
K00584.03	1.27 ± 0.23	1.07 ± 0.05	6.47028 ± 0.00004	3.0	0.32 ± 0.12
K02260.01	1.20 ± 0.17	1.05 ± 0.04	6.11787 ± 0.00003	3.6	0.32 ± 0.12
K02399.01	0.37 ± 0.07	0.76 ± 0.04	1.916944 ± 0.000006	3.2	0.32 ± 0.13
K01279.02	1.91 ± 0.83	1.20 ± 0.14	9.65185 ± 0.00005	8.9	0.32 ± 0.18
K00664.02	1.52 ± 0.23	1.12 ± 0.05	7.78201 ± 0.00004	8.3	0.32 ± 0.12
K01618.01	0.45 ± 0.06	0.80 ± 0.03	2.364369 ± 0.000009	3.0	0.31 ± 0.12
Kepler-398 b	0.77 ± 0.31	0.93 ± 0.10	4.08142 ± 0.00001	2.3	0.31 ± 0.15
K02687.01	0.32 ± 0.04	0.73 ± 0.02	1.716832 ± 0.000002	1.3	0.31 ± 0.13
K04382.02	0.74 ± 0.20	0.92 ± 0.07	3.98167 ± 0.00005	5.0	0.31 ± 0.13
K02559.01	1.75 ± 0.32	1.17 ± 0.06	9.30990 ± 0.00006	4.4	0.31 ± 0.12
Kepler-1393 b	0.45 ± 0.12	0.80 ± 0.06	2.44358 ± 0.00001	3.5	0.30 ± 0.13
Kepler-1402 b	0.37 ± 0.14	0.76 ± 0.08	2.03388 ± 0.00001	4.6	0.30 ± 0.15
K02159.01	1.41 ± 0.20	1.10 ± 0.04	7.59666 ± 0.00003	1.9	0.30 ± 0.11
Kepler-138 c	1.97 ± 1.52	1.20 ± 0.07	13.7813 ± 0.0001	4.7	0.30 ± 1.19
K04312.01	1.44 ± 0.38	1.11 ± 0.08	7.84932 ± 0.00009	13.2	0.30 ± 0.13

Table A1 – *continued* Rocky Exoplanets Sample (in order of decreasing dipole moment)

Planet Name	Mass (M_{\oplus})	Radius (R_{\oplus})	Orbital Period (days)	Stellar Age (Gyr)	Median \mathcal{M}_{max} (M_{\oplus})
K00284.03	1.12 ± 0.41	1.03 ± 0.10	6.17828 ± 0.00004	6.5	0.30 ± 0.14
Kepler-119 c	0.74 ± 1.53	0.92 ± 0.35	4.12510 ± 0.00003	3.6	0.30 ± 0.44
K04032.03	1.07 ± 0.17	1.02 ± 0.05	5.99274 ± 0.00002	12.3	0.30 ± 0.11
K01944.02	1.48 ± 0.24	1.12 ± 0.05	8.36060 ± 0.00008	0.5	0.29 ± 0.11
K02722.04	1.55 ± 0.22	1.13 ± 0.04	8.92116 ± 0.00004	2.5	0.29 ± 0.11
K00117.04	1.37 ± 0.24	1.09 ± 0.05	7.95830 ± 0.00006	4.3	0.29 ± 0.11
K00671.04	1.93 ± 0.33	1.20 ± 0.06	11.13175 ± 0.00008	4.7	0.29 ± 0.12
K04407.01	0.23 ± 0.05	0.66 ± 0.04	1.338081 ± 0.000007	3.7	0.29 ± 0.14
K02246.01	2.05 ± 0.34	1.22 ± 0.05	11.89521 ± 0.00006	8.9	0.28 ± 0.12
K04744.01	0.57 ± 0.16	0.85 ± 0.07	3.39154 ± 0.00006	6.6	0.28 ± 0.12
K04032.02	0.48 ± 0.09	0.82 ± 0.04	2.89223 ± 0.00001	12.3	0.28 ± 0.11
K01692.02	0.41 ± 0.07	0.78 ± 0.04	2.46107 ± 0.00001	1.0	0.28 ± 0.12
K02585.01	0.89 ± 0.15	0.97 ± 0.04	5.34186 ± 0.00004	10.7	0.28 ± 0.10
K2-54 b	1.65 ± 1.06	1.15 ± 0.19	9.784 ± 0.001	1.0	0.28 ± 0.20
K02120.01	1.47 ± 0.23	1.11 ± 0.05	8.77426 ± 0.00002	2.5	0.28 ± 0.11
Kepler-444 d	0.20 ± 0.30	0.53 ± 0.02	6.18939 ± 0.00001	11.2	0.28 ± 0.37
K02859.01	0.56 ± 0.12	0.85 ± 0.05	3.44620 ± 0.00002	13.2	0.28 ± 0.11
K03060.01	1.12 ± 0.26	1.03 ± 0.07	6.9131 ± 0.0001	4.0	0.27 ± 0.11
Kepler-395 b	1.11 ± 0.32	1.03 ± 0.08	7.05435 ± 0.00007	1.6	0.27 ± 0.11
K2-89 b	0.18 ± 0.09	0.62 ± 0.08	1.09603 ± 0.00007	1.0	0.27 ± 0.17
K02949.02	0.58 ± 0.14	0.86 ± 0.06	3.75032 ± 0.00004	6.3	0.27 ± 0.11
K01964.01	0.35 ± 0.05	0.74 ± 0.03	2.229325 ± 0.000004	10.7	0.27 ± 0.11
K01904.01	1.96 ± 0.27	1.21 ± 0.05	12.43931 ± 0.00003	2.3	0.26 ± 0.11
Kepler-1477 b	1.81 ± 0.51	1.18 ± 0.09	11.55530 ± 0.00008	4.7	0.26 ± 0.12
K04032.04	0.78 ± 0.14	0.93 ± 0.05	5.10116 ± 0.00002	12.3	0.26 ± 0.10
K04157.01	0.58 ± 0.11	0.86 ± 0.05	3.82316 ± 0.00002	2.6	0.26 ± 0.10
Kepler-163 b	1.19 ± 2.91	1.05 ± 0.44	7.8109 ± 0.0001	4.3	0.26 ± 0.48
Kepler-1649 b	1.32 ± 0.70	1.08 ± 0.15	8.68909 ± 0.00002	1.0	0.26 ± 0.15
K02832.01	0.53 ± 0.26	0.84 ± 0.11	3.57555 ± 0.00002	3.0	0.26 ± 0.14
Kepler-388 b	0.47 ± 0.22	0.81 ± 0.10	3.17332 ± 0.00002	4.0	0.26 ± 0.14
K04335.01	1.12 ± 0.22	1.03 ± 0.06	7.61761 ± 0.00004	12.6	0.25 ± 0.10
K04674.01	0.70 ± 0.18	0.91 ± 0.06	4.84347 ± 0.00004	7.4	0.25 ± 0.10
K02273.01	0.86 ± 0.15	0.96 ± 0.05	6.11009 ± 0.00003	1.8	0.25 ± 0.09
K02859.02	0.29 ± 0.07	0.71 ± 0.05	2.00541 ± 0.00001	13.2	0.25 ± 0.11
K03097.01	1.71 ± 0.28	1.16 ± 0.05	11.9216 ± 0.0001	6.3	0.25 ± 0.10
Ross 128 b [^]	1.40 ± 0.21	1.1 ± 0.05	9.866 ± 0.007	5.0	0.25 ± 0.09
K2-129 b	1.15 ± 0.38	1.04 ± 0.10	8.2395 ± 0.0003	1.0	0.25 ± 0.11
K02473.03	2.06 ± 0.62	1.22 ± 0.10	14.5123 ± 0.0003	1.9	0.24 ± 0.12
K2-239 d	1.41 ± 0.48	1.10 ± 0.10	10.115 ± 0.001	1.0	0.24 ± 0.11
K01531.01	0.77 ± 0.24	0.93 ± 0.08	5.69920 ± 0.00001	1.8	0.24 ± 0.10
K00282.02	1.15 ± 0.14	1.04 ± 0.04	8.45747 ± 0.00002	9.1	0.24 ± 0.08
K03052.01	1.38 ± 0.28	1.10 ± 0.06	10.12961 ± 0.00008	13.5	0.24 ± 0.10
K2-72 d	1.04 ± 0.46	1.01 ± 0.12	7.760 ± 0.001	1.0	0.24 ± 0.12
K03239.01	0.15 ± 0.05	0.59 ± 0.06	1.070977 ± 0.000008	1.6	0.24 ± 0.14
K00626.02	1.06 ± 0.25	1.02 ± 0.07	8.0292 ± 0.0001	6.6	0.24 ± 0.09
K01931.02	1.41 ± 0.25	1.10 ± 0.05	10.55839 ± 0.00005	1.0	0.24 ± 0.09
K00332.02	0.90 ± 0.24	0.97 ± 0.07	6.8668 ± 0.0001	4.5	0.23 ± 0.10
K02352.02	0.74 ± 0.09	0.92 ± 0.03	5.62903 ± 0.00002	4.0	0.23 ± 0.08
K02001.01	1.09 ± 0.15	1.02 ± 0.04	8.27744 ± 0.00002	1.1	0.23 ± 0.08
K04613.01	0.26 ± 0.06	0.69 ± 0.05	1.96228 ± 0.00001	4.1	0.23 ± 0.11
K01598.03	1.86 ± 0.37	1.19 ± 0.07	13.93072 ± 0.00008	5.9	0.23 ± 0.10
K2-239 c	1.00 ± 0.37	1.00 ± 0.10	7.775 ± 0.001	1.0	0.23 ± 0.11
K02443.02	1.54 ± 0.33	1.13 ± 0.07	11.8377 ± 0.0001	12.6	0.23 ± 0.09
TRAPPIST-1 d [^]	0.41 ± 0.27	0.77 ± 0.03	4.04961 ± 0.00006	0.5	0.23 ± 0.62
K02792.01	0.27 ± 0.04	0.69 ± 0.03	2.12824 ± 0.00001	4.3	0.23 ± 0.10
K00719.04	0.52 ± 0.08	0.83 ± 0.04	4.159817 ± 0.000006	3.8	0.23 ± 0.09
K03167.01	0.07 ± 0.01	0.47 ± 0.02	0.499665 ± 0.000001	2.1	0.23 ± 0.14
Kepler-1500 b	1.92 ± 1.17	1.20 ± 0.19	15.0330 ± 0.0002	4.1	0.23 ± 0.15
K02848.01	1.75 ± 0.28	1.17 ± 0.05	13.7873 ± 0.0001	6.6	0.22 ± 0.09
K02593.01	1.88 ± 0.28	1.19 ± 0.05	14.7967 ± 0.0001	3.0	0.22 ± 0.09
K02158.01	0.56 ± 0.09	0.85 ± 0.04	4.56205 ± 0.00002	11.7	0.22 ± 0.09

Table A1 – *continued* Rocky Exoplanets Sample (in order of decreasing dipole moment)

Planet Name	Mass (M_{\oplus})	Radius (R_{\oplus})	Orbital Period (days)	Stellar Age (Gyr)	Median M_{max} (M_{\oplus})
K02859.04	0.36 ± 0.08	0.75 ± 0.05	2.90513 ± 0.00002	13.2	0.22 ± 0.10
Kepler-1223 b	2.04 ± 0.42	1.22 ± 0.07	16.3013 ± 0.0001	3.6	0.22 ± 0.10
K01151.02	0.90 ± 0.14	0.97 ± 0.04	7.41086 ± 0.00003	8.5	0.22 ± 0.08
K2-136 b	0.96 ± 0.18	0.99 ± 0.05	7.9753 ± 0.0008	0.7	0.22 ± 0.08
K03681.02	1.28 ± 0.19	1.07 ± 0.04	10.51420 ± 0.00005	2.3	0.22 ± 0.08
K02585.02	1.26 ± 0.27	1.07 ± 0.06	10.42312 ± 0.00007	10.7	0.22 ± 0.09
Kepler-1406 b	1.41 ± 0.78	1.10 ± 0.16	11.62906 ± 0.00007	5.0	0.22 ± 0.13
K03245.01	1.28 ± 0.23	1.07 ± 0.05	10.60052 ± 0.00009	6.3	0.22 ± 0.08
K02029.01	1.99 ± 0.31	1.21 ± 0.05	16.33270 ± 0.00004	1.7	0.22 ± 0.09
Kepler-907 b	1.92 ± 0.32	1.20 ± 0.06	15.86622 ± 0.00006	5.4	0.22 ± 0.09
K01612.01	0.29 ± 0.04	0.71 ± 0.03	2.465026 ± 0.000005	6.3	0.22 ± 0.09
K02555.01	1.49 ± 0.47	1.12 ± 0.10	12.5720 ± 0.0001	2.6	0.21 ± 0.10
K00623.02	1.87 ± 0.23	1.19 ± 0.04	15.67756 ± 0.00006	11.5	0.21 ± 0.08
K00647.02	0.94 ± 0.24	0.98 ± 0.07	8.1135 ± 0.0002	8.3	0.21 ± 0.09
K04699.01	0.35 ± 0.09	0.75 ± 0.05	3.07712 ± 0.00004	3.3	0.21 ± 0.10
K02949.01	1.17 ± 0.25	1.05 ± 0.06	10.1749 ± 0.0001	6.3	0.21 ± 0.08
Kepler-353 b	0.66 ± 0.16	0.89 ± 0.06	5.79528 ± 0.00006	3.4	0.21 ± 0.09
K03218.01	0.14 ± 0.06	0.58 ± 0.06	1.213750 ± 0.000009	2.8	0.21 ± 0.13
K00321.02	0.52 ± 0.08	0.83 ± 0.04	4.62334 ± 0.00002	4.3	0.21 ± 0.08
Proxima Cen b [^]	1.27 ± 0.18	1.07 ± 0.04	11.186 ± 0.002	4.9	0.21 ± 0.08
K03097.02	0.76 ± 0.15	0.93 ± 0.05	6.80252 ± 0.00008	6.3	0.21 ± 0.08
K2-72 c	1.70 ± 0.72	1.16 ± 0.13	15.189 ± 0.003	1.0	0.20 ± 0.11
K00295.02	1.12 ± 0.17	1.03 ± 0.04	10.10575 ± 0.00003	4.2	0.20 ± 0.07
K01945.02	1.89 ± 1.48	1.20 ± 0.23	17.1181 ± 0.0009	4.2	0.20 ± 0.16
Kepler-1637 b	0.66 ± 0.39	0.89 ± 0.14	6.10960 ± 0.00006	4.2	0.20 ± 0.12
K04383.01	0.46 ± 0.09	0.81 ± 0.04	4.34195 ± 0.00003	1.3	0.20 ± 0.08
K02687.02	0.87 ± 0.09	0.96 ± 0.03	8.16735 ± 0.00002	1.3	0.20 ± 0.07
Kepler-779 b	0.74 ± 0.21	0.92 ± 0.07	7.09714 ± 0.00003	3.9	0.20 ± 0.08
Kepler-80 g	1.55 ± 0.73	1.13 ± 0.14	14.6456 ± 0.0001	2.0	0.20 ± 0.11
K02768.01	1.24 ± 0.37	1.06 ± 0.09	11.8289 ± 0.0003	1.3	0.20 ± 0.08
K04296.01	0.26 ± 0.06	0.69 ± 0.04	2.49384 ± 0.00001	13.5	0.20 ± 0.09
Kepler-1563 b	0.36 ± 0.18	0.75 ± 0.10	3.43277 ± 0.00003	4.1	0.19 ± 0.11
K02188.02	0.69 ± 0.32	0.90 ± 0.11	6.7446 ± 0.0006	13.2	0.19 ± 0.10
K02169.01	0.55 ± 0.25	0.85 ± 0.10	5.45298 ± 0.00001	1.9	0.19 ± 0.10
Kepler-1629 b	0.39 ± 0.23	0.77 ± 0.12	3.87596 ± 0.00002	4.3	0.19 ± 0.12
K02011.02	1.76 ± 0.30	1.17 ± 0.06	17.2655 ± 0.0002	2.3	0.19 ± 0.07
K02426.01	0.41 ± 0.09	0.78 ± 0.05	4.16056 ± 0.00003	10.7	0.19 ± 0.08
K04792.01	0.56 ± 0.15	0.85 ± 0.06	5.75904 ± 0.00005	1.2	0.19 ± 0.08
K04188.01	0.67 ± 0.12	0.90 ± 0.04	6.96355 ± 0.00004	1.0	0.18 ± 0.07
K03310.01	2.04 ± 0.40	1.22 ± 0.06	20.5513 ± 0.0002	1.7	0.18 ± 0.08
K00279.03	0.71 ± 0.15	0.91 ± 0.05	7.5145 ± 0.0001	2.6	0.18 ± 0.07
K00116.03	0.58 ± 0.11	0.86 ± 0.05	6.16492 ± 0.00005	6.0	0.18 ± 0.07
K04411.01	1.05 ± 0.22	1.01 ± 0.06	11.17932 ± 0.00008	5.1	0.18 ± 0.07
Kepler-398 d	0.63 ± 0.09	0.88 ± 0.04	6.83437 ± 0.00002	2.3	0.18 ± 0.07
Kepler-81 d	1.98 ± 1.86	1.21 ± 0.27	20.8378 ± 0.0002	3.6	0.18 ± 0.17
K04907.01	0.37 ± 0.13	0.76 ± 0.07	4.04485 ± 0.00009	6.0	0.18 ± 0.09
K02352.03	0.75 ± 0.12	0.92 ± 0.04	8.25630 ± 0.00003	4.0	0.18 ± 0.06
Kepler-1611 b	0.47 ± 0.26	0.81 ± 0.12	5.17624 ± 0.00006	5.0	0.18 ± 0.10
Kepler-398 c	1.04 ± 0.42	1.01 ± 0.11	11.41941 ± 0.00005	2.3	0.18 ± 0.08
K04288.01	0.56 ± 0.10	0.85 ± 0.04	6.28385 ± 0.00004	6.2	0.17 ± 0.07
K04850.01	0.27 ± 0.08	0.70 ± 0.06	3.04188 ± 0.00003	4.8	0.17 ± 0.09
K03236.01	0.63 ± 0.14	0.88 ± 0.06	7.13046 ± 0.00006	3.0	0.17 ± 0.07
K00679.02	1.45 ± 0.27	1.11 ± 0.06	16.2584 ± 0.0002	5.1	0.17 ± 0.07
K04505.01	1.61 ± 0.36	1.14 ± 0.07	18.0072 ± 0.0003	6.0	0.17 ± 0.07
Kepler-1456 b	1.60 ± 0.62	1.14 ± 0.12	18.1374 ± 0.0002	3.7	0.17 ± 0.09
tau Cet g	1.75 ± 0.33	1.17 ± 0.06	20.00 ± 0.02	12.1	0.17 ± 0.07
Kepler-1296 b	0.71 ± 0.22	0.91 ± 0.08	8.38399 ± 0.00009	4.2	0.17 ± 0.07
K02859.03	0.36 ± 0.08	0.75 ± 0.05	4.28885 ± 0.00004	13.2	0.17 ± 0.07
K03052.02	1.32 ± 0.30	1.08 ± 0.07	15.6112 ± 0.0001	13.5	0.17 ± 0.07
K02915.01	0.42 ± 0.08	0.79 ± 0.04	5.06094 ± 0.00003	3.0	0.17 ± 0.07
K02801.01	0.58 ± 0.08	0.86 ± 0.03	6.99205 ± 0.00004	5.1	0.16 ± 0.06

Table A1 – *continued* Rocky Exoplanets Sample (in order of decreasing dipole moment)

Planet Name	Mass (M_{\oplus})	Radius (R_{\oplus})	Orbital Period (days)	Stellar Age (Gyr)	Median \mathcal{M}_{max} (M_{\oplus})
K02961.01	0.31 ± 0.06	0.72 ± 0.04	3.78471 ± 0.00003	2.7	0.16 ± 0.07
K04246.01	0.57 ± 0.14	0.85 ± 0.06	6.98472 ± 0.00006	0.9	0.16 ± 0.07
K00246.02	0.76 ± 0.10	0.93 ± 0.03	9.60504 ± 0.00003	7.4	0.16 ± 0.06
K02864.01	0.30 ± 0.05	0.72 ± 0.03	3.77887 ± 0.00004	8.3	0.16 ± 0.07
K02722.05	1.32 ± 0.24	1.08 ± 0.05	16.5339 ± 0.0001	2.5	0.16 ± 0.06
Kepler-1347 b	1.11 ± 0.22	1.03 ± 0.06	14.00948 ± 0.00007	5.6	0.16 ± 0.06
Kepler-1470 b	1.27 ± 0.37	1.07 ± 0.09	16.2951 ± 0.0002	4.6	0.16 ± 0.07
K04301.01	1.21 ± 0.53	1.06 ± 0.12	15.6049 ± 0.0001	5.5	0.16 ± 0.08
K04637.01	0.34 ± 0.07	0.74 ± 0.04	4.37991 ± 0.00004	4.3	0.15 ± 0.07
K03117.01	0.46 ± 0.10	0.81 ± 0.05	6.06672 ± 0.00003	2.8	0.15 ± 0.06
K03503.01	1.61 ± 0.56	1.14 ± 0.11	21.1876 ± 0.0004	11.5	0.15 ± 0.07
K02261.02	0.49 ± 0.38	0.82 ± 0.16	6.6255 ± 0.0002	1.4	0.15 ± 0.11
K02585.03	0.58 ± 0.12	0.86 ± 0.05	7.87841 ± 0.00008	10.7	0.15 ± 0.06
K02498.01	0.50 ± 0.10	0.82 ± 0.05	6.73811 ± 0.00004	11.0	0.15 ± 0.06
K04129.01	0.17 ± 0.04	0.61 ± 0.04	2.31482 ± 0.00001	2.3	0.15 ± 0.08
K02583.01	0.23 ± 0.04	0.66 ± 0.04	3.03266 ± 0.00001	4.3	0.15 ± 0.07
K00338.02	0.23 ± 0.05	0.66 ± 0.04	3.10764 ± 0.00001	0.9	0.15 ± 0.07
Kepler-1076 b	0.45 ± 0.07	0.80 ± 0.04	6.14728 ± 0.00002	3.7	0.15 ± 0.06
K02352.01	0.97 ± 0.13	0.99 ± 0.04	13.39153 ± 0.00006	4.0	0.15 ± 0.05
K02503.01	1.07 ± 0.20	1.02 ± 0.05	14.8200 ± 0.0001	4.6	0.15 ± 0.05
K03097.03	0.62 ± 0.14	0.88 ± 0.06	8.7034 ± 0.0001	6.3	0.15 ± 0.06
K04146.01	0.25 ± 0.05	0.68 ± 0.04	3.50470 ± 0.00002	0.5	0.15 ± 0.07
K01905.02	1.13 ± 0.22	1.04 ± 0.06	15.9956 ± 0.0001	3.2	0.14 ± 0.05
K02038.04	1.80 ± 0.51	1.18 ± 0.09	25.2153 ± 0.0004	1.4	0.14 ± 0.07
Kepler-42 d	0.13 ± 0.21	0.57 ± 0.18	1.86517 ± 0.00001	4.5	0.14 ± 0.18
K00070.04	0.42 ± 0.21	0.78 ± 0.11	6.09854 ± 0.00003	3.1	0.14 ± 0.08
K03227.01	0.17 ± 0.04	0.61 ± 0.04	2.42648 ± 0.00002	5.6	0.14 ± 0.07
K04409.01	0.95 ± 0.21	0.99 ± 0.06	14.2653 ± 0.0001	4.4	0.14 ± 0.05
K01165.02	0.29 ± 0.06	0.71 ± 0.04	4.29265 ± 0.00003	4.7	0.14 ± 0.06
K03017.01	0.17 ± 0.04	0.61 ± 0.04	2.46289 ± 0.00002	9.3	0.14 ± 0.07
K02970.01	0.32 ± 0.06	0.73 ± 0.04	4.82053 ± 0.00003	3.2	0.14 ± 0.06
K04716.01	0.38 ± 0.09	0.77 ± 0.05	5.89435 ± 0.00006	5.0	0.14 ± 0.06
K03111.01	0.69 ± 0.12	0.90 ± 0.05	10.76799 ± 0.00007	5.6	0.13 ± 0.05
TRAPPIST-1 b	0.85 ± 0.72	1.00 ± 0.04	1.5108708 ± 0.0000006	0.5	0.13 ± 2.93
K2-190 c	1.38 ± 0.57	1.09 ± 0.12	21.574 ± 0.005	1.0	0.13 ± 0.07
K04482.01	0.34 ± 0.08	0.74 ± 0.05	5.38294 ± 0.00006	3.1	0.13 ± 0.06
K04421.01	0.30 ± 0.07	0.71 ± 0.05	4.72697 ± 0.00008	5.5	0.13 ± 0.06
K02169.02	0.21 ± 0.04	0.64 ± 0.03	3.26661 ± 0.00001	1.9	0.13 ± 0.06
K03075.01	0.29 ± 0.06	0.71 ± 0.04	4.76559 ± 0.00003	13.2	0.13 ± 0.06
K02295.01	0.99 ± 0.17	1.00 ± 0.05	16.29082 ± 0.00008	13.5	0.13 ± 0.05
Kepler-399 b	0.86 ± 3.25	0.96 ± 0.51	14.4253 ± 0.0001	4.0	0.13 ± 0.34
Kepler-333 c	1.45 ± 1.04	1.11 ± 0.20	24.0882 ± 0.0002	3.2	0.13 ± 0.09
K03111.02	0.26 ± 0.06	0.69 ± 0.04	4.32850 ± 0.00004	5.6	0.13 ± 0.06
K04288.02	0.54 ± 0.12	0.84 ± 0.05	9.0875 ± 0.0001	6.2	0.13 ± 0.05
K03087.01	0.33 ± 0.06	0.73 ± 0.03	5.54854 ± 0.00005	2.3	0.13 ± 0.05
Kepler-125 c	0.34 ± 0.08	0.74 ± 0.05	5.77446 ± 0.00005	3.8	0.13 ± 0.06
K02029.02	0.58 ± 0.09	0.86 ± 0.04	10.05545 ± 0.00004	1.7	0.12 ± 0.05
K03130.02	0.33 ± 0.07	0.73 ± 0.05	5.65244 ± 0.00004	8.9	0.12 ± 0.05
K02755.01	0.48 ± 0.08	0.82 ± 0.04	8.48293 ± 0.00004	8.1	0.12 ± 0.05
K03503.02	1.84 ± 1.07	1.19 ± 0.18	31.8245 ± 0.0008	11.5	0.12 ± 0.08
K2-116 b	0.26 ± 0.06	0.69 ± 0.04	4.6554 ± 0.0005	1.0	0.12 ± 0.06
K04581.01	0.34 ± 0.11	0.74 ± 0.06	6.0061 ± 0.0002	6.5	0.12 ± 0.06
K02581.01	0.70 ± 0.14	0.90 ± 0.05	12.7373 ± 0.0001	1.5	0.12 ± 0.05
K04693.01	1.30 ± 0.32	1.08 ± 0.07	23.6226 ± 0.0005	13.2	0.12 ± 0.05
K02803.01	0.13 ± 0.03	0.57 ± 0.03	2.37753 ± 0.00001	4.9	0.12 ± 0.06
K02636.01	0.21 ± 0.04	0.64 ± 0.03	3.88151 ± 0.00002	1.6	0.11 ± 0.05
Kepler-1423 b	1.23 ± 0.35	1.06 ± 0.08	23.9554 ± 0.0002	4.7	0.11 ± 0.05
K01831.03	1.78 ± 0.45	1.18 ± 0.08	34.2069 ± 0.0007	3.4	0.11 ± 0.05
K01576.03	1.18 ± 0.61	1.05 ± 0.14	23.3398 ± 0.0006	1.0	0.11 ± 0.06
K03083.01	0.49 ± 0.10	0.82 ± 0.05	10.18316 ± 0.00008	2.5	0.11 ± 0.04
K03196.02	0.33 ± 0.07	0.73 ± 0.04	6.88299 ± 0.00004	4.5	0.11 ± 0.05

Table A1 – *continued* Rocky Exoplanets Sample (in order of decreasing dipole moment)

Planet Name	Mass (M_{\oplus})	Radius (R_{\oplus})	Orbital Period (days)	Stellar Age (Gyr)	Median \mathcal{M}_{max} (M_{\oplus})
K04725.01	0.34 ± 0.08	0.74 ± 0.05	7.28170 ± 0.00003	6.9	0.11 ± 0.05
K02169.03	0.20 ± 0.03	0.64 ± 0.03	4.27225 ± 0.00002	1.9	0.10 ± 0.05
K03436.01	2.09 ± 1.28	1.23 ± 0.19	44.2008 ± 0.0007	2.3	0.10 ± 0.07
K03083.02	0.29 ± 0.07	0.71 ± 0.05	6.23219 ± 0.00006	2.5	0.10 ± 0.05
K01151.03	0.24 ± 0.05	0.67 ± 0.04	5.24973 ± 0.00004	8.5	0.10 ± 0.05
K01905.03	1.53 ± 0.28	1.13 ± 0.06	34.2113 ± 0.0003	3.2	0.10 ± 0.04
Kepler-388 c	0.58 ± 0.28	0.86 ± 0.11	13.2970 ± 0.0002	4.0	0.10 ± 0.05
Kepler-1308 b	0.10 ± 0.04	0.52 ± 0.06	2.104338 ± 0.000004	3.7	0.10 ± 0.06
K02498.02	0.56 ± 0.13	0.85 ± 0.06	13.0600 ± 0.0001	11.0	0.10 ± 0.04
K00116.04	1.03 ± 0.20	1.01 ± 0.06	23.9802 ± 0.0002	6.0	0.10 ± 0.04
K00266.02	2.09 ± 0.36	1.23 ± 0.06	47.7436 ± 0.0003	4.2	0.10 ± 0.04
K04399.01	1.81 ± 0.41	1.18 ± 0.07	42.1005 ± 0.0002	1.9	0.10 ± 0.04
Kepler-438 b [^]	1.05 ± 0.85	1.12 ± 0.17	35.2332 ± 0.0003	4.4	0.10 ± 0.06
K03224.01	0.15 ± 0.10	0.59 ± 0.10	3.43862 ± 0.00002	1.8	0.10 ± 0.07
K00070.05	0.81 ± 0.13	0.94 ± 0.04	19.5776 ± 0.0001	3.1	0.10 ± 0.03
K2-266 c	0.29 ± 0.14	0.71 ± 0.09	7.814 ± 0.002	1.0	0.09 ± 0.22
Kepler-1178 b	1.27 ± 0.30	1.07 ± 0.07	31.8063 ± 0.0004	4.7	0.09 ± 0.04
K02173.01	1.52 ± 0.23	1.12 ± 0.05	37.8156 ± 0.0002	1.7	0.09 ± 0.03
K00719.02	1.10 ± 0.46	1.03 ± 0.11	28.1225 ± 0.0001	3.8	0.09 ± 0.04
K04659.01	1.65 ± 0.40	1.15 ± 0.08	41.8674 ± 0.0009	4.6	0.09 ± 0.04
K00664.03	0.89 ± 0.19	0.97 ± 0.06	23.4432 ± 0.0003	8.3	0.09 ± 0.03
K02612.01	0.18 ± 0.14	0.62 ± 0.12	4.61226 ± 0.00003	5.0	0.09 ± 0.07
K00416.03	0.36 ± 0.10	0.75 ± 0.06	9.74768 ± 0.00008	5.9	0.09 ± 0.04
tau Cet h	1.83 ± 0.47	1.18 ± 0.09	49.41 ± 0.09	12.1	0.09 ± 0.04
K03254.01	0.05 ± 0.01	0.44 ± 0.02	1.33256 ± 0.00001	6.3	0.09 ± 0.05
K04774.01	1.88 ± 0.43	1.19 ± 0.08	51.5677 ± 0.0007	5.1	0.08 ± 0.04
Kepler-444 f	0.34 ± 0.07	0.74 ± 0.04	9.74049 ± 0.00001	11.2	0.08 ± 0.04
K03248.01	0.23 ± 0.05	0.67 ± 0.04	6.91262 ± 0.00004	9.5	0.08 ± 0.04
K02158.02	0.21 ± 0.05	0.65 ± 0.04	6.68228 ± 0.00006	11.7	0.08 ± 0.04
K00623.04	0.76 ± 0.35	0.93 ± 0.11	25.2100 ± 0.0002	11.5	0.07 ± 0.04
K03168.01	1.71 ± 0.31	1.16 ± 0.06	56.348 ± 0.001	9.1	0.07 ± 0.03
K03087.02	0.04 ± 0.01	0.41 ± 0.02	1.22183 ± 0.00002	2.3	0.07 ± 0.05
K02029.04	0.14 ± 0.03	0.58 ± 0.04	4.78850 ± 0.00003	1.7	0.07 ± 0.04
K02029.03	0.20 ± 0.04	0.64 ± 0.04	6.88730 ± 0.00005	1.7	0.07 ± 0.04
K03864.02	0.52 ± 0.10	0.83 ± 0.05	18.2574 ± 0.0001	1.7	0.07 ± 0.03
K04657.01	0.21 ± 0.05	0.65 ± 0.04	7.57617 ± 0.00008	12.0	0.07 ± 0.03
K03196.01	0.14 ± 0.03	0.58 ± 0.03	4.96064 ± 0.00003	4.5	0.07 ± 0.04
K03215.01	0.03 ± 0.01	0.38 ± 0.03	1.039048 ± 0.000006	1.7	0.07 ± 0.05
K04657.02	0.28 ± 0.08	0.70 ± 0.06	10.43149 ± 0.00008	12.0	0.07 ± 0.03
K04292.01	0.24 ± 0.06	0.68 ± 0.04	9.32807 ± 0.00009	12.9	0.07 ± 0.03
K03083.03	0.21 ± 0.06	0.65 ± 0.05	8.2942 ± 0.0002	2.5	0.07 ± 0.03
K03184.01	0.19 ± 0.12	0.63 ± 0.10	7.5459 ± 0.0001	4.4	0.06 ± 0.04
K03465.01	0.39 ± 0.09	0.77 ± 0.05	16.0506 ± 0.0001	1.7	0.06 ± 0.03
K01151.05	0.51 ± 0.13	0.83 ± 0.06	21.7203 ± 0.0003	8.5	0.06 ± 0.03
K00115.03	0.08 ± 0.02	0.50 ± 0.04	3.43588 ± 0.00003	4.3	0.06 ± 0.04
K01151.04	0.40 ± 0.09	0.77 ± 0.05	17.4533 ± 0.0001	8.5	0.06 ± 0.03
Kepler-378 b	0.36 ± 0.30	0.75 ± 0.15	16.09236 ± 0.00007	3.2	0.06 ± 0.04
K02612.02	0.16 ± 0.16	0.60 ± 0.13	7.57306 ± 0.00006	5.0	0.06 ± 0.05
TRAPPIST-1 h	0.36 ± 0.06	0.75 ± 0.03	18.767 ± 0.004	0.5	0.05 ± 0.02
K00283.02	0.46 ± 0.07	0.81 ± 0.04	25.5171 ± 0.0002	1.0	0.05 ± 0.02
TRAPPIST-1 g [^]	1.34 ± 0.88	1.13 ± 0.04	12.3529 ± 0.0001	0.5	0.05 ± 0.68
K00304.02	0.10 ± 0.03	0.53 ± 0.04	5.51817 ± 0.00007	3.7	0.05 ± 0.03
K03225.01	0.09 ± 0.03	0.51 ± 0.04	4.87543 ± 0.00004	1.3	0.05 ± 0.03
Kepler-444 c	0.08 ± 0.01	0.50 ± 0.02	4.545884 ± 0.000007	11.2	0.05 ± 0.03
K00082.04	0.12 ± 0.02	0.55 ± 0.03	7.07136 ± 0.00003	1.1	0.05 ± 0.02
K01445.02	0.86 ± 0.26	0.96 ± 0.08	54.326 ± 0.003	2.2	0.05 ± 0.02
K00701.05	0.20 ± 0.05	0.64 ± 0.04	12.4417 ± 0.0002	10.7	0.04 ± 0.02
K00245.02	0.31 ± 0.04	0.72 ± 0.02	21.30199 ± 0.00005	8.3	0.04 ± 0.02
TRAPPIST-1 f [^]	0.86 ± 0.18	1.00 ± 0.04	9.20669 ± 0.00002	0.5	0.04 ± 0.20
K02169.04	0.03 ± 0.01	0.39 ± 0.03	2.19251 ± 0.00002	1.9	0.04 ± 0.03
K01925.01	0.93 ± 0.13	0.98 ± 0.04	68.9586 ± 0.0002	4.0	0.04 ± 0.01

Table A1 – *continued* Rocky Exoplanets Sample (in order of decreasing dipole moment)

Planet Name	Mass (M_{\oplus})	Radius (R_{\oplus})	Orbital Period (days)	Stellar Age (Gyr)	Median \mathcal{M}_{max} (M_{\oplus})
K00082.03	0.36 ± 0.06	0.75 ± 0.03	27.4537 ± 0.0001	1.1	0.04 ± 0.02
K03184.02	0.15 ± 0.04	0.59 ± 0.05	11.3220 ± 0.0006	4.4	0.04 ± 0.02
K00082.05	0.07 ± 0.01	0.47 ± 0.02	5.28695 ± 0.00003	1.1	0.04 ± 0.02
TRAPPIST-1 e [^]	0.62 ± 0.58	0.92 ± 0.04	6.09962 ± 0.00001	0.5	0.03 ± 0.78
K01616.02	0.38 ± 0.36	0.76 ± 0.17	34.775 ± 0.001	2.9	0.03 ± 0.03
Kepler-444 b	0.04 ± 0.01	0.40 ± 0.02	3.600105 ± 0.000008	11.2	0.03 ± 0.02
Kepler-378 c	0.28 ± 0.07	0.70 ± 0.05	28.9060 ± 0.0002	3.2	0.03 ± 0.01
K01961.02	0.71 ± 0.25	0.91 ± 0.08	76.642 ± 0.002	13.2	0.03 ± 0.01

* Non-tidally locked planets

[^] Planets located in the optimistic CHZ as defined by (Kopparapu et al. 2013, 2014).**Table A2.** Rotation rate

Object Name	Object Type	Rotation Period (days)	Rotation Rate (Ω_{\oplus})	Reference
Mercury	planet	58.646	0.017	Williams 2017 ⁴
Venus	planet	243.019	0.004	Williams 2017 ⁴
Earth	planet	1.000	1.000	Williams 2017 ⁴
Mars	planet	1.026	0.975	Williams 2017 ⁴
16 Psyche	asteroid	0.175	5.716	Sheppard & Jewitt (2002)
107 Camilla	asteroid	0.200	5.002	Sheppard & Jewitt (2002)
87 Sylvia	asteroid	0.217	4.617	Sheppard & Jewitt (2002)
45 Eugenia	asteroid	0.238	4.212	Sheppard & Jewitt (2002)
15 Eunomia	asteroid	0.254	3.936	Sheppard & Jewitt (2002)
624 Hektor	trojan asteroid	0.288	3.479	Sheppard & Jewitt (2002)
Jupiter	planet	0.413	2.425	Williams 2017 ⁴
Saturn	planet	0.446	2.244	Williams 2017 ⁴
Uranus	planet	0.718	1.393	Williams 2017 ⁴
Neptune	planet	0.671	1.490	Williams 2017 ⁴
Haumea	dwarf planet	0.163	6.131	Lacerda et al. (2008)
Makemake	dwarf planet	0.324	3.089	Heinze et al. (2009)
Eris	dwarf planet	1.079	0.927	Tattersall (2013)
Ceres	dwarf planet	0.378	2.646	Chamberlain et al. (2007)
Pluto	dwarf planet	6.387	0.157	Williams 2017 ⁴
Himalia	Jupiter moon	0.400	2.501	Williams 2016 ³
Elara	Jupiter moon	0.500	2.001	Williams 2016 ³
Phoebe	Saturn moon	0.400	2.501	Williams 2015 ²
Hydra	Pluto moon	0.430	2.329	Showalter & Hamilton (2015)
Nix	Pluto moon	1.829	0.547	Showalter & Hamilton (2015)
Styx	Pluto moon	3.240	0.309	Showalter & Hamilton (2015)
Kerberos	Pluto moon	5.310	0.188	Showalter & Hamilton (2015)
(90377) Sedna	KBO	0.428	2.337	Gaudi et al. (2005)
2001 CZ31	KBO	0.196	5.097	Lacerda & Luu (2006)
(20000) Varuna	KBO	0.246	3.787	Lacerda & Luu (2006)
(79983) 1999 DF9	KBO	0.277	3.610	Lacerda & Luu (2006)
(26308) 1998 SM165	KBO	0.296	3.381	Lacerda & Luu (2006)
(32929) 1995 QY9	KBO	0.304	3.289	Lacerda & Luu (2006)
(19308) 1996 TO66	KBO	0.329	3.039	Lacerda & Luu (2006)
(24835) 1995 SM55	KBO	0.337	2.971	Lacerda & Luu (2006)
(47932) 2000 GN171	KBO	0.347	2.882	Lacerda & Luu (2006)
(35671) 1998 SN165	KBO	0.368	2.716	Lacerda & Luu (2006)
(33128) 1998 BU48	KBO	0.408	2.450	Lacerda & Luu (2006)
(40314) 1999 KR16	KBO	0.494	2.025	Lacerda & Luu (2006)
2003 AZ84	KBO	0.560	1.786	Lacerda & Luu (2006)
2001 QG298	KBO	0.574	1.743	Lacerda & Luu (2006)
(29981) 1999 TD10	KBO	0.641	1.561	Lacerda & Luu (2006)
(55636) 2002 TX300	KBO	0.677	1.478	Lacerda & Luu (2006)
(50000) Quaoar	KBO	0.737	1.358	Lacerda & Luu (2006)

² <https://nssdc.gsfc.nasa.gov/planetary/factsheet/saturniansatfact.html>³ <https://nssdc.gsfc.nasa.gov/planetary/factsheet/joviansatfact.html>⁴ <https://nssdc.gsfc.nasa.gov/planetary/factsheet/>