

# Astro2020 Science White Paper

## Lyman continuum observations across cosmic time: recent developments, future requirements

**Thematic Areas:**       Galaxy Evolution       Cosmology and Fundamental Physics

**Principal Author:**

Stephan R. McCandliss

Johns Hopkins University, Department of Physics and Astronomy,

Center for Astrophysical Sciences, 3400 North Charles Street, Baltimore, MD 21218

stephan.mccandliss@jhu.edu, 410-516-5272

**Co-authors:**

Daniela Calzetti (astro.umass.edu), Henry C. Ferguson (stsci.edu), Steven Finkelstein (astro.as.utexas.edu), Brian T. Fleming (colorado.edu), Kevin France (colorado.edu), Matthew Hayes (astro.su.se), Timothy Heckman (jhu.edu), Alaina Henry (stsci.edu), Akio K. Inoue (aoni.waseda.jp), Anne Jaskot (astro.umass.edu), Claus Leitherer, (stsci.edu), Sally Oey (umich.edu), John O’Meara (keck.hawaii.edu), Marc Postman (stsci.edu), Laura Prichard (stsci.edu) Swara Ravindranath (stsci.edu), Jane Rigby (nasa.gov), Claudia Scarlata (astro.umn.edu), Daniel Schaerer (unige.ch), Alice Shapley (astro.ucla.edu), Eros Vanzella (inaf.it)

**Abstract:** Quantifying the physical conditions that allow radiation emitted shortward of the hydrogen ionization edge at 911.7 Å to escape the first collapsed objects and ultimately reionize the universe is a compelling problem for astrophysics. The escape of LyC emission from star-forming galaxies and active galactic nuclei is intimately tied to the emergence and sustenance of the metagalactic ionizing background (MIB) that pervades the universe to the present day and in turn is tied to the emergence of structure at all epochs. The James Webb Space Telescope (*JWST*) was built in part to search for the source(s) responsible for reionization, but it cannot observe LyC escape directly, because of the progressive increase in the mean transmission of the intergalactic medium towards the epoch of reionization. Remarkable progress has been made to date in directly detecting LyC leaking from star-forming galaxies using space-based and the ground-based observatories, but there remain significant gaps in our redshift coverage of the phenomenon. Ongoing projects to measure LyC escape at low- and intermediate- $z$  will provide guidance to *JWST* investigations by analyzing the robustness of a set of proposed LyC escape proxies, and also provide a closeup examination of the physical conditions that favor LyC escape. However, currently available facilities are inadequate for deeply probing LyC escape at the faint end of the galaxy luminosity function. Doing so will require facilities that can detect LyC emission in the restframe to limiting magnitudes approaching  $28 < m_{(1+z)900}^* < 32$  for  $M_{(1+z)1500}^*$  galaxies. The goal of acquiring statistically robust samples for determining LyC luminosity functions across cosmic time will require multi-object spectroscopy from spacebased flagship class and groundbased ELT class telescopes along with ancillary panchromatic imaging and spectroscopy spanning the far-UV to the mid-IR.

# 1 Introduction

Quantifying the physical conditions that allow radiation emitted shortward of the hydrogen ionization edge at  $911.7 \text{ \AA}$  (the Lyman Continuum; LyC) to escape from star-forming galaxies and active galactic nuclei (AGN) throughout cosmic time is one of the most compelling questions for astrophysics. LyC escape governs the timescale for the phase transition in the intergalactic medium (IGM) from a radiation-bounded to a density-bounded state that occurred when the universe was  $\lesssim 1 \text{ Gyr}$  old; a period known as the Epoch of Reionization (EoR). It resulted in the emergence and sustenance of the metagalactic ionizing background (MIB) that pervades the universe to the present. Our goal is to determine the luminosity functions of LyC emitters across cosmic time.

Reionization requires there to be at least one ionizing photon for every baryon (Madau et al. 1999). The ionizing photon production rate is expressed as,

$$\dot{N}_{gal} = f_{LyC}^e \xi_{ion} \rho_{SFR}, \quad (1)$$

where  $f_{LyC}^e$  is the average fraction of LyC photons that escape from galaxies,  $\xi_{ion}$  is the average production rate of LyC photons per unit star-formation rate density (SFRD) (the ionizing emissivity). The SFRD density,  $\rho_{SFR}$ , is well characterized quantity (Madau & Dickinson 2014, references therein), however, the product of  $f_{LyC}^e \xi_{ion}$  is less well constrained. How  $f_{LyC}^e$  and  $\xi_{ion}$  evolve with redshift are major systemic unknowns (Finkelstein et al. 2019; Ellis 2014; Haardt & Madau 2012), impeding our understanding of the thermal history of the IGM (Puchwein et al. 2019), and quantifying the impact of the MIB on the formation of structures at all epochs.

At low redshifts, the intensity of the MIB has been tied to a lower than expected H I column density distribution of Ly $\alpha$  forest absorbers, ( $12.5 < \log [N_{HI}(cm^2)] < 14.5$ ). This has been termed an ionizing photon underproduction crisis, where the paucity in the number of forest absorbers (Danforth et al. 2016) requires an MIB (and consequently  $f_{LyC}^e$ ) to be  $\approx 2$  to 5 times higher than theoretical estimates (c.f. Haardt & Madau 2012; Kollmeier et al. 2014; Shull et al. 2015; Puchwein et al. 2015; Khaire & Srianand 2015; Gaikwad et al. 2017; Tonnesen et al. 2017). At higher redshifts, it is an open question whether the primary source of the MIB was stars or AGN (Madau & Haardt 2015), although recent observations of Lyman Break Galaxies (LBG) at  $z \approx 3$  (Steidel et al. 2018) indicate that the ionizing emissivity from star-forming galaxies exceeded that of quasi-stellar objects by  $\geq 50\%$ .

During the EoR small galaxies may plausibly dominate the ionizing radiation budget provided: the faint end slope of the galaxy luminosity function was steep, that it extended to absolute UV magnitudes  $M_{1500} \sim -13 \text{ mag}$ , and that  $5\% < f_{LyC}^e < 40\%$  (c.f. Bouwens et al. 2015; Khaire et al. 2016; Finkelstein et al. 2019, and references therein). The James Webb Space Telescope (*JWST*), built in part to search for the source(s) of the EoR, can only do so indirectly. The monotonic increase with redshift in the density of Lyman limit systems (LLS) – those discrete clouds in the IGM having  $\log(N_{HI}(cm^{-2})) > 17.2$  – produces an severe drop in the mean transmission of the IGM towards  $z \sim 6$  (Madau 1995; Inoue et al. 2014; McCandliss & O’Meara 2017) as shown in Figure 1. Projects seeking to directly quantify  $f_{LyC}^e$  and  $\xi_{ion}$  at low- and intermediate- $z$  require space- and ground-based facilities with extremely sensitive UV capabilities.

Here we review confirmed detections to date, present the potential of LyC escape proxies and needs for ancillary observations in the visual and IR, discuss the currently approved direct detection projects, summarize key theoretical questions, and describe future requirements for fully characterizing the ionizing radiation luminosity function across cosmic time.

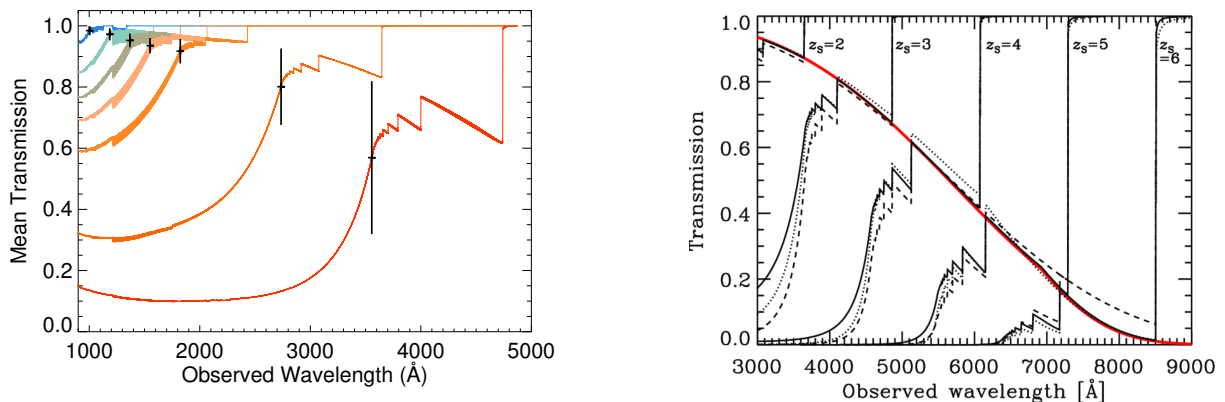


Figure 1: Left - Mean IGM transmission for  $z = (0.1, 0.3, 0.5, 0.7, 1.0, 2.0, 2.9)$  (McCandliss & O’Meara 2017). Vertical bars mark the Lyman edge and indicate the level of expected variation found in a Monte Carlo study of IGM transmission by Inoue & Iwata (2008). Right - same for  $z = (2, 3, 4, 5, 6)$  (Inoue et al. 2014). The red line on the right marks the mean transmission at  $\text{Ly}\alpha$ .

## 2 Recent Progress in LyC Direct Detections

Remarkable progress has been made in obtaining statistically significant spectroscopic detections of LyC leaking from star-forming galaxies both in the far-UV around  $z \sim 0.3$ , using Cosmic Origins Spectrograph (COS) on *HST*, and from the ground in *U* and *B* bands around  $z \sim 3$ . They are shown in Figure 2. The critical redshift range between  $0.3 \lesssim z \lesssim 3$  is an observational desert ripe for exploration by new high sensitivity instruments.

**Spectroscopic detections to date at low redshift:** Prior to 2016, only three  $z \sim 0$  galaxies had LyC detections, all with  $f_{900}^e \lesssim 3\%$  (Leitet et al. 2013; Borthakur et al. 2014). Earlier low- $z$  work had produced only upper limits of  $f_{900}^e < 10\%$  for nine galaxies (Leitherer et al. 1995; Leitert et al. 2013). More recently Leitherer et al. (2016) reported on three detections of objects with  $0.041 < z < 0.048$  with  $2.5 \leq f_{900}^e < 7$ , and Izotov et al. (2018a,b) have found 12 additional LyC emitters with  $2.5 \leq f_{900}^e \leq 72$  in between  $0.3 < z < 0.4$ . The latter sample are the compact green-peas (GPs) galaxies that reside on the upper end of the “BPT” star-forming galaxy sequence (Baldwin et al. 1981). They were selected for having high  $\text{H}\beta$  equivalent widths ( $\text{EW}(\text{H}\beta) > 200 \text{ \AA}$ ) and  $[\text{O III}]/[\text{O II}] > 5$  in Sloan Digital Sky Survey (SDSS) spectra. They are also characterized by relatively narrow double peaked  $\text{Ly}\alpha$  profiles in COS medium resolution spectra. Spectroscopy at low- $z$  suffers little IGM attenuation and allows closeup viewing of leaky regions.

**Detections to date at intermediate redshift:** Early follow-up *HST* observations of ground-based  $z \sim 3$  LyC detections suffered from contamination by foreground galaxies (e.g. Mostardi et al. 2015; Siana et al. 2015), but recently, LyC emission has been detected in  $\sim 30$  individual galaxies (Mostardi et al. 2015; Shapley et al. 2016; Vanzella et al. 2016, 2018; Fletcher et al. 2018; Steidel et al. 2018), as well as in stacked samples (Marchi et al. 2018; Steidel et al. 2018). The derived  $f_{900}^e$  require large corrections for the transmission of the intervening IGM, but identifying “lucky-sightlines” with  $2\sigma$  high IGM transmissions will mitigate this issue.

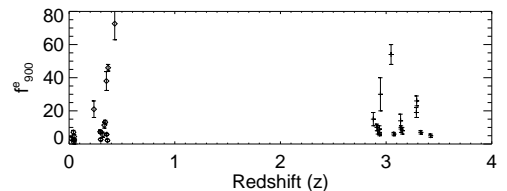


Figure 2: Confirmed  $f_{900}^e$  measurements and redshifts from the literature.

### 3 Indirect LyC Proxies, Ancillary Data, and Analogs

The opacity of the IGM at  $z > 6$  will cause *JWST* to rely upon indirect diagnostics of LyC escape to identify the source(s) of reionization. We review candidate LyC proxies that can be quantified at low- $z$ . There is substantial scatter in these indicators. It is critical to expand on these proxy investigations to quantify the emergence and sustenance of the MIB from the EoR to the present.

**Ly $\alpha$  emission** is the most commonly suggested proxy for LyC escape. The high EW of the line makes it more readily detectable against weaker continuum at high- $z$ . Escaping Ly $\alpha$  is a somewhat paradoxical LyC escape indicator as its emission is a consequence of H ionized by LyC photons that do not escape. Nevertheless, observations indicate strong Ly $\alpha$  emission correlates with LyC escape in both  $z \sim 3$  stacked samples (e.g. Steidel et al. 2018; Marchi et al. 2018) and among individual low- $z$  LyC emitters (Verhamme et al. 2017); however, the sample of strong LyC emitters is still small. Verhamme et al. (2015) and Dijkstra et al. (2016) have calculated that LyC emitting galaxies will have high Ly $\alpha$  escape fractions, with telltale closely-spaced, double-peaked spectral profiles spanning the systemic velocity; a consequence of reduced scattering in low column density H I gas. The usefulness of Ly $\alpha$  emission at  $z > 6$  is in some doubt as the IGM will absorb the blue portion of double-peaked Ly $\alpha$  profiles, although the velocity offset of the red peak may be less affected and could constrain  $f_{LyC}^e$  (e.g. Yang et al. 2017).

**[O III]  $\lambda 5007$ ]/[O II]  $\lambda 3727$**  has become the most successful predictor of LyC emission at low- and intermediate- $z$  (Izotov et al. 2016, 2018b; Fletcher et al. 2018; Vanzella et al. 2016). This diagnostic measures the ionization parameter for photoionized gas. Extreme values are not necessarily diagnostic of LyC escape (e.g. Stasińska et al. 2015; Jaskot & Oey 2013). However, extreme [O III]/[O II] appears to be linked to optically thin channels as evidenced by a strong correlation with Ly $\alpha$  peak separation, and hence, specific gas geometries favorable to LyC escape (Jaskot et al. 2019, submitted ApJ).

**Mg II Mg II  $\lambda\lambda$  2796, 2803 emission** has been reported to have a strong correlation with Ly $\alpha$  emission by Henry et al. (2018) in observations at low- $z$  of extreme emission line galaxies, suggesting a potential a new proxy for LyC radiation that can be accessed by *JWST* at  $z \gtrsim 6$  where they will appear at wavelengths  $\lambda \gtrsim 1.96 \mu m$ .

**High star-formation surface density ( $\Sigma_{SFR}$ )** may produce concentrated feedback on galaxies perhaps efficiently clearing holes for LyC photons to escape (Heckman et al. 2001; Clarke & Oey 2002). LyC observations (Verhamme et al. 2017) and stacked spectra (Marchi et al. 2018) suggest that  $f_{LyC}^e$  may indeed increase with  $\Sigma_{SFR}$ , although the data are sparse. Sharma et al. (2017) used a simple model with  $f_{esc} = 0.2$  and  $\Sigma_{SFR} > 0.1 M_{\odot} \text{ yr}^{-1} \text{ kpc}^{-2}$  to predict that galaxies have progressively higher  $f_{LyC}^e$  toward high redshift, however, Figure 2 does not support this contention.

**Absorption line-core residual intensity; Ly $\alpha$  blue wing; Weak [S II]:** Alexandroff et al. (2015, and references therein) identified 3 indirect proxies for LyC escape in Lyman Break Analogs (LBAs): (1) the residual intensity in the cores of saturated interstellar low-ionization absorption lines, indicating incomplete covering by that gas in the galaxy, (2) the relative strength of blueshifted Ly $\alpha$  line emission, indicating the existence of holes in the H I on the front-side of the galaxy outflow, and (3) weak visual [S II] emission, indicative of a density-bounded H II region.

**Ancillary Data Sets:** Observations of LyC are necessary but not sufficient for understanding the physical conditions that favor LyC escape. Spectroscopy in the UV-visual restframe provides diagnostics for attenuation by dust, metallicity, radiation harness, and the total production rate of ionizing photons (Osterbrock & Ferland 2006). Far-UV spectra at medium resolution ( $R \sim$

20,000) around restframe Ly $\alpha$  probe emission and differences in absorption line velocity-fields and covering fractions for H I, and low- and high-ionization metals species (Henry et al. 2015; Reddy et al. 2016). Lower resolution spectra probe the LyC along with far-UV dust attenuation from determinations of the logarithmic slope,  $\beta^1$ . High resolution narrow- and broad-band photometry from the far-UV to the mid-IR are used to assess galaxy morphology (geometry), determine extension of Ly $\alpha$  (Hayes et al. 2014, and citations to), provide color information for candidate target selection (e.g. Nestor et al. 2013; Inoue et al. 2011), and assessment of  $\Sigma_{SFR}$ .

**On the existence of low- and intermediate- $z$  analogs of high- $z$  reionizers:** There is a general overlap between GP, LBA at low- $z$  and LBG at intermediate- $z$ . They all populate the upper end of the BPT diagram. LBG have been found at  $11 \gtrsim z$  (Vulcani et al. 2017; Livermore et al. 2017). GP are compact and resemble high-redshift galaxies through their low metallicities, low extinction, high UV luminosities, and enormous  $\Sigma_{SFR}$  (Izotov et al. 2011), while LBAs and LBGs have higher masses and metallicities (c.f. Izotov et al. 2018b; Strom et al. 2018; Heckman et al. 2011; Overzier et al. 2009). Some LBA contain a dominant central object with  $\sim 10^9 M_\odot$  within a 100 pc radius, but without significant AGN activity from an accreting supermassive blackhole (BH), perhaps because they are dominated by supernova outflow. There is speculation that GP  $\rightarrow$  LBG may represent a continuum of pre-QSO type objects at high- $z$ . Measuring LyC escape in GP in comparison to LBA will inform us of the expected trends with mass and metallicity in the EoR.

## 4 Ongoing direct detection projects at low- $z$

**Low-Redshift Lyman Continuum Survey:** Jaskot (2018, *HST* - 15626,) has been granted a 134 orbit program using the CENWAV800 mode on COS (Redwine et al. 2016) to obtain the first large statistical sample of LyC measurements for 66  $z \sim 0.3$  star-forming galaxies. It is expected to establish limits on  $f_{900}^e$  to 5%. The program will examine five proxies of LyC escape, which are accessible to JWST at  $z > 6$ : 1) high [O III]/[O II], 2) strong, narrow Ly $\alpha$  emission, 3) weak low-ionization UV absorption lines, 4) high star-formation surface densities, and 5) reduced H $\beta$  EW. The sample will discriminate between the different proposed diagnostics, quantify LyC scaling relations and their scatter, and provide fundamental statistics on the LyC emission within different selected populations. Theoretical models will provide understanding of indirect LyC diagnostics by simulating the expected spectra from LyC emitters with realistic galaxy geometries. This program will reveal how LyC emission correlates with galaxy physical properties, thereby providing crucial information for JWST studies of reionization.

**Supernova-remnants/Proxies for Reionization/ and Integrated Testbed Experiment:** (SPRITE, Fleming et al. 2019) is a 6U CubeSat that seeks to determine how galaxies provide ionizing radiation to the IGM. It is expected to have an effective area and spectral resolution,  $\sim 10 - 15 \text{ cm}^2$  and  $R \approx 1500$  respectively, and to reach a background limited flux of  $\approx 10^{-17} \text{ ergs cm}^{-2} \text{ s}^{-1} \text{ \AA}^{-1}$  similar to that achievable with COS. The anticipated 7 to 12 month mission lifetime will allow SPRITE to devote over  $\sim 150$  days to directly measure the ionizing spectrum of 100  $z \lesssim 0.3$  galaxies and AGN with exposure durations of  $\sim 60\text{ks}$  thereby establishing limits on  $f_{900}^e \lesssim 2\%$ . This sample will surpass in number and precision all ionizing escape measurements to date and provide critical interpretive tools for core *JWST* science. SPRITE is planning for a late-2021/early-2022 launch.

<sup>1</sup> $f_\lambda = f_o(\lambda/\lambda_o)^\beta$ . Attenuated star-forming galaxies have  $\beta \gtrsim -2$

## 5 Key Theoretical Questions – Observational Requirements

Understanding the diversity of  $f_{LyC}^e$  at low- and intermediate- $z$  and establishing connections to the EoR will require sophisticated radiative hydrodynamical simulations that include the physics of dark matter halos, gas dynamics and kinematics, star formation history evolution from high- to low- $z$ , BH growth, radiative and mechanical feedback, and most importantly line-of-sight geometry variance (c.f. Zackrisson et al. 2017; Cen & Kimm 2015; Yajima et al. 2014). Key questions that require theoretical and observational guidance include: **How do  $\xi_{ion}$  and  $f_{LyC}^e$  vary as a function of mass, metallicity, star formation history, and redshift?** We know stellar population models aren't producing enough hard photons

because of their inability to reproduce nebular He II (Schaerer et al. 2019; Berg et al. 2018), raising questions regarding our assumptions of massive star IMFs, and the presence of x-ray binaries.

**What local physical conditions regulate LyC escape?** Here high spectral/spatial resolution on star-forming clusters at 30-40 pc scales can quantify neutral gas covering fractions, and explore radiative and mechanical feedback effects.

**Observational Requirements:** Finkelstein et al. (2019) have recently explored various scenarios for the EoR wherein the average galaxy  $f_{LyC}^e < 5\%$ . Such low LyC escape scenarios require: a low end absolute magnitude limit of  $-13 < M_{UV,lim} < -11$ ; galaxies becoming more efficient producers of ionizing photons towards lower magnitudes and higher redshift; and a non-dominant but significant contribution to LyC escape by AGN at  $z \lesssim 7$ . These findings provide impetus to extend constraints on  $\xi_{ion}$  and  $f_{LyC}^e$  to objects at the faint end of the luminosity function.

Reaching such faint objects require much fainter background limits than available to the currently approved programs. McCandliss & O'Meara (2017) have determined LyC detection requirements and the areal densities of candidate emitters as a functions of redshift. They were derived from a 10 Myr Starburst99 spectral synthesis model (Leitherer et al. 2014, Geneva tracks with rotation at 40% of breakup velocity), and the far-UV luminosity functions of Arnouts et al. (2005). The corresponding SEDs are shown in Figure 3. They feature the “drop-in” of flux shortward of the edge with H I optical depth  $\propto (\lambda/912)^3$ ; an empirical measure of  $\xi_{ion}$ . The number of  $M_{1500}^*$  galaxies per square degree range from  $\sim 10^2$  at  $z = 0.1$ , to  $\sim 10^4$  by  $z = 3$ . Their redshifted apparent UV magnitudes are  $20 < m_{(1+z)1500}^* < 25$ , and for  $f_{900}^e \approx 0.3\%$ , the over-the-edge magnitude is  $28 < m_{(1+z)900}^* < 32$ . Reaching these depths ( $5\sigma$  detections) requires a product of effective area  $A_\lambda^{eff}$ , observing time  $\Delta T$ , and bandwidth  $\Delta\lambda$  of  $4 \times 10^8 < A_\lambda^{eff} \Delta T \Delta\lambda < 10^{11} \text{ cm}^2 \text{ s } \text{\AA}$ .

**We conclude that acquiring statistically relevant samples for determining LyC luminosity functions across cosmic time will require multi-object spectroscopy from spacebased flagship class and groundbased ELT class telescopes along with ancillary panchromatic imaging and spectroscopy spanning the far-UV to the mid-IR.**

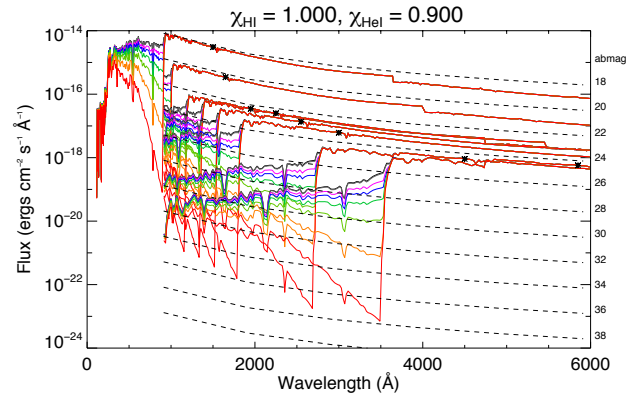


Figure 3: Log scaled model galaxy fluxes for  $z = (0, 0.1, 0.3, 0.5, 0.7, 1.0, 2.0, 2.9)$  with  $f_{900}^e (0.000, 0.003, 0.041, 0.166, 0.364, 0.566, 0.945)$  in (red, orange, light green, green, blue, violet, and grey) respectively. Contours of constant abmag appear as dashed lines. Asterisks mark fluxes for  $m_{(1+z)1500}^*$ .

## References

- Alexandroff, R. M., Heckman, T. M., Borthakur, S., Overzier, R., & Leitherer, C., 2015: “Indirect Evidence for Escaping Ionizing Photons in Local Lyman Break Galaxy Analogs”, *ApJ*, **810**, 104.
- Arnouts, S., Schiminovich, D., Ilbert, O., et al., 2005: “The GALEX VIMOS-VLT Deep Survey Measurement of the Evolution of the 1500 Å Luminosity Function”, *ApJ*, **619**, L43–L46.
- Baldwin, J. A., Phillips, M. M., & Terlevich, R., 1981: “Classification parameters for the emission-line spectra of extragalactic objects”, *PASP*, **93**, 5–19.
- Berg, D. A., Erb, D. K., Auger, M. W., Pettini, M., & Brammer, G. B., 2018: “A Window on the Earliest Star Formation: Extreme Photoionization Conditions of a High-ionization, Low-metallicity Lensed Galaxy at  $z \sim 2^*$ ”, *ApJ*, **859**, 164.
- Borthakur, S., Heckman, T. M., Leitherer, C., & Overzier, R. A., 2014: “A local clue to the reionization of the universe”, *Science*, **346**, 216–219.
- Bouwens, R. J., Illingworth, G. D., Oesch, P. A., et al., 2015: “Reionization After Planck: The Derived Growth of the Cosmic Ionizing Emissivity Now Matches the Growth of the Galaxy UV Luminosity Density”, *ApJ*, **811**, 140.
- Cen, R., & Kimm, T., 2015: “Quantifying Distributions of the Lyman Continuum Escape Fraction”, *ApJ*, **801**, L25.
- Clarke, C., & Oey, M. S., 2002: “Galactic porosity and a star formation threshold for the escape of ionizing radiation from galaxies”, *MNRAS*, **337**, 1299–1308.
- Danforth, C. W., Keeney, B. A., Tilton, E. M., et al., 2016: “An HST/COS Survey of the Low-redshift Intergalactic Medium. I. Survey, Methodology, and Overall Results”, *ApJ*, **817**, 111.
- Dijkstra, M., Gronke, M., & Venkatesan, A., 2016: “The Ly $\alpha$ -LyC Connection: Evidence for an Enhanced Contribution of UV-faint Galaxies to Cosmic Reionization”, *ApJ*, **828**, 71.
- Ellis, R. S., 2014: “Cosmic Dawn: Studies of the Earliest Galaxies and Their Role in Cosmic Reionization”, *ArXiv e-prints*.
- Finkelstein, S. L., D’Aloisio, A., Paardekooper, J.-P., et al., 2019: “Conditions for Reionizing the Universe with A Low Galaxy Ionizing Photon Escape Fraction”, *arXiv e-prints*.
- Fleming, B., France, K., sankrit, R., et al., 2019: “The SPRITE CubeSat: Far-Ultraviolet Imaging Spectroscopy of Galaxies and Nebulae in a Small Technology Demonstration Package”. In *American Astronomical Society Meeting Abstracts #233*, vol. 233 of *American Astronomical Society Meeting Abstracts*, p. #158.27.
- Fletcher, T. J., Robertson, B. E., Nakajima, K., et al., 2018: “The Lyman Continuum Escape Survey: Ionizing Radiation from [O III]-Strong Sources at a Redshift of 3.1”, *arXiv e-prints*.
- Gaikwad, P., Khaire, V., Choudhury, T. R., & Srianand, R., 2017: “Intergalactic Lyman continuum photon budget in the past 5 billion years”, *MNRAS*, **466**, 838–860.

- Haardt, F., & Madau, P., 2012: “Radiative Transfer in a Clumpy Universe. IV. New Synthesis Models of the Cosmic UV/X-Ray Background”, *ApJ*, **746**, 125.
- Hayes, M., Östlin, G., Duval, F., et al., 2014: “The Lyman Alpha Reference Sample. II. Hubble Space Telescope Imaging Results, Integrated Properties, and Trends”, *ApJ*, **782**, 6.
- Heckman, T. M., Borthakur, S., Overzier, R., et al., 2011: “Extreme Feedback and the Epoch of Reionization: Clues in the Local Universe”, *ApJ*, **730**, 5.
- Heckman, T. M., Sembach, K. R., Meurer, G. R., et al., 2001: “On the Escape of Ionizing Radiation from Starbursts”, *ApJ*, **558**, 56–62.
- Henry, A., Berg, D. A., Scarlata, C., Verhamme, A., & Erb, D., 2018: “A Close Relationship between Ly $\alpha$  and Mg II in Green Pea Galaxies”, *ApJ*, **855**, 96.
- Henry, A., Scarlata, C., Martin, C. L., & Erb, D., 2015: “Ly $\alpha$  Emission from Green Peas: The Role of Circumgalactic Gas Density, Covering, and Kinematics”, *ApJ*, **809**, 19.
- Inoue, A. K., & Iwata, I., 2008: “A Monte Carlo simulation of the intergalactic absorption and the detectability of the Lyman continuum from distant galaxies”, *MNRAS*, **387**, 1681–1692.
- Inoue, A. K., Kousai, K., Iwata, I., et al., 2011: “Lyman ‘bump’ galaxies - II. A possible signature of massive extremely metal-poor or metal-free stars in  $z = 3.1$  Ly $\alpha$  emitters”, *MNRAS*, **411**, 2336–2352.
- Inoue, A. K., Shimizu, I., Iwata, I., & Tanaka, M., 2014: “An updated analytic model for attenuation by the intergalactic medium”, *MNRAS*, **442**, 1805–1820.
- Izotov, Y. I., Guseva, N. G., & Thuan, T. X., 2011: “Green Pea Galaxies and Cohorts: Luminous Compact Emission-line Galaxies in the Sloan Digital Sky Survey”, *ApJ*, **728**, 161.
- Izotov, Y. I., Schaerer, D., Thuan, T. X., et al., 2016: “Detection of high Lyman continuum leakage from four low-redshift compact star-forming galaxies”, *MNRAS*, **461**, 3683–3701.
- Izotov, Y. I., Schaerer, D., Worseck, G., et al., 2018a: “J1154+2443: a low-redshift compact star-forming galaxy with a 46 per cent leakage of Lyman continuum photons”, *MNRAS*, **474**, 4514–4527.
- Izotov, Y. I., Worseck, G., Schaerer, D., et al., 2018b: “Low-redshift Lyman continuum leaking galaxies with high [O III]/[O II] ratios”, *MNRAS*, **478**, 4851–4865.
- Jaskot, A., 2018: “The Low-Redshift Lyman Continuum Survey”. HST Proposal.
- Jaskot, A. E., & Oey, M. S., 2013: “The Origin and Optical Depth of Ionizing Radiation in the ‘Green Pea’ Galaxies”, *ApJ*, **766**, 91.
- Khaire, V., & Srianand, R., 2015: “Photon underproduction crisis: Are QSOs sufficient to resolve it?”, *MNRAS*, **451**, L30–L34.
- Khaire, V., Srianand, R., Choudhury, T. R., & Gaikwad, P., 2016: “The redshift evolution of escape fraction of hydrogen ionizing photons from galaxies”, *MNRAS*, **457**, 4051–4062.
- Kollmeier, J. A., Weinberg, D. H., Oppenheimer, B. D., et al., 2014: “The Photon Underproduction Crisis”, *ApJ*, **789**, L32.



- Leitet, E., Bergvall, N., Hayes, M., Linné, S., & Zackrisson, E., 2013: “Escape of Lyman continuum radiation from local galaxies. Detection of leakage from the young starburst Tol 1247-232”, *A&A*, **553**, A106.
- Leitherer, C., Ekström, S., Meynet, G., et al., 2014: “The Effects of Stellar Rotation. II. A Comprehensive Set of Starburst99 Models”, *ApJS*, **212**, 14.
- Leitherer, C., Ferguson, H. C., Heckman, T. M., & Lowenthal, J. D., 1995: “The Lyman Continuum in Starburst Galaxies Observed with the Hopkins Ultraviolet Telescope”, *ApJ*, **454**, L19.
- Leitherer, C., Hernandez, S., Lee, J. C., & Oey, M. S., 2016: “Direct Detection of Lyman Continuum Escape from Local Starburst Galaxies with the Cosmic Origins Spectrograph”, *ApJ*, **823**, 64.
- Livermore, R. C., Finkelstein, S. L., & Lotz, J. M., 2017: “Directly Observing the Galaxies Likely Responsible for Reionization”, *ApJ*, **835**, 113.
- Madau, P., 1995: “Radiative transfer in a clumpy universe: The colors of high-redshift galaxies”, *ApJ*, **441**, 18–27.
- Madau, P., & Dickinson, M., 2014: “Cosmic Star-Formation History”, *ARA&A*, **52**, 415–486.
- Madau, P., & Haardt, F., 2015: “Cosmic Reionization after Planck: Could Quasars Do It All?”, *ApJ*, **813**, L8.
- Madau, P., Haardt, F., & Rees, M. J., 1999: “Radiative Transfer in a Clumpy Universe. III. The Nature of Cosmological Ionizing Sources”, *ApJ*, **514**, 648–659.
- Marchi, F., Pentericci, L., Guaita, L., et al., 2018: “Ly $\alpha$ -Lyman continuum connection in  $3.5 \leq z \leq 4.3$  star-forming galaxies from the VUDS survey”, *A&A*, **614**, A11.
- McCandliss, S. R., & O’Meara, J. M., 2017: “Flux Sensitivity Requirements for the Detection of Lyman Continuum Radiation Drop-ins from Star-forming Galaxies below Redshifts of 3”, *ApJ*, **845**, 111.
- Mostardi, R. E., Shapley, A. E., Steidel, C. C., et al., 2015: “A High-Resolution Hubble Space Telescope Study of Apparent Lyman Continuum Leakers at  $z \sim 3$ ”, *ApJ*, **810**, 107.
- Nestor, D. B., Shapley, A. E., Kornei, K. A., Steidel, C. C., & Siana, B., 2013: “A Refined Estimate of the Ionizing Emissivity from Galaxies at  $z \sim 3$ : Spectroscopic Follow-up in the SSA22a Field”, *ApJ*, **765**, 47.
- Osterbrock, D. E., & Ferland, G. J., 2006: *Astrophysics of gaseous nebulae and active galactic nuclei*. Astrophysics of gaseous nebulae and active galactic nuclei, 2nd. ed. by D.E. Osterbrock and G.J. Ferland. Sausalito, CA: University Science Books, 2006.
- Overzier, R. A., Heckman, T. M., Tremonti, C., et al., 2009: “Local Lyman Break Galaxy Analogs: The Impact of Massive Star-Forming Clumps on the Interstellar Medium and the Global Structure of Young, Forming Galaxies”, *ApJ*, **706**, 203–222.
- Puchwein, E., Bolton, J. S., Haehnelt, M. G., et al., 2015: “The photoheating of the intergalactic medium in synthesis models of the UV background”, *MNRAS*, **450**, 4081–4097.
- Puchwein, E., Haardt, F., Haehnelt, M. G., & Madau, P., 2019: “Consistent modelling of the meta-galactic UV background and the thermal/ionization history of the intergalactic medium”, *MNRAS*, **485**, 47–68.

- Reddy, N. A., Steidel, C. C., Pettini, M., Bogosavljević, M., & Shapley, A. E., 2016: “The Connection Between Reddening, Gas Covering Fraction, and the Escape of Ionizing Radiation at High Redshift”, *ApJ*, **828**, 108.
- Redwine, K., McCandliss, S. R., Zheng, W., et al., 2016: “New Gapless COS G140L Mode Proposed for Background-limited Far-UV Observations”, *PASP*, **128(10)**, 105006.
- Schaerer, D., Fragos, T., & Izotov, Y. I., 2019: “X-ray binaries as the origin of nebular He II emission in low-metallicity star-forming galaxies”, *A&A*, **622**, L10.
- Shapley, A. E., Steidel, C. C., Strom, A. L., et al., 2016: “Q1549-C25: A Clean Source of Lyman-Continuum Emission at  $z = 3.15$ ”, *ApJ*, **826**, L24.
- Sharma, M., Theuns, T., Frenk, C., et al., 2017: “Winds of change: reionization by starburst galaxies”, *MNRAS*, **468**, 2176–2188.
- Shull, J. M., Moloney, J., Danforth, C. W., & Tilton, E. M., 2015: “The Metagalactic Ionizing Background: A Crisis in UV Photon Production or Incorrect Galaxy Escape Fractions?”, *ApJ*, **811**, 3.
- Siana, B., Shapley, A. E., Kulas, K. R., et al., 2015: “A Deep Hubble Space Telescope and Keck Search for Definitive Identification of Lyman Continuum Emitters at  $z \sim 3.1$ ”, *ApJ*, **804**, 17.
- Stasińska, G., Izotov, Y., Morisset, C., & Guseva, N., 2015: “Excitation properties of galaxies with the highest [O iii]/[O ii] ratios. No evidence for massive escape of ionizing photons”, *A&A*, **576**, A83.
- Steidel, C. C., Bogosavljević, M., Shapley, A. E., et al., 2018: “The Keck Lyman Continuum Spectroscopic Survey (KLCS): The Emergent Ionizing Spectrum of Galaxies at  $z \sim 3$ ”, *ApJ*, **869**, 123.
- Strom, A. L., Steidel, C. C., Rudie, G. C., Trainor, R. F., & Pettini, M., 2018: “Measuring the Physical Conditions in High-redshift Star-forming Galaxies: Insights from KBSS-MOSFIRE”, *ApJ*, **868**, 117.
- Tonnesen, S., Smith, B. D., Kollmeier, J. A., & Cen, R., 2017: “Probing the Dependence of the Intergalactic Medium on Large-scale Environment Using the Low-redshift Ly $\alpha$  Forest”, *ApJ*, **845**, 47.
- Vanzella, E., de Barros, S., Vasei, K., et al., 2016: “Hubble Imaging of the Ionizing Radiation from a Star-forming Galaxy at  $Z=3.2$  with  $f_{\text{esc}} > 50\%$ ”, *ApJ*, **825**, 41.
- Vanzella, E., Nonino, M., Cupani, G., et al., 2018: “Direct Lyman continuum and Ly  $\alpha$  escape observed at redshift 4”, *MNRAS*, **476**, L15–L19.
- Verhamme, A., Orlitová, I., Schaerer, D., & Hayes, M., 2015: “Using Lyman- $\alpha$  to detect galaxies that leak Lyman continuum”, *A&A*, **578**, A7.
- Verhamme, A., Orlitová, I., Schaerer, D., et al., 2017: “Lyman- $\alpha$  spectral properties of five newly discovered Lyman continuum emitters”, *A&A*, **597**, A13.
- Vulcani, B., Trenti, M., Calvi, V., et al., 2017: “Characterization and Modeling of Contamination for Lyman Break Galaxy Samples at High Redshift”, *ApJ*, **836**, 239.
- Yajima, H., Li, Y., Zhu, Q., et al., 2014: “Escape of Ly $\alpha$  and continuum photons from star-forming galaxies”, *MNRAS*, **440**, 776–786.
- Yang, H., Malhotra, S., Rhoads, J. E., et al., 2017: “Ly $\alpha$  and UV Sizes of Green Pea Galaxies”, *ApJ*, **838**, 4.

Zackrisson, E., Binggeli, C., Finlator, K., et al., 2017: “The Spectral Evolution of the First Galaxies. III. Simulated James Webb Space Telescope Spectra of Reionization-epoch Galaxies with Lyman-continuum Leakage”, *ApJ*, **836**, 78.