

Acoustic Dark Energy: Potential Conversion of the Hubble Tension

Meng-Xiang Lin,¹ Giampaolo Benevento,^{2,3,1} Wayne Hu,¹ and Marco Raveri¹

¹*Kavli Institute for Cosmological Physics, Department of Astronomy & Astrophysics, Enrico Fermi Institute, The University of Chicago, Chicago, IL 60637, USA*

²*Dipartimento di Fisica e Astronomia “G. Galilei”, Università degli Studi di Padova, via Marzolo 8, I-35131, Padova, Italy*

³*INFN, Sezione di Padova, via Marzolo 8, I-35131, Padova, Italy*

We discuss the ability of a dark fluid becoming relevant around the time of matter radiation equality to significantly relieve the tension between local measurements of the Hubble constant and CMB inference, within the Λ CDM model. We show the gravitational impact of acoustic oscillations in the dark fluid balance the effects on the CMB and result in an improved fit to CMB measurements themselves while simultaneously raising the Hubble constant. The required balance favors a model where the fluid is a scalar field that converts its potential to kinetic energy around matter radiation equality which then quickly redshifts away. We derive the requirements on the potential for this conversion mechanism and find that a simple canonical scalar with two free parameters for its local slope and amplitude robustly improves the fit to the combined data by $\Delta\chi^2 \approx 12.7$ over Λ CDM. We uncover the CMB polarization signatures that can definitively test this scenario with future data.

I. INTRODUCTION

The Λ CDM model of cosmology has been tested by an extensive number of independent probes, showing its general robustness and remarkable ability to explain a wide range of observational data with only six parameters. Despite its indubitable success, Λ CDM seems to fail in reconciling distance-redshift measurements when anchored at high redshift by cosmic microwave background (CMB) anisotropies to the same measurements anchored at low redshift by the local distance ladder.

This discrepancy is commonly quantified as tension between the inferences for the Hubble constant (H_0), and its statistical significance has been steadily increasing with increasing experimental precision. The most recent local estimate of the Hubble constant places its value at $H_0 = 74.03 \pm 1.42 \text{ km s}^{-1} \text{ Mpc}^{-1}$ [1], showing a 4.4σ tension with the value inferred by the Planck 2018 CMB data, $H_0 = 67.4 \pm 0.5 \text{ km s}^{-1} \text{ Mpc}^{-1}$, assuming the Λ CDM model [2].

This tension is mainly a discrepancy between the anchors for the absolute distance scale rather than an indicator of missing physics between the anchors. Once anchored at one end, the same ladder of intermediate redshift measurements from baryon acoustic oscillations (BAO) to supernovae Type IA (SN) predict the anchor at the other end, leaving little room for missing cosmological physics in between (for a recent assessment and discussion, see [3, 4] and references therein). On the high redshift side, the anchor is the CMB sound horizon r_s . Under Λ CDM, the shapes of the CMB acoustic peaks calibrate the sound speed and all of the energy densities of species relevant around recombination and thus determine the physical scale of r_s . Measurements of its angular scale in the CMB then fixes the remaining parameter, the cosmological constant or equivalently H_0 . Even beyond Λ CDM, this measurement determines the distance to recombination and anchors the inverse distance lad-

der from which H_0 can again be inferred so that even the most general dark energy or modified gravity model can only moderately alter its value [5–8].

Altering the high redshift anchor requires modifying cosmological physics at recombination. Adding extra energy density raises the expansion rate before recombination and lowers the sound horizon r_s . For example, an extra sterile neutrino or other dark radiation has long been considered as a possible solution [9–20]. However such a component would also change the driving of the acoustic oscillations and damping scale [21], which is now disfavored by increasingly precise CMB data, leaving little ability to raise H_0 (see [2, 22] for recent assessments).

The problem with the damping scale arises because these additions affect the background expansion like radiation. As pointed out in Ref. [23] this problem can be avoided by making the dark component only important transiently near the epoch of recombination. Specifically Ref. [23] introduces a component of so-called “early dark energy” (EDE) where a scalar field oscillates anharmonically around the minimum of a periodic potential and find that the Hubble tension can be efficiently relieved. On the other hand, Ref. [24] finds that for a monomial EDE model, which coincides with the periodic potential [23] at the minimum, the Hubble tension is only partially relieved. Due to the behavior of its perturbations, these EDE scenarios change the amplitudes and phases of the CMB acoustic peaks in complex ways leading to questions as to the robustness of this method for relieving the Hubble tension.

To build a more robust method to relieve the Hubble tension, we study the general phenomenology of perturbations in a dark fluid which similarly becomes transiently important, here around matter-radiation equality. Since its impact on the CMB comes through the gravitational effects of its own acoustic oscillations, we call this species acoustic dark energy (ADE) and in particular uncover the critical role its sound speed plays in relieving the Hubble tension. We find that the sound speed

must vary with the equation of state in the background in a manner consistent with the conversion of potential to kinetic energy for a minimally coupled scalar with a general kinetic term [25]. Unlike the oscillatory EDE models, once released from Hubble drag, the scalar remains kinetic energy dominated until it redshifts away. Indeed for a simple canonical kinetic term, this allows for $H_0 = 70.60 \pm 0.85$ with a better fit than Λ CDM even for the CMB alone and a better total χ^2 by 12.7 for 2 extra parameters. This method is also robust and can be exactly realized in a wide class of potentials. We provide both the required conditions on the potential and explicit examples.

This paper is organized as follows. In §II, we introduce the ADE fluid model, its parameters, and the data sets that we use in the analysis. In §III, we discuss the phenomenological impacts of ADE, especially its sound speed, on acoustic driving and CMB polarization. In §IV, we show that ADE models that can relieve the Hubble tension correspond to scalars that convert potential to kinetic energy suddenly upon Hubble drag release and construct a canonical scalar model as proof of principle. In §V, we discuss the relation to the previous work and we conclude in §VI.

II. METHODOLOGY

Acoustic dark energy is defined to be a perfect dark fluid and is specified by its background equation of state $w_{\text{ADE}} = p_{\text{ADE}}/\rho_{\text{ADE}}$ and rest frame sound speed c_s^2 [26]. The latter is only equivalent to the adiabatic sound speed $\dot{p}_{\text{ADE}}/\dot{\rho}_{\text{ADE}}$ for a barotropic fluid so that in the general case, the acoustic phenomenology of linear ADE sound waves, which we shall see is crucial for relieving the Hubble tension, is defined independently of the background.

In order to have a transiently important ADE contribution, we model the ADE equation of state as

$$1 + w_{\text{ADE}}(a) = \frac{1 + w_f}{[1 + (a_c/a)^{3(1+w_f)/p}]^p}. \quad (1)$$

The ADE component therefore changes its equation of state around a scale factor $a = a_c$ from $w_{\text{ADE}} = -1$ to w_f . Additionally p controls the rapidity of this transition, with small values corresponding to sharper transitions. Since this parameter does not qualitatively change our results, we use $p = 1/2$ unless otherwise specified. We shall see in §IV that this corresponds to a simple quadratic potential for scalar field ADE. This is a generalization of the background of the Early Dark Energy (EDE) model [23], discussed in §V, where $p = 1$ and the fluid description is approximate.

The ADE background energy density is fully specified once its normalization is fixed, since w_{ADE} determines its evolution. Defining the ADE fractional energy density contribution

$$f_{\text{ADE}}(a) = \frac{\rho_{\text{ADE}}(a)}{\rho_{\text{tot}}(a)}, \quad (2)$$

we choose $f_c = f_{\text{ADE}}(a_c)$ as the normalization parameter.

The behavior of ADE perturbations is determined by their rest frame sound speed $c_s^2(a, k)$ which is, for an effective fluid, a function of both time and scale [26]. In the context of a perfect fluid with a linear dispersion relation, it is scale independent. In particular this holds for K-essence scalar field models [25], when treated exactly instead of in a time-averaged approximation. We shall return to this point in §V.

The equations of motion for ADE acoustic oscillations depend only on the value of c_s^2 , not its time derivative. Since the impact of ADE on cosmological observables is extremely localized in time due to the parametrization of w_{ADE} , we fix c_s^2 to be a constant, effectively its value at a_c . In §IV, we construct K-essence models where c_s^2 is strictly constant as a proof of principle, but our analysis holds more generally if we interpret the constant c_s^2 as matching a suitably averaged evolving one.

In our most general case, the ADE model is therefore characterized by four parameters $\{w_f, a_c, f_c, c_s^2\}$ once p is fixed. When varying these parameters we impose flat, range bound priors: $-4.5 \leq \log_{10} a_c \leq -3.0$, $0 \leq f_c \leq 0.2$, $0 \leq w_f \leq 3.6$ and $0 \leq c_s^2 \leq 1.5$. We shall later see that the Hubble tension can be relieved by varying just two of these four parameters, fixing $c_s^2 = w_f = 1$, corresponding to models where the ADE is a canonical scalar that converts its energy density from potential to kinetic around matter radiation equality (see §IV B). We refer to this particular ADE model as cADE.

The full cosmological model also includes the six Λ CDM parameters: the cold dark matter density is characterized by $\Omega_c h^2$, baryon density by $\Omega_b h^2$, the angular size of the sound horizon by θ_s , the optical depth to reionization by τ , and the initial curvature spectrum by its normalization at $k = 0.05$ (wavenumbers throughout are in units of Mpc^{-1} , which we drop when no confusion should arise), A_s and tilt n_s . These have the usual non-informative priors. We fix the sum of neutrino masses to the minimal value (e.g. [27]). We modify the CAMB [28] and CosmoMC [29] codes to include all the models that we discuss, following [26]. We sample the posterior parameter distribution until the Gelman-Rubin convergence statistic [30] satisfies $R - 1 < 0.02$ or better unless otherwise stated.

For the principal cosmological data sets, we use the publicly available Planck 2015 measurements of the CMB temperature and polarization power spectra at large and small angular scales and the CMB lensing potential power spectrum in the multipole range $40 \leq \ell \leq 400$ [31–33]. To expose the Hubble tension, we combine this with the latest measurement of the Hubble constant, $H_0 = 74.03 \pm 1.42$ (in units of $\text{km s}^{-1} \text{Mpc}^{-1}$ here and throughout) [1]. To these data sets we add the Pantheon Supernovae (SN) sample [34] and BAO measurements from BOSS DR12 [35], SDSS Main Galaxy Sample [36] and 6dFGS [37]. These datasets prevent resolving the Hubble tension by modifying the dark sector only between recombination and the very low redshift uni-

verse [4].

Our baseline configuration thus contains: CMB temperature, polarization and lensing, BAO, SN and H_0 measurements. Unless otherwise specified all of our results will be for this combined data set. We include all the recommended parameters and priors describing systematic effects for these data sets.

As we shall see, the CMB polarization data provide an important limitation on the ability to raise H_0 and future polarization data can provide a definitive test of the ADE models that alleviate the Hubble tension. We therefore also consider the joint data set without CMB polarization data. We refer to this data set as -POL.

III. ADE PHENOMENOLOGY

In this section we discuss the phenomenology and observational implications of ADE and their dependence on its parameters.

At the background level, the addition of ADE increases the total energy density before recombination that changes the expansion history lowering the sound horizon r_s . This changes the calibration of distance measures not only for the CMB but also the whole inverse distance ladder through BAO to SN. Given the precise angular measurements of the sound horizon θ_s , the inverse distance ladder scale is reduced and hence the inferred H_0 rises.

The prototypical example of this method for relieving the Hubble tension is an extra sterile neutrino that is at least mildly relativistic at recombination. Neutrinos, however, do not provide a good global solution (e.g. [22]) since they behave as free-streaming radiation before recombination and therefore change the phase of the CMB acoustic oscillations as well as the CMB damping scale, the distance a photon random walks through the ionized plasma before recombination, approximately as $\lambda_D \propto r_s^{1/2}$ [21]. A more general dark fluid, on the other hand, can reduce the fraction of the dark component vs. normal radiation before matter radiation equality, allowing the two scales to change in a proportional way [23].

Beyond these background effects, ADE and other dark sector candidates for relieving the Hubble tension, gravitationally drive photon-baryon acoustic oscillations changing the amplitudes and phases of the CMB peaks (e.g. [6, 22]). ADE perturbations undergo their own acoustic oscillations under its sound horizon leading to novel CMB driving phenomenology. As detailed in Tab. I, this modified phenomenology leads to a maximum likelihood (ML) solution with $w_f \approx c_s^2$ and $H_0 = 70.81$ which improves $\Delta\chi_{\text{tot}}^2 = -14.1$ over ML Λ CDM, and more generally a finite ADE fraction f_c is detected at 2.4σ . In the next section, we focus on the details of these physical effects. We then address the impact of Planck polarization data and the ability of future polarization data to test the ADE solutions to the Hubble tension.

A. Acoustic Driving

Under the sound horizon or Jeans scale of the ADE, its density perturbations acoustically oscillate rather than grow, leading to changes in the decay of the Weyl potential $(\Psi + \Phi)/2$. This decay drives CMB acoustic oscillations, and the ADE impact is especially important for modes that enter the CMB sound horizon near a_c , roughly $k = 0.04$ in the ML ADE model from Tab. I. The excess decay is countered by raising the cold dark matter through $\Omega_c h^2$ since it remains gravitationally unstable on the relevant scales.

For ADE, at the parameter level, this effect is controlled by the sound speed c_s in conjunction with the equation of state $w_{\text{ADE}}(a)$ through w_f . These two parameters are hence strongly correlated, as shown in Fig. 1, reflecting degenerate effects on the CMB when they are raised or lowered together. Near the ML solution, this requires $w_f \approx c_s^2$.

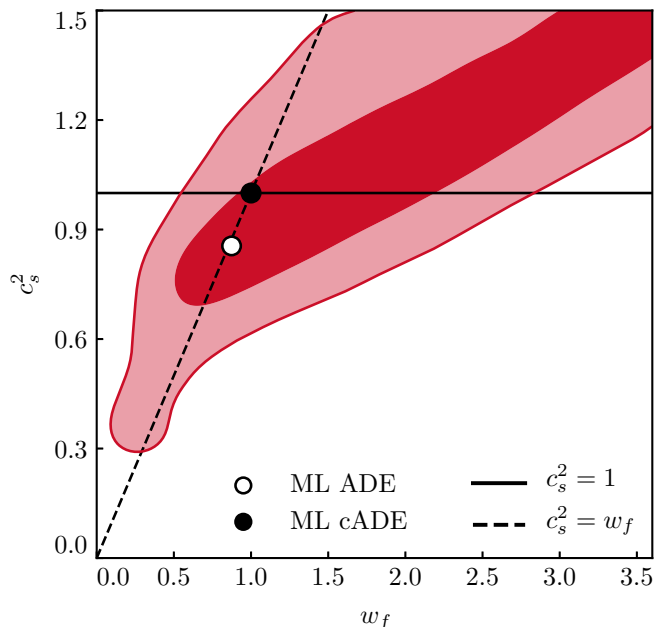


FIG. 1. The joint marginalized distribution of the ADE parameters c_s^2 and w_f , obtained using our combined datasets. The darker and lighter shades correspond respectively to the 68% C.L. and the 95% C.L. The markers indicate the maximum likelihood values for ADE (solid circle) from Tab. I and the intersection between canonical models $c_s^2 = 1$ (solid line) and models which convert potential to kinetic energy at the transition $c_s^2 = w_f$ (dashed line), i.e. $c_s^2 = w_f = 1$ (open circle) as in cADE.

We explore this degeneracy in Fig. 2 by showing the evolution of the Weyl potential for this mode in the ML model (red) from Tab. I relative to the same model with no ADE (ML, $f_c = 0$) as a baseline (black). The Weyl potential is relatively suppressed at $a < a_c$, enhanced at $a \sim a_c$ and suppressed again at $a \gg a_c$ due to ADE. The enhancement and subsequent suppression corresponds to

model	Λ CDM	cADE	ADE
$100\theta_{\text{MC}}$	1.04115 (1.04110 \pm 0.00028)	1.04062 (1.04064 \pm 0.00031)	1.04072 (1.04081 \pm 0.00035)
$\Omega_b h^2$	0.02246 (0.02241 \pm 0.00014)	0.02267 (0.02271 \pm 0.00022)	0.02270 (0.02263 \pm 0.00022)
$\Omega_c h^2$	0.1170 (0.1174 \pm 0.0009)	0.1268 (0.1268 \pm 0.0032)	0.1274 (0.1242 \pm 0.0032)
τ	0.082 (0.075 \pm 0.012)	0.064 (0.064 \pm 0.012)	0.064 (0.067 \pm 0.013)
$\ln(10^{10} A_s)$	3.092 (3.079 \pm 0.022)	3.078 (3.078 \pm 0.023)	3.080 (3.081 \pm 0.023)
n_s	0.9726 (0.9701 \pm 0.0039)	0.9833 (0.9833 \pm 0.0065)	0.9873 (0.9832 \pm 0.0071)
f_c	-	0.082 (0.082 \pm 0.025)	0.086 (0.079 \pm 0.033)
$\log_{10} a_c$	-	-3.45 (-3.46 \pm 0.06)	-3.52 (-3.50 \pm 0.15)
w_f	-	1 (fixed)	0.87 (1.89 \pm 0.86)
c_s^2	-	1 (fixed)	0.86 (1.07 \pm 0.25)
H_0	68.58 (68.35 \pm 0.42)	70.57 (70.60 \pm 0.85)	70.81 (70.20 \pm 0.88)
$\Delta\chi_{\text{tot}}^2$	0	-12.7	-14.1

TABLE I. Maximum likelihood (ML) parameters and constraints for the Λ CDM model, the canonical Acoustic Dark Energy (cADE) model, and the general ADE model. $\Delta\chi_{\text{tot}}^2 = -2\Delta\ln\mathcal{L}$ reflects the ratio between the maximum likelihood value and that of Λ CDM for the joint data.

the first acoustic compression extremum in the ADE density perturbation and the subsequent Jeans stabilization of the perturbations. The net impact is a reduction in the Weyl potential. This reduction is compensated by raising $\Omega_c h^2$. For comparison we also show the difference in reverting the value of $\Omega_c h^2$ in the baseline model to the ML Λ CDM value (cyan dashed). Since $a_c \sim a_{\text{eq}}$, ADE becomes important around the same epoch when radiation driving has the maximal impact on the shape of the CMB acoustic peaks. Along with other adjustments in Λ CDM parameters, in particular n_s and $\Omega_b h^2$, these effects compensate for each other.

This compensation leaves the CMB acoustic peaks nearly unchanged despite raising H_0 from 68.58 to 70.81. In Fig. 3, we show the data and model residuals relative to the Λ CDM ML in Tab. I. As we can see, this effect does not exacerbate the oscillatory residuals in the data, where the acoustic peaks (vertical lines) are suppressed relative to troughs, which would occur if H_0 were raised in Λ CDM. Note that the residuals are scaled to the cosmic variance per ℓ mode for the ML Λ CDM model as:

$$\sigma_{\text{CV}} = \begin{cases} \sqrt{\frac{2}{2\ell+1}} C_\ell^{TT}, & TT; \\ \sqrt{\frac{1}{2\ell+1}} \sqrt{C_\ell^{TT} C_\ell^{EE} + (C_\ell^{TE})^2}, & TE; \\ \sqrt{\frac{2}{2\ell+1}} C_\ell^{EE}, & EE. \end{cases} \quad (3)$$

We can better understand the origin of the ADE effects and their impact on the CMB by varying w_f and c_s^2 independently. Fig 2 (upper) also shows a +0.4 variation in each with other parameters held fixed. Increasing c_s^2 makes the ADE acoustic oscillations and Jeans stability occur earlier and as a consequence also cuts into the enhancement. Raising w_f has two effects. Before the first compression peak and above the CMB sound horizon, the comoving ADE density perturbation grows adiabatically so that its amplitude grows relative to the photons ap-

proximately as $\delta_{\text{ADE}} \propto (1 + w_{\text{ADE}})\delta_\gamma$. For $w_f > 1/3$ this first causes a dip at $a \lesssim a_c$ and then an enhancement in the Weyl potential for $a \gtrsim a_c$, especially approaching the first compression. A larger w_f then suppresses $f(a > a_c)$ which also causes a relative enhancement at $a > a_c$. Combined, these effects imply that for a fixed amount of driving of acoustic oscillations through the decay of the Weyl potential, raising c_s^2 should be compensated by raising w_f . This is the leading order degeneracy that we see in Fig. 1.

In terms of the residuals, shown in Fig. 3, a positive variation in c_s^2 , when *not* compensated by w_f , leads to a sharp TT feature around $\ell \sim 500$ near the second TT peak whereas along the degeneracy line the ML model TT residuals remain small. The modes responsible for higher multipoles are not sensitive to ADE perturbation parameters since the Weyl decay that drives them occurred before the ADE became important $a \ll a_c$.

The degeneracy is truncated at low w_f in Fig. 1. If $w_f < 1/3$, the ADE redshifts slower than the radiation and thus has a large impact on the driving of CMB acoustic oscillations between a_c and recombination which cannot be balanced by the same variations in c_s^2 .

B. CMB Polarization

Even for the ML ADE model, the compensation between $\Omega_c h^2$, c_s^2 , and w_f is imperfect for modes that enter the CMB sound horizon between a_c and recombination. These modifications leave distinct imprints on the polarization spectra that already limit the ability of ADE to raise H_0 using the Planck data and, in the future, can definitively test this scenario. Polarization provides the cleanest signatures of driving on these scales given that it isolates the acoustic oscillations at recombination from the early integrated Sachs-Wolfe that smooths out

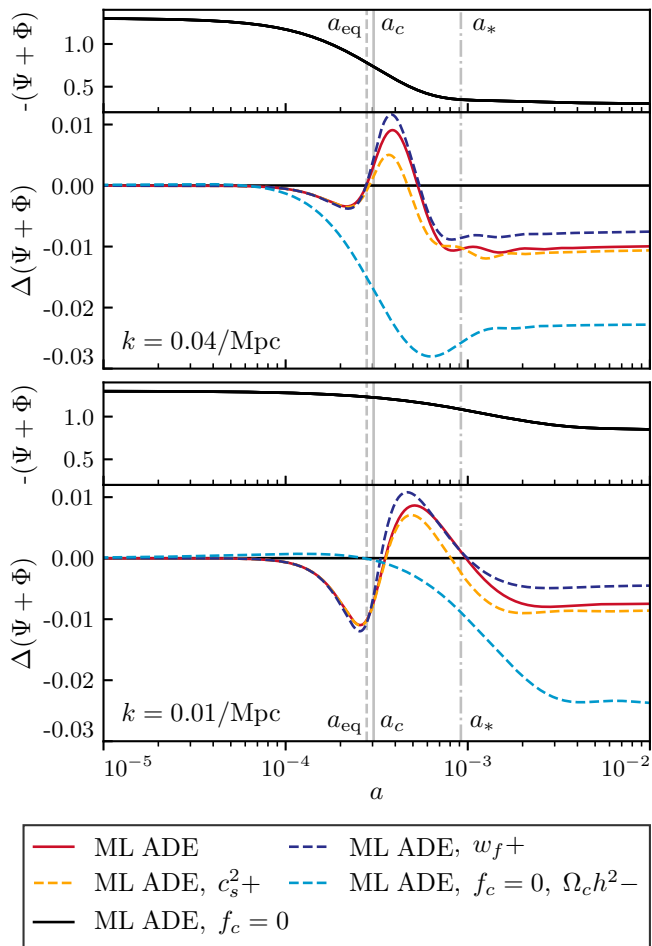


FIG. 2. The Weyl potential evolution of ML ADE model from Tab. I for two modes: $k = 0.01$ and 0.04 Mpc^{-1} . Lower subpanels show differences with respect to the baseline value of Weyl potential for the Λ CDM parameters of ML ADE but with no ADE ($f_c = 0$), as displayed in upper subpanels. Shown are ML ADE (red solid) and parameter variations around it: c_s^2+ (orange dashed) and w_f+ (dark blue dashed) mean $+0.4$ variations, while $\Omega_c h^2-$ (cyan dashed) means lowering it to the ML Λ CDM value in Tab. I. Relevant temporal scales (matter-radiation equality a_{eq} , ADE transition a_c and recombination a_*) are shown with vertical lines.

its signatures in the TT spectrum.

In Fig. 2 (lower), we show the Weyl potential evolution for such a mode, $k = 0.01$ in the ML model. While the qualitative behavior is similar to the higher k mode, the balance between w_f , c_s^2 and $\Omega_c h^2$ changes. First, the impact of the change in $\Omega_c h^2$ is relatively higher since the ADE redshifts faster than radiation. Secondly, the impact of w_f is also somewhat higher relative to c_s^2 . These changes lead to uncompensated sharp features in the polarization residuals.

For the Planck data, where measurements of the EE spectrum are still noisy, this makes the TE spectrum the most informative for these features (see Fig. 3). In the Λ CDM model, this sensitivity provides an important con-

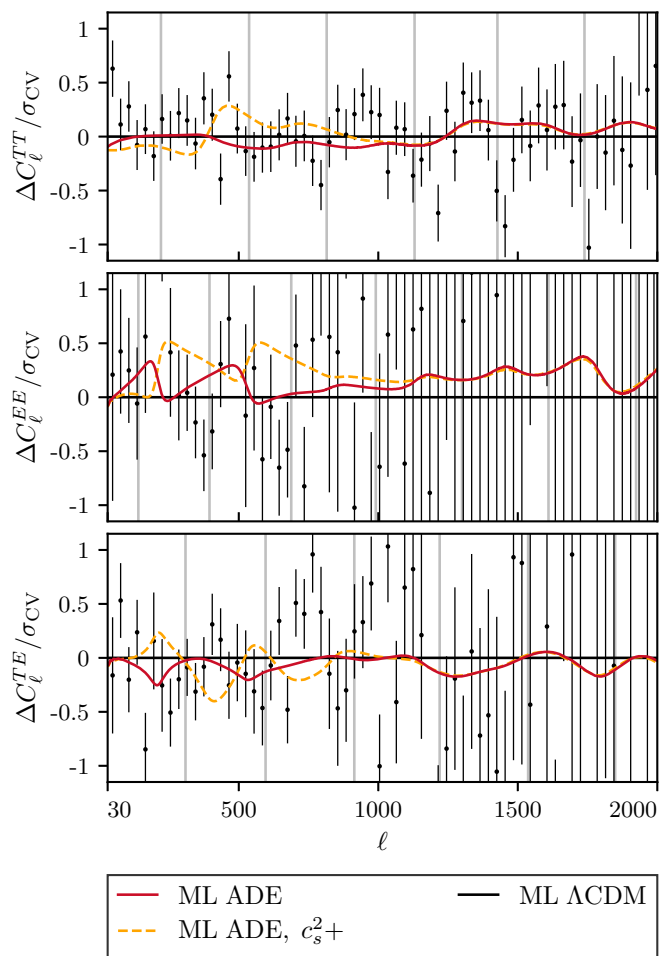


FIG. 3. The CMB model and Planck data residuals with respect to the ML Λ CDM model. Shown are the ML ADE model (red solid) and a $\Delta c_s^2 = +0.4$ variation on it (orange dashed, see Fig. 2). The upper, middle, and bottom panels correspond to TT, EE, and TE residuals respectively and vertical lines denote their peaks in the ML Λ CDM model.

straint on $\Omega_c h^2$ and hence supporting evidence for a low H_0 from multipoles $\ell < 1000$. The region around $\ell \sim 165$ (between the first EE and TT peaks) is particularly important due to the 2σ low point compared to the best fit Λ CDM model shown in Fig. 3 [38]. Note that in Λ CDM raising H_0 requires lowering $\Omega_c h^2$ which raises TE there, making the fit even worse.

In the ADE ML model, the impact of raising $\Omega_c h^2$ lowers TE in this region providing a better fit to the data. Even without direct H_0 data, the CMB data favor the ADE model (see Tab. II). However raising H_0 further than the ADE ML would make TE too low at $\ell \lesssim 500$ for the data. Indeed for the -POL dataset, the ML model allows for a larger Hubble constant $H_0 = 72.27$ compared with 70.81 for our joint dataset.

Raising c_s^2 has the impact of making the ADE more important for Weyl decay and counters the effect of raising $\Omega_c h^2$. As we can see from Fig. 3, this has the effect of

raising TE in this region and degrading the fit. Thus the TE data are also important for disfavoring a canonical scalar field with $c_s^2 = 1$ if w_f is too low. We shall see in §V that this explains why previously considered models where a canonical scalar field oscillates in its potential must have its initial conditions set to avoid this region.

Finally, given the sharp features in the EE model residuals with up to $\sim 0.3 - 0.4$ amplitudes relative to cosmic variance *per multipole*, all of these cases where H_0 is raised by dark components that also change the driving of the acoustic peaks can be tested to high significance once EE measurements approach the precision of TT measurements today.

IV. POTENTIAL-KINETIC CONVERSION

The ADE phenomenology favored by the Hubble tension can be concretely and exactly realized in the K-essence class of dark energy models, where the dark component is a perfect fluid represented by a minimally coupled scalar field ϕ with a general kinetic term [25]. More specifically, the class of constant sound speed c_s models introduced in §III is given by the Lagrangian density [39]

$$P(X, \phi) = \left(\frac{X}{A}\right)^{\frac{1-c_s^2}{2c_s^2}} X - V(\phi), \quad (4)$$

where the kinetic term involves $X = -\nabla^\mu \phi \nabla_\mu \phi / 2$ and A is a constant density scale. For a scalar with a canonical kinetic term $c_s^2 = 1$, and more generally $w_{\text{ADE}} \rightarrow c_s^2$ if the kinetic term dominates, whereas $w_{\text{ADE}} \rightarrow -1$ if the potential $V(\phi)$ dominates. The fluid correspondence holds when $\nabla^\mu \phi$ remains always timelike; then $c_s^2 = \delta p / \delta \rho$ in constant field gauge or rest frame, where the momentum density of the field vanishes and the potential energy is spatially constant.

The correlation shown in Fig. 1 implies that around the ML ADE model from Tab. I, setting $w_f = c_s^2$ provides a good fit to the combined data. Since $w_{\text{ADE}} \rightarrow -1$ for $a \ll a_c$ and $w_{\text{ADE}} \rightarrow w_f$ for $a \gg a_c$, this suggests that the best fitting $P(X, \phi)$ models are those that suddenly convert nearly all of their energy density from potential to kinetic at a_c . Indeed the preferred region includes $w_f = c_s^2 = 1$ which corresponds to the case of a canonical field, cADE. From Tab. I, we see that the ML cADE model has only a marginally smaller $H_0 = 70.57$ for a $\Delta\chi_{\text{tot}}^2 = -12.7$ and more generally a higher significance to the detection of a finite ADE fraction f_c of 3.3σ given the smaller set of parameters. We shall now consider how to construct a corresponding potential $V(\phi)$.

A. Canonical Conditions

A canonical scalar which converts its potential to kinetic energy around a_c provides a simple, concrete example of ADE that alleviates the Hubble tension. To

explicitly construct such a model that matches requirements on the two remaining quantities a_c and f_c we can determine the equivalent requirements for the potential $V(\phi)$.

At $a \ll a_c$, the ϕ field is stuck on its potential due to Hubble friction and rolls according to

$$\frac{d\phi}{dN} \sim -\frac{V'}{H^2}, \quad (5)$$

where $N = \ln a$ denotes e-folds. For the purposes of this qualitative discussion we drop factors of order unity. After a_c , we want the field to be released from Hubble drag and convert its potential energy to kinetic energy on the e-fold time scale $\Delta N \sim 1$. Defining $\phi_c = \phi(a_c)$ and linearizing the change

$$V(\phi) \approx V(\phi_c) + V'(\phi_c)\Delta\phi. \quad (6)$$

Therefore around ϕ_c we want

$$\left(\frac{V'}{H}\right)^2 \gtrsim V, \quad (7)$$

or in terms of $f_c \sim V/\rho_{\text{tot}}$,

$$\epsilon_V f_c \gtrsim 1, \quad \epsilon_V \equiv \frac{M_{\text{pl}}^2}{2} \left(\frac{V'}{V}\right)^2. \quad (8)$$

This is the main condition for the potential to kinetic conversion.

For the linearization in Eq. (6) to be valid in the sense of the second order term $\frac{1}{2}(\Delta\phi)^2 V''$ not preventing the conversion, we also want

$$V''(\phi_c) < -\frac{V'(\phi_c)}{\Delta\phi} \quad (9)$$

so

$$V'' \lesssim H^2. \quad (10)$$

Putting these two criteria together,

$$\eta_V \lesssim 2\epsilon_V, \quad \eta_V \equiv M_{\text{pl}}^2 \frac{V''}{V}, \quad (11)$$

where we have restored a factor of 2 so as to match the well-known condition for no tracking solution to exist [40]. Tracking potentials do not work since the scalar field follows an equation of state that is determined by the dominant component of the total energy density rather than the kinetic energy dominated limit. A similar derivation applies to the $c_s^2 \neq 1$ case with a modification to the Hubble drag evolution (5) [39].

Finally we want the field to maintain kinetic energy domination until its energy density has largely redshifted away. This excludes models where the field oscillates around a minimum and so is different from those in [23, 24] as we shall discuss in the next section. Furthermore, the fluid description is exact for our models whereas it is only approximate for oscillatory models.

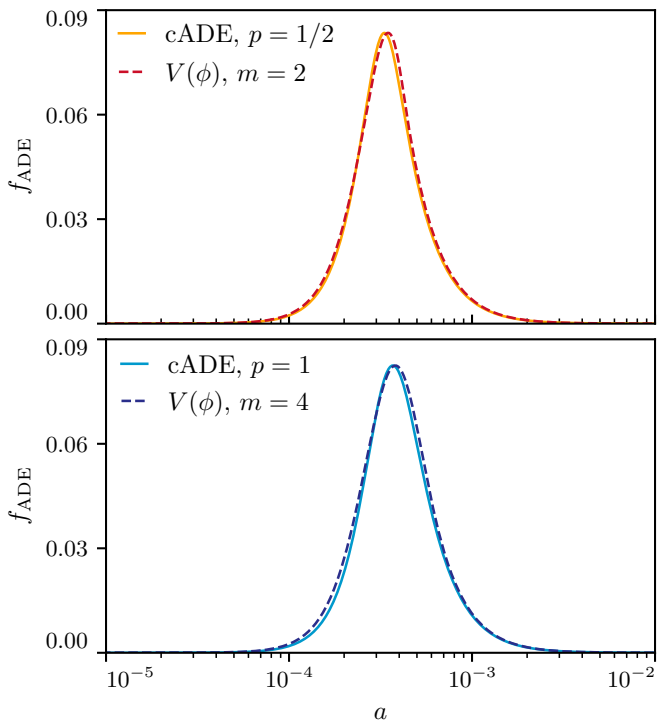


FIG. 4. Scalar field potential $V(\phi)$ match to the fractional ADE energy density f_{ADE} of the ML cADE parameters in Tab. I. Top: a locally quadratic potential with Eq. (12) compared with $p = 1/2$ in Eq. (1); bottom: a locally quartic potential vs. $p = 1$.

Thus our requirements on the potential are fairly generic and correspond to setting the amplitude and slope of the potential at the desired point of Hubble drag release, along with the condition that the field remains kinetic energy dominated until most of the energy density has redshifted away. A wide class of potentials can satisfy these requirements and we shall give concrete examples next.

B. Canonical Solution

To make these considerations concrete, consider the class of potentials:

$$V(\phi) = \begin{cases} A\phi^m, & \phi > 0, \\ 0, & \phi \leq 0. \end{cases} \quad (12)$$

Then for $\phi > 0$

$$2\epsilon_V = \left(\frac{m}{\phi}\right)^2, \quad \eta_V = \frac{m(m-1)}{\phi^2}, \quad (13)$$

and any $m > 0$ satisfies $\eta_V < 2\epsilon_V$. The flat potential at $\phi \leq 0$ prevents the kinetic energy from converting back to potential energy. We choose A and ϕ_{initial} to give the desired f_c and a_c .

In Fig. 4 (upper), we show a worked example of this matching. We fix cosmological parameters to the ML ADE model in Tab. I and take a quadratic potential with $m = 2$. We find a good match to the form of Eq. (1) with $p = 1/2$. This motivates our fixed fiducial choice in §II.

To showcase the robustness of the potential to kinetic conversion mechanism for relieving the Hubble tension, we also consider a quartic potential $m = 4$ (Fig. 4, lower). The change in $f_{\text{ADE}}(a)$ is itself small and, once a shift in a_c is absorbed, corresponds to a slight broadening of the transition. Even this small change can be matched to the general ADE form of Eq. (1) by adopting $p = 1$. For the linear $m = 1$ case, $p \approx 0.1$ corresponding to a sharper transition. We have also tested that various values of p in this range provide comparable ML solutions to our fiducial $p = 1/2$ case. Finally we have tested that the correspondence between p and m holds for non-canonical values of c_s^2 with the Lagrangian (4).

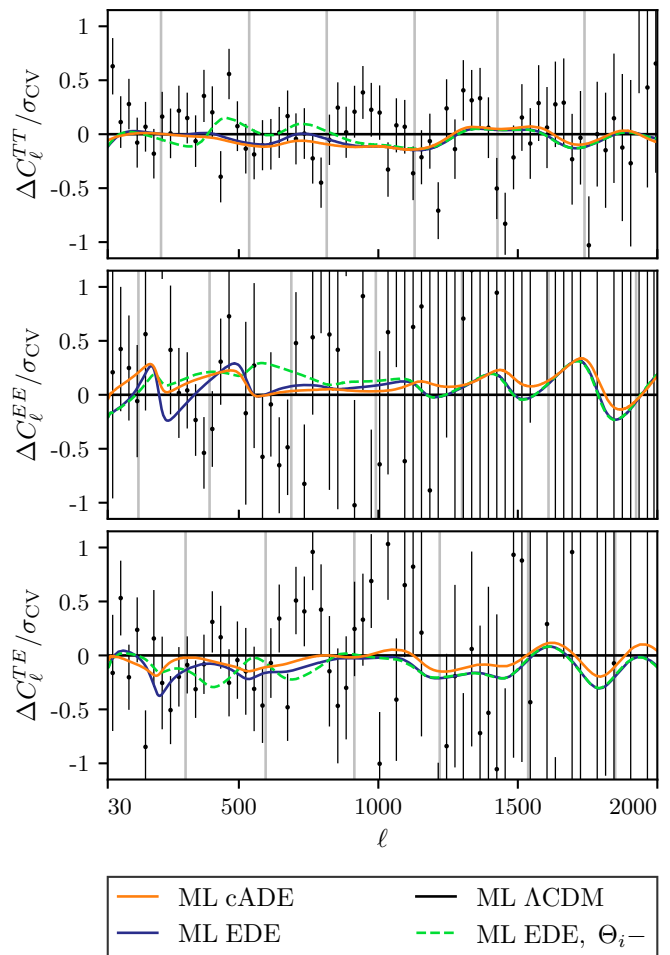


FIG. 5. Canonical scalar field model and data residuals of ML cADE (orange solid) and ML EDE (dark blue solid) models with respect to the ML Λ CDM model as in Fig. 3. The model with $\Delta\Theta_i = -0.5$ from ML EDE (green dashed) is also shown.

These simple canonical or cADE models still provide

good fits to the data as illustrated in Fig. 5 for the ML cADE model of Tab. I. The main difference compared with ML ADE is the slightly lowering of H_0 from 70.81 to 70.57. The total improvement over Λ CDM for 2 extra parameters is $\Delta\chi_{\text{tot}}^2 = -12.7$ with -3.6 actually coming from the improved fit to the CMB as shown in Tab. II.

Fig. 6 shows the parameter covariances and posteriors in the cADE model. The centered values for the ML parameters is indicative of the nearly Gaussian posteriors and reflects the fact that the parameters are constrained mainly by the data rather than the priors. The one exception is a_c since if $a_c \rightarrow 0$ any f_c is equivalent to Λ CDM so that the prior volume begins to matter. Even in this case, Λ CDM is sufficiently disfavored so that constraints on a_c are data not prior driven. Correspondingly the ADE fraction is significantly detected with $f_c = 0.082 \pm 0.025$.

This model also illustrates the main compensation between raising the ADE fraction f_c and raising the CDM density $\Omega_c h^2$ as well as adjusting $\Omega_b h^2$ and n_s slightly higher to minimize the data residuals (see Fig. 6). The change in θ_* to lower values is also notable. The modifications in driving make a small change in the phasing of the CMB acoustic peaks relative to its sound horizon. Note that in Λ CDM, θ_* drifts lower once the high multipoles $\ell > 800$ are included [41].

Finally under the -POL data set, the ADE canonical model allows a higher $H_0 = 71.55 \pm 1.05$ and ML value of 71.93. This is because of the limitations the TE spectrum around $\ell \lesssim 500$ places on these solutions as discussed in §III B.

V. RELATION TO PRIOR WORK

In Ref. [23], a canonical scalar field component, referred to as early dark energy (EDE), with a potential

$$V(\phi) \propto [1 - \cos(\phi/f)]^n, \quad (14)$$

plays a similar role as our ADE. Unlike ADE, EDE oscillates after being released from Hubble drag and Ref. [42] finds that the time averaged background equation of state can be modeled by Eq. (1) with $p = 1$ and

$$w_f = \frac{n-1}{n+1}. \quad (15)$$

As we have discussed in the previous sections, w_f is a relevant parameter for the resolution of Hubble tension, so its adjustment should be considered a parameter variation in the EDE model in spite of n taking discrete integer values.

The time-averaged behavior of perturbations is described by a fluid approximation with a rest frame sound speed [42]:

$$c_s^2(a, k) = \begin{cases} 1, & a \leq a_c, \\ \frac{2a^2(n-1)\varpi^2 + k^2}{2a^2(n+1)\varpi^2 + k^2}, & a > a_c. \end{cases} \quad (16)$$

Unlike in our case, this fluid description is approximate, especially at a_c . The time dependence of ϖ is fixed by the parameters a_c, w_f and the initial field position $\Theta_i = \phi_i/f$ [42]:

$$\varpi(a) = \frac{\mathcal{G}}{\mathcal{P}} \sqrt{\frac{6\mathcal{P}+2}{8n} \frac{\Theta_i}{\sin \Theta_i}} H(a_c) a^{-3w_f}. \quad (17)$$

Here $\mathcal{P} = H(a_c)t$ and we approximate it as:

$$\mathcal{P}(x = a_c/a_{\text{eq}}) = \frac{2x^2 - x + 2\sqrt{1+x} - 2}{3x^2}, \quad (18)$$

while

$$\mathcal{G}(a_c, n) = \frac{\sqrt{\pi} \Gamma(\frac{n+1}{2n})}{\Gamma(1 + \frac{1}{2n})} 2^{-\frac{n^2+1}{2n}} 3^{\frac{1}{2}(\frac{1}{n}-1)} a_c^{3-\frac{6}{n+1}} \times \left[a_c^{\frac{6n}{n+1}} + 1 \right]^{\frac{1}{2}(\frac{1}{n}-1)}. \quad (19)$$

Note that for $w_f > 0$, ϖ decreases with a , and so the sound speed evolves from 1 at $a \leq a_c$ back to 1 at late times, with higher k exhibiting smaller amplitude deviations, and a k -dependent minimum $c_s^2(a_c, k)$.

The EDE model therefore has four parameters a_c, f_c, Θ_i and n . Following Ref. [42], we choose the best value $n = 3$, which corresponds to $w_f = 1/2$, and conduct an MCMC likelihood analysis on the remaining parameters. We treat a_c and f_c as in the ADE model and impose a flat prior on $0 \leq \Theta_i/\pi \leq 1$. Because of the large parameter volume of degenerate models around Λ CDM, we only sample the posterior until $R-1 < 0.05$ which should give an adequate, but not perfect, estimate of parameter constraints out to 95% C.L. The results are compared with our ADE model in Tab. II. The EDE ML model allows a slightly higher $H_0 = 71.92$ and hence a better fit to the data $\Delta\chi_{\text{tot}}^2 = -2.5$ for the same number of parameters as ADE ML or $\Delta\chi_{\text{tot}}^2 = -3.9$ for two extra parameters compared with the cADE ML. Note that with the -POL dataset, the EDE and ADE models have comparable performances.

The main phenomenological difference between the ADE and EDE models is the parametrization of the sound speed. The sound speed was indeed also varied in Ref. [42] but its impact was not discussed. As we have seen in our ADE model a low w_f generally requires a low c_s^2 . In the EDE model, this translates into specific requirements for the initial phase Θ_i . In Fig. 7, we show the relationship between constraints on Θ_i, H_0 and the minimum sound speed at $k = 0.01, 0.04$. As we can see, achieving a higher value of H_0 requires a large initial phase and its ML value is $\Theta_i/\pi = 0.90$. The 68% confidence region is $0.72 \leq \Theta_i/\pi \leq 0.94$ and $\Theta_i/\pi < 1/2$ is excluded at 93% CL. Note that the upper range exceeds the value required for the validity of the fluid mapping approximation, $\Theta/\pi \sim 0.96$ [42].

The reason for this preference is that Θ_i controls the minimum sound speed. Following the degeneracy line in Fig. 1 to $w_n = 1/2$, we would expect that for a constant

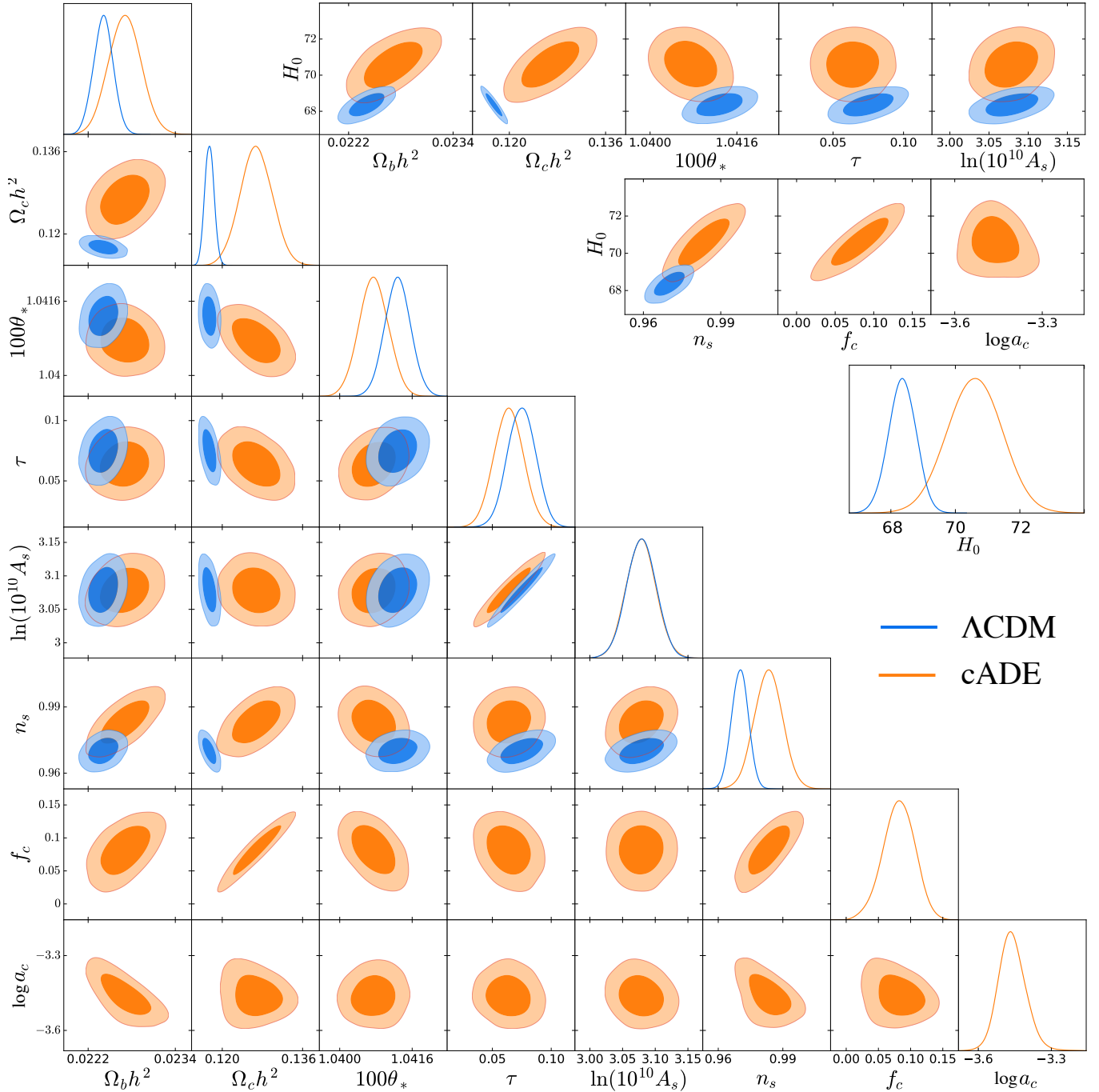


FIG. 6. The marginalized joint posterior of the parameters of the cADE model, obtained using our combined datasets. Λ CDM results are also added for comparison. The 8 fundamental parameters are shown in the lower triangle whereas the implications for H_0 are shown in the upper triangle. The darker and lighter shades correspond respectively to the 68% C.L. and the 95% C.L.

sound speed $c_s^2 \approx 0.77$. Given the effective EDE sound speed of Eq. (16), this represents an average over the relevant timescales and wavenodes. For the ML EDE model $c_s^2(a_c, 0.01) = 0.51$ and $c_s^2(a_c, 0.04) = 0.63$ as the minimum value for each k -mode.

The scale dependence of the sound speed also explains the slightly better fit to CMB data, specifically the TE

data. In Fig. 5, we compare the EDE and cADE residuals for their respective ML models. Notice that the TT residuals are very similar. However, in TE, by allowing the sound speed to decrease in the k range associated with $\ell < 500$, the EDE model exposes more of the driving reduction at $\ell \sim 200$ from raising $\Omega_c h^2$ as discussed above but now without adverse consequences elsewhere. This

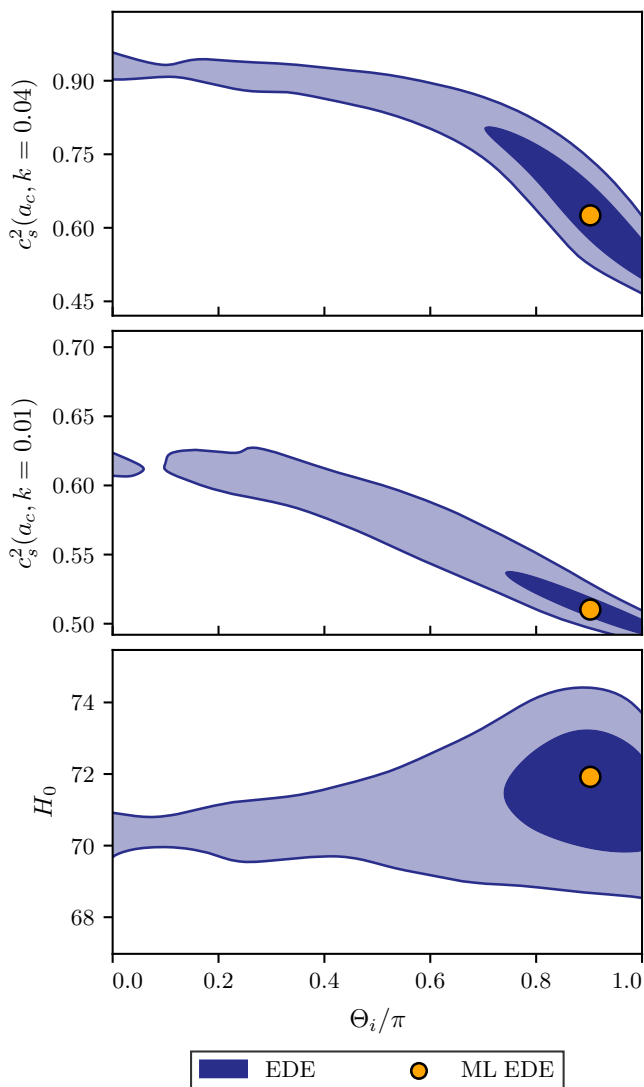


FIG. 7. The marginalized distribution of the EDE initial phase Θ_i and some other parameters, obtained using our baseline datasets combination. The darker and lighter shades correspond respectively to the 68% C.L. and the 95% C.L. The orange circle indicates the maximum likelihood values for EDE.

in turn better fits the low TE residuals and allows H_0 to increase further relative to the ADE model. We also show the impact of reducing Θ_i in the ML EDE model, making the sound speed closer to one at all times. The most significant effect is localized to $\ell < 500$ and in particular destroys the pattern of lower TE at $\ell \sim 200$ vs $\ell \sim 400$ compared with cADE.

We conclude that the small improvement of the EDE over ADE fit requires a specific range in the initial phase that lowers the sound speed in a scale-dependent way. Comparing to the canonical ADE mode, this improvement gives $\Delta\chi_{\text{tot}}^2 = -3.9$ for two extra parameters w_n, Θ_i and is therefore marginal. Furthermore the ADE model provides a general class of exact solutions where the po-

tential energy is converted quickly to kinetic, whereas the EDE model requires a specific set of initial conditions to achieve a similar phenomenology with an approximation to an oscillating field.

Finally Ref. [24] considers a model where the scalar field oscillates in a monomial potential

$$V(\phi) \propto \phi^{2n}, \quad (20)$$

with parameters adjusted to reproduce the EDE phenomenology. This coincides with the Eq. (14) only near the bottom of the potential, $\Theta_i \ll \pi/2$ where the potential is convex rather than concave. As pointed out in [24] the model has significantly worse performances than the EDE model. We identify here that this is related to the initial field being in the concave rather than the convex part of the potential which raises the sound speed.

model (data)	ΔN	H_0	$\Delta\chi_{\text{tot}}^2$	$\Delta\chi_{\text{CMB}}^2$	$\Delta\chi_{H_0}^2$
cADE	2	70.57(70.60 \pm 0.85)	-12.7	-3.6	-8.8
ADE	4	70.81(70.20 \pm 0.88)	-14.1	-3.7	-9.6
EDE	4	71.92(71.40 \pm 1.09)	-16.6	-3.7	-12.5
cADE(-POL)	2	71.93(71.55 \pm 1.05)	-12.8	-0.4	-11.2
ADE(-POL)	4	72.27(71.30 \pm 1.03)	-15.1	-2.4	-11.8
EDE(-POL)	4	72.40(72.35 \pm 1.25)	-15.9	-2.9	-12.1

TABLE II. H_0 results for the cADE, ADE and EDE models with the joint data set and with CMB polarization data removed (-POL). ΔN is the number of additional parameters in addition to the Λ CDM ones. The total $\Delta\chi_{\text{tot}}^2$ relative to the Λ CDM model is broken down into contributions from the Planck CMB data sets and the local H_0 measurement.

VI. DISCUSSION

Acoustic dark energy, appearing around the epoch of matter radiation equality, can substantially relieve the tension between CMB inference of H_0 and local measurements, exhibited in the Λ CDM model. The presence of extra energy density lowers the CMB sound horizon that anchors the inverse distance ladder for BAO and SN, while its disappearance before and after equality allows for a good fit to CMB data in the damping tail. Furthermore by introducing ADE at equality, the gravitational effects of raising the cold dark matter density can be balanced by the acoustic oscillations in the ADE itself.

Our main findings regarding the Hubble tension are summarized in Tab. II and Fig. 8. In all cases relieving the Hubble tension requires ADE to be a $\sim 8\%$ contribution to the total energy density around matter radiation equality, leading to at least a two parameter extension to Λ CDM.

In the general ADE class of models, the acoustic phenomenology is controlled by two additional parameters, the asymptotic equation of state w_f at late times, and

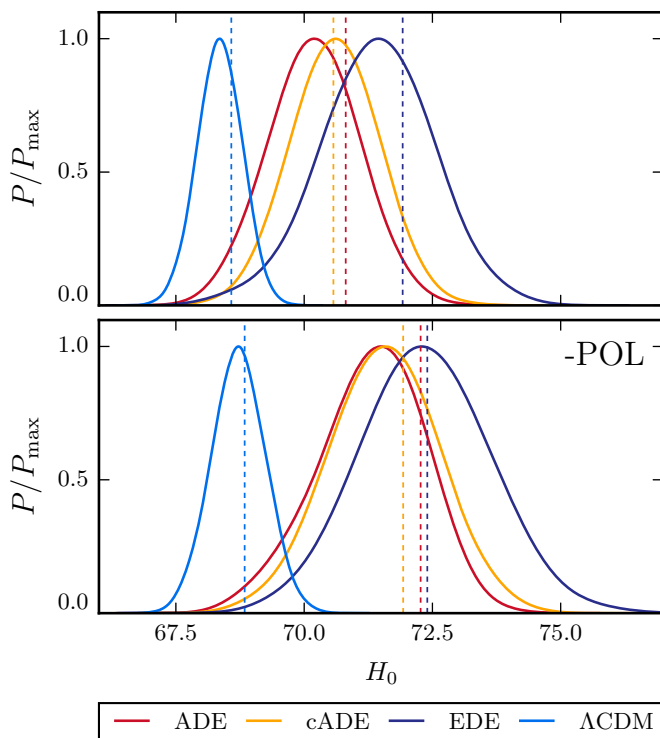


FIG. 8. The marginalized posterior distribution of the H_0 parameter in the four models considered in Tab. II for two different datasets: our combined data set (upper panel) and the same with CMB polarization data removed, -POL (lower panel). The dashed vertical lines indicate the ML values for different models.

the sound speed c_s^2 . The sound speed plays a crucial role in the gravitational driving of CMB acoustic oscillations through its impact on the Weyl potential, leading to a strong correlation between the two, consistent with $w_f = c_s^2 \approx 1$ around the maximum likelihood model.

Fixing these two parameters to the canonical model, cADE, leads to only a minor degradation in the ability of ADE to relax the Hubble tension in the ML model, $H_0 = 70.57$ vs. $H_0 = 70.81$. In fact, the two parameter model has the advantage of providing a more significant detection of the ADE fraction $f_c = 0.082 \pm 0.025$ and thus allows less parameter volume around the Λ CDM limit, producing a posterior centered around the ML: $H_0 = 70.60 \pm 0.85$ in cADE vs. the lower $H_0 = 70.20 \pm 0.88$ shift in ADE.

Note that the fit to the CMB data themselves improve and combined with the higher H_0 provide for an improvement of $\Delta\chi_{\text{tot}}^2 = -14.1$ for 4 parameters and $\Delta\chi_{\text{tot}}^2 = -12.8$ for 2 parameters respectively.

This class of $w_f = c_s^2 \sim 1$ ADE models corresponds to scalar fields which convert their potential to kinetic energy efficiently around their release from Hubble drag. By setting this epoch to be around matter radiation equality, we obtain a robust mechanism for relieving the Hubble tension in a wide class of potentials.

For canonical scalar fields, we explicitly determine the

requirements on the potential: that its slope allows for Hubble drag release around equality where its amplitude is set to the $\sim 8\%$ fraction required by the data. Any potential that obeys this property and efficiently converts potential to kinetic energy until the latter redshifts away will satisfy these requirements. As a proof of principle, we explicitly construct an example where the potential is locally quadratic around its release. In this model, the timing of the release to equality is not explained but the identification of this coincidence may lead to more sophisticated models where it is.

The robustness and generality of this potential-kinetic conversion mechanism for relieving the Hubble tension separates it from similar models in the literature. In Refs. [23, 24], the EDE scalar field oscillates after Hubble drag release leading to an effective fluid described by time-averaged values of w_f and c_s^2 . Converting our requirements on the relationship between the two, we find that in Ref. [23], where the potential is periodic, the initial field must be on the concave part of the potential, and near the maximum to best relieve the Hubble tension. This also explains the poorer fits in Ref. [24], where the potential is convex and matches the periodic potential only near the minimum.

The periodic EDE model [23, 24] allows for a slightly higher $H_0 = 71.40 \pm 1.09$ and better $\Delta\chi_{\text{tot}}^2 = -16.6$ for four parameters as compared with ADE. Most of this improvement comes from the fit to the Planck polarization data. As shown in Fig. 8, without this data, EDE and ADE perform similarly at ML with $H_0 = 72.27$ vs 72.40 respectively. The reason is that between equality and recombination, changes in acoustic driving between raising the CDM density and adding the dark component no longer cancel. This is in fact a beneficial feature of both models since the Planck TE data show low residuals with respect to the ML Λ CDM model around $\ell \sim 200$. By allowing the effective sound speed to depend on wavenumber, the EDE model fits this region better without violating constraints elsewhere. However, when compared with our cADE model this extra improvement of $\Delta\chi_{\text{tot}}^2 \approx 3.9$ comes at the cost of two extra parameters and a less robust mechanism for relieving Hubble tension.

Finally, in all cases, the predicted deviations in the EE power spectrum, while not at a level testable by Planck data, are highly significant compared with cosmic variance. Future polarization data can provide key tests for these and other dark component explanations of the Hubble tension.

ACKNOWLEDGMENTS

We thank Nicola Bartolo, Daniel Grin, Tanvi Karwal, Macarena Lagos, Michele Liguori, Samuel Passaglia, Vivian Poulin for useful discussions.

MXL, WH and MR are supported by U.S. Dept. of Energy contract DE-FG02-13ER41958 and the Simons Foundation. Computing resources were provided by

the University of Chicago Research Computing Center through the Kavli Institute for Cosmological Physics at

the University of Chicago. GB acknowledges financial support from Fondazione Ing. Aldo Gini.

-
- [1] A. G. Riess, S. Casertano, W. Yuan, L. M. Macri, and D. Scolnic, (2019), [arXiv:1903.07603 \[astro-ph.CO\]](#).
- [2] N. Aghanim *et al.* (Planck), (2018), [arXiv:1807.06209 \[astro-ph.CO\]](#).
- [3] J. L. Bernal, L. Verde, and A. G. Riess, *JCAP* **1610**, 019 (2016), [arXiv:1607.05617 \[astro-ph.CO\]](#).
- [4] K. Aylor, M. Joy, L. Knox, M. Millea, S. Raghunathan, and W. L. K. Wu, *Astrophys. J.* **874**, 4 (2019), [arXiv:1811.00537 \[astro-ph.CO\]](#).
- [5] G.-B. Zhao *et al.*, *Nat. Astron.* **1**, 627 (2017), [arXiv:1701.08165 \[astro-ph.CO\]](#).
- [6] M.-X. Lin, M. Raveri, and W. Hu, *Phys. Rev.* **D99**, 043514 (2019), [arXiv:1810.02333 \[astro-ph.CO\]](#).
- [7] M. Raveri, (2019), [arXiv:1902.01366 \[astro-ph.CO\]](#).
- [8] G. Benevento, M. Raveri, A. Lazanu, N. Bartolo, M. Liguori, P. Brax, and P. Valageas, *Journal of Cosmology and Astro-Particle Physics* **2019**, 027 (2019), [arXiv:1809.09958 \[astro-ph.CO\]](#).
- [9] M. Wyman, D. H. Rudd, R. A. Vanderveld, and W. Hu, *Phys. Rev. Lett.* **112**, 051302 (2014), [arXiv:1307.7715 \[astro-ph.CO\]](#).
- [10] C. Dvorkin, M. Wyman, D. H. Rudd, and W. Hu, *Phys. Rev.* **D90**, 083503 (2014), [arXiv:1403.8049 \[astro-ph.CO\]](#).
- [11] B. Leistedt, H. V. Peiris, and L. Verde, *Phys. Rev. Lett.* **113**, 041301 (2014), [arXiv:1404.5950 \[astro-ph.CO\]](#).
- [12] P. A. R. Ade *et al.* (Planck), *Astron. Astrophys.* **594**, A14 (2016), [arXiv:1502.01590 \[astro-ph.CO\]](#).
- [13] J. Lesgourgues, G. Marques-Tavares, and M. Schmaltz, *JCAP* **1602**, 037 (2016), [arXiv:1507.04351 \[astro-ph.CO\]](#).
- [14] M. Drewes *et al.*, *JCAP* **1701**, 025 (2017), [arXiv:1602.04816 \[hep-ph\]](#).
- [15] E. Di Valentino, A. Melchiorri, and J. Silk, *Phys. Lett.* **B761**, 242 (2016), [arXiv:1606.00634 \[astro-ph.CO\]](#).
- [16] N. Canac, G. Aslanyan, K. N. Abazajian, R. Eas-ther, and L. C. Price, *JCAP* **1609**, 022 (2016), [arXiv:1606.03057 \[astro-ph.CO\]](#).
- [17] L. Feng, J.-F. Zhang, and X. Zhang, *Eur. Phys. J.* **C77**, 418 (2017), [arXiv:1703.04884 \[astro-ph.CO\]](#).
- [18] I. M. Oldengott, T. Tram, C. Rampf, and Y. Y. Y. Wong, *JCAP* **1711**, 027 (2017), [arXiv:1706.02123 \[astro-ph.CO\]](#).
- [19] L. Lancaster, F.-Y. Cyr-Racine, L. Knox, and Z. Pan, *JCAP* **1707**, 033 (2017), [arXiv:1704.06657 \[astro-ph.CO\]](#).
- [20] C. D. Kreisch, F.-Y. Cyr-Racine, and O. Dor, (2019), [arXiv:1902.00534 \[astro-ph.CO\]](#).
- [21] W. Hu and M. J. White, *Astrophys. J.* **471**, 30 (1996), [arXiv:astro-ph/9602019 \[astro-ph\]](#).
- [22] M. Raveri, W. Hu, T. Hoffman, and L.-T. Wang, *Phys. Rev.* **D96**, 103501 (2017), [arXiv:1709.04877 \[astro-ph.CO\]](#).
- [23] V. Poulin, T. L. Smith, T. Karwal, and M. Kamionkowski, (2018), [arXiv:1811.04083 \[astro-ph.CO\]](#).
- [24] P. Agrawal, F.-Y. Cyr-Racine, D. Pinner, and L. Randall, (2019), [arXiv:1904.01016 \[astro-ph.CO\]](#).
- [25] C. Armendariz-Picon, V. F. Mukhanov, and P. J. Steinhardt, *Phys. Rev.* **D63**, 103510 (2001), [arXiv:astro-ph/0006373 \[astro-ph\]](#).
- [26] W. Hu, *Astrophys. J.* **506**, 485 (1998), [arXiv:astro-ph/9801234 \[astro-ph\]](#).
- [27] A. J. Long, M. Raveri, W. Hu, and S. Dodelson, *Phys. Rev.* **D97**, 043510 (2018), [arXiv:1711.08434 \[astro-ph.CO\]](#).
- [28] A. Lewis, A. Challinor, and A. Lasenby, *Astrophys. J.* **538**, 473 (2000), [arXiv:astro-ph/9911177 \[astro-ph\]](#).
- [29] A. Lewis and S. Bridle, *Phys. Rev.* **D66**, 103511 (2002), [arXiv:astro-ph/0205436 \[astro-ph\]](#).
- [30] A. Gelman and D. B. Rubin, *Statist. Sci.* **7**, 457 (1992).
- [31] P. A. R. Ade *et al.* (Planck), *Astron. Astrophys.* **594**, A13 (2016), [arXiv:1502.01589 \[astro-ph.CO\]](#).
- [32] N. Aghanim *et al.* (Planck), *Astron. Astrophys.* **594**, A11 (2016), [arXiv:1507.02704 \[astro-ph.CO\]](#).
- [33] P. A. R. Ade *et al.* (Planck), *Astron. Astrophys.* **594**, A15 (2016), [arXiv:1502.01591 \[astro-ph.CO\]](#).
- [34] D. M. Scolnic *et al.*, *Astrophys. J.* **859**, 101 (2018), [arXiv:1710.00845 \[astro-ph.CO\]](#).
- [35] S. Alam *et al.* (BOSS), *Mon. Not. Roy. Astron. Soc.* **470**, 2617 (2017), [arXiv:1607.03155 \[astro-ph.CO\]](#).
- [36] A. J. Ross, L. Samushia, C. Howlett, W. J. Percival, A. Burden, and M. Manera, *Mon. Not. Roy. Astron. Soc.* **449**, 835 (2015), [arXiv:1409.3242 \[astro-ph.CO\]](#).
- [37] F. Beutler, C. Blake, M. Colless, D. H. Jones, L. Staveley-Smith, L. Campbell, Q. Parker, W. Saunders, and F. Watson, *Mon. Not. Roy. Astron. Soc.* **416**, 3017 (2011), [arXiv:1106.3366 \[astro-ph.CO\]](#).
- [38] G. Obied, C. Dvorkin, C. Heinrich, W. Hu, and V. Miranda, *Phys. Rev.* **D96**, 083526 (2017), [arXiv:1706.09412 \[astro-ph.CO\]](#).
- [39] C. Gordon and W. Hu, *Phys. Rev.* **D70**, 083003 (2004), [arXiv:astro-ph/0406496 \[astro-ph\]](#).
- [40] P. J. Steinhardt, L.-M. Wang, and I. Zlatev, *Phys. Rev.* **D59**, 123504 (1999), [arXiv:astro-ph/9812313 \[astro-ph\]](#).
- [41] N. Aghanim *et al.* (Planck), *Astron. Astrophys.* **607**, A95 (2017), [arXiv:1608.02487 \[astro-ph.CO\]](#).
- [42] V. Poulin, T. L. Smith, D. Grin, T. Karwal, and M. Kamionkowski, *Phys. Rev.* **D98**, 083525 (2018), [arXiv:1806.10608 \[astro-ph.CO\]](#).