

Astro2020 APC White Paper

CMB-HD: An Ultra-Deep, High-Resolution Millimeter-Wave Survey Over Half the Sky

Thematic Areas:

Primary Area: Cosmology and Fundamental Physics; Secondary Area: Galaxy Evolution

Additional Areas: Planetary Systems, Compact Objects and Energetic Phenomena

Primary Contact:

Name: Neelima Sehgal

Institution: Stony Brook University & Flatiron Institute

Email: neelima.sehgal@stonybrook.edu; Phone: 631-632-8229

Proposing Team: Simone Aiola¹, Yashar Akrami², Kaustuv Basu³, Michael Boylan-Kolchin⁴, Sean Bryan⁵, Sébastien Clesse^{6,7}, Francis-Yan Cyr-Racine^{8,9}, Luca Di Mascolo¹⁰, Simon Dicker¹¹, Thomas Essinger-Hileman¹², Simone Ferraro¹³, George M. Fuller¹⁴, Dongwon Han¹⁵, Mathew Hasselfield¹⁶, Gil Holder¹⁷, Bhuvnesh Jain¹¹, Bradley Johnson¹⁸, Matthew Johnson^{19,20}, Pamela Klaassen²¹, Mathew Madhavacheril²⁰, Philip Mauskopf⁵, Daan Meerburg²², Joel Meyers²³, Tony Mroczkowski²⁴, Moritz Munchmeyer²⁰, Sigurd Naess¹, Daisuke Nagai²⁵, Toshiya Namikawa²⁶, Laura Newburgh²⁵, Hồ Nam Nguyễn^{20,27}, Michael Niemack²⁸, Benjamin D. Oppenheimer²⁹, Elena Pierpaoli³⁰, Emmanuel Schaan¹³, Neelima Sehgal^{15,1}, Anže Slosar³¹, David Spergel¹, Eric Switzer¹², Alexander van Engelen^{32,5}, Edward Wollack¹²

Abstract: A millimeter-wave survey over half the sky, that spans frequencies in the range of 30 to 350 GHz, and that is both an order of magnitude deeper and of higher-resolution than currently funded surveys would yield an enormous gain in understanding of both fundamental physics and astrophysics. By providing such a deep, high-resolution millimeter-wave survey (about 0.5 μ K-arcmin noise and 15 arcsecond resolution at 150 GHz), CMB-HD will enable major advances. It will allow 1.) the use of gravitational lensing of the primordial microwave background to map the distribution of matter on small scales ($k \sim 10 \text{ hMpc}^{-1}$), which probes dark matter particle properties. It will also allow 2.) measurements of the thermal and kinetic Sunyaev-Zel'dovich effects on small scales to map the gas density and gas pressure profiles of halos over a wide field, which probes galaxy evolution and cluster astrophysics. In addition, CMB-HD would allow us to cross critical thresholds in fundamental physics: 3.) ruling out or detecting any new, light ($< 0.1 \text{ eV}$), thermal particles, which could potentially be the dark matter, and 4.) testing a wide class of multi-field models that could explain an epoch of inflation in the early Universe. Such a survey would also 5.) monitor the transient sky by mapping the full observing region every few days, which opens a new window on gamma-ray bursts, novae, fast radio bursts, and variable active galactic nuclei. Moreover, CMB-HD would 6.) provide a census of planets, dwarf planets, and asteroids in the outer Solar System, and 7.) enable the detection of exo-Oort clouds around other solar systems, shedding light on planet formation. The combination of CMB-HD with contemporary ground and space-based experiments will also provide powerful synergies. CMB-HD will deliver this survey in 5 years of observing 20,000 square degrees, using two new 30-meter-class off-axis cross-Dragone telescopes to be located at Cerro Toco in the Atacama Desert. The telescopes will field about 2.4 million detectors (600,000 pixels) in total. The CMB-HD survey will be made publicly available, with usability and accessibility a priority.

1 Introduction

An ultra-deep, high-resolution millimeter-wave survey over half the sky would answer many outstanding questions in both fundamental physics and astrophysics. This survey would be both an order of magnitude deeper and of higher-resolution (about $0.5 \mu\text{K-arcmin}$ and 15 arcseconds at 150 GHz) than currently funded surveys. Two critical advances uniquely enabled by this survey are mapping over half the sky: i) the distribution of all matter on small scales using the gravitational lensing of the cosmic microwave background (CMB), and ii) the distribution of gas density and gas pressure on small scales in and around dark matter halos using the thermal and kinetic Sunyaev-Zel'dovich effects (tSZ and kSZ). The combination of high-resolution and multiple frequency bands in the range of 30 to 350 GHz allows for critical separation of foregrounds from the CMB. That plus the depth of the survey allows one to cross critical thresholds in fundamental physics: i.) ruling out or detecting any new, light, thermal particles, which could potentially be the dark matter, and ii) testing a wide class of multi-field models that could explain an epoch of inflation in the early Universe. CMB-HD would also open a new window on planetary studies and the transient sky. A summary of the primary science questions motivating the CMB-HD survey are given below and discussed in more detail in the accompanying science white paper [1].

- What is the distribution of matter on small scales?
- What are the particle properties of dark matter?
- How did gas evolve in and around dark matter halos?
- How did galaxies form?
- Do new light particles exist that were in equilibrium with known particles in the early Universe?
- Do primordial gravitational waves exist from an epoch of inflation?
- If inflation happened, did it arise from multiple or a single new field?
- What is the census of bodies in the outer Solar System?
- Do Oort clouds exist around other stars?
- What is the physics behind the various bright transient phenomena in the sky?

2 Key Science Goals and Objectives

2.1 Fundamental Physics of the Universe

There are fundamental questions about our Universe that beg answers. One such question is what is the nature of dark matter – the invisible glue that is holding galaxies together, including our own. It may be that dark matter only interacts gravitationally with the known particles, and in that case, astronomical observations may be the only pathway to understanding its properties. Another question is whether we have a complete inventory of the light particles that were in equilibrium with the known particles in the early Universe. Answering this question definitively is uniquely within reach of CMB-HD, and would probe physics right up to the Big Bang. A final question is what is the origin of the Universe and all the ‘stuff’ in it? Did it start with a period of exponential inflationary expansion, and if so, how did that arise? Addressing these questions are key science goals of CMB-HD. Table 1 lists the approaches to addressing these questions, along with the science targets CMB-HD can achieve. Below we explain each method and target in more detail.

Table 1: Summary of CMB-HD key science goals in fundamental physics

Science	Parameter	Sensitivity
Dark Matter	S/N: Significance in Differentiating FDM/WDM from CDM ^a	S/N = 8
New Light Species	N_{eff} : Effective Number of Relativistic Species ^b	$\sigma(N_{\text{eff}}) = 0.014$
Inflation	f_{NL} : Primordial Non-Gaussianity ^c	$\sigma(f_{\text{NL}}) = 0.26$
Inflation	A_{lens} : Residual Lensing B-modes ^d	$A_{\text{lens}} = 0.1$

^a Significance with which fuzzy/warm dark matter (FDM/WDM) models that can explain observational puzzles of small-scale structure, can be distinguished from cold dark matter.

^b Probing well below the critical threshold of $\sigma(N_{\text{eff}}) = 0.027$ would rule out or detect *any* new, light (< 0.1 eV) particle species in thermal equilibrium with standard model particles in the early Universe.

^c Achieving $\sigma(f_{\text{NL}}) < 1$ can distinguish between single and multi-field inflation models.

^d Removing lensing B-modes is critical to detecting primordial gravitational waves from inflation; for example, $A_{\text{lens}} \leq 0.1$ is necessary to achieve $\sigma(r) = 5 \times 10^{-4}$ from a ground-based experiment.

Dark Matter: Astronomical observations have provided compelling evidence for non-baryonic dark matter [2–8]. However, we have not been able to create or detect dark matter in manmade experiments to probe its properties directly. If dark matter only interacts with the known standard-model Universe gravitationally, then it makes sense to explore the gravitational direction further to understand it. An observational puzzle seems to exist regarding the distribution of matter on small-scales (scales below 10 kpc and masses below $10^9 M_{\odot}$ today); there seems to be less structure than the standard cold collisionless model of dark matter (CDM) would predict. This may provide clues to the particle nature of dark matter, and, in fact, many well-motivated models of dark matter can explain this deviation from CDM [9–42].

However, measurements of the small-scale matter distribution do not conclusively indicate a deviation from the CDM prediction. This is because such measurements often infer the matter distribution through baryonic tracers [43–59], and such tracers may not reliably map the dark matter [60–62]. Gravitational lensing offers a powerful way to map the dark matter directly. While strong gravitational lensing is a promising method to find low-mass dark-matter halos [63–72], it does face the challenge of separating the complex and often unknown structure of the background source from the sought-after substructure signal; using strong lensing to measure the matter power spectrum, faces a similar challenge [73–80]. A method that can evade this challenge is to *measure the small-scale matter power spectrum from weak gravitational lensing using the CMB as a backlight* [81]. The CMB serves as a perfect backlight because i) it has a known redshift, ii) is behind every object, and iii) is a known pure gradient on the small-scales of interest. Thus this method can provide a powerful complementary probe of dark-matter physics [81].

We show in Figure 1 how one can distinguish between CDM and a model of dark matter that suppresses structure on small scales, by measuring the small-scale gravitational lensing of the CMB [81]. Table 1 indicates that one can distinguish between these two models at the 8σ level. Newer lensing reconstruction techniques can potentially improve these constraints further [82, 83]. Extragalactic foregrounds are the main source of systematic effect in this measurement, and we discuss paths to mitigate this in [1, 81] and in Section 3 below. Baryonic processes can also move around the dark matter and change the shape of the small-scale matter power spectrum; however, they likely affect the shape of the spectrum in a way that differs from alternate dark matter mod-

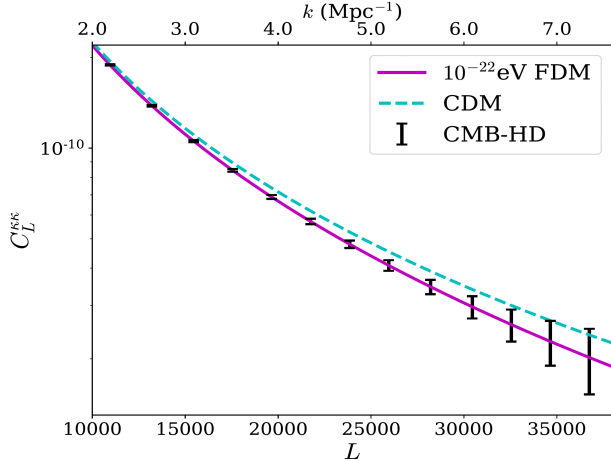


Figure 1: CMB lensing power spectrum for an $m \sim 10^{-22}$ eV FDM model and a CDM model. The error bars correspond to observations with $0.5\mu\text{K}$ -arcmin CMB noise in temperature and 15 arcsecond resolution over 50% of the sky. Reionization kSZ has also been included as a foreground here. **Given these errors, one can distinguish between CDM and a suppression of structure below $10^9 M_\odot$ with a significance of about 8σ .**

els [81, 84–88]. Comparing the matter power spectrum of multiple hydrodynamic simulations, each with different baryonic prescriptions, suggests there may be a finite set of ways that baryons can change the shape of the spectrum, characterized by just a few free parameters [88]. Given that, one can use the shape of the power spectrum to distinguish between dark matter models and baryonic effects. In any case, this measurement would be a clean measurement of the matter power spectrum on these scales, free of baryonic tracers. It would greatly limit the allowed models of dark matter and baryonic physics, shedding light on dark-matter properties and galaxy evolution.

New Light Species: The light from the CMB still has more to tell us about the inventory of particles that existed in the Universe right back to the Big Bang. This is because any light particles (with masses less than 0.1 eV) that were in thermal equilibrium with the known standard-model particles, at any time in the early Universe, would have left an imprint on the CMB. Even one new species of particle as described above, would change the effective number of light particles, N_{eff} , by as much as $\sigma(N_{\text{eff}}) = 0.027$ away from the standard model value (assuming no significant dilution by new states beyond the standard model particle content) [89]. If these light particles interact only very weakly, we may never see them in laboratory experiments, and astronomical measurements may provide the only avenue for their detection. This is particularly important because many dark matter models predict new light thermal particles [90, 91], and recent short-baseline neutrino experiments have found puzzling results possibly suggesting new neutrino species [92, 93].

In Table 1, we show that CMB-HD can achieve $\sigma(N_{\text{eff}}) = 0.014$, which would cross the critical threshold of 0.027. This would potentially rule out or find evidence for new light thermal particles with 95% confidence level. We note that delensing the CMB spectra can modestly improve the N_{eff} constraints beyond this [94, 95], and including the effect of Rayleigh scattering can potentially have a significant impact (e.g. 25% improvement with the inclusion of the 280/350 GHz frequency channels) [96, 97]. By combining the CMB-HD primordial CMB measurements with the CMB-HD measurement of the small-scale matter power spectrum discussed above, we can also potentially gain a factor of two improvement on $\sigma(N_{\text{eff}})$, subject to improvements in modelling the nonlinear matter power up to $k \sim 0.4 h\text{Mpc}^{-1}$ [98]. Removal of foregrounds is important for achieving these constraints, and we discuss paths to do so in [1] and in Section 3 below; we note here that the high-angular resolution and multiple frequency channels of CMB-HD, spanning 30 to 350 GHz, help make the necessary foreground cleaning possible. The combination of above improvements to the nominal forecast in Table 1, could potentially rule out or find evidence for new light thermal particles at the 99% confidence level.

Inflation: A fundamental question is what happened right at the Big Bang, and how did the structure we see (galaxies, planets, us) arise out of the homogeneous soup of the newborn Universe. Inflation is one compelling idea in which the Universe underwent a period of superluminal expansion a fraction of a second after the Big Bang; this expansion stretched out microscopic quantum fluctuations and froze them into the fabric of spacetime as macroscopic density fluctuations, seeding the structure we see today. However, we have no direct evidence that inflation actually occurred.

One prediction of inflation is that fluctuations of the quantum particle carrying gravity created gravitational waves that later got imprinted in the CMB. We can detect this imprint by looking for a well-defined signal in the polarized CMB light, in particular in the large-scale CMB B-mode fluctuations. The amplitude of this primordial B-mode fluctuation is given by the parameter r , and a number of well-motivated models predict $r \sim 3 \times 10^{-3}$; thus $\sigma(r) < 5 \times 10^{-4}$ has become a desired target to definitively rule them out [89]. However, to reach this target using a ground-based experiment requires removing the CMB B-mode fluctuations from gravitational lensing. In particular, for this $\sigma(r)$ target, one must remove 90% of the lensing B-mode power, leaving only 10% remaining. *Table 1 shows that CMB-HD is easily able to reach this $A_{\text{lens}} = 0.1$ target.*

In addition, inflation predicts the primordial CMB has small non-Gaussian fluctuations that can be characterized by a parameter called f_{NL} [99]. Reaching a target of $\sigma(f_{\text{NL}}) < 1$ would rule out a wide class of multi-field inflation models, shedding light on how inflation happened [100–105]. By combining the kSZ signal from CMB-HD, which is discussed in more detail in Section 2.2, with an overlapping galaxy survey such as LSST, *Table 1 shows that one can cross this critical threshold, achieving $\sigma(f_{\text{NL}}) = 0.26$.* This cross-correlation could also resolve the physical nature of several statistical anomalies in the primary CMB [106] that may suggest new physics during inflation (see Ref. [107] for a review), and provide constraints on the state of the Universe before inflation [108].

2.2 Astrophysics

Evolution of Gas: A fundamental question in astrophysics is: how did galaxies form? A critical advance in answering this question would be measuring the density, pressure, temperature, and velocity of the gas in and around dark matter halos out to $z \sim 2$ and with masses below $10^{12} M_{\odot}$. This is because the gas in these halos reflects the impact of feedback processes and mergers, and it serves as a reservoir enabling star formation. However, to date we have not had such measurements over a statistically significant sample.

CMB-HD would open this new window by measuring the tSZ and kSZ effects with high-resolution and low-noise over half the sky (for a recent SZ review see [109]). The tSZ signal is a measure of the thermal pressure of ionized gas in and around dark matter halos [110]. The kSZ signal measures the gas momentum density [111]. The combination of both tSZ and kSZ measurements, with low-noise and high-resolution across CMB-HD frequencies, would *allow CMB-HD to separately measure the gas density, pressure, temperature, and velocity profiles of the gas, as a function of halo mass and redshift* [112–114]. As seen in Figure 2, this would probe thermal, non-thermal, and non-equilibrium processes associated with cosmic accretion, merger dynamics, and energy feedback from stars and supermassive black holes, and their impact on the gas [115–119].

Measuring the tSZ effect is also an effective way to *find* new galaxy clusters and groups, as has been well-demonstrated over the past decade [120–122]. Millimeter-wave SZ measurements have an advantage over X-ray measurements in probing gas physics because the SZ signals are proportional to the gas density (not density squared) and the brightness of the signals are redshift indepen-

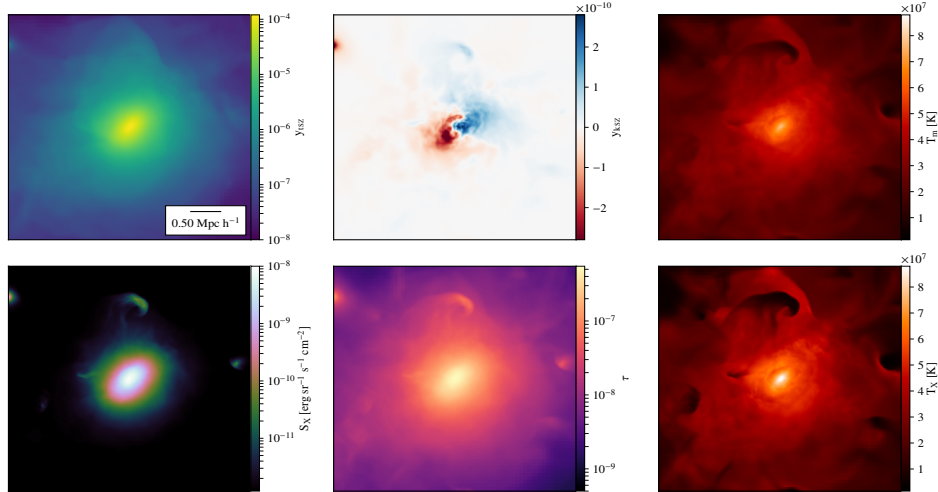


Figure 2: SZ signals of a merging galaxy cluster extracted from the *Omega500* cosmological hydrodynamical simulation [127]; for comparison some X-ray quantities are shown. Here is the tSZ signal (top-left), kSZ signal (top-middle), projected mass-weighted temperature (top-right), X-ray surface brightness (bottom-left), electron opacity (bottom-middle), and projected X-ray temperature (bottom-right). **The combination of tSZ and kSZ measurements from CMB-HD allows one to separate the pressure, density, temperature, and velocity profiles of the gas [112–114].**

dent; this makes SZ measurements a powerful probe of the gas in the outskirts of galaxy clusters, and in low-mass and high-redshift halos. CMB-HD will push halo-finding to lower masses and higher redshifts, allowing direct imaging of systems where X-ray observations would require prohibitively long integration times. By stacking the tSZ-detected halos, CMB-HD enables probing the gas physics in and around halos out to $z \sim 2$ and with masses below $10^{12} M_{\odot}$. The circumgalactic reservoirs of $10^{12} M_{\odot}$ (Milky-Way-mass) halos are predicted by multiple simulations, such as EAGLE and Illustris-TNG, to be intimately linked to the appearance of, and activity within, the galaxy [123–126]. These and other simulations find that galactic star-formation rates, colors, and morphologies are inextricably linked not only to the mass in the circumgalactic medium, but also to the location of baryons ejected beyond $R_{200,c}$, which can be uniquely constrained by CMB-HD. Thus the science gain of such measurements is a more complete understanding of galaxy cluster astrophysics, the physics of the intergalactic and circumgalactic medium, and galaxy evolution.

Planetary Studies: The complete inventory of planets, dwarf planets, and asteroids in our own Solar System remains an open question. CMB-HD can open a new discovery space in our outer Solar System by detecting undiscovered Solar System bodies via their thermal flux and parallactic motion [128]. Objects close to the Sun are normally detected via optical observations, which are sensitive to the bodies’ reflected light from the Sun. However, objects also have internal heat that is emitted at millimeter wavelengths. Since the flux from reflected light falls faster with distance than directly sourced emission, CMB-HD has an advantage over optical surveys in finding objects in the far Solar System [129]. In particular, CMB-HD could detect dwarf-size planets hundreds of AU from the Sun, and Earth-sized planets thousands of AU from the Sun. In combination with optical measurements, CMB-HD would allow large population studies of the sizes and albedos of these objects [130]. In addition, whether our Solar System, and exo-solar systems in general, possess an Oort cloud is still unknown. The low-noise and high-resolution of CMB-HD would enable the detection of exo-Oort clouds around other stars, opening a new window on planetary studies.

Transient Sky: CMB-HD will survey half the sky with roughly daily cadence. The daily maps will have a noise sensitivity of about 1 mJy. Thus CMB-HD will have excellent sensitivity to bright time-variable and transient sources in the sky [131]. For example, CMB-HD will detect of order 100 on-axis long gamma-ray bursts (LGRBs) [132]. These LGRBs often are bright in the millimeter weeks before they peak in the radio, and the additional frequency coverage can help characterize their shock behavior [133]. Blazars, jet-dominated active galactic nuclei, are bright in the millimeter and vary significantly at about 100 GHz on week timescales [134–136]. Novae, repeating thermonuclear explosions of accreting white dwarfs, are also millimeter-bright, with expected rates of about ten per year in our Galaxy. CMB-HD will provide unique insight into the geometry of blazars and novae by providing polarization flux and variability information for these systems [137, 138]. In addition, some neutron star mergers may be seen and localized first in the millimeter band [139]. The CMB-HD survey would thus provide useful follow-up of LIGO/Virgo triggers, and could provide blind detections of these events [131]. *The intent of the CMB-HD project is to provide to the astronomy community weekly maps of the CMB-HD survey footprint, filtered to keep only small scales, and with a reference map subtracted to make variability apparent.*

3 Technical Overview: Measurement Requirements

The measurement requirements are driven by the dark matter and new light species science targets, since those targets set the most stringent requirements. All the other science targets benefit from and prefer these same measurement requirements, since there are no science targets that pull the requirements in opposing directions. This results in a fortunate confluence between the science targets presented above and the measurement requirements that can achieve them.

Sky Area: Both the dark matter and new light species science targets prefer the widest sky area achievable from the ground, given fixed observing time [1, 89]. For the dark matter science case, the inclusion of the kSZ foregrounds is what makes wider sky areas preferable over smaller ones [1]. In addition, the non-Gaussianity inflation science target, searches for planets and dwarf planets, and probing the transient sky all benefit from the largest sky areas possible. In practice, this is about 50% of the sky, achievable from the demonstrated site of the Atacama Desert in Chile.

Resolution: The resolution is set by the dark matter science target of measuring the matter power spectrum on comoving scales of $k \sim 10h\text{Mpc}^{-1}$ (these scales collapsed to form masses below $10^9 M_\odot$ today). Since CMB lensing is most sensitive to structures at $z \sim 2$ (comoving distance away of 5000 Mpc), we need to measure a maximum angular scale of $\ell \sim kX \sim 35,000$. This gives a required resolution of about 15 arcseconds at 150 GHz ($\ell = \pi/\text{radians}$), translating to a 30-meter telescope. In addition, foreground cleaning will be essential, and the most dominant foreground will be extragalactic star-forming galaxies, i.e. the Cosmic Infrared Background (CIB). Figure 3 shows that removing the sources detected at 3σ at 280 GHz with a 30-meter dish (flux cut of about 0.2 mJy [140]) from the 150 GHz maps (flux cut of 0.04 mJy [141]) lowers the CIB power at 150 GHz to below $0.5\mu\text{K-arcmin}$. A resolution of 15 arcsecond is also needed to measure the profiles of the gas in halos and to separate extragalactic radio and star-forming galaxies from the gas signal. To obtain a census of objects in the outer Solar System, we note that the parallactic motion of objects 10,000 AU away from the Sun is about 40 arcseconds in a year, also requiring this minimum resolution to detect the motion across a few resolution elements.

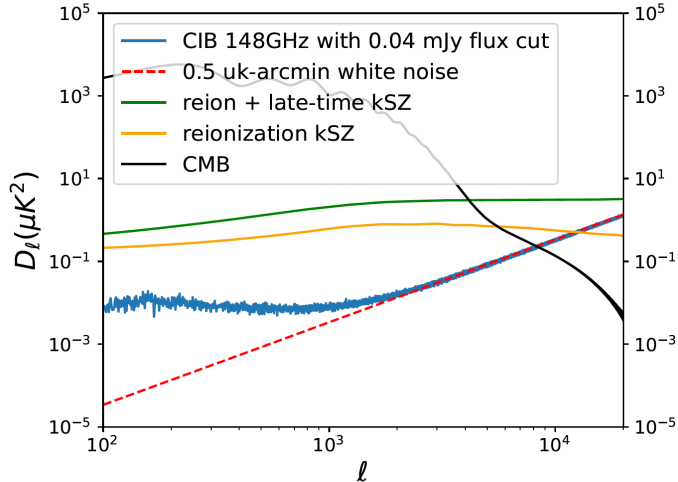


Figure 3: Shown are the CMB temperature power spectrum (black solid) and relevant foregrounds at 150 GHz. The foregrounds are the kSZ effect from the epoch of reionization (orange), reionization kSZ plus the late-time kSZ effect (green), and the CIB (after removing sources above a flux of 0.04 mJy). The CIB flux cut, enabled by frequency channels between 100 and 350 GHz and the 30-meter dish, brings the CIB to the level of $0.5 \mu\text{K-arcmin}$ (dashed red) on small scales.

Sensitivity: The sensitivity is driven by the dark matter science target. In order to measure at the 5σ -level a deviation from the CDM-only prediction of the matter power spectrum that matches claimed observations of suppressed structure, and conservatively assuming one cannot remove any of the kSZ foregrounds shown in Figure 3, requires keeping the noise subdominant to the kSZ foregrounds out to $\ell \sim 25,000$. This requires $0.5 \mu\text{K-arcmin}$ noise in temperature ($0.7 \mu\text{K-arcmin}$ in polarization) in a combined 90/150 GHz channel. Assuming removal of the late-time kSZ component with an overlapping galaxy survey like LSST, an 8σ deviation from the CDM-only prediction can be seen (see Table 1 and Figure 1). Conveniently, this sensitivity level also allows one to cross critical thresholds, achieving $\sigma(N_{\text{eff}}) = 0.014$ and $\sigma(f_{\text{NL}}) = 0.26$, as well as to delens 50% of the sky to $A_{\text{lens}} = 0.1$, a level necessary for reaching $\sigma(r) < 5 \times 10^{-4}$ from a ground-based experiment.

Largest Angular Scale: By the time CMB-HD has first light, data from the Simons Observatory (SO) [142], which will have first light in 2021, will already exist and be public. SO will measure temperature and E-mode maps over half the sky to the sample variance limit in the multipole range of 30 to 3000 for temperature and 30 to 2000 for E-modes. SO will also measure these scales at six different frequencies spanning 30 to 280 GHz. Thus there is no need for CMB-HD to reimage these modes. Therefore the largest angular scale CMB-HD needs to measure is driven by measuring B-modes, and in particular being able to remove lensing B-modes to the level of $A_{\text{lens}} = 0.1$. This requires the largest scale CMB-HD needs to image to be about 10 arcminutes ($\ell \sim 1000$).

Frequency Coverage: The frequency coverage is driven by needing most of the sensitivity in the frequency window that is most free from extragalactic foregrounds, namely 90 to 150 GHz. Modern detectors can observe at two frequencies simultaneously [143–145], so we assume we can split closely spaced frequency bands, further helping to remove frequency-dependent foregrounds. We also require frequency coverage at 30/40 GHz to remove emission from radio galaxies and at 220/280 GHz to remove emission from dusty galaxies and to cover the null frequency of the tSZ signal (at 220 GHz). Foreground optimization studies done for SO have found optimal ratios of noise levels given their six frequency channels, which if extrapolated to CMB-HD would require noise levels in temperature maps of 6.5/3.4, 0.73/0.79, and 2/4.6 $\mu\text{K-arcmin}$ for the 30/40, 90/150, and 220/280 GHz channels respectively. In addition, we require a 280/350 GHz channel in order to better exploit the Rayleigh scattering effect for improving the N_{eff} constraint [96, 97], and in order to remove the main foreground (the CIB). To clean the CIB to the level shown in Figure 3 by removing 3σ sources requires a 280/350 GHz channel with about 3.25 $\mu\text{K-arcmin}$ combined noise.

4 Technical Overview: Instrument Requirements

Given the measurement requirements above needed to achieve the science targets, the following instrument specifications below are required.

Site: The required sky area and sensitivity make Cerro Toco in the Atacama Desert the best site for CMB-HD. An instrument at this site can observe the required 50% of the sky; in contrast, an instrument at the South Pole can see a maximum of 6% of the sky. The sensitivity requirement of $0.5 \mu\text{K-arcmin}$ also requires locating CMB-HD at a high, dry site with low precipitable water vapor to minimize the total number of detectors needed. No site within the U.S. has a suitable atmosphere. While a higher site than Cerro Toco, such as Cerro Chajnantor in the Atacama Desert, might reduce the detector count further, that may not outweigh the increased cost of the higher site.

Detectors: To reach the required sensitivity levels of 6.5/3.4, 0.73/0.79, and 2/4.6 $\mu\text{K-arcmin}$ for the 30/40, 90/150, and 220/280 GHz channels respectively, requires scaling down the SO goal noise levels by a factor of 8 [142]. SO, which is at the same site as CMB-HD, requires 30,000 detectors to achieve its sensitivity levels [142]. Since the noise level scales as $\sqrt{N_{\text{det}}}$, CMB-HD requires 1.9 million detectors to reach a factor of 8 lower noise than SO across all frequencies. An extra 280/350 GHz channel with 3.25 $\mu\text{K-arcmin}$ noise increases the detector count to 2.4 million. This assumes a 5-year survey and 20% observing efficiency, as also assumed by SO.

Telescope Dish Size: To achieve the required resolution of 15 arcseconds at about 100 GHz requires a telescope dish size of about 30-meters. The foreground cleaning discussed above also necessitates a 30-meter dish for the frequencies above 100 GHz, out to at least 350 GHz.

5 Technical Overview: Instrument Design

5.1 Baseline Instrument

The CMB-HD telescope cameras will hold 600,000 pixels. Each pixel will have two frequency bands and two polarizations for a total of 2.4 million detectors. We assume in the baseline design horn-fed TES detectors, however, MKIDS may also be a viable detector technology, which could reduce the cost significantly. There will be four frequency band pairs: 30/40, 90/150, 220/280, 280/350 GHz. The distribution of detectors per frequency for the first three band pairs will follow the ratios adopted by SO, and achieve the noise levels given above.

For systematic control, the baseline design is an off-axis telescope. We use a crossed Dragone design because it has a larger field-of-view (fov) than Gregorian or Cassegrain telescopes. Although the crossed Dragone design has a far larger secondary mirror, as shown in Figure 4, with the use of correcting cold optics extremely large fovs are possible. Simple calculations indicate that with efficient focal plane use ($> 50\%$) it could be possible to fit all the detectors in one telescope. However, given the number of receivers required, the baseline design consists of two telescopes.

For a baseline receiver we adopt a design similar to that for CCAT-prime and SO. Multiple sets of cold silicon lenses re-image the telescope focal plane while adding a 1K lyot stop, baffles for control of stray light, and cold blocking and bandpass filters. For SO and CCAT-prime these are housed in a single cryostat. However, for a telescope the size CMB-HD it makes sense to group them into a number of cryostats; a single cryostat many meters across is hard to build and impractical to transport and maintain. In addition, recent advances in low loss silicon [146] could allow a warm first lens, and in that case the packing density of tubes could become far greater [147], allowing for smaller cheaper cryostats.

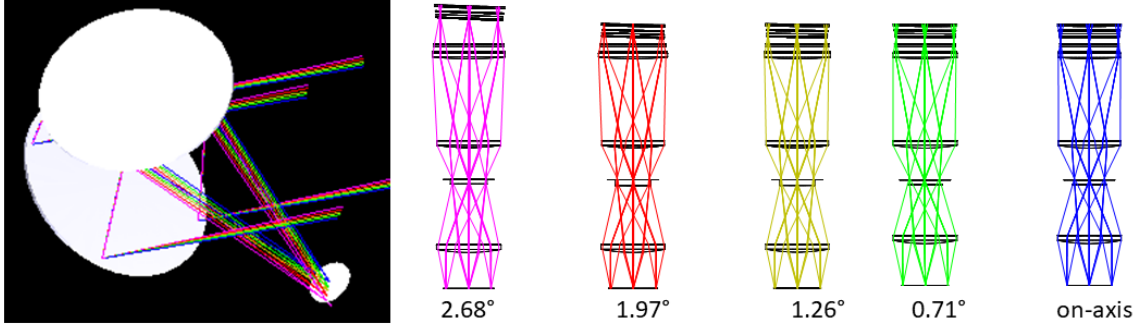


Figure 4: A possible design for the optics would be a crossed Dragone design similar to that chosen for SO and CCAT-prime. Although challenging to build, a 30-meter version of this particular design offers a diffraction limited field of view out to $r = 0.8$ degrees at 150 GHz at the secondary focus, and, with correcting optics such as those shown on the right, diffraction limited beams can be achieved out past a radius of 2.68 degrees at 150 GHz and even further at lower frequencies. These particular designs are limited by the largest silicon optics currently available (45 cm) and could be grouped together in multiple cryostats in order to ensure less down time and greater flexibility.

5.2 Cost Estimates and Technology Drivers

The CMB-HD instrument and site cost is shown in Table 2 with 2019 estimates. Most of the cost is in fabricating the detectors. For detector cost comparison, CMB-HD will have a factor of 4.8 more detectors than the proposed CMB-S4 experiment (2400k for \$960 million versus 500k for \$200 million). However, there are two avenues that could potentially reduce this cost. One is that over the next several years, as upcoming experiments such as SO require tens of thousands of detectors, the mass production of detectors may drop the cost. The other is that MKIDS, a detector technology alternate to TES devices, are currently being tested on-sky at millimeter wavelengths [148]. If MKID detector technology matches in practice to its promise, then the detector cost may drop by a factor of a few. Two 30-meter off-axis, crossed Dragone telescopes are costed at \$400 million. *The unprecedented sensitivity and resolution of CMB-HD opens up vast uncharted territory in the millimeter-wave sky, and is a clear leap beyond currently funded ground-based CMB experiments.*

6 Data Analysis and Products

A major effort of the collaboration team will be the creation of data analysis software pipelines as well as simulations to verify these pipelines. The core project deliverables, after a modest proprietary period, will be well-characterized maps at each frequency from which the broader science community can derive a range of science results. Other project deliverables will be the power spectra, covariance matrices, likelihood functions, and Monte Carlo simulation sets. The project also intends to provide the astronomy community with weekly maps of the CMB-HD survey footprint, filtered to keep only small scales, and with a reference map subtracted to make variability apparent.

\$960 million	2.4 million detectors (600k pixels) and their readout
\$400 million	Two 30-meter off-axis crossed Dragone telescopes
\$100 million	Project management
\$ 50 million	Cerro Toco site in the Atacama Desert
\$1.51 billion	Total cost

Table 2: Cost of CMB-HD Instrumentation and Construction

7 CMB-HD Project

Vision statement: One day, we will know how the Universe began, what is in it, and where it is going.

Mission statement: To further humanity’s understanding of the Universe. To build a culture of caring, connection, responsibility, and trust within the project team. To share the excitement of science with the public.

7.1 Project Philosophy

With endeavors as ambitious as CMB-HD, which can be a source of national pride and which can radically alter our understanding of the Universe and our place within it, it is important to articulate the founding intention and develop the project in alignment with that. As stated in the vision statement above, the aspirational goal of the CMB-HD project is to answer questions asked by every human, namely: “What is the Universe we live in, how did it start, and how will it progress?” To accomplish this, the CMB-HD project’s mission is to further our knowledge of the Universe on many fronts. In addition, the process of getting there is just as important. The CMB-HD philosophy is that engaged teams are more productive and creative, and that engaged teams are created when leaders have fostered a culture of caring, connection, responsibility, and trust. This philosophy will drive the collaboration structure and all project interactions. The CMB-HD team also recognizes that thirst for knowledge about our Universe is universal, and that it is a privilege to be on the front lines of exploration. Therefore, part of the mission of the CMB-HD project is to communicate and share the excitement of scientific discovery with the broader public.

7.2 Organization, Partnerships, and Current Status

The CMB-HD collaboration was recently formed and is open to the entire U.S. science community. International partners are welcome. We recognize the CMB-S4 Membership Policy and the Simons Observatory Publication Policy as good starting documents to build from (both of which were co-drafted by the CMB-HD primary contact). We will draft the governance policy in full transparency and consultation with the CMB-HD collaboration, building on the CMB-community-led work that informed the CMB-S4 Governance Policy, and being open to aspects that can be improved.

8 Synergies with Other Millimeter-Wave Proposals

We recognize that there exists common ground with both the CMB-S4 and AtLAST project proposals [89, 149], and potential synergistic opportunities. We also note that CMB-HD can achieve many of the science goals of the original CCAT 25-meter proposal [150], which was highly ranked in the Astro2010 Decadal but not pursued. Although CMB-HD does not extend as high as CCAT into the submillimeter, with 350 GHz being the highest channel, CMB-HD’s much higher sensitivity as compared to CCAT uniquely enables the science described above.

9 Summary

CMB-HD is an ambitious leap beyond previous and upcoming ground-based millimeter-wave experiments. It will allow us to cross critical measurement thresholds and definitively answer pressing questions in astrophysics and fundamental physics of the Universe. The CMB-HD project also recognizes the productivity benefit of an engaged collaboration, and is committed to fostering a culture that enables this. The CMB-HD survey will be made publicly available, and the project will prioritize usability and accessibility of the data by the broader scientific community.

Affiliations

- ¹ Flatiron Institute
- ² École Normale Supérieure, Paris, France
- ³ University of Bonn
- ⁴ The University of Texas at Austin
- ⁵ Arizona State University
- ⁶ University of Louvain, Belgium
- ⁷ University of Namur, Belgium
- ⁸ Harvard University
- ⁹ University of New Mexico
- ¹⁰ Max Planck Institute for Astrophysics
- ¹¹ University of Pennsylvania
- ¹² NASA/Goddard Space Flight Center
- ¹³ Lawrence Berkeley National Laboratory
- ¹⁴ University of California, San Diego
- ¹⁵ Stony Brook University
- ¹⁶ Pennsylvania State University
- ¹⁷ University of Illinois at Urbana-Champaign
- ¹⁸ Columbia University
- ¹⁹ York University
- ²⁰ Perimeter Institute
- ²¹ UK Astronomy Technology Centre
- ²² University of Cambridge
- ²³ Southern Methodist University
- ²⁴ European Southern Observatory
- ²⁵ Yale University
- ²⁶ Cambridge University
- ²⁷ University of California, Berkeley
- ²⁸ Cornell University
- ²⁹ University of Colorado
- ³⁰ University of Southern California
- ³¹ Brookhaven National Laboratory
- ³² Canadian Institute for Theoretical Astrophysics

References

- [1] N. Sehgal, H. N. Nguyen, J. Meyers, M. Munchmeyer, T. Mroczkowski, L. Di Mascolo, et al. Science from an Ultra-Deep, High-Resolution Millimeter-Wave Survey. *arXiv e-prints*, March 2019. [arXiv:1903.03263](https://arxiv.org/abs/1903.03263).
- [2] F. Zwicky. On the Masses of Nebulae and of Clusters of Nebulae. *ApJ*, 86:217, October 1937. [doi:10.1086/143864](https://doi.org/10.1086/143864).
- [3] V. C. Rubin and W. K. Ford, Jr. Rotation of the Andromeda Nebula from a Spectroscopic Survey of Emission Regions. *ApJ*, 159:379, February 1970. [doi:10.1086/150317](https://doi.org/10.1086/150317).
- [4] J. P. Ostriker, P. J. E. Peebles, and A. Yahil. The size and mass of galaxies, and the mass of the universe. *ApJL*, 193:L1–L4, October 1974. [doi:10.1086/181617](https://doi.org/10.1086/181617).
- [5] D. Fabricant, M. Lecar, and P. Gorenstein. X-ray measurements of the mass of M87. *ApJ*, 241:552–560, October 1980. [doi:10.1086/158369](https://doi.org/10.1086/158369).
- [6] Neta A. Bahcall, Lori M. Lubin, and Victoria Dorman. Where is the Dark Matter? *ApJ*, 447:L81, Jul 1995. [arXiv:astro-ph/9506041](https://arxiv.org/abs/astro-ph/9506041), [doi:10.1086/309577](https://doi.org/10.1086/309577).
- [7] Douglas Clowe, Maruša Bradač, Anthony H. Gonzalez, Maxim Markevitch, Scott W. Randall, Christine Jones, et al. A Direct Empirical Proof of the Existence of Dark Matter. *ApJ*, 648:L109–L113, September 2006. [arXiv:astro-ph/0608407](https://arxiv.org/abs/astro-ph/0608407), [doi:10.1086/508162](https://doi.org/10.1086/508162).
- [8] Planck Collaboration, N. Aghanim, Y. Akrami, M. Ashdown, J. Aumont, C. Baccigalupi, et al. Planck 2018 results. VI. Cosmological parameters. *arXiv e-prints*, page arXiv:1807.06209, July 2018. [arXiv:1807.06209](https://arxiv.org/abs/1807.06209).
- [9] Pedro Colín, Vladimir Avila-Reese, and Octavio Valenzuela. Substructure and Halo Density Profiles in a Warm Dark Matter Cosmology. *ApJ*, 542:622–630, October 2000. [arXiv:astro-ph/0004115](https://arxiv.org/abs/astro-ph/0004115), [doi:10.1086/317057](https://doi.org/10.1086/317057).
- [10] Paul Bode, Jeremiah P. Ostriker, and Neil Turok. Halo Formation in Warm Dark Matter Models. *ApJ*, 556:93–107, July 2001. [arXiv:astro-ph/0010389](https://arxiv.org/abs/astro-ph/0010389), [doi:10.1086/321541](https://doi.org/10.1086/321541).
- [11] Celine Boehm, Alain Riazuelo, Steen H. Hansen, and Richard Schaeffer. Interacting dark matter disguised as warm dark matter. *Phys. Rev. D*, 66:083505, 2002. [arXiv:astro-ph/0112522](https://arxiv.org/abs/astro-ph/0112522), [doi:10.1103/PhysRevD.66.083505](https://doi.org/10.1103/PhysRevD.66.083505).
- [12] Celine Boehm and Richard Schaeffer. Constraints on dark matter interactions from structure formation: Damping lengths. *Astron. Astrophys.*, 438:419–442, 2005. [arXiv:astro-ph/0410591](https://arxiv.org/abs/astro-ph/0410591), [doi:10.1051/0004-6361:20042238](https://doi.org/10.1051/0004-6361:20042238).
- [13] Matteo Viel, Julien Lesgourgues, Martin G. Haehnelt, Sabino Matarrese, and Antonio Riotto. Constraining warm dark matter candidates including sterile neutrinos and light gravitinos with WMAP and the Lyman- α forest. *Phys. Rev. D*, 71:063534, March 2005. [arXiv:astro-ph/0501562](https://arxiv.org/abs/astro-ph/0501562), [doi:10.1103/PhysRevD.71.063534](https://doi.org/10.1103/PhysRevD.71.063534).
- [14] Michael S. Turner. Coherent scalar-field oscillations in an expanding universe. *Phys. Rev. D*, 28:1243–1247, Sep 1983. URL: <https://link.aps.org/doi/10.1103/PhysRevD.28.1243>, [doi:10.1103/PhysRevD.28.1243](https://doi.org/10.1103/PhysRevD.28.1243).
- [15] William H. Press, Barbara S. Ryden, and David N. Spergel. Single mechanism for generating large-scale structure and providing dark missing matter. *Phys. Rev. Lett.*, 64:1084–1087, Mar 1990.

- URL: <https://link.aps.org/doi/10.1103/PhysRevLett.64.1084>,
doi:10.1103/PhysRevLett.64.1084.
- [16] Sang-Jin Sin. Late-time phase transition and the galactic halo as a bose liquid. *Phys. Rev. D*, 50:3650–3654, Sep 1994. URL: <https://link.aps.org/doi/10.1103/PhysRevD.50.3650>, doi:10.1103/PhysRevD.50.3650.
- [17] Wayne Hu, Rennan Barkana, and Andrei Gruzinov. Fuzzy cold dark matter: The wave properties of ultralight particles. *Phys. Rev. Lett.*, 85:1158–1161, Aug 2000. URL: <https://link.aps.org/doi/10.1103/PhysRevLett.85.1158>, doi:10.1103/PhysRevLett.85.1158.
- [18] J. Goodman. Repulsive dark matter. *New A.*, 5:103–107, April 2000. [arXiv:astro-ph/0003018](https://arxiv.org/abs/astro-ph/0003018), doi:10.1016/S1384-1076(00)00015-4.
- [19] P. J. E. Peebles. Fluid dark matter. *The Astrophysical Journal*, 534(2):L127–L129, may 2000. URL: <https://doi.org/10.1086%2F312677>, doi:10.1086/312677.
- [20] Luca Amendola and Riccardo Barbieri. Dark matter from an ultra-light pseudo-Goldstone-boson. *Physics Letters B*, 642:192–196, November 2006. [arXiv:hep-ph/0509257](https://arxiv.org/abs/hep-ph/0509257), doi:10.1016/j.physletb.2006.08.069.
- [21] Hsi-Yu Schive, Tzihong Chiueh, and Tom Broadhurst. Cosmic structure as the quantum interference of a coherent dark wave. *Nature Physics*, 10:496–499, July 2014. [arXiv:1406.6586](https://arxiv.org/abs/1406.6586), doi:10.1038/nphys2996.
- [22] David J. E. Marsh. Axion cosmology. *Phys. Rep.*, 643:1–79, July 2016. [arXiv:1510.07633](https://arxiv.org/abs/1510.07633), doi:10.1016/j.physrep.2016.06.005.
- [23] E. D. Carlson, M. E. Machacek, and L. J. Hall. Self-interacting dark matter. *ApJ*, 398:43–52, October 1992. doi:10.1086/171833.
- [24] David N. Spergel and Paul J. Steinhardt. Observational evidence for self-interacting cold dark matter. *Phys. Rev. Lett.*, 84:3760–3763, Apr 2000. URL: <https://link.aps.org/doi/10.1103/PhysRevLett.84.3760>, doi:10.1103/PhysRevLett.84.3760.
- [25] Mark Vogelsberger, Jesus Zavala, and Abraham Loeb. Subhaloes in self-interacting galactic dark matter haloes. *MNRAS*, 423:3740–3752, July 2012. [arXiv:1201.5892](https://arxiv.org/abs/1201.5892), doi:10.1111/j.1365-2966.2012.21182.x.
- [26] Cora Dvorkin, Kfir Blum, and Marc Kamionkowski. Constraining Dark Matter-Baryon Scattering with Linear Cosmology. *Phys. Rev.*, D89(2):023519, 2014. [arXiv:1311.2937](https://arxiv.org/abs/1311.2937), doi:10.1103/PhysRevD.89.023519.
- [27] A. Bastidas Fry, F. Governato, A. Pontzen, T. Quinn, M. Tremmel, L. Anderson, et al. All about baryons: revisiting SIDM predictions at small halo masses. *MNRAS*, 452:1468–1479, September 2015. [arXiv:1501.00497](https://arxiv.org/abs/1501.00497), doi:10.1093/mnras/stv1330.
- [28] Oliver D. Elbert, James S. Bullock, Shea Garrison-Kimmel, Miguel Rocha, Jose Oñorbe, and Annika H. G. Peter. Core formation in dwarf haloes with self-interacting dark matter: no fine-tuning necessary. *MNRAS*, 453:29–37, October 2015. [arXiv:1412.1477](https://arxiv.org/abs/1412.1477), doi:10.1093/mnras/stv1470.
- [29] Manoj Kaplinghat, Sean Tulin, and Hai-Bo Yu. Dark matter halos as particle colliders: Unified solution to small-scale structure puzzles from dwarfs to clusters. *Phys. Rev. Lett.*, 116:041302, Jan

2016. URL: <https://link.aps.org/doi/10.1103/PhysRevLett.116.041302>, doi:10.1103/PhysRevLett.116.041302.
- [30] Ayuki Kamada, Manoj Kaplinghat, Andrew B. Pace, and Hai-Bo Yu. Self-Interacting Dark Matter Can Explain Diverse Galactic Rotation Curves. *Phys/ Rev. Letters*, 119:111102, September 2017. [arXiv:1611.02716](https://arxiv.org/abs/1611.02716), doi:10.1103/PhysRevLett.119.111102.
- [31] Vera Gluscevic and Kimberly K. Boddy. Constraints on Scattering of keV–TeV Dark Matter with Protons in the Early Universe. *Phys. Rev. Lett.*, 121(8):081301, 2018. [arXiv:1712.07133](https://arxiv.org/abs/1712.07133), doi:10.1103/PhysRevLett.121.081301.
- [32] Kimberly K. Boddy and Vera Gluscevic. First Cosmological Constraint on the Effective Theory of Dark Matter-Proton Interactions. *Phys. Rev.*, D98(8):083510, 2018. [arXiv:1801.08609](https://arxiv.org/abs/1801.08609), doi:10.1103/PhysRevD.98.083510.
- [33] Zack Li, Vera Gluscevic, Kimberly K. Boddy, and Mathew S. Madhavacheril. Disentangling dark physics with cosmic microwave background experiments. *Phys/ Rev. D*, 98:123524, Dec 2018. [arXiv:1806.10165](https://arxiv.org/abs/1806.10165), doi:10.1103/PhysRevD.98.123524.
- [34] Kimberly K. Boddy, Vera Gluscevic, Vivian Poulin, Ely D. Kovetz, Marc Kamionkowski, and Rennan Barkana. A Critical Assessment of CMB Limits on Dark Matter-Baryon Scattering: New Treatment of the Relative Bulk Velocity. 2018. [arXiv:1808.00001](https://arxiv.org/abs/1808.00001).
- [35] Sean Tulin and Hai-Bo Yu. Dark matter self-interactions and small scale structure. *Phys. Rep.*, 730:1–57, February 2018. [arXiv:1705.02358](https://arxiv.org/abs/1705.02358), doi:10.1016/j.physrep.2017.11.004.
- [36] Justin Khoury. Dark Matter Superfluidity. *arXiv e-prints*, page arXiv:1605.08443, May 2016. [arXiv:1605.08443](https://arxiv.org/abs/1605.08443).
- [37] M. Vogelsberger, J. Zavala, F.-Y. Cyr-Racine, C. Pfrommer, T. Bringmann, and K. Sigurdson. ETHOS - an effective theory of structure formation: dark matter physics as a possible explanation of the small-scale CDM problems. *MNRAS*, 460:1399–1416, August 2016. [arXiv:1512.05349](https://arxiv.org/abs/1512.05349), doi:10.1093/mnras/stw1076.
- [38] Francis-Yan Cyr-Racine and Kris Sigurdson. The cosmology of atomic dark matter. *Phys. Rev. D*, 87:103515, 2013. URL: <http://arxiv.org/abs/1209.5752>, [arXiv:1209.5752](https://arxiv.org/abs/1209.5752).
- [39] F.-Y. Cyr-Racine, K. Sigurdson, J. Zavala, T. Bringmann, M. Vogelsberger, and C. Pfrommer. ETHOS – an effective theory of structure formation: From dark particle physics to the matter distribution of the Universe. *Phys/ Rev. D*, 93(12):123527, June 2016. [arXiv:1512.05344](https://arxiv.org/abs/1512.05344), doi:10.1103/PhysRevD.93.123527.
- [40] J. A. Schewtschenko, R. J. Wilkinson, C. M. Baugh, C. Boehm, and S. Pascoli. Dark matter-radiation interactions: the impact on dark matter haloes. *MNRAS*, 449(4):3587–3596, 2015. [arXiv:1412.4905](https://arxiv.org/abs/1412.4905), doi:10.1093/mnras/stv431.
- [41] Rebecca Krall, Francis-Yan Cyr-Racine, and Cora Dvorkin. Wandering in the Lyman-alpha Forest: A Study of Dark Matter-Dark Radiation Interactions. *JCAP*, 1709(09):003, 2017. [arXiv:1705.08894](https://arxiv.org/abs/1705.08894), doi:10.1088/1475-7516/2017/09/003.
- [42] Weishuang Linda Xu, Cora Dvorkin, and Andrew Chael. Probing sub-GeV Dark Matter-Baryon Scattering with Cosmological Observables. *Phys. Rev.*, D97(10):103530, 2018. [arXiv:1802.06788](https://arxiv.org/abs/1802.06788), doi:10.1103/PhysRevD.97.103530.
- [43] Sergey E. Koposov, Andrew R. Casey, Vasily Belokurov, James R. Lewis, Gerard Gilmore, Clare Worley, et al. Kinematics and Chemistry of Recently Discovered Reticulum 2 and Horologium 1

- Dwarf Galaxies. *ApJ*, 811:62, September 2015. [arXiv:1504.07916](#), [doi:10.1088/0004-637X/811/1/62](#).
- [44] A. Drlica-Wagner, K. Bechtol, E. S. Rykoff, E. Luque, A. Queiroz, Y. Y. Mao, et al. Eight Ultra-faint Galaxy Candidates Discovered in Year Two of the Dark Energy Survey. *ApJ*, 813:109, November 2015. [arXiv:1508.03622](#), [doi:10.1088/0004-637X/813/2/109](#).
- [45] N. Menci, A. Merle, M. Totzauer, A. Schneider, A. Grazian, M. Castellano, et al. Fundamental Physics with the Hubble Frontier Fields: Constraining Dark Matter Models with the Abundance of Extremely Faint and Distant Galaxies. *ApJ*, 836:61, February 2017. [arXiv:1701.01339](#), [doi:10.3847/1538-4357/836/1/61](#).
- [46] Andrei Mesinger, Rosalba Perna, and Zoltán Haiman. Constraints on the Small-Scale Power Spectrum of Density Fluctuations from High-Redshift Gamma-Ray Bursts. *ApJ*, 623:1–10, April 2005. [arXiv:astro-ph/0501233](#), [doi:10.1086/428770](#).
- [47] R. S. de Souza, A. Mesinger, A. Ferrara, Z. Haiman, R. Perna, and N. Yoshida. Constraints on warm dark matter models from high-redshift long gamma-ray bursts. *MNRAS*, 432:3218–3227, July 2013. [arXiv:1303.5060](#), [doi:10.1093/mnras/stt674](#).
- [48] Ben Moore, Sebastiano Ghigna, Fabio Governato, George Lake, Thomas Quinn, Joachim Stadel, et al. Dark Matter Substructure within Galactic Halos. *ApJ*, 524:L19–L22, October 1999. [arXiv:astro-ph/9907411](#), [doi:10.1086/312287](#).
- [49] Kathryn V. Johnston and Raymond G. Carlberg. Tidal Debris as a Dark Matter Probe. In Heidi Jo Newberg and Jeffrey L. Carlin, editors, *Tidal Streams in the Local Group and Beyond*, volume 420 of *Astrophysics and Space Science Library*, page 169, January 2016. [arXiv:1603.06602](#), [doi:10.1007/978-3-319-19336-6_7](#).
- [50] R. G. Carlberg. Star Stream Folding by Dark Galactic Subhalos. *ApJ*, 705:L223–L226, November 2009. [arXiv:0908.4345](#), [doi:10.1088/0004-637X/705/2/L223](#).
- [51] D. Erkal and V. Belokurov. Properties of dark subhaloes from gaps in tidal streams. *MNRAS*, 454:3542–3558, December 2015. [arXiv:1507.05625](#), [doi:10.1093/mnras/stv2122](#).
- [52] Jo Bovy. Dynamical Modeling of Tidal Streams. *ApJ*, 795:95, November 2014. [arXiv:1401.2985](#), [doi:10.1088/0004-637X/795/1/95](#).
- [53] Renyue Cen, Jordi Miralda-Escudé, Jeremiah P. Ostriker, and Michael Rauch. Gravitational Collapse of Small-Scale Structure as the Origin of the Lyman-Alpha Forest. *ApJ*, 437:L9, December 1994. [arXiv:astro-ph/9409017](#), [doi:10.1086/187670](#).
- [54] L. Hernquist, N. Katz, D. H. Weinberg, and J. Miralda-Escudé. The Lyman-Alpha Forest in the Cold Dark Matter Model. *ApJL*, 457:L51, February 1996. [arXiv:astro-ph/9509105](#), [doi:10.1086/309899](#).
- [55] Rupert A. C. Croft, David H. Weinberg, Max Pettini, Lars Hernquist, and Neal Katz. The Power Spectrum of Mass Fluctuations Measured from the Ly α Forest at Redshift $z = 2.5$. *ApJ*, 520:1–23, July 1999. [arXiv:astro-ph/9809401](#), [doi:10.1086/307438](#).
- [56] Lam Hui. Recovery of the Shape of the Mass Power Spectrum from the Ly α Forest. *ApJ*, 516:519–526, May 1999. [arXiv:astro-ph/9807068](#), [doi:10.1086/307134](#).
- [57] Matteo Viel, George D. Becker, James S. Bolton, and Martin G. Haehnelt. Warm dark matter as a solution to the small scale crisis: New constraints from high redshift Lyman- α forest data. *Phys/Rev. D*, 88:043502, August 2013. [arXiv:1306.2314](#), [doi:10.1103/PhysRevD.88.043502](#).

- [58] Julien Baur, Nathalie Palanque-Delabrouille, Christophe Yèche, Christophe Magneville, and Matteo Viel. Lyman-alpha forests cool warm dark matter. *Journal of Cosmology and Astro-Particle Physics*, 2016:012, August 2016. [arXiv:1512.01981](#), [doi:10.1088/1475-7516/2016/08/012](#).
- [59] Vid Iršič, Matteo Viel, Martin G. Haehnelt, James S. Bolton, Stefano Cristiani, George D. Becker, et al. New constraints on the free-streaming of warm dark matter from intermediate and small scale Lyman- α forest data. *Phys/ Rev. D*, 96:023522, July 2017. [arXiv:1702.01764](#), [doi:10.1103/PhysRevD.96.023522](#).
- [60] Till Sawala, Carlos S. Frenk, Azadeh Fattahi, Julio F. Navarro, Tom Theuns, Richard G. Bower, et al. The chosen few: the low-mass haloes that host faint galaxies. *MNRAS*, 456:85–97, February 2016. [arXiv:1406.6362](#), [doi:10.1093/mnras/stv2597](#).
- [61] K. A. Oman, J. F. Navarro, A. Fattahi, C. S. Frenk, T. Sawala, S. D. M. White, et al. The unexpected diversity of dwarf galaxy rotation curves. *MNRAS*, 452:3650–3665, October 2015. [arXiv:1504.01437](#), [doi:10.1093/mnras/stv1504](#).
- [62] Lam Hui, Jeremiah P. Ostriker, Scott Tremaine, and Edward Witten. Ultralight scalars as cosmological dark matter. *Phys/ Rev. D*, 95:043541, February 2017. [arXiv:1610.08297](#), [doi:10.1103/PhysRevD.95.043541](#).
- [63] N. Dalal and C. S. Kochanek. Direct Detection of Cold Dark Matter Substructure. *ApJ*, 572:25–33, June 2002. [arXiv:astro-ph/0111456](#), [doi:10.1086/340303](#).
- [64] L. V. E. Koopmans. Gravitational-mass imaging of CDM substructure. *Mon. Not. Roy. Astron. Soc.*, 363:1136, 2005. [arXiv:astro-ph/0501324](#), [doi:10.1111/j.1365-2966.2005.09523.x](#).
- [65] S. Vegetti and L. V. E. Koopmans. Statistics of mass substructure from strong gravitational lensing: quantifying the mass fraction and mass function. *MNRAS*, 400:1583–1592, December 2009. [arXiv:0903.4752](#), [doi:10.1111/j.1365-2966.2009.15559.x](#).
- [66] S. Vegetti, O. Czoske, and L. V. E. Koopmans. Quantifying dwarf satellites through gravitational imaging: the case of SDSSJ120602.09+514229.5. *MNRAS*, 407:225–231, September 2010. [arXiv:1002.4708](#), [doi:10.1111/j.1365-2966.2010.16952.x](#).
- [67] S. Vegetti, L. V. E. Koopmans, A. Bolton, T. Treu, and R. Gavazzi. Detection of a dark substructure through gravitational imaging. *MNRAS*, 408:1969–1981, November 2010. [arXiv:0910.0760](#), [doi:10.1111/j.1365-2966.2010.16865.x](#).
- [68] S. Vegetti, D. J. Lagattuta, J. P. McKean, M. W. Auger, C. D. Fassnacht, and L. V. E. Koopmans. Gravitational detection of a low-mass dark satellite galaxy at cosmological distance. *Nature*, 481:341–343, January 2012. [arXiv:1201.3643](#), [doi:10.1038/nature10669](#).
- [69] Yashar Hezaveh, Neal Dalal, Gilbert Holder, Michael Kuhlen, Daniel Marrone, et al. Dark Matter Substructure Detection Using Spatially Resolved Spectroscopy of Lensed Dusty Galaxies. *Astrophys. J.*, 767:9, 2013. [arXiv:1210.4562](#), [doi:10.1088/0004-637X/767/1/9](#).
- [70] S. Vegetti, L. V. E. Koopmans, M. W. Auger, T. Treu, and A. S. Bolton. Inference of the cold dark matter substructure mass function at $z = 0.2$ using strong gravitational lenses. *MNRAS*, 442:2017–2035, August 2014. [arXiv:1405.3666](#), [doi:10.1093/mnras/stu943](#).
- [71] Yashar D. Hezaveh, Neal Dalal, Daniel P. Marrone, Yao-Yuan Mao, Warren Morningstar, Di Wen, et al. Detection of Lensing Substructure Using ALMA Observations of the Dusty Galaxy SDP.81. *ApJ*, 823:37, May 2016. [arXiv:1601.01388](#), [doi:10.3847/0004-637X/823/1/37](#).

- [72] E. Ritondale, S. Vegetti, G. Despali, M. W. Auger, L. V. E. Koopmans, and J. P. McKean. Low-mass halo perturbations in strong gravitational lenses at redshift $z \sim 0.5$ are consistent with CDM. 2018. [arXiv:1811.03627](#).
- [73] Y. Hezaveh, N. Dalal, G. Holder, T. Kisner, M. Kuhlen, and L. Perreault Levasseur. Measuring the power spectrum of dark matter substructure using strong gravitational lensing. *JCAP*, 11:048, November 2016. [arXiv:1403.2720](#), [doi:10.1088/1475-7516/2016/11/048](#).
- [74] Tansu Daylan, Francis-Yan Cyr-Racine, Ana Diaz Rivero, Cora Dvorkin, and Douglas P. Finkbeiner. Probing the small-scale structure in strongly lensed systems via transdimensional inference. *Astrophys. J.*, 854(2):141, 2018. [arXiv:1706.06111](#), [doi:10.3847/1538-4357/aaaale](#).
- [75] D. Bayer, S. Chatterjee, L. V. E. Koopmans, S. Vegetti, J. P. McKean, T. Treu, et al. Observational constraints on the sub-galactic matter-power spectrum from galaxy-galaxy strong gravitational lensing. 2018. [arXiv:1803.05952](#).
- [76] Ana Diaz Rivero, Francis-Yan Cyr-Racine, and Cora Dvorkin. Power spectrum of dark matter substructure in strong gravitational lenses. *Phys/ Rev. D*, 97:023001, January 2018. [arXiv:1707.04590](#), [doi:10.1103/PhysRevD.97.023001](#).
- [77] S. Chatterjee and L. V. E. Koopmans. The inner mass power spectrum of galaxies using strong gravitational lensing: beyond linear approximation. *MNRAS*, 474:1762–1772, February 2018. [arXiv:1710.03075](#), [doi:10.1093/mnras/stx2674](#).
- [78] Francis-Yan Cyr-Racine, Charles R. Keeton, and Leonidas A. Moustakas. Beyond subhalos: Probing the collective effect of the Universe’s small-scale structure with gravitational lensing. 2018. [arXiv:1806.07897](#).
- [79] Sean Brennan, Andrew J. Benson, Francis-Yan Cyr-Racine, Charles R. Keeton, Leonidas A. Moustakas, and Anthony R. Pullen. Quantifying the power spectrum of small-scale structure in semi-analytic galaxies. *arXiv e-prints*, page arXiv:1808.03501, August 2018. [arXiv:1808.03501](#).
- [80] Ana Díaz Rivero, Cora Dvorkin, Francis-Yan Cyr-Racine, Jesús Zavala, and Mark Vogelsberger. Gravitational Lensing and the Power Spectrum of Dark Matter Substructure: Insights from the ETHOS N-body Simulations. *Phys. Rev.*, D98(10):103517, 2018. [arXiv:1809.00004](#), [doi:10.1103/PhysRevD.98.103517](#).
- [81] H. N. Nguyễn, N. Sehgal, and M. S. Madhavacheril. Measuring the small-scale matter power spectrum with high-resolution CMB lensing. *Phys/ Rev. D*, 99(2):023502, January 2019. [arXiv:1710.03747](#), [doi:10.1103/PhysRevD.99.023502](#).
- [82] Benjamin Horowitz, Simone Ferraro, and Blake D. Sherwin. Reconstructing small-scale lenses from the cosmic microwave background temperature fluctuations. *MNRAS*, 485(3):3919–3929, May 2019. [arXiv:1710.10236](#), [doi:10.1093/mnras/stz566](#).
- [83] Boryana Hadzhiyska, Blake D. Sherwin, Mathew Madhavacheril, and Simone Ferraro. Improving Small-Scale CMB Lensing Reconstruction. *arXiv e-prints*, page arXiv:1905.04217, May 2019. [arXiv:1905.04217](#).
- [84] M. P. van Daalen, J. Schaye, C. M. Booth, and C. Dalla Vecchia. The effects of galaxy formation on the matter power spectrum: a challenge for precision cosmology. *MNRAS*, 415:3649–3665, August 2011. [arXiv:1104.1174](#), [doi:10.1111/j.1365-2966.2011.18981.x](#).
- [85] Alyson M. Brooks, Michael Kuhlen, Adi Zolotov, and Dan Hooper. A Baryonic Solution to the

- Missing Satellites Problem. *ApJ*, 765:22, March 2013. [arXiv:1209.5394](#), [doi:10.1088/0004-637X/765/1/22](#).
- [86] A. Brooks. Re-examining astrophysical constraints on the dark matter model. *Annalen der Physik*, 526:294–308, August 2014. [arXiv:1407.7544](#), [doi:10.1002/andp.201400068](#).
- [87] Aravind Natarajan, Andrew R. Zentner, Nicholas Battaglia, and Hy Trac. Systematic errors in the measurement of neutrino masses due to baryonic feedback processes: Prospects for stage IV lensing surveys. *Phys/ Rev. D*, 90:063516, September 2014. [arXiv:1405.6205](#), [doi:10.1103/PhysRevD.90.063516](#).
- [88] Aurel Schneider, Romain Teyssier, Joachim Stadel, Nora Elisa Chisari, Amandine M. C. Le Brun, Adam Amara, et al. Quantifying baryon effects on the matter power spectrum and the weak lensing shear correlation. *arXiv e-prints*, page arXiv:1810.08629, October 2018. [arXiv:1810.08629](#).
- [89] Kevork N. Abazajian, Peter Adshead, Zeeshan Ahmed, Steven W. Allen, David Alonso, Kam S. Arnold, et al. CMB-S4 Science Book, First Edition. *arXiv e-prints*, page arXiv:1610.02743, October 2016. [arXiv:1610.02743](#).
- [90] Daniel Baumann, Daniel Green, and Benjamin Wallisch. New Target for Cosmic Axion Searches. *Phys. Rev. Lett.*, 117(17):171301, 2016. [arXiv:1604.08614](#), [doi:10.1103/PhysRevLett.117.171301](#).
- [91] Daniel Green and Surjeet Rajendran. The Cosmology of Sub-MeV Dark Matter. *JHEP*, 10:013, 2017. [arXiv:1701.08750](#), [doi:10.1007/JHEP10\(2017\)013](#).
- [92] S. Gariazzo, C. Giunti, and M. Laveder. Light sterile neutrinos in cosmology and short-baseline oscillation experiments. *Journal of High Energy Physics*, 2013:211, Nov 2013. [arXiv:1309.3192](#), [doi:10.1007/JHEP11\(2013\)211](#).
- [93] M. C. Gonzalez-Garcia. Neutrino Masses and Mixing: A Little History for a Lot of Fun. *arXiv e-prints*, page arXiv:1902.04583, Feb 2019. [arXiv:1902.04583](#).
- [94] Daniel Baumann, Daniel Green, Joel Meyers, and Benjamin Wallisch. Phases of New Physics in the CMB. *JCAP*, 1601:007, 2016. [arXiv:1508.06342](#), [doi:10.1088/1475-7516/2016/01/007](#).
- [95] Daniel Green, Joel Meyers, and Alexander van Engelen. CMB Delensing Beyond the B Modes. *JCAP*, 1712(12):005, 2017. [arXiv:1609.08143](#), [doi:10.1088/1475-7516/2017/12/005](#).
- [96] Antony Lewis. Rayleigh scattering: blue sky thinking for future CMB observations. *Journal of Cosmology and Astro-Particle Physics*, 2013:053, Aug 2013. [arXiv:1307.8148](#), [doi:10.1088/1475-7516/2013/08/053](#).
- [97] Elham Alipour, Kris Sigurdson, and Christopher M. Hirata. Effects of Rayleigh scattering on the CMB and cosmic structure. *Phys. Rev.*, D91(8):083520, 2015. [arXiv:1410.6484](#), [doi:10.1103/PhysRevD.91.083520](#).
- [98] Daniel Baumann, Daniel Green, and Benjamin Wallisch. Searching for light relics with large-scale structure. *Journal of Cosmology and Astro-Particle Physics*, 2018:029, Aug 2018. [arXiv:1712.08067](#), [doi:10.1088/1475-7516/2018/08/029](#).
- [99] P. D. Meerburg, D. Green, M. Abidi, M. A. Amin, P. Adshead, Z. Ahmed, et al. Primordial Non-Gaussianity. *arXiv e-prints*, March 2019. [arXiv:1903.04409](#).

- [100] Marcelo Alvarez et al. Testing Inflation with Large Scale Structure: Connecting Hopes with Reality. 2014. [arXiv:1412.4671](https://arxiv.org/abs/1412.4671).
- [101] Kendrick M. Smith, Mathew S. Madhavacheril, Moritz Münchmeyer, Simone Ferraro, Utkarsh Giri, and Matthew C. Johnson. KSZ tomography and the bispectrum. *arXiv e-prints*, page arXiv:1810.13423, October 2018. [arXiv:1810.13423](https://arxiv.org/abs/1810.13423).
- [102] M. Münchmeyer, M. S. Madhavacheril, S. Ferraro, M. C. Johnson, and K. M. Smith. Constraining local non-Gaussianities with kSZ tomography. *arXiv e-prints*, page arXiv:1610.02743, October 2018. [arXiv:1810.13424](https://arxiv.org/abs/1810.13424).
- [103] Anne-Sylvie Deutsch, Emanuela Dimastrogiovanni, Matthew C. Johnson, Moritz Münchmeyer, and Alexandra Terrana. Reconstruction of the remote dipole and quadrupole fields from the kinetic Sunyaev Zel’dovich and polarized Sunyaev Zel’dovich effects. *Phys/ Rev. D*, 98:123501, December 2018. [arXiv:1707.08129](https://arxiv.org/abs/1707.08129), [doi:10.1103/PhysRevD.98.123501](https://doi.org/10.1103/PhysRevD.98.123501).
- [104] Dagoberto Contreras, Matthew C. Johnson, and James B. Mertens. Towards detection of relativistic effects in galaxy number counts using kSZ Tomography. 2019. [arXiv:1904.10033](https://arxiv.org/abs/1904.10033).
- [105] Juan I. Cayuso, Matthew C. Johnson, and James B. Mertens. Simulated reconstruction of the remote dipole field using the kinetic Sunyaev Zel’dovich effect. *Phys. Rev.*, D98(6):063502, 2018. [arXiv:1806.01290](https://arxiv.org/abs/1806.01290), [doi:10.1103/PhysRevD.98.063502](https://doi.org/10.1103/PhysRevD.98.063502).
- [106] Juan I. Cayuso and Matthew C. Johnson. Towards testing CMB anomalies using the kinetic and polarized Sunyaev Zel’dovich effects. 2019. [arXiv:1904.10981](https://arxiv.org/abs/1904.10981).
- [107] Dominik J. Schwarz, Craig J. Copi, Dragan Huterer, and Glenn D. Starkman. CMB Anomalies after Planck. *Class. Quant. Grav.*, 33(18):184001, 2016. [arXiv:1510.07929](https://arxiv.org/abs/1510.07929), [doi:10.1088/0264-9381/33/18/184001](https://doi.org/10.1088/0264-9381/33/18/184001).
- [108] Pengjie Zhang and Matthew C. Johnson. Testing eternal inflation with the kinetic Sunyaev Zel’dovich effect. *JCAP*, 1506(06):046, 2015. [arXiv:1501.00511](https://arxiv.org/abs/1501.00511), [doi:10.1088/1475-7516/2015/06/046](https://doi.org/10.1088/1475-7516/2015/06/046).
- [109] T. Mroczkowski, D. Nagai, K. Basu, J. Chluba, J. Sayers, R. Adam, et al. Astrophysics with the Spatially and Spectrally Resolved Sunyaev-Zeldovich Effects. A Millimetre/Submillimetre Probe of the Warm and Hot Universe. *Space Sci. Rev.*, 215:17, February 2019. [arXiv:1811.02310](https://arxiv.org/abs/1811.02310), [doi:10.1007/s11214-019-0581-2](https://doi.org/10.1007/s11214-019-0581-2).
- [110] R. A. Sunyaev and Y. B. Zeldovich. The Spectrum of Primordial Radiation, its Distortions and their Significance. *Comments on Astrophysics and Space Physics*, 2:66, March 1970.
- [111] R. A. Sunyaev and Y. B. Zeldovich. The Observations of Relic Radiation as a Test of the Nature of X-Ray Radiation from the Clusters of Galaxies. *Comments on Astrophysics and Space Physics*, 4:173, November 1972.
- [112] L. Knox, G. P. Holder, and S. E. Church. Effects of Submillimeter and Radio Point Sources on the Recovery of Sunyaev-Zel’dovich Galaxy Cluster Parameters. *ApJ*, 612:96–107, September 2004. [arXiv:astro-ph/0309643](https://arxiv.org/abs/astro-ph/0309643), [doi:10.1086/422447](https://doi.org/10.1086/422447).
- [113] N. Sehgal, A. Kosowsky, and G. Holder. Constrained Cluster Parameters from Sunyaev-Zel’dovich Observations. *ApJ*, 635:22–34, December 2005. [arXiv:astro-ph/0504274](https://arxiv.org/abs/astro-ph/0504274), [doi:10.1086/497258](https://doi.org/10.1086/497258).
- [114] Nicholas Battaglia, Simone Ferraro, Emmanuel Schaan, and David N. Spergel. Future constraints on halo thermodynamics from combined Sunyaev-Zel’dovich measurements. *Journal of Cosmology*

- and Astro-Particle Physics*, 2017:040, November 2017. [arXiv:1705.05881](#), [doi:10.1088/1475-7516/2017/11/040](#).
- [115] D. Nagai and E. T. Lau. Gas Clumping in the Outskirts of Λ CDM Clusters. *ApJL*, 731:L10, April 2011. [arXiv:1103.0280](#), [doi:10.1088/2041-8205/731/1/L10](#).
- [116] K. Nelson, E. T. Lau, and D. Nagai. Hydrodynamic Simulation of Non-thermal Pressure Profiles of Galaxy Clusters. *ApJ*, 792:25, September 2014. [arXiv:1404.4636](#), [doi:10.1088/0004-637X/792/1/25](#).
- [117] E. T. Lau, D. Nagai, C. Avestruz, K. Nelson, and A. Vikhlinin. Mass Accretion and its Effects on the Self-similarity of Gas Profiles in the Outskirts of Galaxy Clusters. *ApJ*, 806:68, June 2015. [arXiv:1411.5361](#), [doi:10.1088/0004-637X/806/1/68](#).
- [118] C. Avestruz, D. Nagai, E. T. Lau, and K. Nelson. Non-equilibrium Electrons in the Outskirts of Galaxy Clusters. *ApJ*, 808:176, August 2015. [arXiv:1410.8142](#), [doi:10.1088/0004-637X/808/2/176](#).
- [119] K. Basu, M. Sommer, J. Erler, D. Eckert, F. Vazza, B. Magnelli, et al. ALMA-SZ Detection of a Galaxy Cluster Merger Shock at Half the Age of the Universe. *ApJ*, 829(2):L23, Oct 2016. [arXiv:1608.05413](#), [doi:10.3847/2041-8205/829/2/L23](#).
- [120] T. A. Marriage, V. Acquaviva, P. A. R. Ade, P. Aguirre, M. Amiri, J. W. Appel, et al. The Atacama Cosmology Telescope: Sunyaev-Zel'dovich-Selected Galaxy Clusters at 148 GHz in the 2008 Survey. *ApJ*, 737:61, August 2011. [arXiv:1010.1065](#), [doi:10.1088/0004-637X/737/2/61](#).
- [121] K. Vanderlinde, T. M. Crawford, T. de Haan, J. P. Dudley, L. Shaw, P. A. R. Ade, et al. Galaxy Clusters Selected with the Sunyaev-Zel'dovich Effect from 2008 South Pole Telescope Observations. *ApJ*, 722:1180–1196, October 2010. [arXiv:1003.0003](#), [doi:10.1088/0004-637X/722/2/1180](#).
- [122] Planck Collaboration, P. A. R. Ade, N. Aghanim, C. Armitage-Caplan, M. Arnaud, M. Ashdown, et al. Planck 2013 results. XXIX. The Planck catalogue of Sunyaev-Zeldovich sources. *A&A*, 571:A29, November 2014. [arXiv:1303.5089](#), [doi:10.1051/0004-6361/201321523](#).
- [123] J. Schaye, R. A. Crain, R. G. Bower, M. Furlong, M. Schaller, T. Theuns, et al. The EAGLE project: simulating the evolution and assembly of galaxies and their environments. *MNRAS*, 446:521–554, January 2015. [arXiv:1407.7040](#), [doi:10.1093/mnras/stu2058](#).
- [124] D. Nelson, A. Pillepich, V. Springel, R. Weinberger, L. Hernquist, R. Pakmor, et al. First results from the IllustrisTNG simulations: the galaxy colour bimodality. *MNRAS*, 475:624–647, March 2018. [arXiv:1707.03395](#), [doi:10.1093/mnras/stx3040](#).
- [125] Jonathan J. Davies, Robert A. Crain, Ian G. McCarthy, Benjamin D. Oppenheimer, Joop Schaye, Matthieu Schaller, et al. The gas fractions of dark matter haloes hosting simulated L^* galaxies are governed by the feedback history of their black holes. *MNRAS*, 485:3783–3793, May 2019. [arXiv:1810.07696](#), [doi:10.1093/mnras/stz635](#).
- [126] A. Pillepich, V. Springel, D. Nelson, S. Genel, J. Naiman, R. Pakmor, et al. Simulating galaxy formation with the IllustrisTNG model. *MNRAS*, 473:4077–4106, January 2018. [arXiv:1703.02970](#), [doi:10.1093/mnras/stx2656](#).
- [127] K. Nelson, E. T. Lau, D. Nagai, D. H. Rudd, and L. Yu. Weighing Galaxy Clusters with Gas. II. On the Origin of Hydrostatic Mass Bias in Λ CDM Galaxy Clusters. *ApJ*, 782:107, February 2014. [arXiv:1308.6589](#), [doi:10.1088/0004-637X/782/2/107](#).

- [128] Nicolas B. Cowan, Gil Holder, and Nathan A. Kaib. Cosmologists in Search of Planet Nine: The Case for CMB Experiments. *ApJ*, 822:L2, May 2016. [arXiv:1602.05963](#), [doi:10.3847/2041-8205/822/1/L2](#).
- [129] Eric J. Baxter, Bhuvnesh Jain, Cullen Blake, Gary Bernstein, Mark Devlin, and Gil Holder. Planet X in CMB and Optical Galaxy Surveys. *arXiv e-prints*, page arXiv:1812.08701, December 2018. [arXiv:1812.08701](#).
- [130] D. W. Gerdes, M. Sako, S. Hamilton, K. Zhang, T. Khain, J. C. Becker, et al. Discovery and Physical Characterization of a Large Scattered Disk Object at 92 au. *ApJ*, 839:L15, April 2017. [arXiv:1702.00731](#), [doi:10.3847/2041-8213/aa64d8](#).
- [131] Gilbert Holder, Edo Berger, Lindsey Bleem, Thomas M. Crawford, Douglas Scott, and Nathan Whitehorn. Tracking the time-variable Millimeter-wave sky with CMB experiments. In *Bulletin of the American Astronomical Society*, volume 51, page 331, May 2019. [doi:https://baas.aas.org/wp-content/uploads/2019/05/331_holder.pdf](#).
- [132] Brian D. Metzger, P. K. G. Williams, and Edo Berger. Extragalactic Synchrotron Transients in the Era of Wide-field Radio Surveys. I. Detection Rates and Light Curve Characteristics. *ApJ*, 806(2):224, Jun 2015. [arXiv:1502.01350](#), [doi:10.1088/0004-637X/806/2/224](#).
- [133] Tanmoy Laskar, Kate D. Alexander, Edo Berger, Cristiano Guidorzi, Raffaella Margutti, Wen-fai Fong, et al. First ALMA Light Curve Constrains Refreshed Reverse Shocks and Jet Magnetization in GRB 161219B. *ApJ*, 862(2):94, Aug 2018. [arXiv:1808.09476](#), [doi:10.3847/1538-4357/aacbcc](#).
- [134] X. Chen, J. P. Rachen, M. López-Caniego, C. Dickinson, T. J. Pearson, L. Fuhrmann, et al. Long-term variability of extragalactic radio sources in the Planck Early Release Compact Source Catalogue. *A&A*, 553:A107, May 2013. [arXiv:1302.2114](#), [doi:10.1051/0004-6361/201220517](#).
- [135] G. Madejski and M. Sikora. Gamma-Ray Observations of Active Galactic Nuclei. *ARAA*, 54:725–760, September 2016. [doi:10.1146/annurev-astro-081913-040044](#).
- [136] Roger Blandford, David Meier, and Anthony Readhead. Relativistic Jets in Active Galactic Nuclei. *arXiv e-prints*, page arXiv:1812.06025, Dec 2018. [arXiv:1812.06025](#).
- [137] A. A. Abdo, M. Ackermann, M. Ajello, M. Axelsson, L. Baldini, J. Ballet, et al. A change in the optical polarization associated with a γ -ray flare in the blazar 3C279. *Nature*, 463(7283):919–923, Feb 2010. [arXiv:1004.3828](#), [doi:10.1038/nature08841](#).
- [138] A. Young. Astrophysics: Cosmic jet engines. *Nature*, 463:886–887, February 2010. [doi:10.1038/463886a](#).
- [139] W. Fong, E. Berger, R. Margutti, and B. A. Zauderer. A Decade of Short-duration Gamma-Ray Burst Broadband Afterglows: Energetics, Circumburst Densities, and Jet Opening Angles. *ApJ*, 815:102, December 2015. [arXiv:1509.02922](#), [doi:10.1088/0004-637X/815/2/102](#).
- [140] G. Lagache. Continuum and Line Emission Simulation of Star-Forming Galaxies and Development of a New Sub-mm Inte. In *Atacama Large-Aperture Submm/mm Telescope (AtLAST)*, page 22, January 2018. [doi:10.5281/zenodo.1159045](#).
- [141] N. Sehgal, P. Bode, S. Das, C. Hernandez-Monteagudo, K. Huffenberger, Y.-T. Lin, et al. Simulations of the Microwave Sky. *ApJ*, 709:920–936, February 2010. [arXiv:0908.0540](#), [doi:10.1088/0004-637X/709/2/920](#).

- [142] P. Ade, J. Aguirre, Z. Ahmed, S. Aiola, A. Ali, D. Alonso, et al. The Simons Observatory: science goals and forecasts. *JCAP*, 2:056, February 2019. [arXiv:1808.07445](https://arxiv.org/abs/1808.07445), [doi:10.1088/1475-7516/2019/02/056](https://doi.org/10.1088/1475-7516/2019/02/056).
- [143] S. W. Henderson, R. Allison, J. Austermann, T. Baildon, N. Battaglia, J. A. Beall, et al. Advanced ACTPol Cryogenic Detector Arrays and Readout. *Journal of Low Temperature Physics*, 184(3-4):772–779, Aug 2016. [arXiv:1510.02809](https://arxiv.org/abs/1510.02809), [doi:10.1007/s10909-016-1575-z](https://doi.org/10.1007/s10909-016-1575-z).
- [144] B. A. Benson, P. A. R. Ade, Z. Ahmed, S. W. Allen, K. Arnold, J. E. Austermann, et al. SPT-3G: a next-generation cosmic microwave background polarization experiment on the South Pole telescope. In *Millimeter, Submillimeter, and Far-Infrared Detectors and Instrumentation for Astronomy VII*, volume 9153 of *Society of Photo-Optical Instrumentation Engineers (SPIE) Conference Series*, page 91531P, Jul 2014. [arXiv:1407.2973](https://arxiv.org/abs/1407.2973), [doi:10.1117/12.2057305](https://doi.org/10.1117/12.2057305).
- [145] Roger O’Brient, Peter Ade, Kam Arnold, Jennifer Edwards, Greg Engargiola, William L. Holzapfel, et al. A dual-polarized broadband planar antenna and channelizing filter bank for millimeter wavelengths. *Applied Physics Letters*, 102(6):063506, Feb 2013. [arXiv:1302.0325](https://arxiv.org/abs/1302.0325), [doi:10.1063/1.4791692](https://doi.org/10.1063/1.4791692).
- [146] Grace E. Chesmore, Tony Mroczkowski, Jeff McMahon, Shreya Sutariya, Alec Josaitis, and Leif Jensen. Reflectometry Measurements of the Loss Tangent in Silicon at Millimeter Wavelengths. *arXiv e-prints*, page arXiv:1812.03785, Dec 2018. [arXiv:1812.03785](https://arxiv.org/abs/1812.03785).
- [147] Michael D. Niemack. Designs for a large-aperture telescope to map the CMB 10x faster. *Appl. Opt.*, 55(7):1686, Mar 2016. [arXiv:1511.04506](https://arxiv.org/abs/1511.04506), [doi:10.1364/AO.55.001686](https://doi.org/10.1364/AO.55.001686).
- [148] J. E. Austermann, J. A. Beall, S. A. Bryan, B. Dober, J. Gao, G. Hilton, et al. Millimeter-Wave Polarimeters Using Kinetic Inductance Detectors for TolTEC and Beyond. *Journal of Low Temperature Physics*, 193(3-4):120–127, Nov 2018. [arXiv:1803.03280](https://arxiv.org/abs/1803.03280), [doi:10.1007/s10909-018-1949-5](https://doi.org/10.1007/s10909-018-1949-5).
- [149] Frank Bertoldi. The Atacama Large Aperture Submm/mm Telescope (AtLAST) Project, January 2018. URL: <https://doi.org/10.5281/zenodo.1158842>, [doi:10.5281/zenodo.1158842](https://doi.org/10.5281/zenodo.1158842).
- [150] Simon J. E. Radford, Riccardo Giovanelli, Thomas A. Sebring, and Jonas Zmuidzinis. The Cornell Caltech Atacama Telescope. In Alexandre Karpov, editor, *Eighteenth International Symposium on Space Terahertz Technology*, page 32, Jan 2007. [arXiv:0704.3031](https://arxiv.org/abs/0704.3031).