

Development and operations of INFN optical modules for the SCT Telescope camera proposed for the Cherenkov Telescope Array Observatory

C. Adams *a*, G. Ambrosi *b*, M. Ambrosio *c*, C. Aramo *c*, W. Benbow *d*, B. Bertucci *be*, E. Bissaldi *fg*, M. Bitossi *h*, A. Boiano *c*, C. Bonavolontà *c*, R. Bose *i*, A. Brill *a*, J. H. Buckley *i*, M. Caprai *b*, C. E. Covault *j*, L. Di Venere *g*, Q. Feng *k*, E. Fiandrini *be*, A. Gent *l*, N. Giglietto *fg*, F. Giordano *fg*, R. Halliday *j*, O. Hervet *m*, G. Hughes *d*, T. B. Humensky *a*, M. Ionica *b*, W. Jin *n*, P. Kaaret *o*, D. Kieda *p*, B. Kim *q*, F. Licciulli *g*, S. Loporchio *fg*, V. Masone *c*, T. Meures *r*, B. A. W. Mode *r*, R. Mukherjee *k*, A. Okumura *s*, N. Otte *l*, F. R. Pantaleo *fg*, R. Paoletti *ht*, A. Petrashyk *a*, J. Powell *n*, K. Powell *l*, D. Ribeiro *a*, A. Rugliancich *h*, M. Santander *n*, R. Shang *q*, B. Stevenson *q*, L. Stiaccini *ht*, L. P. Taylor *r*, L. Tosti* *be*, V. Vagelli *bev*, M. Valentino *uc*, J. Vandenbroucke *r*, V. Vassiliev *q*, P. Wilcox *o*, D. A. Williams *m* for the CTA Consortium [†]

a Physics Department, Columbia University, New York, NY 10027, USA
b INFN Sezione di Perugia, Perugia, Italy
c INFN Napoli, Italy
d Center for Astrophysics, Harvard & Smithsonian, Cambridge, MA 02138, USA
e Università degli Studi di Perugia, Perugia, Italy
f Dipartimento Interateneo di Fisica dell'Università e del Politecnico di Bari
g INFN Bari, Via E. Orabona 4, 70125 Bari, Italy
h INFN Sezione di Pisa, Pisa, Italy
i Department of Physics, Washington University, St. Louis, MO 63130, USA
j Department of Physics, Case Western Reserve University, Cleveland, Ohio 44106
k Department of Physics and Astronomy, Barnard College, Columbia University, NY 10027, USA
l School of Physics & Center for Relativistic Astrophysics, Georgia Institute of Technology, 837 State Street NW, Atlanta, GA 30332-0430, USA
m Santa Cruz Institute for Particle Physics and Department of Physics, University of California, Santa Cruz, CA 95064, USA
n Department of Physics and Astronomy, University of Alabama, Tuscaloosa, AL 35487, USA
o Department of Physics and Astronomy, University of Iowa, Iowa City, IA 52242, USA
p Department of Physics and Astronomy, University of Utah, Salt Lake City, UT 84112, USA
q Department of Physics and Astronomy, University of California, Los Angeles, CA, USA
r Department of Physics and Wisconsin IceCube Particle Astrophysics Center, University of Wisconsin, Madison, WI 53706, USA
s Institute for Space–Earth Environmental Research and Kobayashi–Maskawa Institute for the Origin of Particles and the Universe, Nagoya University, Nagoya 464-8601, Japan
t Dipartimento di Scienze Fisiche, della Terra e dell'Ambiente, Università degli Studi di Siena, Siena, Italy
u CNR-ISASI, Italy
v Now at ASI Italian Space Agency - Scientific Research Unit, Roma, 00133, Italy

E-mail: luca.tosti@pg.infn.it

The Schwarzschild-Couder Telescope (SCT) is a proposal for the Medium Size Telescopes of the Cherenkov Telescope Array. Its concept is based on a two-mirror optical system designed to improve the telescope field of view and image resolution with respect to the single mirror Davies-Cotton solution. The SCT camera is planned to be instrumented with 177 photodetection modules, each composed of 64 Silicon Photomultiplier (SiPM) pixels. The third generation of $6 \times 6 \text{ mm}^2$ high density NUV SiPMs (NUV-HD3) produced by Fondazione Bruno Kessler (FBK) in collaboration with INFN has been used to equip optical units to be integrated on the upgrade of the camera of the SCT prototype (pSCT). Each optical unit is composed of an array of 16 NUV-HD3 SiPMs coupled with the front-end electronics, which is designed for full-waveform nanosecond readout and digitization using the TARGET-7 ASIC. Several optical units have been assembled and tested in the laboratories of INFN and have been integrated on the camera of the pSCT telescope, that is currently operating at the Fred Lawrence Whipple Observatory. In this contribution we report on the development, assembly and calibration of the optical units that are currently taking data on the pSCT camera.

36th International Cosmic Ray Conference -ICRC2019-
July 24th - August 1st, 2019
Madison, WI, U.S.A.

1. The Schwarzschild-Couder Medium Size Telescope (SCT) proposal

Cherenkov Telescope Array (CTA) will be the largest ground-based gamma-ray observatory for very high energy gamma rays. CTA will be installed in two sites, one in the northern hemisphere (La Palma in Spain) and one in the southern hemisphere (Atacama desert in Chile). It will be equipped with more than 100 telescopes in three different configurations: Large, Medium and Small-Sized Telescopes (LST, MST and SST) and it will be fully operational by 2025. A novel design of a Schwarzschild-Couder dual mirror optics for the MST telescopes has been proposed [1] for the CTA baseline array. The dual mirror solution improves the image resolution with respect to the single mirror Davies-Cotton (DC) implementation, and the more focused optics allows to equip the camera with a dense array of Silicon Photomultipliers (SiPMs) as image pixels. An MST-SCT array ultimately results in an improved angular resolution and off-axis sensitivity for the CTA array when compared with a conventional MST-DC array. A pathfinder prototype telescope based on this design, the pSCT telescope, has been successfully constructed at the Fred Lawrence Whipple Observatory (its inauguration was on 17th January 2019) [2]. The operations of SCT prototype (pSCT) are providing important information to develop and establish the procedures for the optical alignment [3] and for the calibration of the SiPM camera [4] to confirm the possibility of an extended SCT array for CTA.

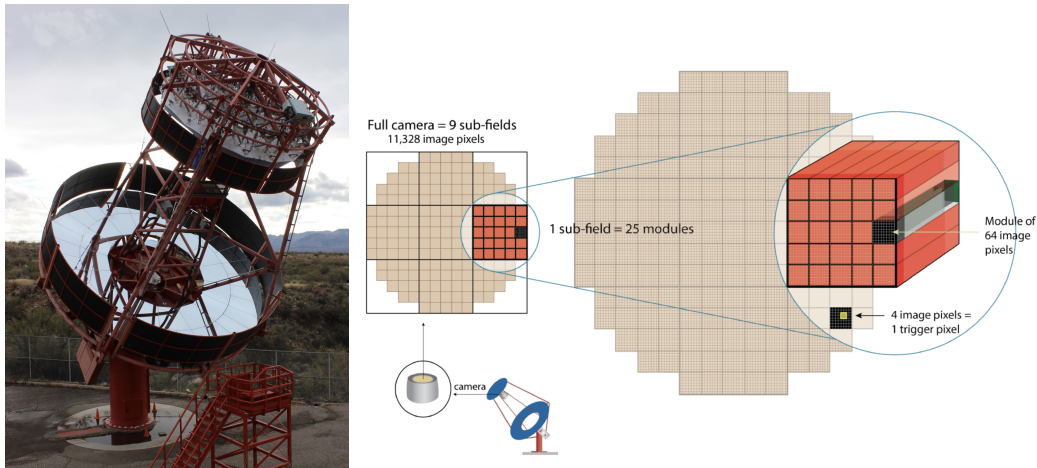


Figure 1: Left: The pSCT telescope fully integrated in the Fred Lawrence Whipple Observatory. Right: Scheme of the pSCT camera.

1.1 The pSCT telescope camera

The improved point spread function (PSF) of the SCT telescope allows the sky image over a field of view of approximately 8 degrees to be focused over a compact camera equipped with SiPMs. The pSCT camera has a width of 81 cm over an area of 0.43m^2 equipped with 11328 SiPMs, each representing an image pixel corresponding to a 0.067 degree in the sky. The entire focal plane camera is arranged in 9 sub-fields each with up to 25 optical modules, for a total of

*Speaker.

†for collaboration list see PoS(ICRC2019)1177

177 optical modules; 4 of the 9 sub-field are partially filled to produce the circular shape required for the imaging. Each module is composed of 4 basic optical units with 16 pixels each. Fig.1 shows, on the right, a conceptual scheme of the camera. The pSCT camera readout concept is based on a TARGET-7 ASIC front-end electronics. The TARGET-7 ASIC handles the first level trigger - based on the signal of 4 adjacent sensors - and digitization for 16 channels, sampling the analog signal at $1GS/s$ with a switched capacitor array of 16384 units for a maximum buffer depth of $\sim 16\mu s$. The backplane of the camera handles and manages the data acquisition for separate camera sectors. The pSCT camera is currently equipped with 16 optical modules based on Hamamatsu S12642 MPPCs. In order to investigate a possible upgrade of the pSCT camera [5], the remaining 9 modules of the same sector have been instead equipped with the third generation of Near Ultra Violet High Density SiPMs (NUV-HD3) produced by Fondazione Bruno Kessler (FBK) in collaboration with Istituto Nazionale di Fisica Nucleare (INFN) (See Fig.2). In this contribution we describe the performances of FBK NUV-HD3 SiPMs, their integration and calibration on the pSCT camera to establish the possibility to equip the full pSCT camera with upgraded electronics and sensors based on this technology.




Figure 2: batch of optical units based on NUV-HD3 SiPMs ready for the integration on the pSCT camera

2. Performances of FBK NUV-HD3 Silicon Photomultipliers

NUV-HD3 SiPMs have been developed by FBK in collaboration with INFN for optimized applications in CTA telescopes. They are based on the FBK Low-CT SiPM design, described in details in [6], optimizing their sensitivity for the detection of Cherenkov light while minimizing the amount of optical crosstalk to improve the telescope effective area at low energies. Several productions of NUV-HD SiPMs have been tested in the laboratories of INFN, and the third production has been selected for integration in the pSCT camera.

The active area of NUV-HD3 SiPMs amounts to $6 \times 6 \text{ mm}^2$, with a microcell area of $40 \times 40 \mu\text{m}^2$. They feature a breakdown voltage of approximately $27V$ at room temperature with a temperature gradient of $\sim 30\text{mV}/^\circ\text{C}$, a Photo Detection Efficiency (PDE) peak of $\sim 50\%$ at 350nm dropping below 20% above 500nm and a single photon dark count rate below $150\text{kHz}/\text{mm}^2$ at 20°C . The details of the laboratory measurements and procedures are discussed in details elsewhere [7]. An

example of the results of the characterization of the SiPMs PDE and signal amplitude are shown in Fig.3.

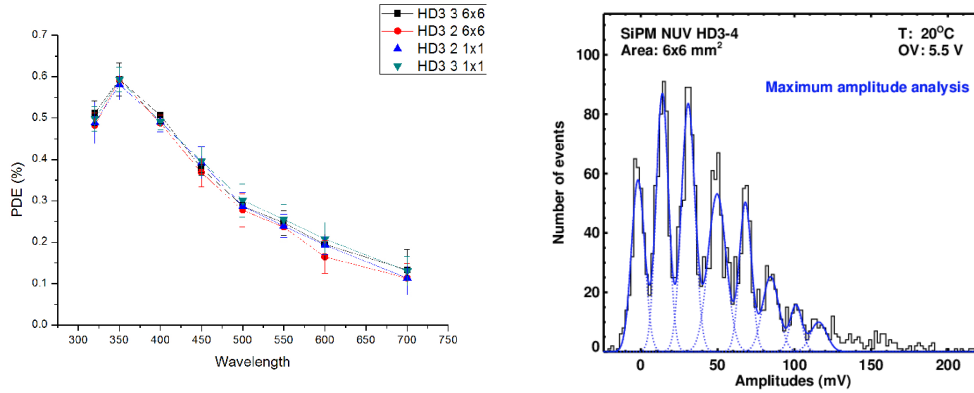


Figure 3: Left: Wavelength dependence of the PDE (maximum about 350nm) for different type and dimensions (in mm) of NUV-HD3 . Right: Distribution of the signal amplitude (for a single SiPM) in standard condition ($T= 20^{\circ}\text{C}$; $OV = 5.5\text{V}$)

3. Assembly and characterization of SiPM arrays for pSCT

While single sensors are provided by the vendor, the procedures for the assembly and packaging of the optical modules have been completely developed by INFN.

Each 64 SiPM module covers an area of $54 \times 54\text{mm}^2$ and is divided in 4 optical units each composed of 16 pixels. INFN has designed custom $27 \times 27\text{mm}^2$ area PCBs with 0.5mm sensor-sensor distance to obtain uniform pixel coverage of the modules and of the camera, and compatible with the pSCT camera design. A dedicated assembly procedure has been developed by INFN to integrate the sensors on the photodetection units [8].

After assembly, the quality of the SiPM sensors on each module has been tested via the measurement of the characteristic voltage-current (IV) curve, that measures the current drain of the sensor as function of the inverse bias voltage. The value of V_b for each SiPM is estimated with a fit on the derivative of the logarithm of the current $I(V)$ with a function of the bias voltage as shown in Eq. 3.1

$$\frac{\partial \log(I(V))}{\partial V} = \frac{2}{V - V_b} \quad (3.1)$$

An example of IV curves for 16 sensors of a module and of the procedure to measure the breakdown voltage value is shown in Figure 4.

The procedure has been repeated for the optical units intended to be integrated on the pSCT telescope. The distributions of the measured breakdown voltage for 800 NUV-HD3 SiPM channels is shown in Figure 5. Out of 50 units, 36 have been chosen to equip the pSCT telescope camera. The distribution for their breakdown voltages is represented by the grey histogram. Depending on the silicon tape of implantation, the average values of the breakdown voltage differ by approximately 200mV . After the assembly, the performances of all the modules have been tested with a dedicated electronics setup [9]. The 16 SiPMs of each module have been illuminated with a 380nm pulsed

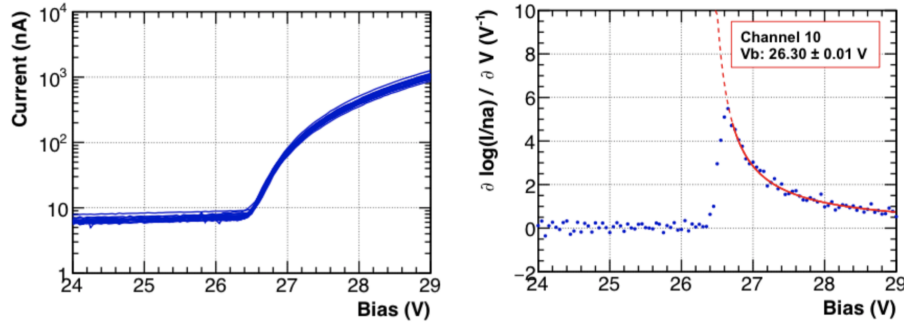


Figure 4: Left: Voltage-current (IV) curves for the 16 channels in an optical unit. Right: fit to the derivative of the logarithm of the current for one channel for the estimation of the breakdown voltage V_b .

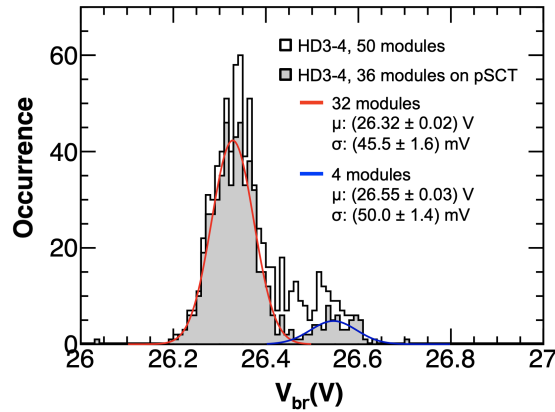


Figure 5: Distribution of the breakdown voltage value of the entire batch of 800. The red and blue distributions represent the composition of the SiPM substrates.

laser. The charge signal of the 16 sensors has been acquired using a CAEN V792 QDC over a fixed integration time of 50 ns . The output signal of each SiPM has been consequently amplified using a custom 16-channel front end board to match the dynamic range of the QDC. The S/N ratio, dark count rate and gain (Fig. 6) are tested and, according to the results and the V_b estimation, the optical units are selected to equip the camera of the SCT prototype (pSCT). This kind of test are performed in the INFN laboratories of Bari. The optical units are clustered in groups of 4 and then coupled with the TARGET-7 ASIC readout and trigger modules. This electronics was developed to allow the sampling and waveform digitization of 16 independent channels (for a signal time of $16\mu\text{s}$) at 1 GSample/s . Moreover the TARGET-7 ASIC can perform a first-level trigger decision based on the signal of 4 adjacent pixels. The operation of the TARGET-7 internal trigger has been verified by varying the intensity of the light for a fixed trigger threshold (amplitude scans) and by varying the trigger threshold for a fixed light intensity (threshold scans) [10]. Pedestal calibration, waveform acquisition and the trigger efficiency tests were performed in Bari and Pisa.

4. Installation on the camera

The optical units (clustered by four) have been aligned to be integrated with the camera us-

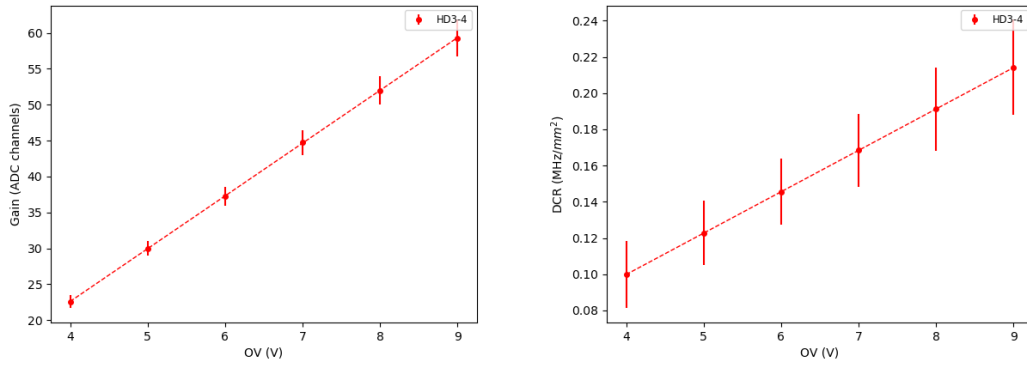


Figure 6: Gain and DCR performances (as function of the overvoltage applied to the sensor) of the optical units. Each point represent the mean value and the std. deviation of the distribution of all tested modules

ing a reference frame with a tolerance of $0.02mm$ and special copper elements. This approach allows the curvature of the camera sectors to be set and improve part of the aberration correction. These procedures have been performed at the Georgia Institute of Technology (Atlanta, USA). The aligned units (coupled with the TARGET-7 modules) have been integrated on the pSCT telescope camera frame at University of Wisconsin (Madison, USA) or directly on site at Fred Lawrence Whipple Observatory (AZ, USA). A total of 150 optical units (prototypes included) have been assembled and tested in the INFN laboratories and, as discussed before, 50 of them have the right level of performances for the integration on the telescope camera; 36 of them have been selected to build 9 complete modules for SCT, for a total of 576 SiPMs. The units have been already installed in the pSCT camera together with 16 modules equipped with the main technology based on Hamamatsu MPPCs. The purpose is to test the performances of FBK NUV-HD3 SiPM in standard telescope operations to verify the opportunity to equip a fraction of the SCT telescopes for CTA with this kind of sensors. In January 2019, the pSCT prototype was successfully inaugurated in Fred Lawrence Whipple Observatory (USA) and in the 23rd of January 2019 first lights were detected. Now the pSCT prototype is currently taking data for commissioning and calibration of the camera (Fig. 7).

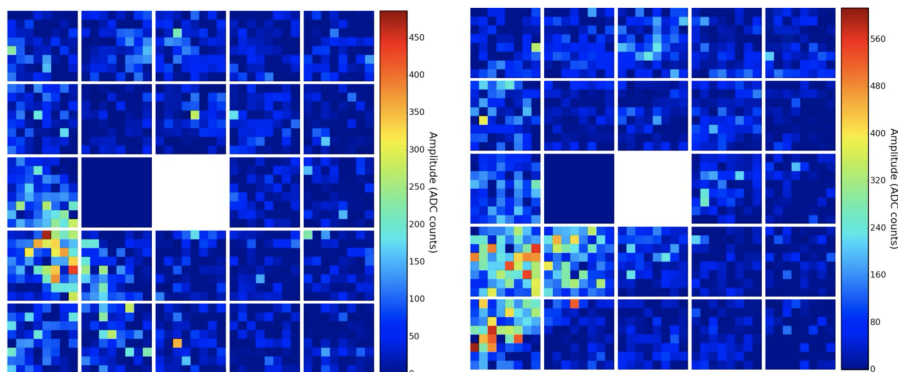


Figure 7: Examples of first lights detected on 23rd of January 2019

5. Major prospect

In 2019, one additional sector of the camera (25 modules, 1600 SiPMs) is planned to be integrated with FBK NUV-HD3 SiPMs. An additional technological advance for this modules is represented by the development of new ASIC boards based on the TARGET design. The new concept separates the sampling and digitization on a TARGET C chip and the trigger functions on the companion T5TEA ASIC to reduce the trigger noise [11]. An additional preamplifier ASIC (the SMART chip) is intended to further decouple the analog preamplification from the digitization process. This board is currently being prototyped for the pSCT by INFN. The new Front End Electronics (FEE) design is planned to be integrated with the pSCT backplanes together with the complete integration of the 177 optical modules of the pSCT camera in the near future.

Acknowledgements

This work was conducted in the context of the CTA pSCT Project. We gratefully acknowledge the financial support from the agencies and organizations listed in https://www.cta-observatory.org/consortium_acknowledgments/ and from Progetto Premiale TECHE.it

References

- [1] A.N. Otte, et al. *Development of a SiPM Camera for a Schwarzschild-Couder Cherenkov Telescope for the Cherenkov Telescope Array* <https://arxiv.org/pdf/1509.02345.pdf>
- [2] Vladimir Vassilev *Prototype 9.7m Schwarzschild-Couder telescope for the Cherenkov Telescope Array*, these proceedings.
- [3] Qi Feng, *Prototype SCT for CTA: Commissioning Status of the Optical System*, these proceedings.
- [4] Leslie Taylor, *Design and performance of the prototype Schwarzschild-Couder Telescope Camera*, these proceedings.
- [5] Thomas Meures, *Upgrading the prototype SCT camera to a wide-field, high-resolution instrument*, these proceedings.
- [6] A. Gola et al., *NUV-Sensitive Silicon Photomultiplier Technologies Developed at Fondazione Bruno Kessler*, *Sensors* 2019, 19(2), 308.
- [7] G. Ambrosi et al. ,in *Nuovo Cim.* C40(2017) no.1,78
- [8] G. Ambrosi et al. . *SiPM optical modules for the Schwarzschild-Couder Medium Size Telescopes proposed for the CTA observatory*, EPJ Web of Conferences 209, 01049 (2019).
- [9] G. Ambrosi et al., *Assembly and test of photo-detection modules for the Schwarzschild Couder Medium Size Telescope prototype for the Cherenkov Telescope Array*, *Nucl. Instrum. Meth. A*, 912 (2018) 264-268.
- [10] G. Ambrosi et al, in *Nucl. Instrum. Meth. A*, in press. DOI: <https://doi.org/10.1016/j.nima.2018.08.105>
- [11] S. Funk et al, *TARGET: A digitizing and trigger ASIC for the Cherenkov telescope array* in AIP Conference Proceedings 1792, 080012(2017)