

## THE FORMATION OF BIMODAL DUST SPECIES IN NOVA EJECTA

ADILI DUOLIKUN,<sup>1</sup> CHUNHUA ZHU,<sup>1,2</sup> ZHAOJUN WANG,<sup>1,2</sup> HELEI LIU,<sup>1,2</sup> LIN LI,<sup>1,2</sup> JINZHONG LIU,<sup>3</sup>  
AND GUOLIANG LÜ<sup>1</sup>

<sup>1</sup>*School of Physical Science and Technology, Xinjiang University, Urumqi, 830046, China*

<sup>2</sup>*Center for Theoretical Physics, Xinjiang University, Urumqi, 830046, China*

<sup>3</sup>*National Astronomical Observatories / Xinjiang Observatory, the Chinese Academy of Sciences, Urumqi, 830011, China*

(Dated: October 31, 2019)

### ABSTRACT

The formation of bimodal dust species (namely the silicate and amorphous carbon dust grains coexistent) in a nova eruption is an open problem. According to the nova model simulated by Modules for Experiments in Stellar Astrophysics code, we calculate the formation and growth carbon (C) and forsterite (Mg<sub>2</sub>SiO<sub>4</sub>) dust grains in nova ejecta for the free-expansion model and the radiative shock model, respectively. In the free-expansion model, the nova ejecta is not an idea environment for dust nucleation. However, it can efficiently produce dust in the radiative shock model. We estimate that every nova can produce C grains with an average mass of about 10<sup>-9</sup> and 10<sup>-8</sup> M<sub>⊙</sub>, and Mg<sub>2</sub>SiO<sub>4</sub> grains with an average mass of about 10<sup>-8</sup> and 10<sup>-7</sup> M<sub>⊙</sub>. Based on the mass of ejected gas, the ratio of dust to gas is about 1%. The C grains form first after several or tens of days of nova eruption. After that, the Mg<sub>2</sub>SiO<sub>4</sub> grains begin to grow in tens of days, which is consistent with observations.

*Keywords:* binaries: close — stars: novae — ISMdust

arXiv:1910.13589v1 [astro-ph.SR] 30 Oct 2019

## 1. INTRODUCTION

As it is well known, the interstellar medium (ISM) is made up of gas and dust. The latter offers an unique probe of the ISM across multiple size, density, and temperature scales. Based on the popular view of point, dust is produced in the stellar outflows, such as the stellar winds from asymptotic giant branch (AGB) star, red supergiant star, Wolf-Raynet star and OB star, the ejecta from planetary nebula, supernova (SN), nova and common envelope (e. g., Ferrarotti & Gail 2006; Ventura et al. 2014; Todini & Ferrara 2001; Barlow et al. 2010; Zhukovska et al. 2016; Lü et al. 2013; Zhu et al. 2013, 2015). Due to the many poorly understood processes evolved in dust formation and growth, our knowledge of it is extremely limited (e. g., Gail & Sedlmayr 1999; Draine 2009). Generally, the stellar wind of AGB star and the ejecta of SN are considered the main dust sources, while others only offer a small fraction of interstellar dust (Tielens 2005; Zhu et al. 2015; Zhukovska et al. 2016). Especially, the contribution of the novae to the Galactic dust is insignificant (Draine 2009).

However, nova is an excellent laboratory for investigating dust formation. Harrison & Johnson (2018) considered that about 50% of nova eruptions can produce dust. Compared with SN, nova eruption has higher occurrent rate ( $\sim 100 \text{ yr}^{-1}$ ) and closer distance in the Galaxy (Lü et al. 2009; Draine 2009; Li et al. 2016a; Rukeya et al. 2017). Compared with AGB star whose thick stellar wind obscures the dust formation, many novae can produce dust during every eruption. Especially, some novae (V1370 Aql, V842 Cen, QV Vul, V2676 Oph, V1280 Sco and V1065 Cent) can successively produce amorphous carbon and silicate dust grains during an eruption (Strope et al. 2010; Helton et al. 2010; Sakon et al. 2016; Kawakita et al. 2017).

The formation of bimodal dust species (that is, morphous carbon and silicate dust grains) is still debated (Sakon et al. 2016). Very recently, Zhu et al. (2019) simulated the evolution of the abundance ratio of the carbon to the oxygen ( $C/O$ ) in nova ejecta during an whole eruption, and found that some nova ejecta is an ideal chemical environment for the formation of bimodal dust species. However, they do not discuss the physical conditions for it. Usually, the environment of a nova eject is not an ideal environment for forming dust. Recently, Derdzinski et al. (2017) suggested that the radiative shocks in nova ejecta can offer the environments for dust formation.

In this paper, combining the shock model of Derdzinski et al. (2017) and the nova model of Zhu et al. (2019), we investigate the formation of bimodal dust species in nova ejecta. In §2, we present our assumptions and describe some details of the modelling algorithm. In Section 3, we discuss the main results and the effects of different parameters. In Section 4, the main conclusions are given.

## 2. MODEL

In order to simulate the dust formation in the nova ejecta, we must construct a model including nova eruption, the ejecta expansion and dust nucleation.

### 2.1. Nova

Since Starrfield et al. (1972) first simulate the thermal nuclear runaway (TNR) of a nova by a nuclear reaction network, there are many theoretical models for nova eruption (e. g. Prialnik & Kovetz 1995; José & Hernanz 1998; Yaron et al. 2005; Glasner et al. 2012; Casanova et al. 2016, 2018). Modules for Experiments in Stellar Evolution (MESA, [rev. 10108]; Paxton et al. (2011, 2013, 2015, 2018)) also offers a model for calculating nova eruption, which has been used in (e. g., Denissenkov et al. 2013, 2014). Zhu et al. (2019) used MESA to

investigate the evolution of the chemical compositions in nova ejecta. They found that nova ejecta may offer a chemical environment for the formation of bimodal dust species.

The present paper use the nova model of [Zhu et al. \(2019\)](#), in which the nova eruptions are affected by input parameters as below: WD mass, mass-accretion rate and mixing depth ( $\delta = \frac{M_{\text{mix}}}{M_{\text{WD}}}$ , where  $M_{\text{mix}}$  is the mixed mass of WD and  $M_{\text{WD}}$  is the WD mass). Here, following [Zhu et al. \(2019\)](#), we discuss the effects of these input parameters on the formation of bimodal dust species. However, as shown in many literatures(e. g. [Glasner et al. 2012](#); [Casanova et al. 2016](#); [Zhu et al. 2019](#)), the mixing between the accreted matter and the underlying WD material only occurs a very thin envelope close to WD surface. Therefore, we take a  $\delta$  with a small value of 0.001 in this work.

In addition, nova eruption is also affected by the core temperatures of WDs(e. g. [José & Hernanz 1998](#); [Yaron et al. 2005](#)). The cooling model of WD depends on the atmospheric treatment, the convection, the radiative transfer, crystallization, and so on(e. g. [Wood 1992](#); [Hansen 1999](#); [Liu & Lü 2019](#)). In the present work, we do not the effects of WD core temperature.

## 2.2. Ejecta Expansion

When nova eruption occurs, the TNR ash is blown away from WD. The matter ejected begins to expand. The evolution of density and temperature of the ejecta is crucial for dust formation. They depend on the model of nova expansion.

If the nova ejecta freely expands and is ideal gas, the time evolution of gas density and temperature in nova ejecta is similar with the model in [Nozawa et al. \(2003\)](#). The evolution of gas density is given by

$$\rho(t) = \rho_0(t) \left(\frac{t}{t_0}\right)^{-3}, \quad (1)$$

where  $t_0$  is 1 day after nova eruption, and  $\rho_0$  is the initial density. The temperature evolution is given by

$$T(t) = T_0(t) \left(\frac{t}{t_0}\right)^{3(1-\gamma)}. \quad (2)$$

Following [Fransson & Chevalier \(1989\)](#) and [Kozasa et al. \(1989\)](#), the parameter  $\gamma$  in this work is taken as 1.25.

If there is no interaction (such as wind collision) in the ejecta, nova mainly offers the eruption energy in the optical spectra produced by TNR. However, the emissions in the high-energy spectra are observed during some nova outbursts. [Mukai et al. \(2008\)](#) suggested that all novae are transient hard X-ray sources powered by shocks within the ejected shell. Using the Fermi Large Area Telescope, [Abdo et al. \(2010\)](#) reported that the nova of SS V407 Cygni had variable  $\gamma$ -ray emission (0.1-10 GeV). Up to now, there are nine novae with  $\gamma$ -ray emissions during their outbursts([Ackermann et al. 2014](#); [Cheung et al. 2016](#); [Li et al. 2016b](#)). The shock model can explain the nova  $\gamma$ -ray emission detected by Fermi Large Area Telescope([Abdo et al. 2010](#); [Lü et al. 2011](#); [Martin & Dubus 2013](#); [Sun et al. 2016](#); [Martin et al. 2018](#)). Therefore, shocks play an important role in the nova eruption. [Metzger et al. \(2014\)](#) investigated the shocks triggered by the interaction between the fast nova outflow and a dense circumstellar shell, and found that these shocks may be radiative when the density of nova ejecta becomes very high(Also see [Metzger et al. 2015](#)). This radiation makes the post-shock gas efficiently cooled and simultaneously enhance its density by a factor of  $\leq 10^3$ ([Metzger et al. 2014, 2015](#)). A cool and dense shell is produced between the forward and reverse shocks. Following [Metzger et al. \(2014\)](#) and [Metzger et al. \(2014\)](#), [Derdzinski et al. \(2017\)](#) gave the characteristic density of the cold shell by

$$n_{\text{max}} \approx 4 \times 10^{14} t_{\text{wk}}^{-3} v_8^{-1} M_{-4} T_{\text{CS},4} \text{ cm}^{-3}, \quad (3)$$

where,  $t_{\text{wk}}$  is the time in weeks,  $v_8 = v_{\text{sh}}/(10^8 \text{cms}^{-1})$ ,  $M_{-4} = M_{\text{ej}}/(10^{-4} M_{\odot})$  and  $T_{\text{CS},4} = T_{\text{CS}}/(10^4 \text{K})$ , respectively. Here,  $v_{\text{sh}}$  is the shock velocity,  $M_{\text{ej}}$  is the ejecta mass and  $T_{\text{CS}}$  is the temperature of cold shell. Considering the radiative heating (Pontefract & Rawlings 2004), they gave the the temperature of cold shell by

$$T_{\text{CS}} \approx 2500\text{K} \frac{L}{10^{38} \text{ergs}^{-1}} v_8^{-1/2} t_{\text{wk}}^{-1/2}. \quad (4)$$

Using the above shock model, Derdzinski et al. (2017) studied the dust formation in this shell. They found that the dust grains can grow efficiently to large sizes ( $\leq 0.1 \mu\text{m}$ ), which is consistent with the observations (Gehrz et al. 1998; Sakon et al. 2016). However, they only considered the dust nucleation in a nova ejecta with a fixed chemical compositions although they also changed  $C/O$ . As shown in Denissenkov et al. (2014) and Zhu et al. (2019), the chemical compositions of the ejecta during a whole nova eruption is ever-changing, which can result in  $C/O$  with varied values.

In this work, we use the free expansion model and shock model to investigate the formation of bimodal dust species in the nova ejecta, respectively. In fact, there is the pre-existing circum stellar medium when the nova ejecta expands. Its chemical properties also affect the element abundances and  $C/O$  of the cool and dense shell between the forward and reverse shocks. However, it is very difficult to determine the chemical properties of the pre-existing circum stellar medium because it may originate from the ejecta of nova eruption, or the matter transferred from WD companion, or the mixing of them. As far as we know, there is no any observational evidence or theoretical model referring to it. Therefore, in this work, following Derdzinski et al. (2017), we only consider a shock model within nova ejecta. In addition, nova expansion model also depends on the geometry of nova wind and the pre-existing circumstellar medium, which are usually not spheri-

cally symmetric. For example, Chomiuk et al. (2014) found that, due to the motion of binary system in nova V959Mon, the denser material was expelled out along the equatorial plane while the more thin gas was ejected rapidly along the poles from WD. However, for simplicity, we assume a spherically symmetric ejecta in this work.

### 2.3. Dust Nucleation

As the last section discusses, it is possible that the bimodal dust species are produced in a nova eruption. However, based on the classical nucleation theory, the dust grains can not form until a gas is supersaturated (Becker & Döring 1935; Feder et al. 1966). Following Derdzinski et al. (2017), we only consider the possibility for the formation of carbon grains and  $\text{Mg}_2\text{SiO}_4$  which represents the silicate grain population during a nova eruption.

In the classical nucleation theory, it is determined by the ratio of the gas density to the equilibrium density ( $n_{\text{eq}}$ ) whether a gas becomes supersaturated. For carbon grains, this ratio is given by

$$S_C = n_C/n_{\text{eq}}, \quad (5)$$

where  $n_C$  is the number density of carbon in the gas state, and  $n_{\text{eq}} = \frac{6.9 \times 10^{13}}{k_B T} e^{-84428.2/T}$  (Keith & Lazzati 2011). Here,  $k_B$  and  $T$  are the Boltzmann constant and the gas temperature, respectively. For forsterite grains, whose formation involves several elements ( $2\text{Mg} + \text{SiO} + 3\text{O} \rightarrow \text{Mg}_2\text{SiO}_4$ ), the ratio is given by,

$$\ln S_{\text{Si}} = -\frac{\Delta G}{K_B T} + \sum_i v_i \ln p_i, \quad (6)$$

where  $\Delta G$  and  $v_i$  are Gibbs free energy for the chemical reaction and the stoichiometric coefficients, respectively. Their values can be found in Kozasa & Hasegawa (1987) and Nozawa et al. (2003). The  $p_i$  are the partial pressures of each species.

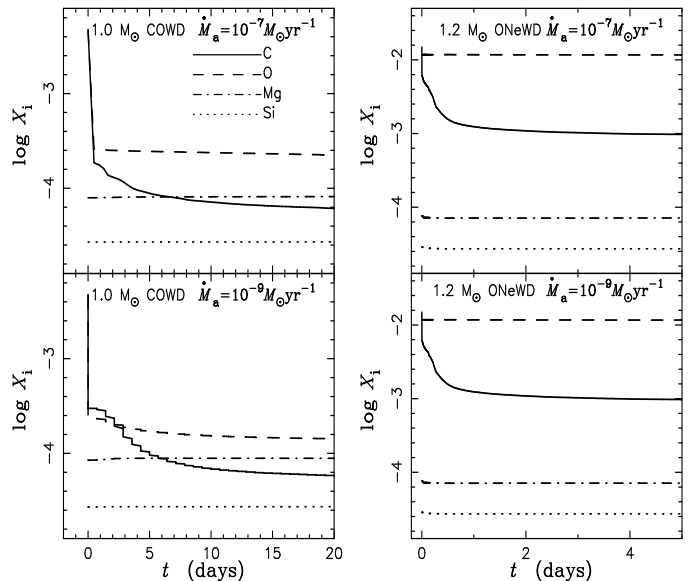
When  $S_{\text{Si}}$  or  $S_{\text{C}}$  is greater than 1, the dust nucleation occurs. There are many models for dust nucleation and growth (e. g., Gail & Sedlmayr 1999; Ferrarotti & Gail 2006; Ventura et al. 2012; Todini & Ferrara 2001; Bianchi & Schneider 2007). For simplicity, following Derdzinski et al. (2017), we only discuss the formation and growth of two dust species — solid C and  $\text{Mg}_2\text{SiO}_4$ . We assumed that a density of seed nuclei per hydrogen nucleus,  $n_{\text{d}}$ , is  $10^{-13}$  and the radius of the seed nuclei,  $a_0$ , is  $10^{-7}$  cm (Gail & Sedlmayr 1999). The dust grains continuously grow by accreting at a rate (Derdzinski et al. 2017)

$$\frac{da}{dt} = n^{\text{gas}} c_{\text{cs}} (a_0 v)^{2/3} \sqrt{\left(\frac{k_{\text{B}} T}{2\pi m}\right)} \text{ s}^{-1}, \quad (7)$$

where  $n^{\text{gas}}$  is the number density of C or Si atoms in gas phase,  $v_i$  is the volume of solid C or  $\text{Mg}_2\text{SiO}_4$ ,  $m$  is the mass of the molecule and  $c_{\text{cs}} = (30\pi)^{1/3}$  for spherical grains. Of course, when the grains grow, evaporation and chemisputtering can occur. In this work, we neglect them.

### 3. RESULTS

Zhu et al. (2019) had taken into account 48 different model combinations (4 WD masses, 4 mixing depths, 3 WD mass-accretion rates). In their work, a mixing depth  $\delta$  larger than 0.05 can result in a very low  $C/O$  because the O abundance of the WD from the surface to the inside quickly rises above C abundances (See Figure 1 in Zhu et al. (2019)). In these models,  $C/O$  is always lower than 1. For the models with  $\delta = 0.001$ ,  $C/O$  of nova ejecta over the course of an eruption can evolve from greater than 1.0 to less than 1.0. That is, the models with a small mixing depth of 0.001 can offer the chemical conditions for the formation of bimodal dust species which is the focal point of this work. Therefore, we take  $\delta$  as 0.001. We choose the two typical models as below: novae for  $1.0 M_{\odot}$  CO WD and  $1.2 M_{\odot}$  ONe WD with



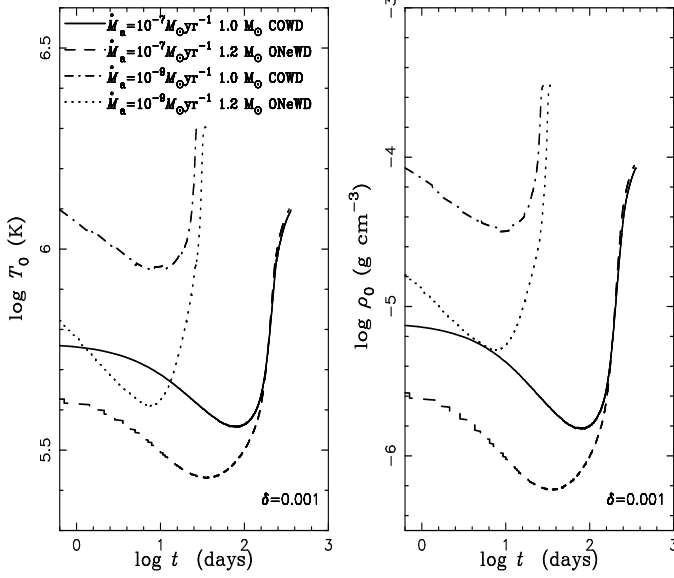
**Figure 1.** Evolution of normalized number density for C, O, Mg and Si elements during an entire eruption. The input parameters of models are given in the top of every panel. The solid, dashed and dash-dotted and dotted lines represent the C, O, Mg and Si elements, respectively.

the mixing depth of 0.001 and different mass-accretion rates of  $10^{-7}$  and  $10^{-9} M_{\odot} \text{ yr}^{-1}$ , respectively.

Figure 1 shows the evolution of normalized number density for C, O, Mg and Si elements during an entire eruption. Because C abundance around the surface of WD is higher than O abundance,  $C/O$  of ejecta at the beginning of nova eruption is larger than 1. However, the TNR rapidly depletes C element, and results in the  $C/O$  less than 1. As discussed in Zhu et al. (2019), it is very possible for bimodal dust species to form in such ejecta.

Figure 2 shows the initial temperature and density of gas ejected by TNR. Not only input parameters but also the ejected time affect these physical quantities which directly determine the dust formation. Therefore, we choose the ejected gas at the beginning of nova eruption, at the maximum luminosity and at the end of nova eruption, to investigate the possibility

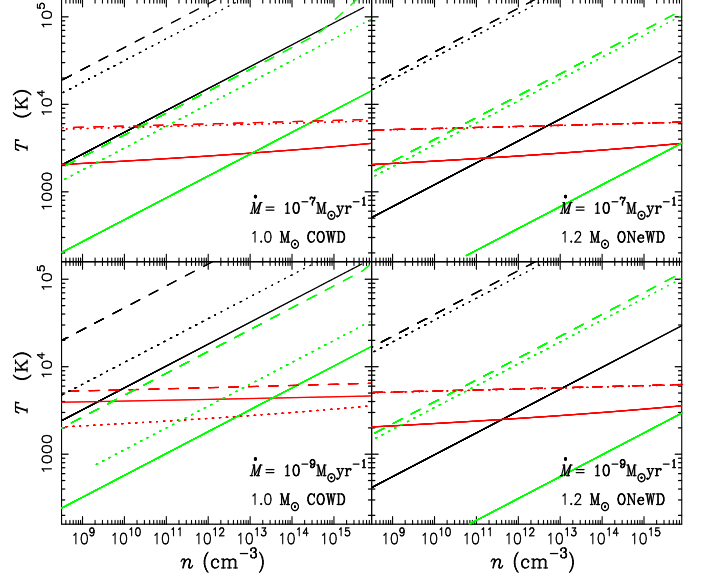




**Figure 2.** The initial temperature and density of gas ejected by TNR. The different line styles representing the different models are showed the top of left panel.

of dust nucleation by using the models of ejecta expansion.

Figure 3 gives the evolution of gas number density in the models of free expansion and radiative shock and its equilibrium density with the temperature. The region in which  $n_C > n_{eq}$  or  $n_{Si} > n_{eq}$  is favorable to dust nucleation. For the model of free expansion, we find that dust is hardly produced in these regions for all phases, no matter at the beginning of nova eruption, at the maximum luminosity or at the end of nova eruption. There are too high temperature or too low number density in these regions. For example, for the model with  $1.0 M_\odot$  CO WD and a mass-accretion rate of  $10^{-7} M_\odot \text{yr}^{-1}$ , that is, the model is showed by the solid black and red lines in the left-top panel of Figure 3, the temperature of the gas is about 2000 K when the number density is higher than the equilibrium density, and simultaneously the number density of free carbon is only about  $2.5 \times 10^8 \text{ cm}^{-3}$ . In such environment, the nucleation and growth of dust grains hardly occur (e.g., Gail & Sedlmayr



**Figure 3.** Number density and temperature evolution of nova ejecta. Every panel represents a model whose parameters are given in the right-bottom region and the mixing depth equals 0.001. The solid, dashed and dot-dashed lines give the results for the ejected gas at the beginning of nova eruption, at the maximum luminosity and at the end of nova eruption, respectively. The black and green lines represent the models of free expansion and radiative shock, respectively. The red lines show the relation of temperature and its equilibrium density ( $n_{eq}$ ).

1986). Therefore, the free expansion model is unsuitable for dust formation in nova ejecta.

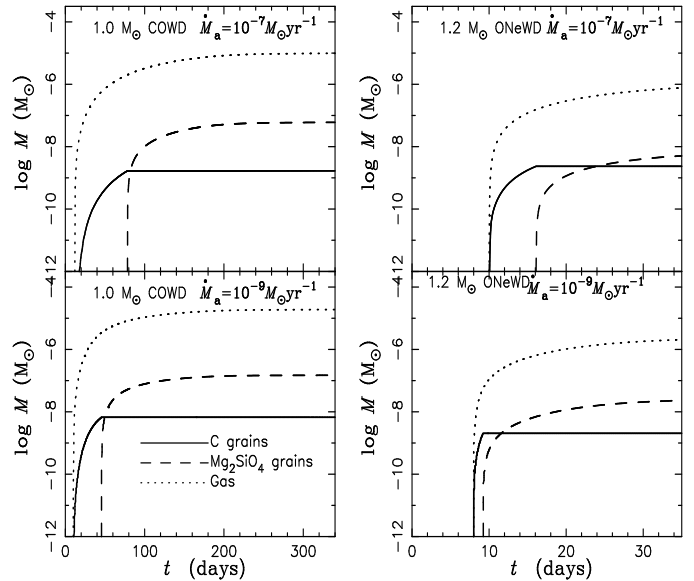
For the model of radiative shock, the density under shock compression can be enhanced by about 3–5 magnitude (Derdzinski et al. 2017). Therefore, as Figure 3 shows, when  $n_C > n_{eq}$  or  $n_{Si} > n_{eq}$ , the temperature and density of ejected gas in radiative shock are about 2000 K and  $10^{12}$ – $10^{13} \text{ cm}^{-3}$ . The dust nucleation and growth may occur in this environment. Therefore, we only consider the dust formation in the model of radiative shock.

Figure 4 shows the dust yields calculated by Eqs. (3), (4) and (7). Because the  $C/O$  of ejecta is higher than 1 at the beginning of the nova eruption (See Figure 1), the C grains form first. After several or tens of days, the

$\text{Mg}_2\text{SiO}_4$  grains begin to grow. On the observations, the dust formation occurs in about 20–100 days after nova eruption (e. g., Geisel et al. 1970; Gehrz et al. 1980; Evans & Gehrz 2012; ?). Our results are consistent with observations. In our models, every nova can produce C grains with an average mass of about  $10^{-9}$  and  $10^{-8} M_\odot$ , and  $\text{Mg}_2\text{SiO}_4$  grains with an average mass of about  $10^{-8}$  and  $10^{-7} M_\odot$ . Based on the mass of ejected gas, the ratio of dust to gas is about 1%. From the observational point of view, majority of the dusty classical novae are COWD novae and only a few exceptional ONeMg novae have shown the signs of dust formation, e.g., V1370 Aql, V838 Her and V1065 Cen (Gehrz et al. 1984; Woodward et al. 1992; Helton et al. 2010). The main reason, showed by Figure 4, is that ONeWD usually has more mass than COWD. Under similar input parameters, the critical mass accreted by ONeWD for nova eruption is smaller than that by COWD. Then, the mass ejected by the former is lower than that by the later. In our simulations, the mass ejected by COWD nova is about 10 times higher than that by ONeWD nova. In turn, COWD nova can produce more dust grains than ONeWD. Therefore, the possibility of observing dust grains in COWD nova is higher than ONeWD nova, which is consistent with observations.

#### 4. CONCLUSIONS

Using the nova model provided by MESA, we investigate the possibility of nova ejecta producing bimodal dust species. We find that it is very hardly difficult to form dust when nova ejecta freely expands. However, if the radiative shock occurs, the nova ejecta can efficiently produce dust. In our models, every nova can produce C grains with an average mass of about  $10^{-9}$  and  $10^{-8} M_\odot$ , and  $\text{Mg}_2\text{SiO}_4$  grains with an average mass of about  $10^{-8}$  and  $10^{-7} M_\odot$ . Based on the mass of ejected gas, the ratio of dust to gas is about 1%.



**Figure 4.** The dust yields in nova ejecta. The solid and dashed lines represent the yields of C and  $\text{Mg}_2\text{SiO}_4$  grains, respectively. The dotted lines give the mass of ejected gas. The input parameters of models are given in the top of every panel.

Obviously, in the radiative shock model, nova ejecta offers a suitable environment for dust nucleation. However, as discussed in Gail & Sedlmayr (1999), our knowledge to dust formation and growth is still extremely limited. Especially, in this work, we only consider C and  $\text{Mg}_2\text{SiO}_4$  grains. In fact, based on the chemical environment, nova ejecta can produce many species of dust, such as olivine-type, pyroxene-type, quartz-type, iron, SiC-type dust grains, and so on (e. g., Ferrarotti & Gail 2006). There is still long way to understand the formation and growth of bimodal species dust in the nova ejecta.

#### ACKNOWLEDGMENTS

This work received the generous support of the National Natural Science Foundation of China, project Nos. 11763007, 11473024, 11463005, 11863005, 11803026 and 11503008. We would also like to express our gratitude to the Tianshan Youth Project of Xinjiang No.2017Q014.

## REFERENCES

- Abdo, A. A., Ackermann, M., Ajello, M., et al. 2010, *Science*, 329, 817
- Ackermann, M., Ajello, M., Albert, A., et al. 2014, *Science*, 345, 554
- Barlow, M. J., Krause, O., Swinyard, B. M., et al. 2010, *A&A*, 518, L138
- Becker, R., & Döring, W. 1935, *Annalen der Physik*, 416, 719
- Bianchi, S., & Schneider, R. 2007, *MNRAS*, 378, 973
- Casanova, J., José, J., García-Berro, E., & Shore, S. N. 2016, *A&A*, 595, A28
- Casanova, J., José, J., & Shore, S. N. 2018, *A&A*, 619, A121
- Cheung, C. C., Jean, P., Shore, S. N., et al. 2016, *ApJ*, 826, 142
- Chomiuk, L., Linford, J. D., Yang, J., et al. 2014, *Nature*, 514, 339
- Denissenkov, P. A., Herwig, F., Bildsten, L., & Paxton, B. 2013, *ApJ*, 762, 8
- Denissenkov, P. A., Truran, J. W., Pignatari, M., et al. 2014, *MNRAS*, 442, 2058
- Derdzinski, A. M., Metzger, B. D., & Lazzati, D. 2017, *MNRAS*, 469, 1314
- Draine, B. T. 2009, in *Astronomical Society of the Pacific Conference Series*, Vol. 414, *Cosmic Dust - Near and Far*, ed. T. Henning, E. Grün, & J. Steinacker, 453
- Evans, A., & Gehrz, R. D. 2012, *Bulletin of the Astronomical Society of India*, 40, 213
- Feder, J., Russell, K. C., Lothe, J., & Pound, G. M. 1966, *Advances in Physics*, 15, 111
- Ferrarotti, A. S., & Gail, H. 2006, *A&A*, 447, 553
- Fransson, C., & Chevalier, R. A. 1989, *ApJ*, 343, 323
- Gail, H., & Sedlmayr, E. 1999, *A&A*, 347, 594
- Gail, H.-P., & Sedlmayr, E. 1986, *A&A*, 166, 225
- Gehrz, R. D., Grasdalen, G. L., Hackwell, J. A., & Ney, E. P. 1980, *ApJ*, 237, 855
- Gehrz, R. D., Ney, E. P., Grasdalen, G. L., Hackwell, J. A., & Thronson, Jr., H. A. 1984, *ApJ*, 281, 303
- Gehrz, R. D., Truran, J. W., Williams, R. E., & Starrfield, S. 1998, *PASP*, 110, 3
- Geisel, S. L., Kleinmann, D. E., & Low, F. J. 1970, *ApJL*, 161, L101
- Glasner, S. A., Livne, E., & Truran, J. W. 2012, *MNRAS*, 427, 2411
- Hansen, B. M. S. 1999, *ApJ*, 520, 680
- Harrison, T. E., & Johnson, J. J. 2018, *ArXiv e-prints*, arXiv:1803.11219
- Helton, L. A., Woodward, C. E., Walter, F. M., et al. 2010, *AJ*, 140, 1347
- José, J., & Hernanz, M. 1998, *ApJ*, 494, 680
- Kawakita, H., Ootsubo, T., Arai, A., Shinnaka, Y., & Nagashima, M. 2017, *AJ*, 153, 74
- Keith, A. C., & Lazzati, D. 2011, *MNRAS*, 410, 685
- Kozasa, T., & Hasegawa, H. 1987, *Progress of Theoretical Physics*, 77, 1402
- Kozasa, T., Hasegawa, H., & Nomoto, K. 1989, *ApJ*, 344, 325
- Li, F., Zhu, C., Lü, G., & Wang, Z. 2016a, *PASJ*, 68, 39
- Li, K.-L., Chomiuk, L., & Strader, J. 2016b, *The Astronomer's Telegram*, 9736
- Liu, H. L., & Lü, G. L. 2019, *Journal of Cosmology and Astro-Particle Physics*, 2019, 040
- Lü, G., Zhu, C., & Podsiadlowski, P. 2013, *ApJ*, 768, 193
- Lü, G., Zhu, C., Wang, Z., Huo, W., & Yang, Y. 2011, *MNRAS*, 413, L11
- Lü, G., Zhu, C., Wang, Z., & Wang, N. 2009, *MNRAS*, 396, 1086
- Martin, P., & Dubus, G. 2013, *A&A*, 551, A37
- Martin, P., Dubus, G., Jean, P., Tatischeff, V., & Dosne, C. 2018, *A&A*, 612, A38
- Metzger, B. D., Finzell, T., Vurm, I., et al. 2015, *MNRAS*, 450, 2739
- Metzger, B. D., Hascoët, R., Vurm, I., et al. 2014, *MNRAS*, 442, 713
- Mukai, K., Orio, M., & Della Valle, M. 2008, *ApJ*, 677, 1248
- Nozawa, T., Kozasa, T., Umeda, H., Maeda, K., & Nomoto, K. 2003, *ApJ*, 598, 785
- Paxton, B., Bildsten, L., Dotter, A., et al. 2011, *ApJS*, 192, 3
- Paxton, B., Cantiello, M., Arras, P., et al. 2013, *ApJS*, 208, 4
- Paxton, B., Marchant, P., Schwab, J., et al. 2015, *ApJS*, 220, 15
- Paxton, B., Schwab, J., Bauer, E. B., et al. 2018, *ApJS*, 234, 34
- Pontefract, M., & Rawlings, J. M. C. 2004, *MNRAS*, 347, 1294



- Prialnik, D., & Kovetz, A. 1995, *ApJ*, 445, 789
- Rukeya, R., Lü, G., Wang, Z., & Zhu, C. 2017, *PASP*, 129, 074201
- Sakon, I., Sako, S., Onaka, T., et al. 2016, *ApJ*, 817, 145
- Starrfield, S., Truran, J. W., Sparks, W. M., & Kutter, G. S. 1972, *ApJ*, 176, 169
- Strope, R. J., Schaefer, B. E., & Henden, A. A. 2010, *AJ*, 140, 34
- Sun, W., Zhu, C., Wang, Z., & Lü, G. 2016, *Ap&SS*, 361, 275
- Tielens, A. G. G. M. 2005, *The Physics and Chemistry of the Interstellar Medium*
- Todini, P., & Ferrara, A. 2001, *MNRAS*, 325, 726
- Ventura, P., Dell'Agli, F., Schneider, R., et al. 2014, *MNRAS*, 439, 977
- Ventura, P., di Criscienzo, M., Schneider, R., et al. 2012, *MNRAS*, 424, 2345
- Wood, M. A. 1992, *ApJ*, 386, 539
- Woodward, C. E., Gehrz, R. D., Jones, T. J., & Lawrence, G. F. 1992, *ApJL*, 384, L41
- Yaron, O., Prialnik, D., Shara, M. M., & Kovetz, A. 2005, *ApJ*, 623, 398
- Zhu, C., Liu, H., Lü, G., Wang, Z., & Li, L. 2019, arXiv e-prints, arXiv:1906.04369
- Zhu, C., Lü, G., & Wang, Z. 2013, *ApJ*, 777, 23
- . 2015, *MNRAS*, 454, 1725
- Zhukovska, S., Dobbs, C., Jenkins, E. B., & Klessen, R. S. 2016, *ApJ*, 831, 147