

A Class of Compounds Featuring Frustrated Triangular Magnetic Lattice CsRESe₂ (RE=La - Lu): Quantum Spin-Liquid Candidates

Jie Xing^{a*}, Liurukara D. Sanjeeva^{a*}, Jungsoo Kim^b, G. R. Stewart^b, Mao-Hua Du^a,
Fernando A. Reboledo^a, Radu Custelcean^c, Athena S. Sefat^a

^aMaterials Science and Technology Division, Oak Ridge National Laboratory, Oak Ridge, Tennessee 37831, USA

^bDepartment of Physics, University of Florida, Gainesville, Florida 32611, USA

^cChemical Sciences Division, Oak Ridge National Laboratory, Oak Ridge, Tennessee 37831, USA

Abstract

A triangular lattice selenide series of rare earths (*RE*), CsRESe₂, were synthesized as large single crystals using a flux growth method. This series stabilized in either trigonal (*R-3m*) or hexagonal (*P6₃/mmc*) crystal systems. Physical properties of CsRESe₂ were explored by magnetic susceptibility and heat capacity measurements down to 0.4 K. Antiferromagnetic interaction was observed in all magnetic compounds, while no long-range magnetic order was found, indicating the frustrated magnetism. CsDySe₂ presents spin freezing at 0.7 K, revealing a spin-glass state. CsCeSe₂ and CsYbSe₂ present broad peaks at 0.7 K and 1.5 K in the magnetization, respectively, suggesting the short-range interactions between magnetic rare earth ions. The lack of signature for long-range magnetic order and spin freezing down to 0.4 K in these compounds (*RE* = Ce, Yb) implies their candidacy for quantum spin liquid state.

INTRODUCTION

The topic of quantum spin liquid (QSL) has been attracting a great amount of interests due to its potential application for the future quantum communication and computation.¹⁻⁴ The highly entangled spins in QSL remain dynamic even at zero temperature without breaking any symmetry. The frustrated magnetic materials with degenerate ground states are excellent candidates for QSL. To date, some organic and inorganic transition metal containing triangular magnetic lattices such as κ -(BEDT-TTF)₂Cu₂(CN)₃, EtMe₃Sb[Pd(dmit)₂]₂, Ba₃CoSb₂O₉, Ba₈CoNb₆O₂₄, and NaTiO₂ are proposed to have interesting magnetic ground states, revealed by theoretical calculations and experimental results.⁵⁻¹³ At the same time, frustrated magnetic lattices with rare-earth (*RE*) ions have been attractive due to the large spin-orbital coupling and anisotropic magnetic interaction.¹⁴ Moreover, triangular magnetic lattices with *RE* ions exhibit diverse magnetic ground states.¹⁵⁻¹⁶ For example, *RE* ions with an odd number of *4f* electrons (i.e., Kramer ions) could be treated as an effective spin $J_{\text{eff}} = 1/2$. One of the famous materials is YbMgGaO₄ in which Yb³⁺ form a triangular magnetic lattice and it was proposed by experiments and theory as a quantum spin liquid candidate.¹⁷⁻²¹

Recently, a large class of compounds with the formula of *AREQ*₂ (*A* = Na, K, Rb and Cs, *Q* = O, S, Se and Te) has been proposed as QSL candidates.²²⁻²⁶ Due to the different sizes of *A*-site cations, *RE* ions and *Q*, *AREQ*₂ (112) is a special class of compound that tends to crystallize in different crystal space groups: LiLaO₂ in *P2*₁/*c*, LiEuO₂ in *Pbm*, LiYbO₂ in *I4*₁/*amd*, NaTbO₂ in *C2*/*c*, NaYbO₂ in *R-3m*, CsNdO₂ in *P6*₃/*mmc*, and NaLaS₂ in *Fm-3m*.²⁷⁻³⁶ Among these 112 compounds, high symmetry structures maintain perfect *RE* triangular lattices that are separated by the *A*-site cations. These compounds crystallize without any disorder formation, unlike mixed occupation of Mg and Ga atoms in YbMgGaO₄ that may facilitate a disordered state similar to a spin liquid state.³⁷⁻³⁹ Dzyaloshinskii-Moriya interaction is prohibited due to the magnetic rare earth ions

occupying the high symmetry sites in these compounds, similar to quantum spin liquid candidate YbMgGaO_4 .^{18,40-42} Hence, 112-type compounds with triangular layers are an open ground to investigate novel frustrated magnetism.

However, among this 112 class of compounds, several important challenges remain, including limited known compounds and difficulty of growing large single crystals for finding anisotropic magnetic properties. These can be well exemplified by the CsRESe_2 family. So far, only the structure of CsYbSe_2 was reported, of which was synthesized by complex multiple steps.⁴³ In this work, we employed a new and simple flux method to grow large single crystals of 112 compounds, enabling anisotropic physical property measurements and inelastic neutron scattering experiments. Additionally, for the first time we confirmed that new compounds in this CsRESe_2 series crystallize in either trigonal or hexagonal crystal systems depending upon the size of the RE^{3+} ion.

RESULTS AND DISCUSSION

The CsRESe_2 compounds were synthesized by an easy two-step method: first, the powder form of the target phase is synthesized using the stoichiometric amounts of the elements as starting materials; second, this precursor was mixed with the CsCl salt flux to obtain single crystals. More details of the synthesis procedure are given in the Supporting Information (SI). For the first time, we report that large high-quality single crystals of Cs RE -based 112s can be synthesized using this technique as shown in Figure 1. Additionally, we report single crystal structure characterization (details are in SI) and anisotropic magnetic properties of CsRESe_2 series of $RE = \text{La to Lu}$.

We find that CsRESe_2 series adopt two crystal systems, trigonal $R-3m$ ($\alpha\text{-NaFeO}_2$), and hexagonal $P6_3/mmc$ ($\beta\text{-RbScO}_2$) types. CsRESe_2 with larger RE^{3+} ionic radii (La, Ce, Pr, Nd, and Sm) are iso-structural and possess $\alpha\text{-NaFeO}_2$ structure type, while CsRESe_2 with smaller RE^{3+} ionic radii ($RE = \text{Tb, Dy, Er, Tm, Yb, and Lu}$) form hexagonal $\beta\text{-RbScO}_2$ structure type. A comparison of

these two structure types is presented in Figure 2. In both structures, each of Cs, *RE* and Se atoms has a special position. In α -NaFeO₂ structure type, Cs (Wyckoff 3*b*) and *RE* (3*a*) sites have $-3m$ symmetry while Se (6*c*) has $3m$ site symmetry. In comparison, in β -RbScO₂ structure type, Cs (2*c*) and *RE* (2*b*) sites are in $-6m2$ and $-3m$ special positions, respectively, while Se (4*f*) is on $3m$ position. This obvious structural change among this Cs*RE*Se₂ family is likely due to the slight deviation of the *RE*³⁺ ionic radii, which is supported by DFT calculation (see SI). Visually, the α -NaFeO₂ and β -RbScO₂ structure types exhibit different packing along the *c*-axis, as shown in Figure 2; herein, the atomic arrangement of one-unit cell of each of CsLaSe₂ and CsTbSe₂ is used to compare these differences. In CsLaSe₂ three layers of La–Se–La are packed along the *c*-axis while only two layers of Tb–Se–Tb are packed in CsTbSe₂. In both cases, each *RE*Se₆ octahedron shares edges with six surrounding units by positioning one Se atom sharing between three neighboring *RE*³⁺ ions pointing along the *c*-axis. The polyhedral structural representation is shown in the Figure SI. 2. This interesting connectivity between *RE*Se₆ units creates an infinite triangular lattice of *RE*³⁺ ions in the *ab*-plane, being displayed in Figure SI 3. Moreover, since *RE* atoms are sitting in the corners of the unit cell on *ab*-plane (Figure 2) in both structure type, therefore, the distance between *RE*³⁺ ions is same as the size of the *a*-axis which solely depends on the size of the *RE*³⁺ cation (Figure SI 5). Since the only structural change is that observed within the triangular layer, Cs*RE*Se₂ series allow understanding the role of *RE*³⁺ ions within the same structural motifs, *RE*-ion dependent crystal electric field (CEF) anisotropy, and the exotic magnetic ground state that may be generated from the lattice frustrations.

The temperature dependence of the magnetization parallel and perpendicular to *ab*-plane above 2 K for Cs*RE*Se₂ (*RE* = Ce, Pr, Nd, Sm, Tb, Dy, Er, Tm, Yb) series (Figure SI 9) indicates no long-range magnetic order above 2 K. All these materials show paramagnetic behavior with

antiferromagnetic interaction. Large anisotropy was found between *ab*-plane versus *c*-axis magnetization in the CsRESe₂. Considering the relative high values of $|\theta_{CW}|$, strong frustrated phenomenon is expected in this family. A detail discussion of magnetic susceptibility, Curie-Weiss fittings, and isothermal magnetizations are given in the SI.

Moreover, we performed AC (DC 0 T, AC 2.5 Oe) and DC (0.2 T) magnetic susceptibility measurement below 2 K for the Kramer ions (Figure 3), where crystal electric field (CEF) could split the multiplet into the Kramer doublets. The slopes of DC and AC susceptibility of CsCeSe₂ both change at 0.7 K, while there is no difference between zero-field cooling (ZFC) and field cooling (FC), and no frequency-dependence of AC susceptibility from 1 Hz to 757 Hz. Considering the relatively high first excited energy in Ce³⁺ from CEF,⁴⁴ the slope change at 0.7 K of CsCeSe₂ could be caused by the short-range magnetic interactions. For CsNdSe₂, no magnetic transition is observed in both AC and DC susceptibility down to 0.4 K. The behavior of DC susceptibility deviates from Curie Weiss law, and there is no difference between ZFC and FC. The DC susceptibility of CsSmSe₂ exhibits an upturn at 0.6 K. Considering the multilevel CEF for Sm³⁺ and no λ anomaly at the same temperature in the heat capacity, the reason for this feature is likely low lying CEF states.⁴⁵ A magnetic transition is found in CsDySe₂ at 0.7 K in the AC susceptibility. The transition moves to a higher temperature by increasing frequency from 1 Hz to 757 Hz, strongly indicating the spin freezing at 0.7 K is due to the short-range interaction between Dy³⁺ ions. This feature was also found in other frustrated Dy compounds.^{46,47} These suggest possible spin-glass state in CsDySe₂. AC susceptibility of CsErSe₂ increases with lowering temperature down to 0.4 K. Similar behavior has been observed in the previously reported compounds, AErSe₂ (*A* = Na and K) and ErMgGaO₄,^{48,49} suggesting possible spin liquid ground state.

Yb^{3+} triangular lattices in CsYbSe_2 are very important for investigating QSL due to the possible effective spin $1/2$ of Yb^{3+} . The YbSe_6 environment in CsYbSe_2 is close to those in NaYbO_2 and YbMgGaO_4 . It may lead CsYbSe_2 to be a similar $J_{\text{eff}} = 1/2$ triangular frustrated magnet.^{17,23-26} Unlike YbMgGaO_4 , CsYbSe_2 exhibits a broad peak at 1.5 K in magnetic susceptibility with no bifurcation in the ZFC and FC. The ground state should not be affected with CEF at such low temperature since the first excited energy from CEF in similar triangular lattice materials (such as NaYbO_2 or YbMgGaO_4) is much higher than 1.5 K.^{18,24} Furthermore, no clear difference is observed in AC susceptibility measurements (1-757 Hz). Therefore, we can exclude possibility of having spin freezing in spin glass in CsYbSe_2 . This is further supported by the heat capacity data described below.

To investigate the magnetic interaction and CEF effects, we also measured heat capacity at 0 T down to 0.4 K. Figure 4 displays a summary of the heat capacity and calculated entropy for all the compounds. The heat capacity reaches the classical limit of Dulong-Petit law for phonon heat capacity $3nR = 99.31 \text{ J/mol K}$ (n is number of atoms per formula unit and R is gas constant).⁵⁰ Due to the full occupied electrons in the outer layers in CsLaSe_2 ($\text{La}^{3+}: 4f^0$) and CsLuSe_2 ($\text{Lu}^{3+}: 4f^{14}$), the heat capacity of CsLaSe_2 and CsLuSe_2 overlap and provide good phonon references for other compounds. The fitted Debye temperature for CsLaSe_2 is 174 K. There is no λ shape anomaly in the heat capacity indicating no long-range magnetic transition within our measuring temperature range for all compounds. Consistent with the magnetization measurement, the heat capacity results also suggest strong frustrated magnetism in these compounds. The broad peaks were observed in all the compounds except La, Pr and Lu. We also calculated the entropy from the lowest measurement temperature for each compound. The magnetic entropy of $J_{\text{eff}} = 1/2$ should be $R\ln 2$. CsNdSe_2 , CsDySe_2 , CsTbSe_2 and CsErSe_2 present larger values of the entropy at low temperature,

which may be due to the Schottky contributions.⁵¹ Now we focus on CsCeSe₂, CsDySe₂, and CsYbSe₂ that contain downturns in $M(T)$ results. Heat capacity of CsCeSe₂ exhibits a broad peak starting from 4 K, which is much lower than the CEF feature in the temperature dependence of the magnetization (Figure SI 9). In heat capacity, maximum of the broad peak is at 0.7 K which agrees with our magnetization data (Figure 3). However, lack of λ shaped feature indicates that it may be due to short-range magnetic interaction. The magnetic entropy down to 0.4 K is 3.4 J/mol which is 60% of $R\ln 2$ in the $S = 1/2$ system. This indicates a possible residual magnetic entropy at lower temperature. Two broad peaks were exhibited in CsDySe₂ heat capacity. The high-temperature broad peak occurs from 3 K to 30 K whereas no significant anomaly in magnetic susceptibility in the same temperature region, indicating the origin from the Schottky contribution. The low-temperature peak reaches the maximum at 0.7 K, further confirming the spin freezing in CsDySe₂. In CsYbSe₂, there is no λ anomaly near 1.5 K as we observed in the magnetic susceptibility (Figure 3), suggesting a short-range interaction instead of the long-range magnetic order. A broad peak is observed below 10 K in CsYbSe₂, which is similar to NaYbO₂. Unlike other rare-earth ion compounds, this peak is very broad, implying the spin fluctuation in CsYbSe₂.

CONCLUSION

In this work, new CsRESe₂ compounds with RE triangular lattice were discovered, and large single crystals were for the first time grown out the salt flux. Based on the magnetization and heat capacity measurements down to 0.4 K, we found diverse magnetic states in these compounds. CsDySe₂ presents the spin-glass state. CsCeSe₂ and CsYbSe₂ display clear short-range interaction behavior at low temperature. Lack of long-range magnetic order and spin freezing down to 0.4 K in CsCeSe₂ and CsYbSe₂ hints their candidacy for quantum spin liquid ground state.

Supporting Information

The Supporting Information is available free of charge on the ACS Publications website at DOI:

XXXXX

Experimental details, tables of crystallographic data, bond lengths, bond angles, temperature dependent magnetic susceptibility down to 2 K, isothermal magnetizations data and DFT calculations. (PDF)

Accession Codes

CCDC 1952065-1952075 contain the supplementary crystallographic data for this paper. These data can be obtained free of charge via www.ccdc.cam.ac.uk/data_request/cif, or by emailing data_request@ccdc.cam.ac.uk, or by contacting The Cambridge Crystallographic Data Centre, 12 Union Road, Cambridge CB2 1EZ, UK; fax: +44 1223 336033.

Author Contributions

* These authors contributed equally.

ACKNOWLEDGEMENTS

The research is supported by the U.S. Department of Energy (DOE), Office of Science, Basic Energy Sciences (BES), Materials Science and Engineering Division. The X-ray diffraction analysis by RC was supported by the US Department of Energy, Office of Science, Basic Energy Sciences, Chemical Sciences, Geosciences, and Biosciences Division. Work at Florida by J. S.

Kim and G. R. S. supported by the US Department of Energy, Basic Energy Sciences, contract no. DE-FG02-86ER45268.

This manuscript has been authored by UT-Battelle, LLC under Contract No. DE-AC05-00OR22725 with the U.S. Department of Energy. The United States Government retains and the publisher, by accepting the article for publication, acknowledges that the United States Government retains a non-exclusive, paid-up, irrevocable, world-wide license to publish or reproduce the published form of this manuscript, or allow others to do so, for United States Government purposes. The Department of Energy will provide public access to these results of federally sponsored research in accordance with the DOE Public Access Plan.

The authors declare no competing financial interests.

REFERENCES

- [1] Zhou, Y.; Kanoda, K.; Ng, T. K. Quantum Spin Liquid States. *Rev. Mod. Phys.* **2017**, *89*, 025003.
- [2] Savary, L.; Balents, L. Quantum Spin Liquids: A Review. *Reports on Progress in Physics* **2016**, *80*, 016502.
- [3] Jiang, H.-C.; Wang, Z.; Balents, L. Identifying Topological Order by Entanglement Entropy. *Nat. Phys.* **2012**, *8*, 902.
- [4] Kitaev, A. Y. Fault-tolerant Quantum Computation by Anyons. *Ann. Phys.* **2003**, *303*, 2–30.
- [5] Yamashita, S.; Nakazawa, Y.; Oguni, M.; Oshima, Y.; Nojiri, H.; Shimizu, Y.; Miyagawa, K.; Kanoda, K. Thermodynamic Properties of a Spin-1/2 Spin-Liquid State in a κ -type Organic Salt. *Nat. Phys.* **2008**, *4*, 459–462.
- [6] Itou, T.; Oyamada, A.; Maegawa, S.; Tamura, M.; Kato, R. Quantum Spin Liquid in the Spin-1/2 Triangular Antiferromagnet $\text{EtMe}_3\text{Sb}[\text{Pd}(\text{dmit})_2]_2$. *Phys. Rev. B* **2008**, *77*, 104413.
- [7] Shirata, Y.; Tanaka, H.; Matsuo, A.; Kindo, K. Experimental Realization of a Spin-1/2 Triangular-Lattice Heisenberg Antiferromagnet. *Phys. Rev. Lett.* **2012**, *108*, 057205.
- [8] Susuki, T.; Kurita, N.; Tanaka, T.; Nojiri, H.; Matsuo, A.; Kindo, K.; Tanaka, H. Magnetization Process and Collective Excitations in the $S = 1/2$ Triangular-Lattice Heisenberg Antiferromagnet $\text{Ba}_3\text{CoSb}_2\text{O}_9$. *Phys. Rev. Lett.* **2013**, *110*, 267201.
- [9] Ma, J.; Kamiya, Y.; Hong, T.; Cao, H. B.; Ehlers, G.; Tian, W.; Batista, C.D.; Dun, Z. L.; Zhou, H. D.; Matsuda, M. Static and Dynamical Properties of the Spin-1/2 Equilateral Triangular-Lattice Antiferromagnet $\text{Ba}_3\text{CoSb}_2\text{O}_9$. *Phys. Rev. Lett.* **2016**, *116*, 087201.
- [10] Itou, T.; Oyamada, A.; Maegawa, S.; Tamura, M.; Kato, R. Quantum Spin Liquid in the Spin-1/2 Triangular Antiferromagnet $\text{EtMe}_3\text{Sb}[\text{Pd}(\text{dmit})_2]_2$. *Phys. Rev. B* **2008**, *77*, 104413.
- [11] Shimizu, Y., Miyagawa, K., Kanoda, K., Maesato, M.; Saito, G. Spin Liquid State in an Organic Mott Insulator with a Triangular Lattice. *Phys. Rev. Lett.* **2003**, *91*, 107001.

- [12] Cui, Y.; Dai, J.; Zhou, P.; Wang, P. S.; Li, T. R.; Song, W. H.; Wang, J. C.; Ma, L.; Zhang, Z.; Li, S. Y.; Luke, G. M. Mermin-Wagner Physics, (H,T) Phase Diagram, and Candidate Quantum Spin-Liquid Phase in the Spin-1/2 Triangular-Lattice Antiferromagnet $\text{Ba}_8\text{CoNb}_6\text{O}_{24}$. *Phys. Rev. Mater.* **2018**, *2*, 044403.
- [13] Clarke, S. J.; Fowkes, A. J.; Harrison, A.; Ibberson, R. M.; Rosseinsky, M. J. Synthesis, Structure, and Magnetic Properties of NaTiO_2 . *Chem. Mater.* **1998**, *10*, 372–384.
- [14] Witczak-Krempa, W.; Chen, G.; Kim, Y.B.; Balents, L. Correlated quantum phenomena in the strong spin-orbit regime. *Annu. Rev. Condens. Matter Phys.* **2014**, *5*, 57–82.
- [15] Balents, L. Spin Liquids in Frustrated Magnets. *Nature* **2010**, *464*, 199–208.
- [16] Gardner, J. S.; Gingras, M. J.; Greedan, J. E. Magnetic Pyrochlore Oxides. *Rev. Mod. Phys.* **2010**, *82*, 53.
- [17] Li, Y.; Liao, H.; Zhang, Z.; Li, S.; Jin, F.; Ling, L.; Zhang, L.; Zou, Y.; Pi, L.; Yang, Z.; Wang, J. Gapless Quantum Spin Liquid Ground State in the Two-Dimensional Spin-1/2 Triangular Antiferromagnet YbMgGaO_4 . *Sci. Rep.* **2015**, *5*, 16419.
- [18] Li, Y.; Chen, G.; Tong, W.; Pi, L.; Liu, J.; Yang, Z.; Wang, X.; Zhang, Q. Rare-earth Triangular Lattice Spin Liquid: a Single-Crystal Study of YbMgGaO_4 . *Phys. Rev. Lett.* **2015** *115*, 167203.
- [19] Li, Y.; Adroja, D.; Biswas, P. K.; Baker, P. J.; Zhang, Q.; Liu, J.; Tsirlin, A. A.; Gegenwart, P.; Zhang, Q. Muon Spin Relaxation Evidence for the U(1) Quantum Spin-Liquid Ground State in the Triangular Antiferromagnet YbMgGaO_4 . *Phys. Rev. Lett.* **2016**, *117*, 097201.
- [20] Shen, Y.; Li, Y. D.; Wo, H.; Li, Y.; Shen, S.; Pan, B.; Wang, Q.; Walker, H. C.; Steffens, P.; Boehm, M.; Hao, Y. Evidence for a Spinon Fermi Surface in a Triangular-Lattice Quantum-Spin-Liquid Candidate. *Nature* **2016**, *540*, 559–562.
- [21] Paddison, J. A.; Daum, M.; Dun, Z.; Ehlers, G.; Liu, Y.; Stone, M. B.; Zhou, H.; Mourigal, M. Continuous Excitations of the Triangular-Lattice Quantum Spin Liquid YbMgGaO_4 . *Nat. Phys.* **2017**, *13*, 117–122.
- [22] Liu, W.; Zhang, Z.; Ji, J.; Liu, Y.; Li, J.; Wang, X.; Lei, H.; Chen, G.; Zhang, Q. Rare-earth Chalcogenides: A Large Family of Triangular Lattice Spin Liquid Candidates. *Chin. Phys. Lett.* **2018**, *35*, 117501.
- [23] Baenitz, M.; Schlender, P.; Sichelschmidt, J.; Onykienko, Y. A.; Zangeneh, Z.; Ranjith, K. M.; Sarkar, R.; Hozoi, L.; Walker, H. C.; Orain, J.C.; Yasuoka, H. NaYbS_2 : A Planar Spin-1/2 Triangular-Lattice Magnet and Putative Spin Liquid. *Phys. Rev. B* **2018**, *98*, 220409.
- [24] Ding, L.; Manuel, P.; Bachus, S.; Größler, F.; Gegenwart, P.; Singleton, J.; Johnson, R. D.; Walker, H. C.; Adroja, D. T.; Hillier, A. D.; Tsirlin, A. A. Gapless Spin-Liquid State in the Structurally Disorder-free Triangular Antiferromagnet NaYbO_2 . *Phys. Rev. B* **2019**, *100*, 144432.
- [25] Ranjith, K. M.; Dmytriieva, D.; Khim, S.; Sichelschmidt, J.; Luther, S.; Ehlers, D.; Yasuoka, H.; Wosnitza, J.; Tsirlin, A. A.; Kühne, H.; Baenitz, M. Field-induced Instability of the Quantum Spin Liquid Ground State in the $J_{\text{eff}} = 1/2$ Triangular-lattice Compound NaYbO_2 . *Phys. Rev. B* **2019**, *99*, 180401.
- [26] Bordelon, M.; Kenney, E.; Hogan, T.; Posthuma, L.; Kavand, M.; Lyu, Y.; Sherwin, M.; Brown, C.; Graf, M. J.; Balents, L.; Wilson, S. D. Field-tunable Quantum Disordered Ground State in the Triangular Lattice Antiferromagnet NaYbO_2 . *Nat. Phys.* **2019**, *15*, 1058–1064.
- [27] Cantwell, J. R.; Roof, I. P.; Smith, M. D.; zur Loye, H. C. Crystal Growth and Optical Properties of Lithium–Lanthanide Oxides: LiLnO_2 ($\text{Ln} = \text{Nd, Sm, Eu, Gd}$ and Dy). *Solid State Sci.* **2011**, *13*, 1006–1012.

- [28] Hashimoto, Y.; Wakeshima, M.; Hinatsu, Y. Magnetic properties of ternary sodium oxides NaLnO_2 (Ln = rare earths). *J. Solid State Chem.* **2003**, *176*, 266–272.
- [29] Hoppe, R.; Kroeschell, P.; Wolf, R. Notiz über den α - LiFeO_2 -Type: NaPrO_2 und NaTbO_2 . *Z. Anorg. Allg. Chem.* **1986**, *537*, 97.
- [30] Brunn, H.; Hoppe, R. Neue ternäre Oxide der Seltenen Erden: Über RbSEO_2 ($\text{SE} = \text{La, Nd, Sm, Eu, Gd}$) sowie CsNdO_2 . *Z. Anorg. Allg. Chem.* **1975**, *417*, 213.
- [31] Miyasaka, N.; Doi, Y.; Hinatsu, Y. Synthesis and Magnetic Properties of ALnO_2 ($A = \text{Cu}$ or Ag ; Ln = Rare-earths) with the Delafossite Structure. *J. Solid State Chem.* **2009**, *182*, 2104–2110.
- [32] Deng, B.; Ellis, D. E.; Ibers, J. A. New Layered Rubidium Rare-earth Selenides: Syntheses, Structures, Physical Properties, and Electronic Structures for RbLnSe_2 . *Inorg. Chem.* **2002**, *41*, 5716–5720.
- [33] Dong, B.; Doi, Y.; Hinatsu, Y. Structure and Magnetic Properties of Ternary Potassium Lanthanide Oxides KLnO_2 ($\text{Ln} = \text{Y, Nd, Sm–Lu}$). *J. Alloys Compd.* **2008**, *453*, 282–287.
- [34] Ohtani, T.; Honjo, H.; Wada, H. Synthesis, Order-disorder Transition and Magnetic Properties of LiLnS_2 , LiLnSe_2 , NaLnS_2 and NaLnSe_2 (Ln = Lanthanides). *MRS Bull.* **1987**, *22*, 829–840.
- [35] Havlak, L.; Fábry, J.; Henriques, M.; Dušek, M. Structure Determination of KScS_2 , RbScS_2 and KLnS_2 ($\text{Ln} = \text{Nd, Sm, Tb, Dy, Ho, Er, Tm}$ and Yb) and Crystal–Chemical Discussion. *Acta Crystallogr., Sect. C: Struct. Chem.* **2015**, *71*, 623–630.
- [36] Bronger, W.; Brüggemann, W.; Von der Ahe, M.; Schmitz, D. Zur Synthese und Struktur ternärer Chalcogenide der Seltenen Erden ALnX_2 mit $A \triangleq$ alkalimetall und $X \triangleq$ Schwefel, Selen oder Tellur. *J. Alloys Compd.* **1993**, *200*, 205–210.
- [37] Zhu, Z.; Maksimov, P. A.; White, S. R.; Chernyshev, A. L. Disorder-Induced Mimicry of a Spin Liquid in YbMgGaO_4 . *Phys. Rev. Lett.* **2017**, *119*, 157201.
- [38] Xu, Y.; Zhang, J.; Li, Y. S.; Yu, Y. J.; Hong, X. C.; Zhang, Q. M.; Li, S. Y. Absence of Magnetic Thermal Conductivity in the Quantum Spin-liquid Candidate YbMgGaO_4 . *Phys. Rev. Lett.* **2016**, *117*, 267202.
- [39] Li, Y. YbMgGaO_4 : A Triangular-Lattice Quantum Spin Liquid Candidate. *Adv. Quantum Technol.* **2019**, 1900089.
- [40] Moriya, T. Anisotropic Superexchange Interaction and Weak Ferromagnetism. *Phys. Rev.* **1960**, *120*, 91.
- [41] Moriya, T. New Mechanism of Anisotropic Superexchange Interaction. *Phys. Rev. Lett.* **1960**, *4*, 228.
- [42] Dzialoshinski I. A Thermodynamic Theory of “Weak” Ferromagnetism of Antiferromagnetics. *J. Phys. Chem. Solids* **1958**, *4*, 241–255.
- [43] Deng, B.; Ibers, J.A. CsYbSe_2 . *Acta Crystallogr., Sect. E* **2005**, *61*, i15–i17.
- [44] Lee, J.; Rabus, A.; Lee-Hone, N.R.; Broun, D.M.; Mun, E. The two-Dimensional Metallic Triangular Lattice Antiferromagnet CeCd_3P_3 . *Phys. Rev. B* **2019**, *99*, 245159.
- [45] Wertheim, G.K.; Crecelius, G. Divalent Surface State on Metallic Samarium. *Phys. Rev. Lett.* **1978**, *40*, 813.
- [46] Greedan, J. E. Frustrated Rare Earth Magnetism: Spin Glasses, Spin Liquids and Spin ices in Pyrochlore Oxides. *J. Alloys Compd.* **2006**, *408*, 444–455.
- [47] Ramirez, A. P. Strongly Geometrically Frustrated Magnets. *Annu. Rev. Mater. Sci.* **1994**, *24*, 453–480.

- [48] Xing, J.; Sanjeewa L. D.; Kim J.; Meier W. R.; May. A. F.; Zheng. Q.; Custelcean. R. C.; Stewart G. R.; Sefat. A. S. Synthesis, Magnetization and Heat Capacity of Triangular Lattice Materials NaErSe₂ and KErSe₂. *Submitted*.
- [49] Cai, Y.; Lygouras, C.; Thomas, G.; Wilson, M.N.; Beare, J.; Yahne, D.R.; Ross, K.; Gong, Z.; Uemura, Y.J.; Dabkowska, H.A.; Luke, G.M. μ SR Study of Triangular Ising Antiferromagnet ErMgGaO₄. *arXiv preprint arXiv:1905.12798*, **2019**.
- [50] Kittel, C. Introduction to Solid State Physics. *New York: Wiley, 1976*.
- [51] Mun, E.D.; Bud'ko, S.L.; Ko, H.; Miller, G.J.; Canfield, P.C. Physical properties and anisotropies of the RNiGe₃ series (R= Y, Ce–Nd, Sm, Gd–Lu). *J. Mag. Mag. Mater.* **2010**, 322, 3527-3543.




Figure 1. Single crystals of CsRESe₂ grown using salt flux. The grid is in 1 mm scale; the *c*-axis is out of the page.

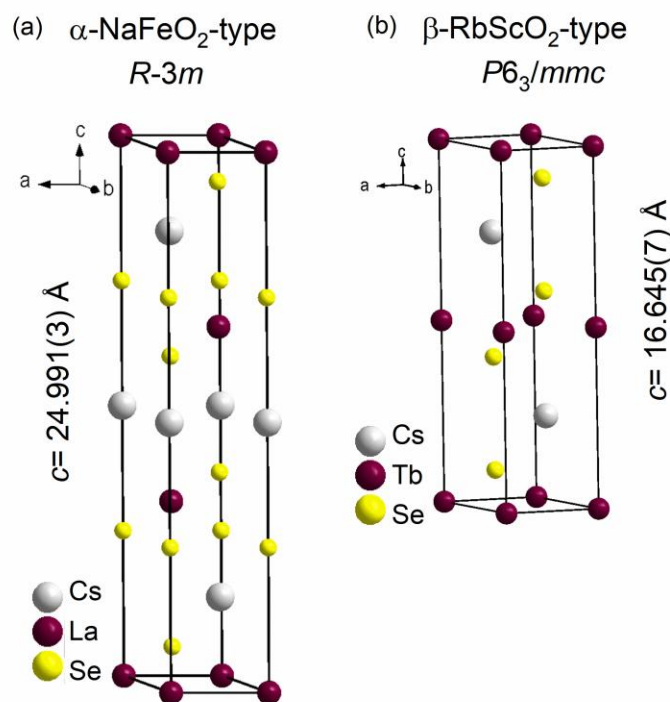


Figure 2. (a) Structure showing packing of Cs, La and Se atoms in CsLaSe₂ structure that crystallizes in α -NaFeO₂-type. (b) Packing of Cs, Tb and Se atoms in CsTbSe₂ structure that crystallizes in β -RbScO₂-type.

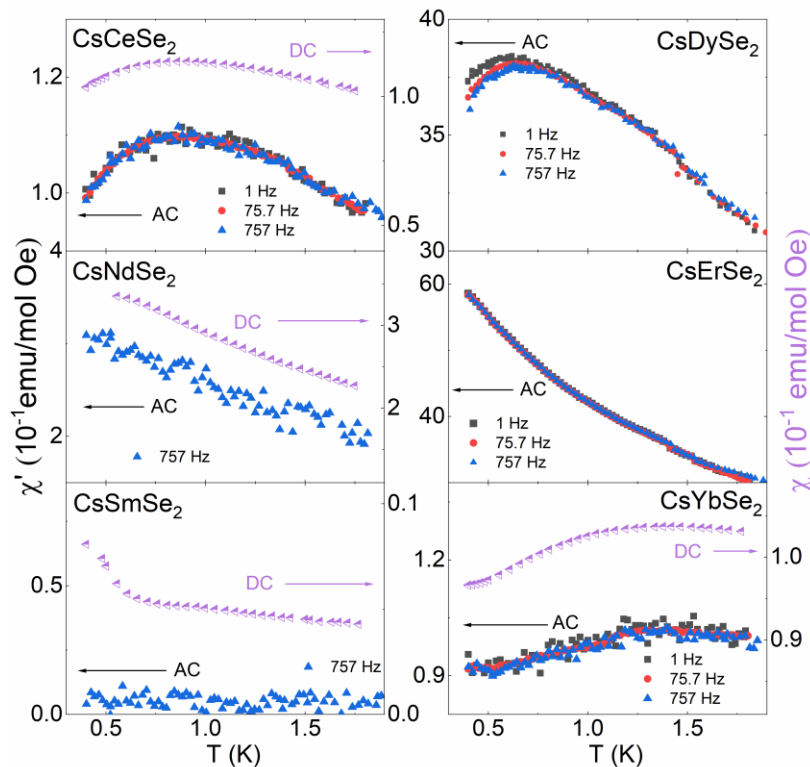


Figure 3. The AC and DC magnetic susceptibility below 2 K for the Kramer ions (Ce, Nd, Sm, Dy, Er and Yb).

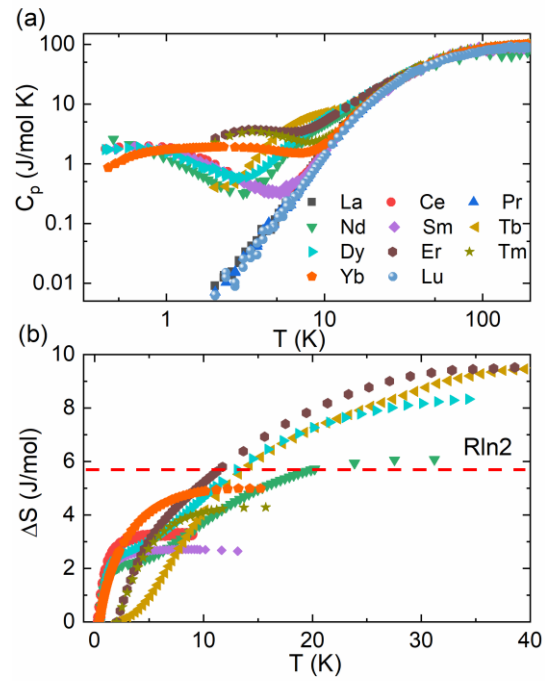


Figure 4. (a) Heat capacity measured at 0 T for CsRESe₂ series. (b) Calculated the magnetic entropy.