













Detection of a glitch in PSR J0908–4913 by UTMOST

Marcus E. Lower ^{1,2} Matthew Bailes ^{1,3} Ryan M. Shannon ^{1,3} Simon Johnston ² Chris Flynn ^{1,4}
Timothy Bateman,⁵ Duncan Campbell-Wilson,⁵ Cherie K. Day ^{1,2} Adam Deller ^{1,4} Wael Farah,¹ Anne J. Green,⁵
Vivek Gupta,¹ Richard W. Hunstead ⁵ Andrew Jameson ^{1,4} Ayushi Mandlik,¹ Stefan Osłowski ¹
Aditya Parthasarathy,^{1,2} Daniel C. Price ^{1,6} Angus Sutherland,⁵ David Temby,⁵ Glen Torr,⁵ Glenn Urquhart,⁵ and
Vivek Venkatraman Krishnan ⁷

¹Centre for Astrophysics and Supercomputing, Swinburne University of Technology, PO Box 218, Hawthorn, VIC 3122, Australia

²CSIRO Astronomy and Space Science, Australia Telescope National Facility, Epping, NSW 1710, Australia

³OzGrav: The ARC Centre of Excellence for Gravitational-wave Discovery, Hawthorn VIC 3122, Australia

⁴ARC Centre of Excellence for All-sky Astrophysics (CAASTRO)

⁵Sydney Institute for Astronomy (SIfA), School of Physics, The University of Sydney, NSW 2006, Australia

⁶Department of Astronomy, University of California Berkeley, 501 Campbell Hall, Berkeley CA 94720

⁷Max-Planck-Institute für Radioastronomie, Auf dem Hügel 69, D-53121 Bonn, Germany

Keywords: stars: neutron — pulsars: individual (PSR J0908–4913)

Neutron star glitches can originate from either a transfer of angular momentum from the core to the crust via the unpinning of superfluid vortices (Anderson & Itoh 1975) or cracking of the star’s crust (Baym et al. 1969; Ruderman 1969). Independent of the underlying mechanism, glitches result in a near instantaneous increase in the observed spin frequency and are sometimes associated with a change in spin-down. Occasionally, the change in spin frequency is observed to exponentially recover toward the pre-glitch value. Studies of large catalogues of glitches have provided insights to the internal dynamics of neutron stars and the behaviour of matter under super-nuclear densities (e.g. Yu et al. 2013).

We report the first detection of a glitch in the radio pulsar PSR J0908–4913 (PSR B0906–49) during regular timing observations by the Molonglo Observatory Synthesis Telescope (MOST) as part of the UTMOST project (Bailes et al. 2017). MOST is a 1.6-km long cylindrical aperture synthesis telescope with a diameter of 11.7 m, located approximately 40 km to the South-East of Canberra, Australia. It currently observes right-hand circularly polarised radio emission at a centre frequency of 835 MHz with a bandwidth of 31.25 MHz.

PSR J0908–4913 was initially discovered by MOST 31 years ago (D’Amico et al. 1988). It is a bright (35 ± 3 mJy at 843 MHz) pulsar with a spin period of 107 ms and dispersion measure of 180.37 ± 0.05 pc cm⁻³. It has been regularly timed by the Parkes 64-m telescope for over two decades (Weltevrede et al. 2010; Yu et al. 2013, Johnston, private communication) and as part of the UTMOST pulsar timing programme since May 2015 (see Jankowski et al. 2019). It has not been observed to glitch throughout its entire timing history, until now.

We can parameterise the associated change in rotation phase from a glitch by measuring the permanent changes in spin-frequency ($\Delta\nu_p$) and spin-down frequency ($\Delta\dot{\nu}_p$), in addition to an exponential spin recovery ($\Delta\nu_d$) over some timescale (τ_d) as

$$\phi(t) = \Delta\phi + \Delta\nu_p(t - t_g) + \frac{1}{2}\Delta\dot{\nu}_p(t - t_g)^2 - \Delta\nu_d\tau_d e^{-(t-t_g)/\tau_d}, \quad (1)$$

where $\Delta\phi$ is an unphysical jump in phase to account for ambiguities in the exact number of rotations since the glitch epoch (t_g). The glitch we detected occurred between observations taken on MJD 58762.92 and MJD 58771.90. After fitting over a grid of t_g to find the date with the smallest $\Delta\phi$, we constrained the glitch epoch to MJD 58765.06 ± 0.05 (UTC 2019-10-09-01:26:00 \pm 12 minutes). Performing parameter estimation with TempoNest (Lentati et al. 2014), we find the glitch is best described by a permanent change in spin-frequency of $\Delta\nu_p = 203.6 \pm 1.2 \times 10^{-9}$ Hz, with no

Table 1. Median posterior glitch values and 68% confidence intervals.

Parameter	Value
t_g (MJD)	58765.06 ± 0.05
$\Delta\nu_p$ (Hz)	$203.6 \pm 1.2 \times 10^{-9}$
$\Delta\dot{\nu}_p$ (Hz s $^{-1}$)	$\lesssim -1.61 \times 10^{-15}$
$\Delta\nu_g/\nu$ ($\times 10^{-9}$)	21.7 ± 0.1

evidence for a change in spin-down or spin recovery to date.¹ Additional post-glitch observations will better constrain any changes in spin-down or recovery. The measured glitch parameters and upper-limits are summarised in Table 1

With an amplitude of $\Delta\nu_g/\nu = 21.7 \pm 0.1 \times 10^{-9}$, this glitch is similar to those seen in pulsars with similar spin-down rates. Continued monitoring of this pulsar is being undertaken by UTMOST. Attempts to measure any long-term recovery and pulse shape changes will be the subject of future works.

ACKNOWLEDGMENTS

The Molonglo Observatory is owned and operated by the University of Sydney. Major support for the UTMOST project has been provided by Swinburne University of Technology. We acknowledge the Australian Research Council grants CE110001020 (CAASTRO) and the Laureate Fellowship FL150100148. M.E.L. acknowledges support from the Australian Government Research Training Program and CSIRO Astronomy and Space Science. This work made use of the OzSTAR national HPC facility. OzSTAR is funded by Swinburne University of Technology and the National Collaborative Research Infrastructure Strategy.

REFERENCES

- Anderson, P. W., & Itoh, N. 1975, *Nature*, 256, 25, doi: [10.1038/256025a0](https://doi.org/10.1038/256025a0)
- Bailes, M., Jameson, A., Flynn, C., et al. 2017, *Publications of the Astronomical Society of Australia*, 34, e045, doi: [10.1017/pasa.2017.39](https://doi.org/10.1017/pasa.2017.39)
- Baym, G., Pethick, C., Pines, D., & Ruderman, M. 1969, *Nature*, 224, 872, doi: [10.1038/224872a0](https://doi.org/10.1038/224872a0)
- D’Amico, N., Manchester, R. N., Durdin, J. M., et al. 1988, *MNRAS*, 234, 437, doi: [10.1093/mnras/234.2.437](https://doi.org/10.1093/mnras/234.2.437)
- Jankowski, F., Bailes, M., van Straten, W., et al. 2019, *MNRAS*, 484, 3691, doi: [10.1093/mnras/sty3390](https://doi.org/10.1093/mnras/sty3390)
- Lentati, L., Alexander, P., Hobson, M. P., et al. 2014, *Monthly Notices of the Royal Astronomical Society*, 437, 3004, doi: [10.1093/mnras/stt2122](https://doi.org/10.1093/mnras/stt2122)
- Ruderman, M. 1969, *Nature*, 223, 597, doi: [10.1038/223597b0](https://doi.org/10.1038/223597b0)
- Weltevrede, P., Johnston, S., Manchester, R. N., et al. 2010, *PASA*, 27, 64, doi: [10.1071/AS09054](https://doi.org/10.1071/AS09054)
- Yu, M., Manchester, R. N., Hobbs, G., et al. 2013, *MNRAS*, 429, 688, doi: [10.1093/mnras/sts366](https://doi.org/10.1093/mnras/sts366)

¹ A figure showing the timing residuals can be found here: astronomy.swin.edu.au/research/utmost/?p=1805