

Characteristics of the diffuse astrophysical electron and tau neutrino flux with six years of IceCube high energy cascade data

M. G. Aartsen,¹⁶ M. Ackermann,⁵⁵ J. Adams,¹⁶ J. A. Aguilar,¹² M. Ahlers,²⁰ M. Ahrens,⁴⁶ C. Alispach,²⁶ K. Andeen,³⁷ T. Anderson,⁵² I. Ansseau,¹² G. Anton,²⁴ C. Argüelles,¹⁴ J. Auffenberg,¹ S. Axani,¹⁴ P. Backes,¹ H. Bagherpour,¹⁶ X. Bai,⁴³ A. Balagopal V.,²⁹ A. Barbano,²⁶ S. W. Barwick,²⁸ B. Bastian,⁵⁵ V. Baum,³⁶ S. Baur,¹² R. Bay,⁸ J. J. Beatty,^{18,19} K.-H. Becker,⁵⁴ J. Becker Tjus,¹¹ S. BenZvi,⁴⁵ D. Berley,¹⁷ E. Bernardini,^{55,*} D. Z. Besson,^{30,†} G. Binder,^{8,9} D. Bindig,⁵⁴ E. Blaufuss,¹⁷ S. Blot,⁵⁵ C. Boehm,⁴⁶ S. Böser,³⁶ O. Botner,⁵³ J. Böttcher,¹ E. Bourbeau,²⁰ J. Bourbeau,³⁵ F. Bradascio,⁵⁵ J. Braun,³⁵ S. Bron,²⁶ J. Brostean-Kaiser,⁵⁵ A. Burgman,⁵³ J. Buscher,¹ R. S. Busse,³⁸ T. Carver,²⁶ C. Chen,⁶ E. Cheung,¹⁷ D. Chirkin,³⁵ S. Choi,⁴⁸ K. Clark,³¹ L. Classen,³⁸ A. Coleman,³⁹ G. H. Collin,¹⁴ J. M. Conrad,¹⁴ P. Coppin,¹³ P. Correa,¹³ D. F. Cowen,^{51,52} R. Cross,⁴⁵ P. Dave,⁶ C. De Clercq,¹³ J. J. DeLaunay,⁵² H. Dembinski,³⁹ K. Deoskar,⁴⁶ S. De Ridder,²⁷ P. Desiati,³⁵ K. D. de Vries,¹³ G. de Wasseige,¹³ M. de With,¹⁰ T. DeYoung,²² A. Diaz,¹⁴ J. C. Díaz-Vélez,³⁵ H. Dujmovic,²⁹ M. Dunkman,⁵² E. Dvorak,⁴³ B. Eberhardt,³⁵ T. Ehrhardt,³⁶ P. Eller,⁵² R. Engel,²⁹ P. A. Evenson,³⁹ S. Fahey,³⁵ A. R. Fazely,⁷ J. Felde,¹⁷ K. Filimonov,⁸ C. Finley,⁴⁶ D. Fox,⁵¹ A. Franckowiak,⁵⁵ E. Friedman,¹⁷ A. Fritz,³⁶ T. K. Gaisser,³⁹ J. Gallagher,³⁴ E. Ganster,¹ S. Garrappa,⁵⁵ L. Gerhardt,⁹ K. Ghorbani,³⁵ T. Glauch,²⁵ T. Glüsenkamp,²⁴ A. Goldschmidt,⁹ J. G. Gonzalez,³⁹ D. Grant,²² T. Grégoire,⁵² Z. Griffith,³⁵ S. Griswold,⁴⁵ M. Günder,¹ M. Gündüz,¹¹ C. Haack,¹ A. Hallgren,⁵³ R. Halliday,²² L. Halve,¹ F. Halzen,³⁵ K. Hanson,³⁵ A. Haungs,²⁹ D. Hebecker,¹⁰ D. Heereman,¹² P. Heix,¹ K. Helbing,⁵⁴ R. Hellauer,¹⁷ F. Henningsen,²⁵ S. Hickford,⁵⁴ J. Hignight,²³ G. C. Hill,² K. D. Hoffman,¹⁷ R. Hoffmann,⁵⁴ T. Hoinka,²¹ B. Hokanson-Fasig,³⁵ K. Hoshina,^{35,‡} F. Huang,⁵² M. Huber,²⁵ T. Huber,^{29,55} K. Hultqvist,⁴⁶ M. Hünnefeld,²¹ R. Hussain,³⁵ S. In,⁴⁸ N. Iovine,¹² A. Ishihara,¹⁵ M. Jansson,⁴⁶ G. S. Japaridze,⁵ M. Jeong,⁴⁸ K. Jero,³⁵ B. J. P. Jones,⁴ F. Jonske,¹ R. Joppe,¹ D. Kang,²⁹ W. Kang,⁴⁸ A. Kappes,³⁸ D. Kappesser,³⁶ T. Karg,⁵⁵ M. Karl,²⁵ A. Karle,³⁵ U. Katz,²⁴ M. Kauer,³⁵ J. L. Kelley,³⁵ A. Kheirandish,³⁵ J. Kim,⁴⁸ T. Kintscher,⁵⁵ J. Kiryluk,⁴⁷ T. Kittler,²⁴ S. R. Klein,^{8,9} R. Koirala,³⁹ H. Kolanoski,¹⁰ L. Köpke,³⁶ C. Kopper,²² S. Kopper,⁵⁰ D. J. Koskinen,²⁰ M. Kowalski,^{10,55} K. Krings,²⁵ G. Krückl,³⁶ N. Kulacz,²³ N. Kurahashi,⁴² A. Kyriacou,² J. L. Lanfranchi,⁵² M. J. Larson,¹⁷ F. Lauber,⁵⁴ J. P. Lazar,³⁵ K. Leonard,³⁵ M. Lesiak-Bzdak,⁴⁷ A. Leszczyńska,²⁹ M. Leuermann,¹ Q. R. Liu,³⁵ E. Lohfink,³⁶ C. J. Lozano Mariscal,³⁸ L. Lu,¹⁵ F. Lucarelli,²⁶ J. Lünemann,¹³ W. Luszczak,³⁵ Y. Lyu,^{8,9} W. Y. Ma,⁵⁵ J. Madsen,⁴⁴ G. Maggi,¹³ K. B. M. Mahn,²² Y. Makino,¹⁵ P. Mallik,¹ K. Mallot,³⁵ S. Mancina,³⁵ I. C. Mariş,¹² R. Maruyama,⁴⁰ K. Mase,¹⁵ R. Maunu,¹⁷ F. McNally,³³ K. Meagher,³⁵ M. Medici,²⁰ A. Medina,¹⁹ M. Meier,²¹ S. Meighen-Berger,²⁵ G. Merino,³⁵ T. Meures,¹² J. Micallef,²² D. Mockler,¹² G. Momenté,³⁶ T. Montaruli,²⁶ R. W. Moore,²³ R. Morse,³⁵ M. Moulai,¹⁴ P. Muth,¹ R. Nagai,¹⁵ U. Naumann,⁵⁴ G. Neer,²² H. Niederhausen,^{47,25} M. U. Nisa,²² S. C. Nowicki,²² D. R. Nygren,⁹ A. Obertacke Pollmann,⁵⁴ M. Oehler,²⁹ A. Olivás,¹⁷ A. O’Murchadha,¹² E. O’Sullivan,⁴⁶ T. Palczewski,^{8,9} H. Pandya,³⁹ D. V. Pankova,⁵² N. Park,³⁵ P. Peiffer,³⁶ C. Pérez de los Heros,⁵³ S. Philippen,¹ D. Pieloth,²¹ S. Pieper,⁵⁴ E. Pinat,¹² A. Pizzuto,³⁵ M. Plum,³⁷ A. Porcelli,²⁷ P. B. Price,⁸ G. T. Przybylski,⁹ C. Raab,¹² A. Raissi,¹⁶ M. Rameez,²⁰ L. Rauch,⁵⁵ K. Rawlins,³ I. C. Rea,²⁵ A. Rehman,³⁹ R. Reimann,¹ B. Relethford,⁴² M. Renschler,²⁹ G. Renzi,¹² E. Resconi,²⁵ W. Rhode,²¹ M. Richman,⁴² S. Robertson,⁹ M. Rongen,¹ C. Rott,⁴⁸ T. Ruhe,²¹ D. Ryckbosch,²⁷ D. Rysewyk,²² I. Safa,³⁵ S. E. Sanchez Herrera,²² A. Sandrock,²¹ J. Sandroos,³⁶ M. Santander,⁵⁰ S. Sarkar,⁴¹ S. Sarkar,²³ K. Satalecka,⁵⁵ M. Schaufel,¹ H. Schieler,²⁹ P. Schlunder,²¹ T. Schmidt,¹⁷ A. Schneider,³⁵ J. Schneider,²⁴ F. G. Schröder,^{29,39} L. Schumacher,¹ S. Sclafani,⁴² D. Seckel,³⁹ S. Seunarine,⁴⁴ S. Shefali,¹ M. Silva,³⁵ R. Snihur,³⁵ J. Soedingrekso,²¹ D. Soldin,³⁹ M. Song,¹⁷ G. M. Spiczak,⁴⁴ C. Spiering,⁵⁵ J. Stachurska,⁵⁵ M. Stamatikos,¹⁹ T. Stanev,³⁹ R. Stein,⁵⁵ J. Stettner,¹ A. Steuer,³⁶ T. Stezelberger,⁹ R. G. Stokstad,⁹ A. Stöfl,¹⁵ N. L. Strotjohann,⁵⁵ T. Stürwald,¹ T. Stuttard,²⁰ G. W. Sullivan,¹⁷ I. Taboada,⁶ F. Tenholt,¹¹ S. Ter-Antonyan,⁷ A. Terliuk,⁵⁵ S. Tilav,³⁹ K. Tollefson,²² L. Tomankova,¹¹ C. Tönnis,⁴⁹ S. Toscano,¹² D. Tosi,³⁵ A. Trettin,⁵⁵ M. Tselengidou,²⁴ C. F. Tung,⁶ A. Turcati,²⁵ R. Turcotte,²⁹ C. F. Turley,⁵² B. Ty,³⁵ E. Unger,⁵³ M. A. Unland Elorrieta,³⁸ M. Usner,⁵⁵ J. Vandenbroucke,³⁵ W. Van Driessche,²⁷ D. van Eijk,³⁵ N. van Eijndhoven,¹³ J. van Santen,⁵⁵ S. Verpoest,²⁷ M. Vraeghe,²⁷ C. Walck,⁴⁶ A. Wallace,² M. Wallraff,¹ N. Wandkowsky,³⁵ T. B. Watson,⁴ C. Weaver,²³ A. Weindl,²⁹ M. J. Weiss,⁵² J. Weldert,³⁶ C. Wendt,³⁵ J. Werthebach,³⁵ B. J. Whelan,² N. Whitehorn,³² K. Wiebe,³⁶ C. H. Wiebusch,¹ L. Wille,³⁵ D. R. Williams,⁵⁰ L. Wills,⁴² M. Wolf,²⁵ J. Wood,³⁵ T. R. Wood,²³ K. Woschnagg,⁸ G. Wrede,²⁴ D. L. Xu,³⁵ X. W. Xu,⁷ Y. Xu,⁴⁷ J. P. Yanez,²³ G. Yodh,²⁸ S. Yoshida,¹⁵ T. Yuan,³⁵ and M. Zöcklein¹

(IceCube Collaboration)[§]

- ¹ *III. Physikalisches Institut, RWTH Aachen University, D-52056 Aachen, Germany*
- ² *Department of Physics, University of Adelaide, Adelaide, 5005, Australia*
- ³ *Dept. of Physics and Astronomy, University of Alaska Anchorage, 3211 Providence Dr., Anchorage, AK 99508, USA*
- ⁴ *Dept. of Physics, University of Texas at Arlington, 502 Yates St., Science Hall Rm 108, Box 19059, Arlington, TX 76019, USA*
- ⁵ *CTSPS, Clark-Atlanta University, Atlanta, GA 30314, USA*
- ⁶ *School of Physics and Center for Relativistic Astrophysics, Georgia Institute of Technology, Atlanta, GA 30332, USA*
- ⁷ *Dept. of Physics, Southern University, Baton Rouge, LA 70813, USA*
- ⁸ *Dept. of Physics, University of California, Berkeley, CA 94720, USA*
- ⁹ *Lawrence Berkeley National Laboratory, Berkeley, CA 94720, USA*
- ¹⁰ *Institut für Physik, Humboldt-Universität zu Berlin, D-12489 Berlin, Germany*
- ¹¹ *Fakultät für Physik & Astronomie, Ruhr-Universität Bochum, D-44780 Bochum, Germany*
- ¹² *Université Libre de Bruxelles, Science Faculty CP230, B-1050 Brussels, Belgium*
- ¹³ *Vrije Universiteit Brussel (VUB), Dienst ELEM, B-1050 Brussels, Belgium*
- ¹⁴ *Dept. of Physics, Massachusetts Institute of Technology, Cambridge, MA 02139, USA*
- ¹⁵ *Dept. of Physics and Institute for Global Prominent Research, Chiba University, Chiba 263-8522, Japan*
- ¹⁶ *Dept. of Physics and Astronomy, University of Canterbury, Private Bag 4800, Christchurch, New Zealand*
- ¹⁷ *Dept. of Physics, University of Maryland, College Park, MD 20742, USA*
- ¹⁸ *Dept. of Astronomy, Ohio State University, Columbus, OH 43210, USA*
- ¹⁹ *Dept. of Physics and Center for Cosmology and Astro-Particle Physics, Ohio State University, Columbus, OH 43210, USA*
- ²⁰ *Niels Bohr Institute, University of Copenhagen, DK-2100 Copenhagen, Denmark*
- ²¹ *Dept. of Physics, TU Dortmund University, D-44221 Dortmund, Germany*
- ²² *Dept. of Physics and Astronomy, Michigan State University, East Lansing, MI 48824, USA*
- ²³ *Dept. of Physics, University of Alberta, Edmonton, Canada T6G 2E1*
- ²⁴ *Erlangen Centre for Astroparticle Physics, Friedrich-Alexander-Universität Erlangen-Nürnberg, D-91058 Erlangen, Germany*
- ²⁵ *Physik-department, Technische Universität München, D-85748 Garching, Germany*
- ²⁶ *Département de physique nucléaire et corpusculaire, Université de Genève, CH-1211 Genève, Switzerland*
- ²⁷ *Dept. of Physics and Astronomy, University of Gent, B-9000 Gent, Belgium*
- ²⁸ *Dept. of Physics and Astronomy, University of California, Irvine, CA 92697, USA*
- ²⁹ *Karlsruhe Institute of Technology, Institut für Kernphysik, D-76021 Karlsruhe, Germany*
- ³⁰ *Dept. of Physics and Astronomy, University of Kansas, Lawrence, KS 66045, USA*
- ³¹ *SNOLAB, 1039 Regional Road 24, Creighton Mine 9, Lively, ON, Canada P3Y 1N2*
- ³² *Department of Physics and Astronomy, UCLA, Los Angeles, CA 90095, USA*
- ³³ *Department of Physics, Mercer University, Macon, GA 31207-0001, USA*
- ³⁴ *Dept. of Astronomy, University of Wisconsin, Madison, WI 53706, USA*
- ³⁵ *Dept. of Physics and Wisconsin IceCube Particle Astrophysics Center, University of Wisconsin, Madison, WI 53706, USA*
- ³⁶ *Institute of Physics, University of Mainz, Staudinger Weg 7, D-55099 Mainz, Germany*
- ³⁷ *Department of Physics, Marquette University, Milwaukee, WI, 53201, USA*
- ³⁸ *Institut für Kernphysik, Westfälische Wilhelms-Universität Münster, D-48149 Münster, Germany*
- ³⁹ *Bartol Research Institute and Dept. of Physics and Astronomy, University of Delaware, Newark, DE 19716, USA*
- ⁴⁰ *Dept. of Physics, Yale University, New Haven, CT 06520, USA*
- ⁴¹ *Dept. of Physics, University of Oxford, Parks Road, Oxford OX1 3PU, UK*
- ⁴² *Dept. of Physics, Drexel University, 3141 Chestnut Street, Philadelphia, PA 19104, USA*
- ⁴³ *Physics Department, South Dakota School of Mines and Technology, Rapid City, SD 57701, USA*
- ⁴⁴ *Dept. of Physics, University of Wisconsin, River Falls, WI 54022, USA*
- ⁴⁵ *Dept. of Physics and Astronomy, University of Rochester, Rochester, NY 14627, USA*
- ⁴⁶ *Oskar Klein Centre and Dept. of Physics, Stockholm University, SE-10691 Stockholm, Sweden*
- ⁴⁷ *Dept. of Physics and Astronomy, Stony Brook University, Stony Brook, NY 11794-3800, USA*
- ⁴⁸ *Dept. of Physics, Sungkyunkwan University, Suwon 16419, Korea*
- ⁴⁹ *Institute of Basic Science, Sungkyunkwan University, Suwon 16419, Korea*
- ⁵⁰ *Dept. of Physics and Astronomy, University of Alabama, Tuscaloosa, AL 35487, USA*
- ⁵¹ *Dept. of Astronomy and Astrophysics, Pennsylvania State University, University Park, PA 16802, USA*
- ⁵² *Dept. of Physics, Pennsylvania State University, University Park, PA 16802, USA*
- ⁵³ *Dept. of Physics and Astronomy, Uppsala University, Box 516, S-75120 Uppsala, Sweden*
- ⁵⁴ *Dept. of Physics, University of Wuppertal, D-42119 Wuppertal, Germany*
- ⁵⁵ *DESY, D-15738 Zeuthen, Germany*

(Dated: August 11, 2020)

We report on the first measurement of the astrophysical neutrino flux using particle showers (cascades) in IceCube data from 2010 – 2015. Assuming standard oscillations, the astrophysical neutrinos in this dedicated cascade sample are dominated ($\sim 90\%$) by electron and tau flavors. The flux, observed in the sensitive energy range from 16 TeV to 2.6 PeV, is consistent with a single power-law model as expected from Fermi-type acceleration of high energy particles at astrophysical sources. We find the flux spectral index to be $\gamma = 2.53 \pm 0.07$ and a flux normalization for each neutrino flavor of $\phi_{astro} = 1.66^{+0.25}_{-0.27}$ at $E_0 = 100$ TeV, in agreement with IceCube’s complementary muon neutrino results and with all-neutrino flavor fit results. In the measured energy range we reject spectral indices $\gamma \leq 2.28$ at $\geq 3\sigma$ significance level. Due to high neutrino energy resolution and low atmospheric neutrino backgrounds, this analysis provides the most detailed characterization of the neutrino flux at energies below ~ 100 TeV compared to previous IceCube results. Results from fits assuming more complex neutrino flux models suggest a flux softening at high energies and a flux hardening at low energies (p-value ≥ 0.06). The sizable and smooth flux measured below ~ 100 TeV remains a puzzle. In order to not violate the isotropic diffuse gamma-ray background as measured by the Fermi-LAT, it suggests the existence of astrophysical neutrino sources characterized by dense environments which are opaque to gamma-rays.

In 2013 IceCube discovered a diffuse and isotropic flux of neutrinos of astrophysical origin [1–3]. In 2018, an Active Galactic Nucleus (AGN) with a relativistic jet pointing towards the Earth, the blazar TXS 0506+056, was identified as the first possible extra-galactic source of astrophysical neutrinos and cosmic ray accelerator [4, 5]. In diffuse neutrino flux measurements one aims to gain insights into astrophysical neutrino production mechanisms, typically associated with cosmic ray acceleration at the source, and interactions either with surrounding gas (pp) or photons ($p\gamma$). The Fermi shock acceleration mechanism of high energy cosmic rays, in sources such as AGN [6–11], predicts the flux of neutrinos to follow a single power law $E^{-\gamma}$ with a baseline spectral index of $\gamma \sim 2$ for strong shocks [12, 13]. The spectral index and flux normalization factors carry information about neutrino sources and the environment [14, 15]. Different production mechanisms together with energy losses of pions and muons lead, depending on energy, to different neutrino flavor compositions at sources and, after neutrino oscillations over astrophysical distances, at the Earth [16–24]. The main goal of astrophysical neutrino flux measurements is a characterization of its energy dependence in a flavor dependent way and in a wide energy range [25–32], relevant for ultra high energy cosmic rays and QCD physics. Since the diffuse Galactic emission component, based on models of galactic particle propagation and interactions [33], is sub-dominant [34, 35], of particular interest is the energy range $\sim 10 - 100$ TeV. In this energy region, hardly accessible to muon neutrinos, several source models, including AGN cores [36, 37] predict a sizable energy dependent flux. In this paper we present the first results on the astrophysical flux of electron and tau neutrinos determined with 6 years of IceCube data.

IceCube is a neutrino observatory comprising 5160 Digital Optical Modules (DOMs) [38] distributed over one cubic kilometer in the Antarctic ice. Charged particles, which are produced in neutrino interactions, emit Cherenkov light while propagating through the ice. The

Cherenkov light detected by the optical sensors forms three types of patterns, muon tracks (starting inside or going through the detector) and cascades. Single cascades are electromagnetic and/or hadronic particle showers produced by (i) electron or low energy tau neutrinos scattering inelastically off target nucleons through a W boson (ii) neutrinos of all flavors scattering inelastically off target nucleons through a Z boson or (iii) electron anti-neutrinos interacting with atomic electrons to form a W^- boson, the Glashow Resonance [39]. Although the angular resolution of cascades is limited ($> 8^\circ$) [35], their energy resolution ($\sim 15\%$) [40] as well as their low atmospheric neutrino background make the cascade channel particularly well suited for measuring and characterizing the energy dependent astrophysical neutrino flux [41].

We analyzed 6 years of IceCube cascade data, collected in 2010 – 2015. We used IceCube Monte Carlo simulation packages to simulate the cosmic ray background with CORSIKA [42] and single muons from cosmic rays with MuonGun [43]. For the cosmic ray primary flux we used the Gaisser-H3a [44] model and SIBYLL 2.1 [45] as the hadronic interaction model. High energy neutrino interactions were generated with the NuGen software package based on [46]. The total νN deep inelastic scattering cross section is from [47]. Astrophysical neutrino event selection efficiencies were tested assuming as baseline an E^{-2} flux with equal numbers of neutrinos and anti-neutrinos, and with an equal neutrino flavor mixture at Earth: $(\nu_e : \nu_\mu : \nu_\tau)_E = (\bar{\nu}_e : \bar{\nu}_\mu : \bar{\nu}_\tau)_E = 0.5 : 0.5 : 0.5$. The conventional atmospheric neutrino flux from pion and kaon decays was modeled according to [48], with primary cosmic ray flux modifications according to the Gaisser-H3a model [44]. It is in agreement, in the energy range relevant to this analysis $E > 400$ GeV, with the atmospheric neutrino flux measurements by Super-Kamiokande [49], AMANDA-II [50, 51], IceCube [52–54], and ANTARES [55]. Atmospheric neutrinos originating from the decays of charm or heavier mesons produced in air-showers, so-called prompt neutrinos, are yet to be detected. We used the BERSS model [56] to predict the

contribution from prompt neutrinos to the total neutrino flux, and the atmospheric neutrino self veto effect calculations from [57], tuned to match our full CORSIKA Monte Carlo simulations.

The analyzed data consists of two sets: 2010 – 2011 (2 years, *Sample-A*) [58] and 2012 – 2015 (4 years, *Sample-B*) [59–61]. Events from both samples passed IceCube’s dedicated online *cascade filter*, which utilizes results of simple muon and cascade reconstruction algorithms. The cascade filter reduces the cosmic ray background rate from ~ 2.7 kHz to ~ 30 Hz, while retaining $\sim 90\%$ of the expected astrophysical neutrinos and $\sim 70\%$ of the conventional atmospheric neutrinos. In order to further reduce backgrounds and ensure high neutrino induced cascade signal efficiencies and good cascade energy resolution, a fiducial volume selection on the reconstructed cascade vertex position was imposed. A straight cut selection method was used to select signal cascades in *Sample-A* ($E > 10$ TeV) [58] and in the high energy ($E > 60$ TeV) subset of *Sample-B* [59, 61]. It builds on methods developed in previous IceCube searches dedicated to astrophysical cascades performed with partial detector configurations during IceCube construction periods [62–64]. A significant improvement was achieved by applying a Boosted Decision Tree [65] method in the low energy (~ 400 GeV $< E < 60$ TeV) subset of *Sample-B* to classify events according to their topology into muon track background, signal neutrino induced cascades and muon starting track events [59, 60]. The obtained cascade sample has low (8%) muon background contamination. Lowering the energy threshold from 10 TeV (*Sample A*) to ~ 400 GeV (*Sample B*) substantially reduces systematic uncertainties in this measurement. Reconstructed cascade energy distributions for *Sample-A* and for *Sample-B* after all selections are shown as black points in Fig. 1. About 60% of the cascades identified in this analysis and with reconstructed energies above 60 TeV do not contribute to the High Energy Starting Events (HESE) [28] cascade data sample for the same period (2010 – 2015). Monte Carlo simulations show that at 10 TeV this analysis increases the total expected number of electron neutrinos by a factor of ~ 10 compared to the Medium Energy Starting Events (MESE) analysis [29].

We determined the astrophysical neutrino flux, characterized by parameters $\boldsymbol{\theta}_r$, by maximizing a binned poisson likelihood $L(\boldsymbol{\theta}_r, \boldsymbol{\theta}_s | \mathbf{n})$. The $\boldsymbol{\theta}_s$ are the nuisance parameters, and $\mathbf{n} = (n_1, \dots, n_m)$ is the vector of observed event counts n_i in the i^{th} bin. The fit was performed in bins of three observables: event type (cascade, muon track, muon starting track), reconstructed energy, and reconstructed zenith angle in the range $0 - \pi$, as shown in Table I. In this analysis, the log-likelihood function is

Sample & Event Type	Energy NBins	Energy Range	Zenith NBins	Zenith Range
A cascade	15	4.0 – 7.0	3	0 – π
B cascade	22	2.6 – 7.0	3	0 – π
B μ starting track	11	2.6 – 4.8	1	0 – π
B μ track	1	2.6 – 4.8	1	0 – π

TABLE I. The binning of observables (reconstructed energy and zenith) used in the maximum likelihood fit. Energy ranges are given in logarithmic units, $\log_{10} E/\text{GeV}$, and zenith ranges are given in radians. The three bins’ ranges in $\cos(\text{Zenith})$ are $(-1, 0.2, 0.6, 1)$

defined, up to a constant, as:

$$\log L(\boldsymbol{\theta}_r, \boldsymbol{\theta}_s | \mathbf{n}) = \sum_{i=1}^m [n_i \log \mu_i(\boldsymbol{\theta}_r, \boldsymbol{\theta}_s) - \mu_i(\boldsymbol{\theta}_r, \boldsymbol{\theta}_s)] + \frac{1}{2} \left[\left(\frac{\epsilon_{eff}^{DOM} - \hat{\epsilon}_{eff}^{DOM}}{\sigma_{\epsilon}^{DOM}} \right)^2 + \left(\frac{\epsilon_{abs}^{HI} - \hat{\epsilon}_{abs}^{HI}}{\sigma_{\epsilon}^{HI}} \right)^2 + \left(\frac{\Delta\gamma_{CR} - \hat{\Delta}\gamma_{CR}}{\sigma_{\Delta\gamma_{CR}}} \right)^2 \right] + \frac{1}{2} (\boldsymbol{\epsilon}^{BI} - \hat{\boldsymbol{\epsilon}}^{BI})^T \boldsymbol{\Sigma}_{BI}^{-1} (\boldsymbol{\epsilon}^{BI} - \hat{\boldsymbol{\epsilon}}^{BI}). \quad (1)$$

The expected, from Monte Carlo simulations, number of events in the i^{th} bin is defined as $\mu_i = \mu_i^{atm.\mu} + \mu_i^{conv.\nu} + \mu_i^{prompt\nu} + \mu_i^{astro.\nu}$, the sum of background cosmic ray muons, conventional and prompt atmospheric neutrinos, and astrophysical neutrinos. The nuisance parameters $\boldsymbol{\theta}_s$ contribute additive penalty terms to the log-likelihood function, Eq. (1). They account for detector related systematic uncertainties, comprised of the DOM optical efficiency, ϵ_{eff}^{DOM} , optical properties (scattering and absorption length) of the bulk ice (BI), ϵ_{scat}^{BI} and ϵ_{abs}^{BI} , and of the re-frozen drilled hole ice (HI), ϵ_{scat}^{HI} . The bivariate covariance matrix $\boldsymbol{\Sigma}_{BI}$ takes into account correlations between the two components of $\boldsymbol{\epsilon}^{BI} = (\epsilon_{scat}^{BI}, \epsilon_{abs}^{BI})$. Other systematic uncertainties are due to uncertainties on the cosmic ray flux index $\Delta\gamma_{CR}$, on the flux normalizations of the cosmic ray muon ϕ_{muon} , atmospheric conventional ϕ_{conv} and prompt ϕ_{prompt} neutrino backgrounds. Uncertainties in the atmospheric neutrino flux prediction related to hadronic interaction models [66–69] have been studied using the MCEq [70] package. They were found small and thus neglected.

We performed several fits considering different functional forms of the astrophysical neutrino flux. All models assume equal numbers of neutrinos and anti-neutrinos and equal neutrino flavors at Earth. First we describe the results obtained for the single power law flux model:

$$\Phi_{astro}^{\nu+\bar{\nu}}(E)/C_0 = \phi_{astro} \times (E/E_0)^{-\gamma}, \quad (2)$$

where $C_0 = 3 \times 10^{-18} \text{ GeV}^{-1} \cdot \text{cm}^{-2} \cdot \text{s}^{-1} \cdot \text{sr}^{-1}$ and $E_0 = 100$ TeV. We find the following best fit parameters: the flux spectral index $\gamma = 2.53 \pm 0.07$ and the flux normalization for each neutrino flavor $\phi_{astro} = 1.66_{-0.27}^{+0.25}$ at $E_0 = 100$ TeV. The result for the measured electron and tau neutrino flux $\Phi_{astro}^{\nu_e+\bar{\nu}_e} + \Phi_{astro}^{\nu_\tau+\bar{\nu}_\tau}$ changes insignificantly,

Parameter	Prior constraint	Result $\pm 1\sigma$ ($< 90\%$ upper limit)
γ	-	2.53 ± 0.07
ϕ_{astro}	-	$1.66^{+0.25}_{-0.27}$
ϕ_{conv}	-	$(1.07^{+0.13}_{-0.12}) \times \Phi_{\text{HKMS06}}$
ϕ_{prompt}	-	$< 5.0 \times \Phi_{\text{BERSS}}$
ϕ_{muon}	-	1.45 ± 0.04
$\Delta\gamma_{CR}$	0.00 ± 0.05	0.02 ± 0.03
$\epsilon_{\text{scat}}^{BI}$	1.00 ± 0.07	1.02 ± 0.03
$\epsilon_{\text{abs}}^{BI}$	1.00 ± 0.07	$1.03^{+0.05}_{-0.04}$
$\epsilon_{\text{scat}}^{HI}$	-	1.72 ± 0.19
$\epsilon_{\text{eff}}^{DOM}$	0.99 ± 0.10	$1.03^{+0.08}_{-0.07}$

TABLE II. Best fit values and uncertainties for all parameters included in the single power law fit.

if we include variations in the injected flavor ratio at astrophysical sources $(\nu_e : \nu_\mu : \nu_\tau)_S = (1 - f_\mu^S : f_\mu^S : 0)$ through an additional nuisance parameter $0 \leq f_\mu^S \leq 1$, as shown in the Supplemental Material Fig. 1 (right) [71]. The sensitive energy range, defined as the smallest range where a non-zero astrophysical flux is consistent with the data at 90% C.L. [60], ranges from 16 TeV to 2.6 PeV. The best fit values of all physics and nuisance fit parameters and their uncertainties are given in Table II. Figure 1 shows the reconstructed cascade energy distributions for data and for Monte Carlo simulations with the signal and background contributions scaled according to the best fit values of all fit parameters. The agreement between data and simulations is very good with a goodness-of-fit [72] p-value of 0.88 [60]. The number of neutrino events based on the best fit results are shown in Table III. The contribution from astrophysical electron and tau neutrinos to the cascade samples strongly dominates over the small (12%) contribution from astrophysical muon neutrinos. The energy and zenith angle dependence of the measured flux is consistent with expectations for a flux of neutrinos of astrophysical origin. The 68% C.L. profile likelihood contours for the correlated spectral index and flux normalization are shown in Fig. 2 as a red curve. Similar results (yellow curve, $\gamma = 2.50 \pm 0.07$ and $\phi_{\text{astro}} = 1.62^{+0.25}_{-0.27}$) were obtained under the assumption that the astrophysical neutrino flux originated from the $p\gamma$ -type source where we used the at-earth flavor ratios, $(\nu_e : \nu_\mu : \nu_\tau)_E = 0.78 : 0.61 : 0.61$ and $(\bar{\nu}_e : \bar{\nu}_\mu : \bar{\nu}_\tau)_E = 0.22 : 0.39 : 0.39$ [73], and assumed the single power law flux. No significant difference has been observed between the fluxes from the Northern and Southern skies (dashed cyan and blue lines in Fig. 2). Since the atmospheric self veto effect [43, 57, 74, 75] reduces atmospheric neutrino background in the Southern sky, the astrophysical flux is measured more precisely in the Southern than in the Northern hemisphere, $\gamma_S = 2.52^{+0.10}_{-0.11}$ and $\gamma_N = 2.45^{+0.17}_{-0.36}$ (Tab. IV, hypothesis F). Other IceCube results are shown as blue, green and black curves for the muon neutrinos [26], HESE [28] and MESE

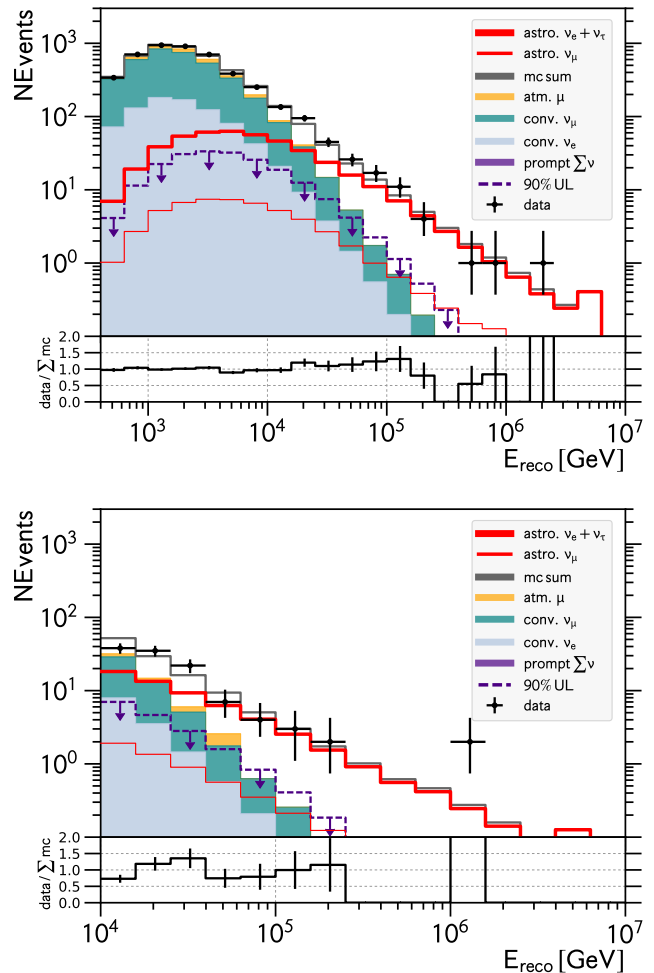


FIG. 1. Reconstructed cascade energy distribution. Black points are data, with statistical uncertainties, acquired during the observation period. Continuous lines are Monte Carlo simulations as labeled in the legend. The atmospheric background histograms are stacked (filled colors). Shown are best fit distributions assuming single power-law model of the astrophysical neutrino flux (Tab. II). Top: data from 2012 – 2015 (*Sample-B*). Bottom: data from 2010 – 2011 (*Sample-A*).

(Medium Energy Starting Events, $E > 25$ TeV) [29] analyses. Only the muon neutrino sample is uncorrelated with cascade events from this analysis. The muon neutrino flux, measured for energies above 40 TeV from the Northern sky, is in agreement with the cascade result at the level of 1.5σ corresponding to a p-value of 0.07. The electron and tau neutrino (cascade) and all-neutrino flavor (HESE and MESE) measurements, which are correlated, are consistent in the overlapping energy range.

The results from fits beyond a single power-law model assumption are described below. In the differential model we assumed the flux follows an E^{-2} spectrum in the individual neutrino energy segments with independent normalizations [60]. The corresponding fit results, which

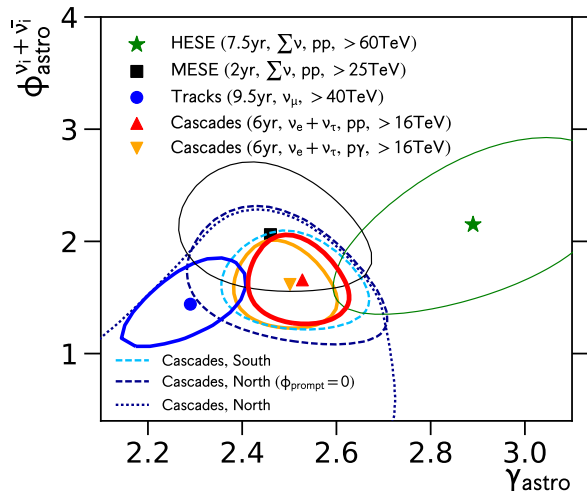


FIG. 2. 68% C.L. profile likelihood contours for the single power-law astrophysical neutrino flux fit parameters, the flux normalization (per neutrino flavor) and the spectral index. Shown are results for the combined 2010-2015 (6 years) cascade analysis. Red (yellow) curves are obtained assuming pp ($p\gamma$) neutrino production mechanism at the source, respectively. Other IceCube results are shown as blue, green and gray curves for ν_μ [26] and for all-neutrino flavor HESE [28] and MESE [29] analyses.

Number of Events	$\nu_e + \bar{\nu}_e$	$\nu_\mu + \bar{\nu}_\mu$	$\nu_\tau + \bar{\nu}_\tau$
astro.	303_{-45}^{+46} (127_{-12}^{+12})	59_{-7}^{+8} (22_{-2}^{+2})	204_{-27}^{+28} (80_{-7}^{+7})
astro. GR	$0.73_{-0.22}^{+0.31}$	-	-
atmo. conv.	851_{-23}^{+23} (50_{-3}^{+3})	2901_{-65}^{+64} (143_{-8}^{+8})	-
atmo. prompt	< 192 (< 57)	< 32 (< 7)	-

TABLE III. Number of events for the six years cascade data. The number of astrophysical neutrinos results from the single power law best fit. Numbers of events given in brackets refer to neutrinos with reconstructed energies above 10 TeV. The number of atmospheric tau neutrinos is negligible. Number of Glashow Resonance (astro. GR) events are evaluated assuming pp type sources in the 4 – 8 PeV energy range.

indicate the strength of the astrophysical neutrino flux, are shown as black points in Fig. 3. The fit results assuming other hypotheses are shown as curves with functional forms given in Tab. IV. The red curve is the result of the single power law fit (hypothesis A) with the band indicating allowed parameters at 68% C.L. Single power law fit results, obtained in the Southern and Northern skies separately (hypothesis F) lead to similar results. Other models assume additional features in the flux shape, such as a cutoff (hypotheses B and E), break in the spectrum (hypothesis D), energy dependence of the spectral index (hypothesis C) as well as an additional neutrino emission

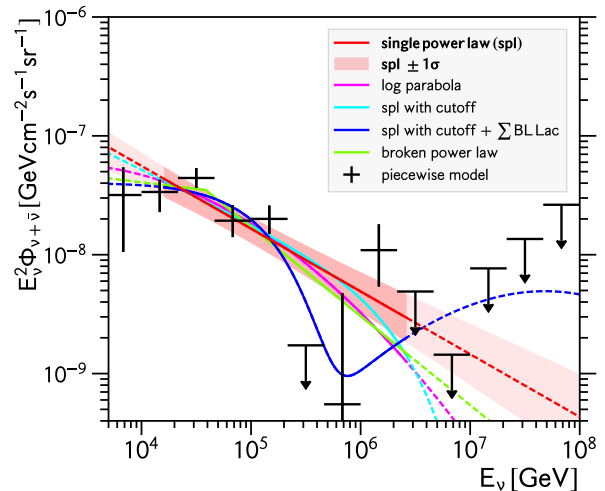


FIG. 3. Astrophysical neutrino flux per neutrino flavor as a function of energy. Black crosses represent the differential flux model best fit results for the 2010 – 2015 (6 years) cascade data. Colored solid (dashed) curves represent astrophysical neutrino flux models in (outside of) the sensitive energy range from 16 TeV to 2.6 PeV. Their functional forms as well as fit results are given in Table IV. The 1σ data uncertainties, data limits and uncertainty band correspond to the 68% C.L. simultaneous coverage for the unbroken single power law flux.

component at high neutrino energies from the population of BL Lac blazars (hypothesis E). The latter has been modeled according to [76] with one free parameter, the neutrino to γ -ray intensity ratio, $Y_{\nu\gamma}$. The fit results are given in Tab. IV. Although not statistically significant, the results (hypothesis C, D and E) indicate an overall soft spectral index ($\gamma \sim 2.4 - 2.6$), a softening of spectral index with energy from $\gamma \sim 2.0$ to $\gamma \sim 2.75$ above ~ 40 TeV, or a cutoff in the flux from the low energy component at energies as low as ~ 0.1 PeV. The non-zero contribution from the BL Lac neutrino flux component (hypothesis E), which is proportional to the $Y_{\nu\gamma}$, is statistically non-significant. We thus placed an upper limit on the ratio $Y_{\nu,\gamma} < 0.41$ at 90% C.L., leading to the conclusion that a significant fraction of the γ -ray emission from BL Lacs is due to leptonic processes, in agreement with the IceCube limit at ultra high energies [77, 78]. Current statistics are not sufficient to distinguish between models that go beyond the single power law (hypotheses B-F, Tab. IV). The most significant extension to the single power law is hypothesis C, assuming energy dependent spectral indices, with a p-value of 0.06.

In summary, our results are consistent with the hypothesis that the flux of astrophysical electron and tau neutrinos follows a single power law, with a spectral index of $\gamma = 2.53 \pm 0.07$ and a flux normalization for each neutrino flavor of $\phi_{astro} = (1.66_{-0.27}^{+0.25})$ at $E_0 = 100$ TeV. In the measured energy range we reject spectral indices $\gamma \leq 2.28$ at $\geq 3\sigma$ level. The sizable and smooth flux mea-

sured below ~ 100 TeV remains a puzzle. In order to not violate the isotropic diffuse gamma-ray background [79], it suggests the existence of astrophysical neutrino sources characterized by dense environments which are opaque to gamma-rays.

The IceCube collaboration acknowledges the significant contributions to this manuscript from the Stony Brook University. We acknowledge the support from the following agencies: USA – U.S. National Science Foundation-Office of Polar Programs, U.S. National Science Foundation-Physics Division, Wisconsin Alumni Research Foundation, Center for High Throughput Computing (CHTC) at the University of Wisconsin-Madison, Open Science Grid (OSG), Extreme Science and Engineering Discovery Environment (XSEDE), U.S. Department of Energy-National Energy Research Scientific Computing Center, Particle astrophysics research computing center at the University of Maryland, Institute for Cyber-Enabled Research at Michigan State University, and Astroparticle physics computational facility at Marquette University; Belgium – Funds for Scientific Research (FRS-FNRS and FWO), FWO Odysseus and Big Science programmes, and Belgian Federal Science Policy Office (Belspo); Germany – Bundesministerium für Bildung und Forschung (BMBF), Deutsche Forschungsgemeinschaft (DFG), Helmholtz Alliance for Astroparticle Physics (HAP), Initiative and Networking Fund of the Helmholtz Association, Deutsches Elektronen Synchrotron (DESY), and High Performance Computing cluster of the RWTH Aachen; Sweden – Swedish Research Council, Swedish Polar Research Secretariat, Swedish National Infrastructure for Computing (SNIC), and Knut and Alice Wallenberg Foundation; Australia – Australian Research Council; Canada – Natural Sciences and Engineering Research Council of Canada, Calcul Québec, Compute Ontario, Canada Foundation for Innovation, WestGrid, and Compute Canada; Denmark – Villum Fonden, Danish National Research Foundation (DNRF), Carlsberg Foundation; New Zealand – Marsden Fund; Japan – Japan Society for Promotion of Science (JSPS) and Institute for Global Prominent Research (IGPR) of Chiba University; Korea – National Research Foundation of Korea (NRF); Switzerland – Swiss National Science Foundation (SNSF); United Kingdom – Department of Physics, University of Oxford.

* also at Università di Padova, I-35131 Padova, Italy

† also at National Research Nuclear University, Moscow Engineering Physics Institute (MEPhI), Moscow 115409, Russia

‡ Earthquake Research Institute, University of Tokyo, Bunkyo, Tokyo 113-0032, Japan

§ analysis@icecube.wisc.edu

- [1] IceCube Collaboration, M. G. Aartsen, et al., *Phys. Rev. Lett.* **111**, 021103 (2013).
- [2] IceCube Collaboration, M. G. Aartsen, et al., *Science* **342**, 1242856 (2013).
- [3] IceCube Collaboration, M. G. Aartsen, et al., *Phys. Rev. Lett.* **113**, 101101 (2014).
- [4] IceCube, Fermi-LAT, MAGIC, AGILE, ASAS-SN, HAWC, H.E.S.S., INTEGRAL Collaborations, M. G. Aartsen, et al., *Science* **361** (2018).
- [5] IceCube Collaboration, M. G. Aartsen, et al., *Science* **361**, 147 (2018).
- [6] R. J. Protheroe and D. Kazanas, *Astrophys. J.* **265**, 620 (1983).
- [7] D. Kazanas and D. Ellison, *Astrophys. J.* **304**, 178 (1986).
- [8] M. Sikora et al., *Astrophys. J. Lett.* **320**, L81 (1987).
- [9] F. W. Stecker, C. Done, M. H. Salamon, and P. Sommers, *Phys. Rev. Lett.* **66**, 2697 (1991).
- [10] F. W. Stecker, C. Done, M. H. Salamon, and P. Sommers, *Phys. Rev. Lett.* **69**, 2738(E) (1992).
- [11] K. Mannheim and P. L. Biermann, *Astron. Astrophys.* **253**, L21 (1992).
- [12] A. R. Bell, *MNRAS* **182**, 147 (1978).
- [13] T. K. Gaisser, *Cosmic Rays and Particle Physics* (Cambridge University Press, 1990).
- [14] W. Winter, *Phys. Rev.* **D88**, 083007 (2013).
- [15] K. Murase, M. Ahlers, and B. C. Lacki, *Phys. Rev.* **D88**, 121301(R) (2013).
- [16] J. G. Learned and S. Pakvasa, *Astropart. Phys.* **3**, 267 (1995).
- [17] H. Athar, C. S. Kim, and J. Lee, *Mod. Phys. Lett.* **A21**, 1049 (2006).
- [18] T. Kashti and E. Waxman, *Phys. Rev. Lett.* **95**, 181101 (2005).
- [19] S. R. Klein, R. E. Mikkelsen, and J. Becker Tjus, *Astrophys. J.* **779**, 106 (2013).
- [20] P. Lipari, M. Lusignoli, and D. Meloni, *Phys. Rev. D.* **75**, 123005 (2007).
- [21] M. Bustamante, J. F. Beacom, and W. Winter, *Phys. Rev. Lett.* **115**, 161302 (2015).
- [22] A. Esmaili and Y. Farzan, *Nucl. Phys.* **B821**, 197 (2009).
- [23] I. Esteban et al., *JHEP* **01**, 106 (2019).
- [24] NuFIT 4.1, www.nu-fit.org (2019).
- [25] IceCube Collaboration, M. G. Aartsen, et al., *Astrophys. J.* **833**, 3 (2016).
- [26] IceCube Collaboration, M. G. Aartsen, et al., *Proceedings of Science PoS(ICRC2019)* **1017** (2019).
- [27] IceCube Collaboration, M. G. Aartsen, et al., *Phys. Rev.* **D99**, 032004 (2019).
- [28] IceCube Collaboration, M. G. Aartsen, et al., *Proceedings of Science PoS(ICRC2019)* **1004** (2019).
- [29] IceCube Collaboration, M. G. Aartsen, et al., *Phys. Rev.* **D91**, 022001 (2015).
- [30] IceCube Collaboration, M. G. Aartsen, et al., *Astrophys. J.* **809**, 98 (2015).
- [31] Antares Collaboration, A. Albert, et al., *Astrophys. J. Lett.* **853**, L7 (2018).
- [32] Baikal-GVD Collaboration, A. D. Avrorin, et al., *Proceedings of Science PoS(ICRC2019)* **0873** (2019).
- [33] D. Gaggero, D. Grasso, A. Marinelli, A. Urbano, and M. Valli, *Astrophys. J. Lett.* **815**, L25 (2015).
- [34] Antares, IceCube Collaborations, A. Albert, et al., *Astrophys. J.* **868**, L20 (2018).
- [35] IceCube Collaboration, M. G. Aartsen, et al., *Astrophys.*

- J. **886**, 1 (2019).
- [36] Y. Inoue, S. Khangulyan D., Inoue, and A. Doi, *Astrophys. J.* **880**, 1 (2019).
- [37] K. Murase, S. S. Kimura, and M. P., arXiv:1904.04226 (2019).
- [38] IceCube Collaboration, M. G. Aartsen, et al., *JINST* **12**, P03012 (2017).
- [39] S. L. Glashow, *Phys. Rev.* **118**, 1 (1960).
- [40] IceCube Collaboration, M. G. Aartsen, et al., *JINST* **9**, P03009 (2014).
- [41] J. F. Beacom and J. Candia, *JCAP* **0411**, 009 (2004).
- [42] D. Heck et al., *Tech. Rep. FZKA* **6019** (1998).
- [43] J. van Santen, Ph.D. thesis, University of Wisconsin-Madison (2014).
- [44] T. K. Gaisser, *Astrop. Phys.* **35**, 801 (2012).
- [45] E. J. Ahn, R. Engel, T. K. Gaisser, P. Lipari, and T. Stanev, *Phys. Rev.* **D80**, 094003 (2009).
- [46] A. Gazizov and M. P. Kowalski, *Computer Physics Communications* **172** (2005).
- [47] A. Cooper-Sarkar, P. Mertsch, and S. Sarkar, *JHEP* **08**, 042 (2011).
- [48] M. Honda, T. Kajita, K. Kasahara, S. Midorikawa, and T. Sanuki, *Phys. Rev.* **D75**, 043006 (2007).
- [49] Super-K Collaboration, E. Richard, et al., *Phys. Rev.* **D94**, 052001 (2016).
- [50] IceCube Collaboration, R. Abbasi, et al., *Phys. Rev.* **D79**, 102005 (2009).
- [51] IceCube Collaboration, R. Abbasi, et al., *Astropart. Phys.* **34**, 48 (2010).
- [52] IceCube Collaboration, R. Abbasi, et al., *Phys. Rev.* **D83**, 012001 (2011).
- [53] IceCube Collaboration, M. G. Aartsen, et al., *Phys. Rev. Lett.* **110**, 151105 (2013).
- [54] IceCube Collaboration, M. G. Aartsen, et al., *Phys. Rev.* **D91**, 122004 (2015).
- [55] ANTARES Collaboration, S. Adrian-Martinez, et al., *European Physical Journal* **C73**, 2606 (2013).
- [56] A. Bhattacharya et al., *JHEP* **06**, 110 (2015).
- [57] T. K. Gaisser, K. Jero, A. Karle, and J. van Santen, *Phys. Rev.* **D90**, 023009 (2014).
- [58] IceCube Collaboration, M. G. Aartsen, et al., *Proceedings of Science PoS(ICRC2015)* **1109** (2015).
- [59] IceCube Collaboration, M. G. Aartsen, et al., *Proceedings of Science PoS(ICRC2017)* **968** (2017).
- [60] H. Niederhausen, Ph.D. thesis, Stony Brook University, ISBN: 978-0-438-37019-7 (2018).
- [61] Y. Xu, Ph.D. thesis, Stony Brook University, ISBN: 978-1-687-98329-9 (2019).
- [62] IceCube Collaboration, R. Abbasi, et al., *Phys. Rev.* **D84**, 072001 (2011).
- [63] IceCube Collaboration, M. G. Aartsen, et al., *Phys. Rev.* **D89**, 102001 (2014).
- [64] IceCube Collaboration, A. Schönwald, et al., *Proceedings of the ICRC2013* **0662** (2013).
- [65] T. Chen and C. Guestrin, *Proceedings of the 22nd KDD* (2016) p. 785 (2016).
- [66] F. Riehn et al., *Proceedings of Science PoS(ICRC2015)* p. 558 (2015).
- [67] T. Pierog, I. Karpenko, J. M. Katzy, E. Yatsenko, and K. Werner, *Phys. Rev.* **C92**, 034906 (2015).
- [68] S. Roesler, R. Engel, and J. Ranft, *The Monte Carlo Event Generator DPMJET-III* (Advanced Monte Carlo for Radiation Physics, Particle Transport Simulation and Applications, Springer, Berlin, Heidelberg, 2001).
- [69] A. Fedynitch and R. Engel, *Proceedings of 14th International Conference on Nuclear Reaction Mechanisms* (2015).
- [70] A. Fedynitch et al., *European Physical Journal Web of Conferences* **99** (2015).
- [71] See Supplemental Material at [URL will be inserted by publisher].
- [72] S. Baker and R. D. Cousins, *Nucl. Instrum. Meth.* **221**, 437 (1984).
- [73] A. Bhattacharya, R. Gandhi, W. Rodejohann, and A. Watanabe, *JCAP* **1110**, 017 (2011).
- [74] S. Schonert, T. K. Gaisser, E. Resconi, and O. Schulz, *Phys. Rev.* **D79**, 043009 (2009).
- [75] C. A. Argüelles, S. Palomares-Ruiz, A. Schneider, L. Wille, and T. Yuan, *JCAP* **1807**, 047 (2018).
- [76] P. Padovani, M. Petropoulou, P. Giommi, and E. Resconi, *MNRAS* **452**, 1877 (2015).
- [77] IceCube Collaboration, M. G. Aartsen, et al., *Phys. Rev. Lett.* **117**, 241101 (2016).
- [78] IceCube Collaboration, M. G. Aartsen, et al., *Phys. Rev. Lett.* **119**, 259902(E) (2017).
- [79] Fermi-LAT Collaboration, M. Ackermann, et al., *Astrophys. J.* **799**, 86 (2015).
-

Hypothesis	Flux Model (ν_{astro})	$\Phi_{\text{astro}}^{\nu+\bar{\nu}}(E, \cos\theta)/C_0 =$	Result	g.o.f significance [σ]	
A	single power law	$\Phi_0 (E/E_0)^{-\gamma}$	$\gamma = 2.53_{-0.07}^{+0.07}$ $\Phi_0 = 1.66_{-0.27}^{+0.25}$	0.88	–
B	single power law with cutoff	$\Phi_0 (E/E_0)^{-\gamma} \exp(-E/E_{\text{cut}})$	$\gamma = 2.45_{-0.11}^{+0.09}$ $\Phi_0 = 1.83_{-0.31}^{+0.37}$ $\log_{10}(E_{\text{cut}}/\text{GeV}) = 6.4_{-0.4}^{+0.9}$	0.79	1.0
C	log parabolic power law	$\Phi_0 (E/E_0)^{-\Gamma(E)}$ $\Gamma(E) = \gamma + b \log(E/E_0)$	$\gamma = 2.58_{-0.10}^{+0.10}$ $\Phi_0 = 1.81_{-0.29}^{+0.31}$ $b = 0.07_{-0.05}^{+0.05}$	0.79	1.6
D	broken power law	$\Phi_b \begin{cases} (E/E_b)^{-\gamma_1} & E \leq E_b \\ (E/E_b)^{-\gamma_2} & E > E_b \end{cases}$ $\Phi_b = \Phi_0 \times \begin{cases} (E_0/E_b)^{\gamma_1} & E_b > E_0 \\ (E_0/E_b)^{\gamma_2} & E_b \leq E_0 \end{cases}$	$\Phi_0 = 1.71_{-0.29}^{+0.65}$ $\log_{10}(E_b/\text{GeV}) = 4.6_{-0.2}^{+0.5}$ $\gamma_1 = 2.11_{-0.67}^{+0.29}$ $\gamma_2 = 2.75_{-0.14}^{+0.29}$	0.82	1.3
E	single powerlaw with cutoff + \sum BL Lac [Padovani BLLac]	$\Phi_0 (E/E_0)^{-\gamma} \exp(-E/E_{\text{cut}})$ $+Y_{\nu\gamma} \times f(E)$	$\gamma = 2.0_{-0.4}^{+0.3}$ $\Phi_0 = 4.3_{-1.6}^{+3.2}$ $\log_{10}(E_{\text{cut}}/\text{GeV}) = 5.1_{-0.2}^{+0.3}$ $Y_{\nu\gamma} = 0.20_{-0.09}^{+0.12}$	0.78	1.1
F	two hemispheres	$\begin{cases} \Phi_N (E/E_0)^{-\gamma_N} & \cos\theta \leq 0 \\ \Phi_S (E/E_0)^{-\gamma_S} & \cos\theta > 0 \end{cases}$	$\gamma_N = 2.45_{-0.36}^{+0.17}$ $\Phi_N = 1.3_{-1.0}^{+0.7}$ $\gamma_S = 2.52_{-0.11}^{+0.10}$ $\Phi_S = 1.62_{-0.29}^{+0.30}$	0.87	0.0
G	single power law ($p\gamma$)	$\Phi_0 (E/E_0)^{-\gamma}$	$\gamma = 2.50_{-0.07}^{+0.07}$ $\Phi_0 = 1.62_{-0.27}^{+0.25}$	0.88	0.7

TABLE IV. $C_0 = 3 \times 10^{-18} \text{ GeV}^{-1} \cdot \text{cm}^{-2} \cdot \text{s}^{-1} \cdot \text{sr}^{-1}$ and $E_0 = 100 \text{ TeV}$.

Fit results for different hypotheses, assuming the baseline $(\nu_e : \nu_\mu : \nu_\tau)_E = (\bar{\nu}_e : \bar{\nu}_\mu : \bar{\nu}_\tau)_E = 0.5 : 0.5 : 0.5$ flavor composition expected for pp sources (hypotheses A-F) and $(\nu_e : \nu_\mu : \nu_\tau)_E = 0.78 : 0.61 : 0.61$, $(\bar{\nu}_e : \bar{\nu}_\mu : \bar{\nu}_\tau)_E = 0.22 : 0.39 : 0.39$ expected for $p\gamma$ sources (hypothesis G). Goodness of fit (g.o.f.) test used in this work is the saturated Poisson likelihood test [60, 72]. The corresponding g.o.f. p-values have been calculated as described in [60] (Section 5.5). Significance σ of alternative, more complex astrophysical flux models over single power-law model as determined from toy experiments. The significance of the single-power law fit with respect to the background only hypothesis ($\Phi_{\text{astro}} = 0$) is 9.9σ . All significances are given using the one-sided convention.

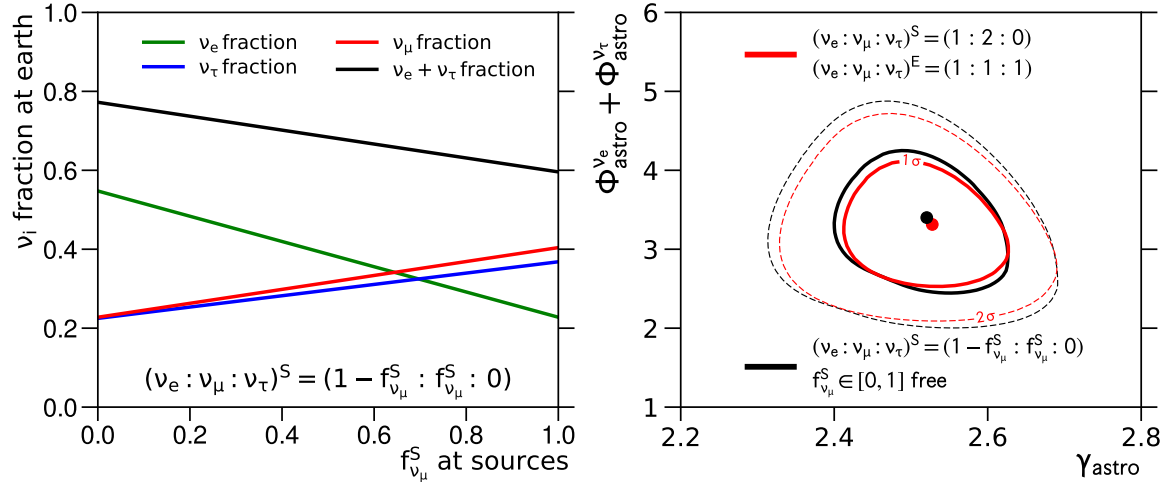


FIG. 1. Left: possible contributions from each ν flavor to the total ν flux at Earth as function of the fraction of muon neutrinos $f_{\nu_\mu}^S \in [0, 1]$ injected at astrophysical ν sources assuming standard neutrino oscillations [23,24]. Right: measurement of the combined flux (single power-law) of electron and tau neutrinos assuming the baseline $(\nu_e : \nu_\mu : \nu_\tau)_S = 1 : 2 : 0$ flavor composition expected for ideal pion-decay sources (red) and taking into account possible variations in the injected flavor ratio at astrophysical sources through an additional nuisance parameter $f_{\nu_\mu}^S \in [0, 1]$ (black). Solid lines correspond to 68% C.L. and dashed lines correspond to 95% C.L.. Both results are approximately identical, because the contribution of astrophysical muon neutrinos to the cascade samples is suppressed.