

Electronic and magnetic properties of the Jahn-Teller active fluoride NaCrF_3 from first-principles calculations

Jianghan Bao,^{1,2} Di Wang,^{1,2,*} Hai-Zhou Lu,³ and Xiangang Wan^{1,2}

¹National Laboratory of Solid State Microstructures and School of Physics, Nanjing University, Nanjing 210093, China

²Collaborative Innovation Center of Advanced Microstructures, Nanjing University, Nanjing 210093, China

³Shenzhen Institute for Quantum Science and Engineering and Department of Physics, Southern University of Science and Technology, Shenzhen 518055, China

(Dated: May 21, 2020)

In perovskite-type compounds, the interplay of cooperative Jahn-Teller effect, electronic correlations and orbital degree of freedom leads to intriguing properties. NaCrF_3 is a newly synthesized Jahn-Teller active fluoroperovskite where the CrF_6^{4-} octahedrons are considerably distorted. Based on the first-principles calculation, we analyze its electronic structure and magnetic properties. Our numerical results show that the Cr^{2+} ions adopt the high-spin $t_{2g\uparrow}^3 e_{g\uparrow}^1$ configuration with G -type orbital ordering. We also estimate the magnetic exchange couplings and find that the in-plane and interplanar nearest-neighbor interactions are ferromagnetic and antiferromagnetic, respectively. The ground state of this material is A -type antiferromagnetic, in agreement with the experiments. Reasonable Curie-Weiss and Néel temperatures compared to the experiments are given by mean-field approximation theory. Our results give a complete explanation of its electronic structure, magnetic and orbital order, and help to further comprehend the behaviors of Jahn-Teller active perovskite-type fluoride.

I. INTRODUCTION

In strongly correlated electron systems, the interplay between charge, spin, orbital and lattice degrees of freedom gives rise to profuse and exotic physics properties [1]. Especially, the orbital physics is usually significant and inevitable for understanding this complexity [2, 3]. A fascinating example is the cooperative Jahn-Teller (JT) effect, which refers to a symmetry-lowering structural deformation driven by the coupling between the degenerate orbital states and the collective lattice vibrations [4–8]. Accompanied with strong electronic correlations and orbital degree of freedom, the cooperative JT effect gives rise to intriguing behaviors in perovskite-type compounds [6, 9]. The best known example is the parent material of colossal magnetoresistance (CMR) manganites, LaMnO_3 [10, 11], where the cooperative JT effect plays a fundamental role in stabilizing the A -type antiferromagnetic (AFM) spin and C -type orbital ordering (OO) [12–15]. Moreover, it arouses the formation of polaron which is regarded as a key mechanism in CMR effect [16–18].

Besides in the perovskite oxides, the cooperative JT effect also causes various remarkable magnetic and structural effects in fluoroperovskites [19–35]. In the paradigmatic example, tetragonal KCuF_3 , two distinct types of collective JT distortions lead to two isoenergetic structural polytypes [19–22]. The cooperative JT effect is not only essential for stabilizing the antiferro-orbital order in KCuF_3 at high temperature [23], but also makes this compound one of the most ideal one-dimensional antiferromagnets with $S = \frac{1}{2}$ [9, 19]. Similar uniform AFM chains induced by cooperative JT effect are also found

in triclinic AgCuF_3 and NaCuF_3 [26, 27]. Additionally, chromium fluoroperovskites are also able to activate cooperative JT effect, such as KCrF_3 [28–30]. This material has rich structural phase-transitions ($Pm3m \rightarrow I4/mcm$ at 973K and $I4/mcm \rightarrow I112/m$ at 250k) [28–30] and exhibits an ordering of staggered $3d_{3x^2-r^2}$ and $3d_{3y^2-r^2}$ orbitals in ab -plane which is rotated by 90° in consecutive layers along the c -direction at room temperature [28, 29]. The ample structural and magnetic behaviors of KCrF_3 have attracted much interest in theoretical study in recent years [31–35].

Recently, another chromium fluoroperovskite NaCrF_3 was successfully synthesized with a novel wet chemistry method [36]. Incorporating the JT active Cr ions, this material exhibits obvious cooperative structural distortions. Neutron powder diffraction experiments revealed that NaCrF_3 adopts a canted A -type AFM ground state at low temperature [36]. The Curie-Weiss temperature and Néel temperature were given by -4K and 21.3K, respectively [36]. Its Néel temperature is much lower than KCrF_3 (79.5 K) [30], indicating its weak antiferromagnetic nature. Isostructural with triclinic NaCuF_3 [26, 36], NaCrF_3 has considerably lower crystal symmetry than KCrF_3 . Meanwhile, the Cr ions of NaCrF_3 have $3d^4$ electronic configuration, which are different from the $3d^9$ Cu ions in KCuF_3 . Thus, it will be worthwhile to investigate the electronic structure and magnetic properties of this distinct compound.

In this paper we systematically analyze the electronic and magnetic properties of NaCrF_3 by using the first-principles calculation. Band structure and partial density of states (PDOS) show clearly the splitting of e_g orbitals of Cr^{2+} ions caused by the axial elongation of CrF_6^{4-} octahedrons. Our numerical results show that this material exhibits G -type antiferro-orbital ordering while the Cr^{2+} ions adopt the high-spin $t_{2g\uparrow}^3 e_{g\uparrow}^1$ configura-

* Corresponding author: diwang0214@nju.edu.cn

ration. *A*-type AFM spin state is found to own the lowest total energy in accordance with the experiments. Based on energy-mapping procedure, a ferromagnetic (FM) in-plane nearest-neighbor (NN) coupling, an AFM interplanar NN interaction and a non-negligible interplanar next-nearest-neighbor (NNN) exchange parameter are estimated. Through mean-field approximation theory, we calculate the Curie-Weiss and Néel temperatures, which are in reasonable agreement with the results of experiments. The ground magnetic state of *A*-type magnetic order can be understood based on the electronic configuration of Cr^{2+} ions and the Cr-F-Cr superexchange pathways.

II. METHOD AND CRYSTAL STRUCTURE

The density functional calculations have been performed by utilizing the full potential linearized augmented plane wave (LAPW) method as implemented in Wien2k code [37]. Local spin density approximation (LSDA) is adopted as the exchange-correlation potential [38]. To take into account the Coulomb repulsion of the Cr-3d electrons, LSDA + U scheme is also performed [39]. The value of U_{eff} ($U_{eff} = U - J$, the Hund exchange parameter J is set to be 0), which varies from 4 eV to 8 eV, has been widely used in previous first-principle calculation [20, 31]. We found that our numerical essential properties do not depend on the value of U_{eff} in this range and the results of $U_{eff} = 6$ eV are mainly presented here. The muffin-tin sphere radii are chosen to be 2.06, 1.81 and 1.90 Bohr for Na, F and Cr atoms, respectively. The plane wave cut-off K_{max} is determined

by $R_{min}K_{max} = 7$, where the R_{min} is the smallest of all atomic sphere radii. The convergence criterion of the crystal total energy is set to be 0.01 mRy per conventional unit cell, and a sufficient large k mesh is used for the integration over the Brouillon zone. In addition to the FM configuration, five possible AFM configurations (shown in Fig. 4) have also been taken into consideration to explore the magnetic properties of NaCrF_3 .

The experimental crystal structure (Fig. 1(a)) obtained by high-resolution synchrotron X-ray and neutron powder diffraction is used in the calculation [36]. NaCrF_3 belongs to the triclinic crystal system (space group $P\bar{1}$), with lattice constants $a=5.48428(11)$ Å, $b=5.67072(11)$ Å and $c=8.13620(15)$ Å. The angles between the lattice vectors are $\alpha=90.3860(10)^\circ$, $\beta=90.2816(8)^\circ$ and $\gamma=86.3255(8)^\circ$ [36]. Four inequivalent crystallographic sites are occupied by the Cr cations (Fig. 1(a)), which form distorted corner-sharing CrF_6 octahedrons enclosed in Na cage with the surrounding F anions. Each axially elongated CrF_6 octahedron has 2 long and 4 short Cr-F bonds. It should also be noted that, the CrF_6 octahedrons connect with each other through alternating long-short Cr-F bonds within the $(1\bar{1}0)$ plane, while all the interplanar connection consists of short bonds (Fig. 3(a)).

III. RESULTS AND DISCUSSION

LDA calculation is carried out firstly to clarify the basic electronic features. The band structures and the density of states (DOS) are given in Fig. 2(a) and 3. The z -direction of local coordinate system is defined along the longest Cr-F bond of each CrF_6 octahedron in the analysis of PDOS. There are 12 F ions in the unit cell. As shown in Fig. 2(a) & 3, 36 F-2p bands mainly locate in the energy range from -9 eV to -6 eV, indicating that the F-2p orbitals are nearly full occupied. In comparison, the F-2p bands of KCuF_3 , which locates between -7 eV and -3 eV, are closer to the Fermi level due to the stronger electronegativity of Cu than Cr. As shown in Fig. 3, the main contribution of Na bands is above the Fermi level, while there is also small distribution of Na states between -9 and -6 eV, indicating the non-negligible hybridization between Na and F states. Thus the nominal chemical valence of F and Na can be regarded as -1 and +1, respectively. As a consequence, the nominal valence of Cr is +2 and the outer shell electronic configuration of Cr ion is $3d^4$. Our results also show that the bands around the Fermi level consists mostly of the Cr-3d electrons (Fig. 3). In each axially elongated CrF_6 octahedron, two long Cr-F bonds are collinear, while the angles between the long bonds and the short bonds deviate slightly from the right angle (ranging from 84.50° to 96.17°) [36]. Though the CrF_6 octahedrons deform from the ideal ones, the Cr-3d orbitals are still roughly divided into 12 t_{2g} bands (from -0.46 eV to 0.25 eV) and 8 e_g bands (from 0.46 eV to 2.53 eV), as shown in Fig. 2(a) & 3. Furthermore,

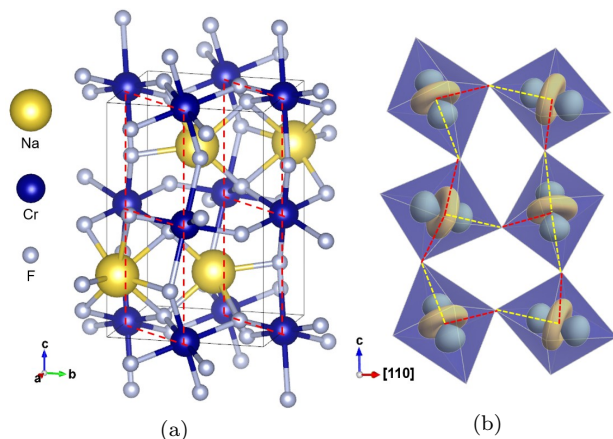


Fig. 1. (a) Crystal structure of NaCrF_3 [36]. Na, Cr and F atoms are represented here by yellow, blue and grey spheres, respectively. Red dashed lines indicate the $(1\bar{1}0)$ -plane. (b) Schematic view of occupied $d_{3z^2-r^2}$ orbitals of Cr^{2+} and corresponding distorted CrF_6^{4-} octahedrons in $(1\bar{1}0)$ -plane, yellow and red dashed lines denote the alternating long and short Cr-F bonds. Notice that the lobes of $d_{3z^2-r^2}$ point into the direction of long Cr-F bonds.

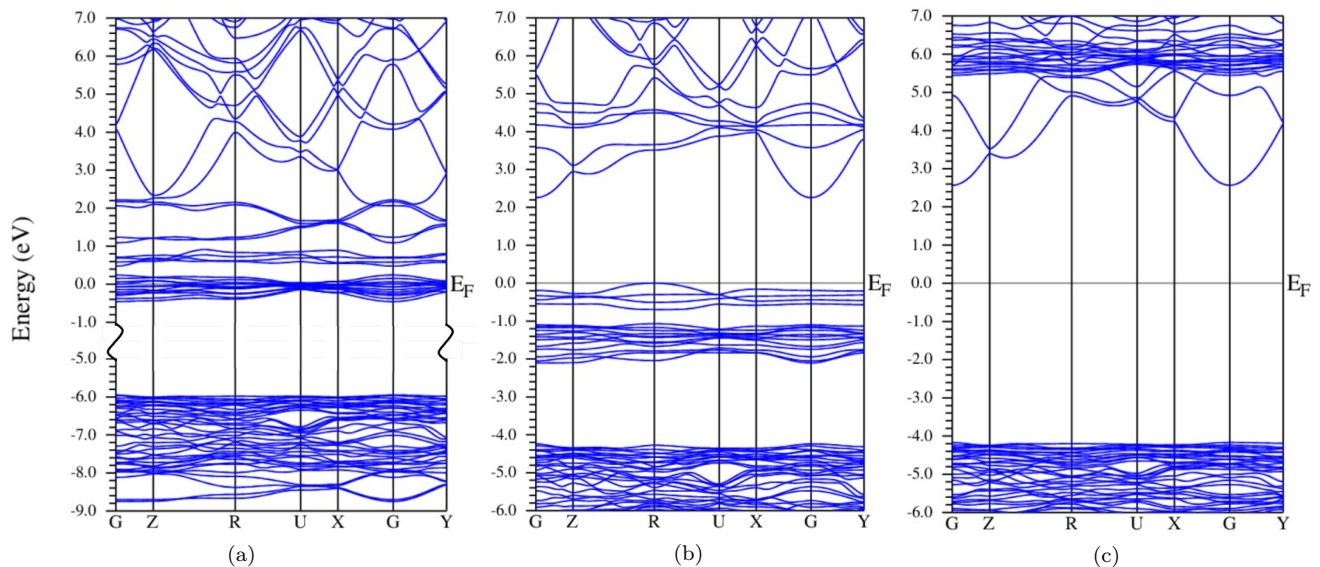


Fig. 2. Electronic structure of NaCrF₃. (a): the results of LDA calculation. No band occurs in the omitted part (from -5 eV to -1 eV). (b): the spin-up channel. (c): the spin-down channel given by LSDA + U ($U = 6$ eV) calculation with FM configuration. The Fermi level is set to be zero.

influenced by the axial elongation of the CrF₆ octahedrons, the e_g states split into 4 $d_{3z^2-r^2}$ bands from 0.46 eV to 0.91 eV and 4 $d_{x^2-y^2}$ bands from 1.08 eV to 2.53

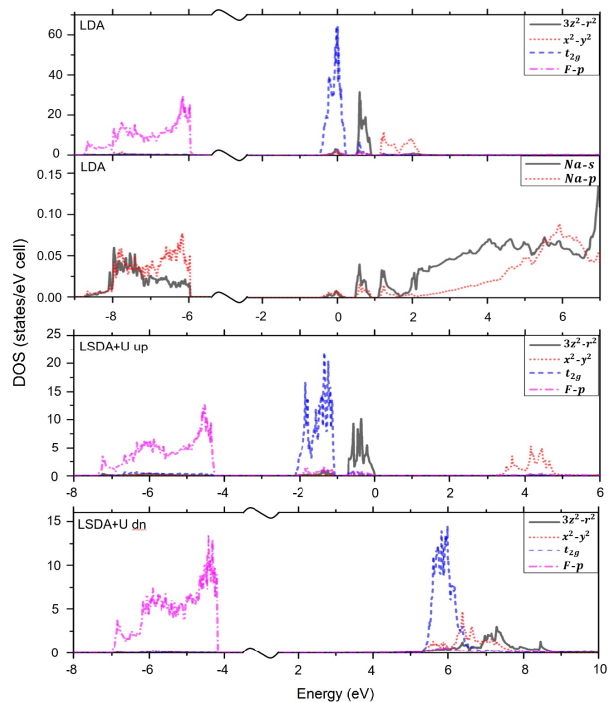


Fig. 3. Partial density of states (PDOS) of NaCrF₃ given by the LDA and LSDA + U ($U = 6$ eV) calculations. The local coordinate system is used with the z -direction defined along the longest Cr-F bond of each CrF₆ octahedron in the calculation of PDOS.

eV, as shown in Fig. 2(a) and 3. The energy splitting between the band centers of $d_{3z^2-r^2}$ and $d_{x^2-y^2}$ states is estimated to be about 1.05 eV.

As shown in Fig. 3, the DOS at Fermi level is quite large, which indicates the electronic instability. To explore its magnetic properties, the LSDA + U calculation of FM configuration is performed. The band structures are shown in Fig. 2(b) & 2(c). The spin exchange splitting is relatively large and the down-spin bands lie far away from the Fermi level. As shown in the band structure and DOS (Fig. 2(b) & 2(c) & 3), the t_{2g} and $d_{3z^2-r^2}$ orbitals in spin-up channel are fully occupied, while the $d_{x^2-y^2}$ orbitals are entirely empty in the FM structure. Thus, the Cr $3d^4$ configuration can be regarded as holding a $t_{2g}^3 e_g^1$ high-spin state. Enhanced by the combination of JT effect and electronic correlation, the energy splitting between the weight-centers of $d_{x^2-y^2}$ and $d_{3z^2-r^2}$ states in spin-up channel is estimated to be 4.5 eV. Note that the occupied $d_{3z^2-r^2}$ orbitals form a G -type orbital ordering pattern, as shown in Fig. 3(a). The high-spin state Cr²⁺ ions and G -type orbital order show remarkable similarity with those of KCrF₃ [31–33, 35].

In order to study the magnetic ground state of NaCrF₃, five AFM configurations have been taken into consideration in addition to the FM state (See Fig. 4 for the schematic descriptions of the different AFM configurations). AFM-1 and AFM-2 are two different A -type AFM structures where the AFM couplings are in $[1\bar{1}0]$ - and $[001]$ -direction, respectively. The Cr²⁺ ions of AFM-3 configuration couple anti-ferromagnetically in the $(1\bar{1}0)$ -plane, but ferromagnetically in $[1\bar{1}0]$ -direction. And in AFM-4, the magnetic moments are anti-parallel in (001) -plane, but parallel in $[001]$ -direction. In the spin configuration AFM-5, each spin is set to be anti-parallel to all its

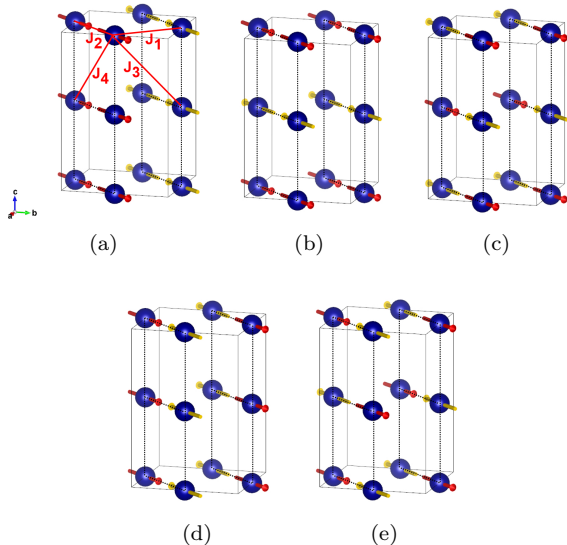


Fig. 4. Five AFM configurations considered in our DFT calculations. (a), (b), (c), (d) and (e) represent AFM-1, AFM-2, AFM-3, AFM-4 and AFM-5 spin structures respectively. Blue spheres stand for the Cr atoms within the $(1\bar{1}0)$ -plane which is represented by the dashed lines. Red arrows denotes the spins in up-direction and yellow arrows denotes the spins in down-direction. The 4 exchange parameters that we take into consideration are shown in (a).

nearest neighbors. Our numerical results reveal that different magnetic configurations have minor influence on the electronic configuration and the orbital ordering of this material, and all magnetic configurations have the same high-spin $t_{2g}^3 e_{g\uparrow}^1$ state and the G -type orbital order. The differences between total energies and magnetic moments of Cr^{2+} of various magnetically ordered structures for LSDA + U calculations are summarized in Table I. The results show that the AFM-1 configuration has the lowest total energies under different U values, which is in agreement with the experimental results [36]. The calculated magnetic moments of different spin configurations are similar, which indicates that the magnetism of NaCrF_3 is quite localized and the total energy differences mainly originates from the inter-atomic exchange interactions. Thus, it allows us to perform the energy-mapping procedure to estimate the exchange couplings.

The exchange couplings are analyzed by using the Heisenberg Hamiltonian:

$$H = \sum_{i < j} J_{ij} \mathbf{S}_i \cdot \mathbf{S}_j \quad (1)$$

where J_{ij} stands for the spin exchange parameter between two spins at sites i and j . We have calculated the exchange parameters J_{ij} by using the relative total energies of different magnetic ordering systems. The exchange interactions that we consider are shown in Fig. 4(a), where J_1 and J_3 denote the NN and NNN interactions between the $(1\bar{1}0)$ -planes, while J_2 and J_4 represent

the NN and NNN couplings within the $(1\bar{1}0)$ -planes.

	FM	AFM-1	AFM-2	AFM-3	AFM-4	AFM-5
$U=4$ eV	5.15	0	8.53	9.29	7.35	10.34
E_{tot} $U=6$ eV	4.85	0	6.65	5.84	5.21	7.38
$U=8$ eV	4.52	0	5.69	4.00	4.34	5.67
$U=4$ eV	3.366	3.361	3.361	3.356	3.356	3.351
M_{Cr} $U=6$ eV	3.397	3.394	3.394	3.390	3.388	3.387
$U=8$ eV	3.425	3.423	3.423	3.420	3.419	3.415

Table I. Relative total energies (E_{tot} in meV/f.u.) of different magnetic ordering states and corresponding magnetic moment (M_{Cr} in μ_B) of Cr^{2+} , total energy of AFM-1 structure is set to be 0.

By applying the spin Hamiltonian model (Eq.1) on the 6 different magnetic configurations, the total energy per conventional unit cell are expressed as:

$$\begin{aligned} E_{FM} &= E_0 + 4(J_1 + 2J_2 + 4J_3 + 2J_4)S^2 \\ E_{AFM1} &= E_0 + 4(-J_1 + 2J_2 - 4J_3 + 2J_4)S^2 \\ E_{AFM2} &= E_0 + 4(J_1 - 2J_4)S^2 \\ E_{AFM3} &= E_0 + 4(J_1 - 2J_2 - 4J_3 + 2J_4)S^2 \\ E_{AFM4} &= E_0 + 4(-J_1 - 2J_4)S^2 \\ E_{AFM5} &= E_0 + 4(-J_1 - 2J_2 + 4J_3 + 2J_4)S^2 \end{aligned}$$

Here E_0 denotes the paramagnetic part of the total energy, which is considered as irrelevant of the change of spin configuration. The values of the exchange parameters J can be evaluated by mapping these energies obtained with LSDA + U calculations. Since the number of magnetic configurations is larger than the number of exchange parameters, a least squares method is applied.

The calculated exchange couplings from energy-mapping analysis are given in Table II. Generally speaking, the magnetic exchanges are considerably weaker in NaCrF_3 than in other materials with similar Jahn-Teller active ions [26, 31, 32, 35]. With the value of U increasing, the values of most magnetic couplings decrease as expected. The dominant terms are J_1 and J_2 , where the positive J_1 indicates an interplanar AFM interaction, while the negative J_2 reveals a FM coupling within the $(1\bar{1}0)$ -plane. The results correspond well with experiments, since the combination of these NN interactions leads to the A -type magnetic ground state. As shown in Table II, J_1 and J_2 have same order of magnitude, indicating that NaCrF_3 exhibits three-dimensional magnetic nature. Moreover, we also get a non-negligible positive interplanar NNN exchange constant J_3 , which strengthens the AFM interactions between the $(1\bar{1}0)$ -planes.

Based on the spin exchange parameters, we calculate the Curie-Weiss and Néel temperature by the mean-field

	J_1	J_2	J_3	J_4
$U=4$ eV	0.211	-0.445	0.101	-0.035
$U=6$ eV	0.250	-0.269	0.096	-0.031
$U=8$ eV	0.183	-0.158	0.092	-0.004

Table. II. Calculated exchange constants (meV) for different computational settings.

theory approximation [40]:

$$\theta = \frac{S(S+1)}{3k_B} \left(\sum_i z_i J_i + \sum_j z'_j J'_j \right) \quad (2)$$

$$T_N = \frac{S(S+1)}{3k_B} \left(\sum_i z_i J_i - \sum_j z'_j J'_j \right) \quad (3)$$

where J_i and z_i are the neighbor exchange parameters between the sites with same spin orientation and the corresponding number of adjacent neighbors, whereas J'_j and z'_j represent the magnetic coupling and the coefficients between the sites with opposite spin orientation.

According to the experiments [36], Curie-Weiss temperature θ is -4 K while Néel temperature T_N is 21.3 K, smaller than that of KCrF_3 ($T_N = 79.5$ K) [30]. Since the Curie-Weiss temperature represents sum of all magnetic couplings in the mean-field theory (Eq. 2 & 3), the relative low value of the frustration index $\frac{\theta}{T_N}$ (smaller than 1) reveals the interplay of the FM and AFM interactions [41], in agreement with our results shown in Table II. When U equals 6 eV (reasonable value compared with similar material [20, 31]), Curie-Weiss temperature is estimated to -1.67 K while the Néel temperature is about 57.31 K. The results can be regarded as qualitatively consistent with the experimental ones.

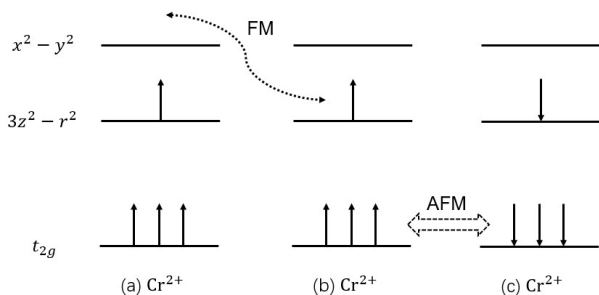


Fig. 5. Diagram of crystal levels of high-spin Cr^{2+} of different Cr^{2+} sites. The notations of the orbitals are given based on the local coordinate system of each Cr^{2+} . (a) and (b) stand for two NN Cr^{2+} within the $(1\bar{1}0)$ -plane, while (c) represents the NN Cr^{2+} of (b) in another plane. The in-plane e_g electron hopping leads to FM interaction while the interplanar coupling between t_{2g} orbitals results in AFM interaction.

It should be noted that the ground state with A -type AFM structure can be understood based on the superex-

change pathways and electronic occupation (Fig. 3) in orbital order. Based on our first-principles calculations, schematic crystal field levels and two possible exchange pathways are presented in Fig. 5. Two NN Cr^{2+} ions within the $(1\bar{1}0)$ -plane are given by (a) and (b), while (c) represents the interplanar NN Cr^{2+} ion of (b). Note that the local $d_{3z^2-r^2}$ states points to the direction of longest Cr-F bond while the pathways in the $(1\bar{1}0)$ -plane connect through alternating long-short Cr-F bonds as shown in Fig. 3(a), therefore the hopping between these $d_{3z^2-r^2}$ orbitals would be small. Within the $(1\bar{1}0)$ -plane, the in-plane superexchange couplings are mainly via the hopping between the $d_{3z^2-r^2}$ and $d_{x^2-y^2}$ orbitals. According to the second Goodenough-Kanamori-Anderson (GKA) rule [42–45], a FM interaction within the $(1\bar{1}0)$ -plane emerges through the virtual hopping of the half-filled $d_{3z^2-r^2}$ state and the empty $d_{x^2-y^2}$ state. As for the interplanar magnetic interaction, since the $d_{3z^2-r^2}$ states are lying in the $(1\bar{1}0)$ -plane and the $d_{x^2-y^2}$ states are unoccupied, the interplanar hopping between e_g states is small. Thus the interplanar exchange are mainly via the virtual hopping between t_{2g} orbitals. By applying the first GKA rule [42–45], we have that the interplanar exchange between the half-filled t_{2g} states is AFM, since the hopping between half-filled states with same spin orientation is forbidden by the Pauli exclusion principle. These together make the magnetic ground state of NaCrF_3 to be the AFM-1 magnetic configuration.

IV. CONCLUSION

In conclusion, we have presented comprehensive investigation of a newly synthesized JT active ternary fluoroperovskite NaCrF_3 through the DFT calculation. The high-spin configuration of Cr^{2+} and the G -type orbital ordering are proposed by our numerical results. We also confirmed the A -type AFM magnetic ground state obtained by the experiments. With the energy-mapping procedure, we estimate the exchange parameters. The interplanar NN interaction J_1 is AFM while in-plane NN coupling J_2 is FM. Reasonable Curie-Weiss and Néel temperatures are also estimated by using mean-field approximation theory. Based on the GKA rule, the magnetic ground state of A -type AFM order is understood. We hope our calculation of this compound may help to further understand of the behaviors in JT active perovskite fluoride.

V. ACKNOWLEDGEMENTS

This work is supported by the National Natural Science Foundation of China (NSFC) (Grants No. 11834006, No. 11525417, No. 51721001, and No. 11790311), National Key R&D Program of China (Grants No. 2018YFA0305704 and No. 2017YFA0303203). H. Z. Lu is supported by the NSFC

(11925402). X. Wan also acknowledges the support from the Tencent Foundation through the XPLOERER PRIZE.

-
- [1] M. Imada, A. Fujimori, and Y. Tokura, “Metal-insulator transitions,” *Rev. Mod. Phys.* **70**, 1039–1263 (1998).
- [2] Y. Tokura and N. Nagaosa, “Orbital physics in transition-metal oxides,” *Science* **288**, 462–468 (2000).
- [3] G. Khaliullin, “Orbital Order and Fluctuations in Mott Insulators,” *Prog. Theor. Phys. Supp.* **160**, 155–202 (2005).
- [4] H. Jahn and E. Teller, “Stability of Polyatomic Molecules in Degenerate Electronic States. II. Spin Degeneracy,” *P. Roy. Soc A-Math Phys.* **164**, 117–131 (1938).
- [5] G. A. Gehring and K. A. Gehring, “Co-operative Jahn-Teller effects,” *Rep. Prog. Phys.* **38**, 1–89 (1975).
- [6] K. I. Kugel and D. I. Khomskii, “The Jahn-Teller effect and magnetism: transition metal compounds,” *Phys.-Uspekhi* **25**, 231–256 (1982).
- [7] D. I. Khomskii and K. I. Kugel, “Elastic interactions and superstructures in manganites and other Jahn-Teller systems,” *Phys. Rev. B* **67**, 134401 (2003).
- [8] I. Bersuker, *The Jahn-Teller Effect* (Cambridge University Press, 2006).
- [9] D. I. Khomskii, *Transition metal compounds* (Cambridge University Press, 2014).
- [10] S. Jin, T. H. Tiefel, M. McCormack, R. A. Fastnacht, R. Ramesh, and L. H. Chen, “Thousandfold change in resistivity in magnetoresistive La-Ca-Mn-O films,” *Science* **264**, 413–415 (1994).
- [11] M. B. Salamon and M. Jaime, “The physics of manganites: Structure and transport,” *Rev. Mod. Phys.* **73**, 583–628 (2001).
- [12] D. D. Sarma, N. Shanthi, S. R. Barman, N. Hamada, H. Sawada, and K. Terakura, “Band theory for ground-state properties and excitation spectra of perovskite LaMO_3 ($M = \text{Mn, Fe, Co, Ni}$),” *Phys. Rev. Lett.* **75**, 1126–1129 (1995).
- [13] I. Solovyev, N. Hamada, and K. Terakura, “Crucial role of the lattice distortion in the magnetism of LaMnO_3 ,” *Phys. Rev. Lett.* **76**, 4825–4828 (1996).
- [14] E. Pavarini and E. Koch, “Origin of Jahn-Teller distortion and orbital order in LaMnO_3 ,” *Phys. Rev. Lett.* **104**, 086402 (2010).
- [15] Z. Popović and S. Satpathy, “Origin of charge-orbital order in the half-doped manganites,” *Phys. Rev. Lett.* **88**, 197201 (2002).
- [16] A. J. Millis, P. B. Littlewood, and B. I. Shraiman, “Double exchange alone does not explain the resistivity of $\text{La}_{1-x}\text{Sr}_x\text{MnO}_3$,” *Phys. Rev. Lett.* **74**, 5144–5147 (1995).
- [17] A. J. Millis, B. I. Shraiman, and R. Mueller, “Dynamic Jahn-Teller effect and colossal magnetoresistance in $\text{La}_{1-x}\text{Sr}_x\text{MnO}_3$,” *Phys. Rev. Lett.* **77**, 175–178 (1996).
- [18] Ch. Jooss, L. Wu, T. Beetz, R. Klie, M. Beleggia, M. Schofield, S. Schramm, J. Hoffmann, and Y. Zhu, “Polaron melting and ordering as key mechanisms for colossal resistance effects in manganites,” *Proc. Natl. Acad. Sci. U.S.A.* **104**, 13597–602 (2007).
- [19] K. Hirakawa and Y. Kurogi, “One-Dimensional Antiferromagnetic Properties of KCuF_3 ,” *Prog. Theor. Phys. Supp.* **46**, 147–161 (1970).
- [20] A. I. Liechtenstein, V. I. Anisimov, and J. Zaanen, “Density-functional theory and strong interactions: Orbital ordering in mott-hubbard insulators,” *Phys. Rev. B* **52**, R5467–R5470 (1995).
- [21] J. E. Medvedeva, M. A. Korotin, V. I. Anisimov, and A. J. Freeman, “Orbital ordering in paramagnetic LaMnO_3 and KCuF_3 ,” *Phys. Rev. B* **65**, 172413 (2002).
- [22] M. D. Towler, R. Dovesi, and V. R. Saunders, “Magnetic interactions and the cooperative Jahn-Teller effect in KCuF_3 ,” *Phys. Rev. B* **52**, 10150–10159 (1995).
- [23] E. Pavarini, E. Koch, and A. I. Lichtenstein, “Mechanism for orbital ordering in KCuF_3 ,” *Phys. Rev. Lett.* **101**, 266405 (2008).
- [24] I. Moreira and R. Dovesi, “Periodic approach to the electronic structure and magnetic coupling in KCuF_3 , K_2CuF_3 , and $\text{Sr}_2\text{CuO}_2\text{Cl}_2$ low-dimensional magnetic systems,” *Int. J. Quantum Chem.* **99**, 805–823 (2004).
- [25] I. Leonov, N. Binggeli, Dm. Korotin, V. I. Anisimov, N. Stojić, and D. Vollhardt, “Structural relaxation due to electronic correlations in the paramagnetic insulator KCuF_3 ,” *Phys. Rev. Lett.* **101**, 096405 (2008).
- [26] J. Tong, C. Lee, M.-H. Whangbo, R. K. Kremer, A. Simon, and J. Köhler, “Cooperative JahnTeller distortion leading to the spin-1/2 uniform antiferromagnetic chains in triclinic perovskites AgCuF_3 and NaCuF_3 ,” *Solid State Sci.* **12**, 680–684 (2010).
- [27] D. Kurzydłowski and W. Grochala, “Large exchange anisotropy in quasi-one-dimensional spin- $\frac{1}{2}$ fluoride antiferromagnets with a $d(z^2)^1$ ground state,” *Phys. Rev. B* **96**, 155140 (2017).
- [28] S. Margadonna and G. Karotsis, “Cooperative Jahn-Teller distortion, phase transitions, and weak ferromagnetism in the KCrF_3 perovskite,” *J. Am. Chem. Soc.* **128**, 16436–16437 (2006).
- [29] S. Margadonna and G. Karotsis, “High temperature orbital order melting in KCrF_3 perovskite,” *J. Mater. Chem.* **17**, 2013–2020 (2007).
- [30] Y. Xiao, Y. Su, H.-F. Li, C. M. N. Kumar, R. Mittal, J. Persson, A. Senyshyn, K. Gross, and Th. Brueckel, “Neutron diffraction investigation of the crystal and magnetic structures in KCrF_3 perovskite,” *Phys. Rev. B* **82**, 094437 (2010).
- [31] G. Giovannetti, S. Margadonna, and J. van den Brink, “ KCrF_3 : Electronic structure and magnetic and orbital ordering from first principles,” *Phys. Rev. B* **77**, 075113 (2008).
- [32] Y. Xu, X. Hao, M. Lv, Z. Wu, D. Zhou, and J. Meng, “Magnetic structure and orbital ordering in tetragonal and monoclinic KCrF_3 from first-principles calculations,” *The Journal of chemical physics* **128**, 164721 (2008).
- [33] G. Wang, Z. Li, L. Zheng, and Z. Yang, “First-principles study on the orbital ordering of KCrF_3 ,” *Phys. Rev. B* **84**, 045111 (2011).
- [34] C. Autieri, E. Koch, and E. Pavarini, “Mechanism of structural phase transitions in kcrf_3 ,” *Phys. Rev. B* **89**, 155109 (2014).
- [35] X. Ming, L. Xiong, H. Xu, F. Du, C. Wang, and G. Chen, “First-principles study of orbital ordering in cubic fluo-

- ride KCrF_3 ,” *Chin. Phys. B* **23**, 037401 (2014).
- [36] F. L. M. Bernal, J. Sottmann, Ø. S. Fjellvåg, C. Drahten, W. A. Sławiński, O. M. Løevvik, D. S. Wragg, and H. Fjellvåg, “Structural and magnetic characterization of the elusive Jahn-Teller active NaCrF_3 ,” (2020), [arXiv:2001.04144](https://arxiv.org/abs/2001.04144).
- [37] P. Blaha, K. Schwarz, G. Madsen, D. Kvasnicka, and J. Luitz, *WIEN2k, An augmented plane wave+ Local Orbitals Program for calculating Crystal Properties* (Karlheinz Schwarz, TU Wien, Austria, 2001).
- [38] S. H. Vosko, L. Wilk, and M. Nusair, “Accurate spin-dependent electron liquid correlation energies for local spin density calculations: a critical analysis,” *Can. J. Phys.* **58**, 1200–1211 (1980).
- [39] V. Anisimov, F. Aryasetiawan, and A. Lichtenstein, “First-principles calculations of the electronic structure and spectra of strongly correlated systems: The LDA + U method,” *J. Condens. Matter Phys.* **9**, 767 (1997).
- [40] J. Samuel. Smart, *Effective Field Theories of Magnetism* (W. B. Saunders Company, 1966).
- [41] P. R. Baral, N. Ahmed, J. Kumar, S. Nair, and R. Nath, “Synthesis and physical properties of spin-1 honeycomb lattice $\text{Pb}_6\text{Ni}_9(\text{TeO}_6)_5$,” *Journal of Alloys and Compounds* **711**, 568 – 572 (2017).
- [42] J. B. Goodenough, *Magnetism and the Chemical Bond* (Interscience, New York, 1963).
- [43] J. Kanamori, “Superexchange interaction and symmetry properties of electron orbitals,” *J. Phys. Chem. Solids* **10**, 87 – 98 (1959).
- [44] P. W. Anderson, “Theory of Magnetic Exchange Interactions: Exchange in Insulators and Semiconductors,” (Academic Press, 1963) pp. 99 – 214.
- [45] K. I. Kugel and D. I. Khomskii, “Crystal structure and magnetic properties of substances with orbital degeneracy,” *Sov. Phys. JETP* **37**, 725–730 (1973).