

Controllability of Hypergraphs

Can Chen, Amit Surana, *Member, IEEE*, Anthony Bloch, *Fellow, IEEE*, and Indika Rajapakse

Abstract—In this paper, we develop a notion of controllability for hypergraphs via tensor algebra and polynomial control theory. Inspired by uniform hypergraphs, we propose a new tensor-based multilinear dynamical system representation, and derive a Kalman-rank-like condition to determine the minimum number of control nodes (MCN) needed to achieve controllability of even uniform hypergraphs. We present an efficient heuristic to obtain the MCN. MCN can be used as a measure of robustness, and we show that it is related to the hypergraph degree distribution in simulated examples. Finally, we use MCN to examine robustness in real biological networks.

Index Terms—Hypergraphs, controllability, robustness, tensors, biological networks, pattern recognition.

I. INTRODUCTION

MANY complex systems are studied using a network perspective, which offers unique insights in social sciences, cell biology, neuroscience and computer science [1], [2], [3], [4], [5]. For example, recent advances in genomics technology, such as genome-wide chromosomal conformation capture (Hi-C), have inspired us to consider the human genome as a dynamic network [6], [7], [8]. Studying such dynamic networks often requires introducing external inputs into the networks in order to steer the network dynamics towards a desired state [9], [10], [11], [12]. This process is akin to the notion of controllability in classical control theory. A dynamical system is controllable if it can be driven from any initial state to any target state within a finite time given a suitable choice of control inputs.

Controlling complex networks is one of the most challenging problems in modern network science [13], [14], [15], [16]. Lin [9] first proposed the concept of structural controllability of directed graphs in 1970s. Later on, Tanner [11] and Rahmani *et al.* [17], [18] applied the idea of structural controllability for multi-agent systems with the aim of selecting a subset of agents (called leaders) which are able to control the whole system by exploiting the graph Laplacian and linear control theory. In particular, Rahmani *et al.* [17] also showed how the symmetry structure of a graph directly relates to the controllability of the corresponding multi-agent system.

Manuscript received March 1, 2022. This work is supported in part by AFOSR Award No: FA9550-18-1-0028, in part by NSF grant DMS 1613819, in part by the Smale Institute, and in part by the Guaranteeing AI Robustness Against Deception (GARD) program from DARPA (I2O).

C. Chen is with the Department of Mathematics and the Department of Electrical Engineering and Computer Science, University of Michigan, Ann Arbor, MI 48109 USA (e-mail: canc@umich.edu).

A. Surana is with Raytheon Technologies Research Center, East Hartford, CT 06108 USA (e-mail: amit.surana@rtx.com).

A. Bloch is with the Department of Mathematics, University of Michigan, Ann Arbor, MI 48109 USA (e-mail: abloch@umich.edu).

I. Rajapakse is with the Department of Computational Medicine & Bioinformatics, Medical School and the Department of Mathematics, University of Michigan, Ann Arbor, MI 48109 USA (e-mail: indikar@umich.edu).

In 2011, Liu *et al.* [13], [19] explored the (structural) controllability of complex graphs with n nodes by using the canonical linear time-invariant dynamics

$$\dot{\mathbf{x}} = \mathbf{A}\mathbf{x} + \mathbf{B}\mathbf{u}, \quad (1)$$

where, $\mathbf{A} \in \mathbb{R}^{n \times n}$ is the adjacency matrix of a graph, and $\mathbf{B} \in \mathbb{R}^{n \times m}$ is the control matrix. The time-dependent vector $\mathbf{x} \in \mathbb{R}^n$ captures the states of the nodes, and $\mathbf{u} \in \mathbb{R}^m$ is the time-dependent control vector. The authors exploited the Kalman rank condition, i.e., the linear system (1) is controllable if and only if the controllability matrix

$$\mathbf{C} = [\mathbf{B} \quad \mathbf{A}\mathbf{B} \quad \dots \quad \mathbf{A}^{n-1}\mathbf{B}] \quad (2)$$

has full rank, to determine the minimum number of control nodes (MCN) in order to achieve full control of the graph (similar to the role of leaders discussed previously). They also identified the MCN of a graph using the idea of “maximum matching” [13]. In addition, Yuan *et al.* [14] developed a notion of exact controllability of graphs. They took advantage of the Popov-Belevitch-Hautus rank condition (i.e., the linear system (1) is controllable if and only if $\text{rank}(\begin{bmatrix} s\mathbf{I} - \mathbf{A} & \mathbf{B} \end{bmatrix}) = n$ for any complex number s) to prove that for an arbitrary graph, the MCN is determined by the maximum geometric multiplicity of the eigenvalues of the corresponding adjacency matrix \mathbf{A} . Furthermore, Nacher *et al.* [20] analyzed MCN required to fully control multilayer graphs, and a similar notion of exact controllability for multilayer graphs is defined in [21].

However, most real world data representations are multidimensional, and using graph (or even multilayer graph) models to describe them may result in a loss of higher-order information [8], [22]. A hypergraph is a generalization of a graph in which its hyperedges can join any number of nodes [23], [24]. Thus, hypergraphs can capture multidimensional relationships unambiguously [22]. Examples of hypergraphs include co-authorship networks, film actor/actress networks, and protein-protein interaction networks [25]. Moreover, a hypergraph can be represented by a tensor if its hyperedges contain the same number of nodes, referred to as a uniform hypergraph [8]. Tensors are multidimensional arrays generalized from vectors and matrices that preserve multidimensional patterns and capture higher-order interactions and coupling within multiway data [26]. The dynamics of uniform hypergraphs thus can be naturally described by a tensor-based multilinear system (multilinear in the sense of multilinear algebra).

Multilinear dynamical systems were first proposed by Rogers *et al.* [27] and Surana *et al.* [28] where the system evolution is generated by the action of multilinear operators which are formed using Tucker products of matrices. Chen *et al.* [29] developed the tensor algebraic conditions for stability, reachability and observability for input/output multilinear

time-invariant systems. By using tensor unfolding, an operation that transforms a tensor into a matrix, a multilinear system can be unfolded to a corresponding linear system. However, the tensor-based multilinear systems, proposed in this paper, are different from the ones defined in [27], [28], [29], and in fact they belong to the family of nonlinear polynomial systems. Hence, they can capture network dynamics more precisely than systems based on standard graphs which use linear dynamics assumption. Basic knowledge of nonlinear control concepts such as Lie algebra and Lie brackets is required in order to better understand the controllability of such systems. The key contributions of this paper are as follows:

- We propose a new tensor-based multilinear system representation inspired by uniform hypergraphs, and study the controllability of such systems by exploiting tensor algebra and polynomial control theory. We establish a Kalman-rank-like condition to determine the controllability of even uniform hypergraphs.
- We establish theoretical results on the MCN of even uniform hyperchains, hyperrings and hyperstars as well as complete even uniform hypergraphs. We also observe that the MCN of odd uniform hypergraphs, identified by the Kalman-rank-like condition, behaves similarly to that of even uniform hypergraphs in simulated examples (although the condition is not applicable in terms of controllability). We discover that MCN is related to the hypergraph degree distribution, and high degree nodes are preferred to be controlled in these configurations and their variants.
- We propose MCN as a measure of robustness for uniform hypergraphs, and use it to quantify structural differences. We present applications to two real world biological examples: a mouse neuron endomicroscopy dataset and an allele-specific Hi-C dataset.
- We present a fast and memory-efficient computational framework for determining the rank of a matrix related to the Kalman-rank-like condition for nonlinear controllability. In addition, we propose a heuristic approach to identify the MCN of uniform hypergraphs efficiently.
- We perform preliminary explorations of the controllability of general non-uniform hypergraphs.

The paper is organized into seven sections. We start with the basics of tensor algebra in Section II-A. In Section II-B, we discuss the notion of uniform hypergraphs and extend the definitions of chains, rings and stars from graph theory to uniform hypergraphs. We propose a new tensor-based multilinear system to capture the dynamics of uniform hypergraphs in Section III-A. We then formulate a Kalman-rank-like condition to determine the controllability of even uniform hypergraphs in Section III-B. We establish theoretical results on the MCN of even uniform hyperchains, hyperrings and hyperstars as well as complete even uniform hypergraphs in Section III-C. In Section IV, we argue that MCN can be used to measure hypergraph robustness, and provide a heuristic approach to find the MCN efficiently. Five numerical examples are presented in Section V. Finally, we discuss the controllability of general hypergraphs in Section VI and conclude with future directions

in Section VII.

II. PRELIMINARIES

A. Tensors

We take most of the concepts and notations for tensor algebra from the comprehensive works of Kolda *et al.* [30], [31]. A *tensor* is a multidimensional array. The *order* of a tensor is the number of its dimensions, and each dimension is called a *mode*. A k -th order tensor usually is denoted by $\mathbf{T} \in \mathbb{R}^{n_1 \times n_2 \times \dots \times n_k}$. It is therefore reasonable to consider scalars $x \in \mathbb{R}$ as zero-order tensors, vectors $\mathbf{v} \in \mathbb{R}^n$ as first-order tensors, and matrices $\mathbf{M} \in \mathbb{R}^{m \times n}$ as second-order tensors. A tensor is called *cubical* if every mode is the same size, i.e., $\mathbf{T} \in \mathbb{R}^{n \times n \times \dots \times n}$. A cubical tensor \mathbf{T} is called *supersymmetric* if $\mathbf{T}_{j_1 j_2 \dots j_k}$ is invariant under any permutation of the indices.

The *tensor vector multiplication* $\mathbf{T} \times_p \mathbf{v}$ along mode p for a vector $\mathbf{v} \in \mathbb{R}^{n_p}$ is defined by

$$(\mathbf{T} \times_p \mathbf{v})_{j_1 j_2 \dots j_{p-1} j_{p+1} \dots j_k} = \sum_{j_p=1}^{n_p} \mathbf{T}_{j_1 j_2 \dots j_p \dots j_k} \mathbf{v}_{j_p}, \quad (3)$$

which can be extended to

$$\mathbf{T} \times_1 \mathbf{v}_1 \times_2 \mathbf{v}_2 \times_3 \dots \times_k \mathbf{v}_k = \mathbf{T} \mathbf{v}_1 \mathbf{v}_2 \dots \mathbf{v}_k \in \mathbb{R} \quad (4)$$

for $\mathbf{v}_p \in \mathbb{R}^{n_p}$. The expression (4) is also known as the homogeneous polynomial associated with \mathbf{T} . If $\mathbf{v}_p = \mathbf{v}$ for all p , we write (4) as $\mathbf{T} \mathbf{v}^k$ for simplicity.

B. Uniform Hypergraphs

We borrow some fundamental concepts of hypergraphs from the works [32], [33], [34], [35]. An *undirected hypergraph* \mathbf{G} is a pair such that $\mathbf{G} = \{\mathbf{V}, \mathbf{E}\}$ where $\mathbf{V} = \{1, 2, \dots, n\}$ is the node set and $\mathbf{E} = \{e_1, e_2, \dots, e_p\}$ is the *hyperedge* set with $e_l \subseteq \mathbf{V}$ for $l = 1, 2, \dots, p$. Two nodes are called *adjacent* if they are in the same hyperedge. A hypergraph is called *connected* if, given two nodes, there is a path connecting them through hyperedges. If all hyperedges contain the same number of nodes, i.e., $|e_p| = k$ for $k \leq n$, \mathbf{G} is called a *k-uniform hypergraph*. Here $|\cdot|$ denotes the cardinality of a set. A k -uniform hypergraph can be represented by a k -th order n -dimensional supersymmetric tensor.

Definition 1: Let $\mathbf{G} = \{\mathbf{V}, \mathbf{E}\}$ be a k -uniform hypergraph with n nodes. The *adjacency tensor* $\mathbf{A} \in \mathbb{R}^{n \times n \times \dots \times n}$ of \mathbf{G} , which is a k -th order n -dimensional supersymmetric tensor, is defined as

$$\mathbf{A}_{j_1 j_2 \dots j_k} = \begin{cases} \frac{1}{(k-1)!} & \text{if } (j_1, j_2, \dots, j_k) \in \mathbf{E} \\ 0, & \text{otherwise} \end{cases} \quad (5)$$

The *degree* of a node is equal to the number of hyperedges that contain that node. The *degree distribution* of a hypergraph is the distribution of the degrees over all nodes. If all nodes have the same degree d , then \mathbf{G} is called *d-regular*. Given any k nodes, if they are contained in one hyperedge, then \mathbf{G} is called *complete*. In the following, we extend the definitions

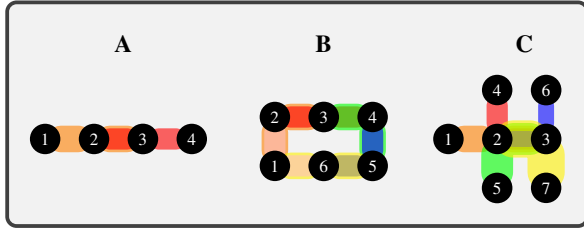


Figure 1. Examples of hyperchains, hyperrings and hyperstars. (A) 3-uniform hyperchain with $e_1 = \{1, 2, 3\}$ and $e_2 = \{2, 3, 4\}$. (B) 3-uniform hyperring with $e_1 = \{1, 2, 3\}$, $e_2 = \{2, 3, 4\}$, $e_3 = \{3, 4, 5\}$, $e_4 = \{4, 5, 6\}$, $e_5 = \{5, 6, 1\}$ and $e_6 = \{6, 1, 2\}$. (C) 3-uniform hyperstar with $e_1 = \{1, 2, 3\}$, $e_2 = \{2, 3, 4\}$, $e_3 = \{2, 3, 5\}$, $e_4 = \{2, 3, 6\}$ and $e_5 = \{2, 3, 7\}$.

of chains, rings and stars from graph theory to uniform hypergraphs.

Definition 2: A k -uniform hyperchain is a sequence of n nodes such that every k consecutive nodes are adjacent, i.e., nodes $j, j+1, \dots, j+k-1$ are contained in one hyperedge for $j = 1, 2, \dots, n-k+1$.

Definition 3: A k -uniform hyperring is a sequence of n nodes such that every k consecutive nodes are adjacent, i.e., nodes $\sigma_n(j), \sigma_n(j+1), \dots, \sigma_n(j+k-1)$ are contained in one hyperedge for $j = 1, 2, \dots, n$, where $\sigma_n(j) = j$ for $j \leq n$ and $\sigma_n(j) = j-n$ for $j > n$.

Definition 4: A k -uniform hyperstar is a collection of $k-1$ internal nodes that are contained in all the hyperedges, and $n-k+1$ leaf nodes such that every leaf node is contained in one hyperedge with the internal nodes.

In k -uniform hyperchains, hyperrings and hyperstars, every two hyperedges have exactly $k-1$ overlapping nodes, see Figure 1. When $k = 2$, they are reduced to standard chains, rings and stars. We will determine the minimum number of control nodes (MCN) of uniform hyperchains, hyperrings and hyperstars in Section III-C.

III. HYPERGRAPH CONTROLLABILITY

A. Uniform Hypergraph Dynamics

We represent the dynamics of a k -uniform hypergraph \mathbf{G} with n nodes by multilinear time-invariant differential equations using the adjacency tensor of \mathbf{G} .

Definition 5: Given a k -uniform hypergraph \mathbf{G} with n nodes, the dynamics of \mathbf{G} with control inputs can be represented by

$$\dot{\mathbf{x}} = \mathbf{A}\mathbf{x}^{k-1} + \sum_{j=1}^m \mathbf{b}_j u_j, \quad (6)$$

where, $\mathbf{A} \in \mathbb{R}^{n \times n \times \dots \times n}$ is the adjacency tensor of \mathbf{G} , and $\mathbf{B} = [\mathbf{b}_1 \ \mathbf{b}_2 \ \dots \ \mathbf{b}_m] \in \mathbb{R}^{n \times m}$ is the control matrix.

In this paper, we consider the case in which each input can only be imposed at one node, i.e., \mathbf{b}_j are the scaled standard basis vectors, similar to the treatments in [13], [14]. The time-dependent vector \mathbf{x} captures the state of the n nodes, and the system is controlled using the time-dependent input vector $\mathbf{u} = [u_1 \ u_2 \ \dots \ u_m]^T \in \mathbb{R}^m$. The multilinear system (6) formulated by the tensor vector multiplications is indeed able to capture the simultaneous interactions among

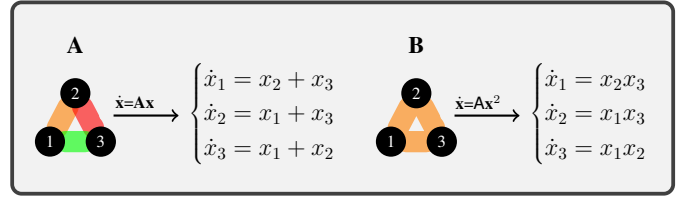


Figure 2. Graphs versus uniform hypergraphs. (A) Standard graph with three nodes and edges $e_1 = \{1, 2\}$, $e_2 = \{2, 3\}$ and $e_3 = \{1, 3\}$, and its corresponding linear dynamics. (B) 3-uniform hypergraph with three nodes and a hyperedge $e_1 = \{1, 2, 3\}$, and its corresponding nonlinear dynamics.

nodes for uniform hypergraphs as illustrated in Figure 2. All the interactions are characterized using multiplications instead of the additions that are typically used in a standard graph. It is known that multiplication often stands for simultaneity and addition for sequentiality in many mathematical fields. For example, the probability of two independent events to happen at the same time is equal to the product of their individual probabilities. A similar form of nonlinear dynamical system representation has been used to model protein-protein interaction [36], which as mentioned can be represented by hypergraphs. Compared to the dynamical systems of hypergraphs defined in [37], our model (6) is simpler and retains the higher-order coupling information. More significantly, we can discuss the controllability of such systems. In the next subsection, we will establish a Kalman-rank-like condition by exploiting nonlinear control theory.

B. Controllability of Uniform Hypergraphs

If one rewrites the tensor vector multiplications in the multilinear system (6) explicitly as in Figure 2 B, the drift term $\mathbf{A}\mathbf{x}^{k-1}$ is in fact a homogeneous polynomial system of degree $k-1$. The controllability of polynomial systems was studied extensively back in 1970s and 80s [38], [39], [40], [41]. In particular, Jurdjevic and Kupka [38] obtained strong results in terms of the controllability of homogeneous polynomial systems with constant input multipliers (i.e., \mathbf{b}_j are constant vectors).

Definition 6: A dynamical system is called *strongly controllable* if it can be driven from any initial state to any target state in any instant of positive time given a suitable choice of control inputs.

Theorem 1: Consider the following system

$$\dot{\mathbf{x}} = \mathbf{f}(\mathbf{x}) + \sum_{j=1}^m \mathbf{b}_j u_j. \quad (7)$$

Suppose that \mathbf{f} is a homogeneous polynomial system of odd degree. Then the system (7) is strongly controllable if and only if the rank of the Lie algebra spanned by the set of vector fields $\{\mathbf{f}, \mathbf{b}_1, \mathbf{b}_2, \dots, \mathbf{b}_m\}$ is n at all points of \mathbb{R}^n . Moreover, the Lie algebra is of full rank at all points of \mathbb{R}^n if and only if it is of full rank at the origin.

The rank of the Lie algebra can be found by evaluating the recursive Lie brackets of $\{\mathbf{f}, \mathbf{b}_1, \mathbf{b}_2, \dots, \mathbf{b}_m\}$ at the origin. The

Lie bracket of two vector fields \mathbf{f} and \mathbf{g} at a point \mathbf{x} is defined as

$$[\mathbf{f}, \mathbf{g}]_{\mathbf{x}} = \nabla \mathbf{g}(\mathbf{x})\mathbf{f}(\mathbf{x}) - \nabla \mathbf{f}(\mathbf{x})\mathbf{g}(\mathbf{x}), \quad (8)$$

where, ∇ is the gradient operation. Detailed definitions of Lie algebra and Lie brackets can be found in any differential geometry textbook. Based on Theorem 1, we can derive a Kalman-rank-like condition for the tensor-based multilinear system (6).

Definition 7: Let \mathcal{C}_0 be the linear span of $\{\mathbf{b}_1, \mathbf{b}_2, \dots, \mathbf{b}_m\}$ and $\mathbf{A} \in \mathbb{R}^{n \times n \times \dots \times n}$ be a supersymmetric tensor. For each integer $q \geq 1$, define \mathcal{C}_q inductively as the linear span of

$$\mathcal{C}_{q-1} \cup \{\mathbf{A}\mathbf{v}_1\mathbf{v}_2 \dots \mathbf{v}_{k-1} | \mathbf{v}_l \in \mathcal{C}_{q-1}\}. \quad (9)$$

Denote the subspace $\mathcal{C}(\mathbf{A}, \mathbf{B}) = \cup_{q \geq 0} \mathcal{C}_q$ where $\mathbf{B} = [\mathbf{b}_1 \ \mathbf{b}_2 \ \dots \ \mathbf{b}_m] \in \mathbb{R}^{n \times m}$.

Corollary 1: Suppose that k is even. The multilinear system (6) is strongly controllable if and only if the subspace $\mathcal{C}(\mathbf{A}, \mathbf{B})$ spans \mathbb{R}^n , or equivalently, the matrix \mathbf{C} , including all the column vectors from $\mathcal{C}(\mathbf{A}, \mathbf{B})$, has rank n .

Proof: We show that $\mathcal{C}(\mathbf{A}, \mathbf{B})$ consists of all the recursive Lie brackets of $\{\mathbf{A}\mathbf{x}^{k-1}, \mathbf{b}_1, \mathbf{b}_2, \dots, \mathbf{b}_m\}$ at the origin. Without loss of generality, assume that $m = 1$. Since \mathbf{A} is supersymmetric, the recursive Lie brackets are given by (we omit all the scalars in the calculation)

$$\begin{aligned} [\mathbf{b}, \mathbf{A}\mathbf{x}^{k-1}]_{\mathbf{0}} &= \left. \frac{d}{d\mathbf{x}} \right|_{\mathbf{x}=\mathbf{0}} \mathbf{A}\mathbf{x}^{k-1} \mathbf{b} = \mathbf{0}, \\ [\mathbf{b}, [\mathbf{b}, \mathbf{A}\mathbf{x}^{k-1}]_{\mathbf{0}}]_{\mathbf{0}} &= \left. \frac{d}{d\mathbf{x}} \right|_{\mathbf{x}=\mathbf{0}} \mathbf{A}\mathbf{x}^{k-2} \mathbf{b} \mathbf{b} = \mathbf{0}, \\ &\vdots \\ [\mathbf{b}, [\dots, [[\mathbf{b}, \mathbf{A}\mathbf{x}^{k-1}]]]]_{\mathbf{0}} &= \left. \frac{d}{d\mathbf{x}} \right|_{\mathbf{x}=\mathbf{0}} \mathbf{A}\mathbf{x} \mathbf{b}^{k-2} \mathbf{b} = \mathbf{A}\mathbf{b}^{k-1}. \end{aligned}$$

We then repeat the recursive process for the brackets $[\mathbf{A}\mathbf{b}^{k-1}, \mathbf{A}\mathbf{x}^{k-1}]$, $[\mathbf{A}\mathbf{b}^{k-1}, \mathbf{A}\mathbf{x}^{k-2}\mathbf{b}]$, \dots , $[\mathbf{A}\mathbf{b}^{k-1}, \mathbf{A}\mathbf{x}\mathbf{b}^{k-2}]$ in the second iteration. After the q -th iteration for some q , the subspace $\mathcal{C}(\mathbf{A}, \mathbf{B})$ contains all the Lie brackets of the vector fields $\{\mathbf{A}\mathbf{x}^{k-1}, \mathbf{b}\}$ at the origin. Lastly, when k is even, the drift term $\mathbf{A}\mathbf{x}^{k-1}$ is a family of homogeneous polynomial fields of odd degree. Based on Theorem 1, the result follows immediately. ■

Corollary 2: Given the subspace $\mathcal{C}(\mathbf{A}, \mathbf{B}) = \cup_{q \geq 0} \mathcal{C}_q$, there exists an integer $q \leq n$ such that $\mathcal{C}(\mathbf{A}, \mathbf{B}) = \mathcal{C}_q$.

Proof: The proof follows immediately from the fact that $\mathcal{C}(\mathbf{A}, \mathbf{B})$ is a finite-dimensional vector space [38]. ■

We can treat the matrix \mathbf{C} as the controllability matrix of the multilinear system (6). When $k = 2$ and $q = n - 1$, Corollary 1 is reduced to the famous Kalman rank condition for linear systems. However, computing the controllability matrix can be computationally demanding as the number of columns of \mathbf{C} grows exponentially with k . In Algorithm 1, we offer a memory-efficient approach to obtain a reduced form of the controllability matrix, denoted by \mathbf{C}_r , by exploiting the economy-size matrix SVD. Step 2 is referred to as the 1-mode tensor unfolding (matrization) defined in [30]. Here \otimes denotes the Kronecker product, and Step 5 can be computed fast without evaluating the actual Kronecker products of \mathbf{C}_r .

Algorithm 1 Computing the reduced controllability matrix

- 1: Given a supersymmetric tensor $\mathbf{A} \in \mathbb{R}^{n \times n \times \dots \times n}$ and a control matrix $\mathbf{B} \in \mathbb{R}^{n \times m}$
 - 2: Unfold \mathbf{A} into a matrix \mathbf{A} by stacking the last $k-1$ modes, i.e., $\mathbf{A} \in \mathbb{R}^{n \times n^{k-1}}$
 - 3: Set $\mathbf{C}_r = \mathbf{B}$ and $j = 0$
 - 4: **while** $j < n$ **do**
 - 5: Compute $\mathbf{L} = \mathbf{A}(\mathbf{C}_r \otimes \mathbf{C}_r \otimes \dots \otimes \mathbf{C}_r)$
 - 6: Set $\mathbf{C}_r = [\mathbf{C}_r \ \mathbf{L}]$
 - 7: Compute the economy-size SVD of \mathbf{C}_r , and remove the zero singular values, i.e., $\mathbf{C}_r = \mathbf{U}\mathbf{S}\mathbf{V}^T$ where $\mathbf{S} \in \mathbb{R}^{s \times s}$, and s is the rank of \mathbf{C}_r
 - 8: Set $\mathbf{C}_r = \mathbf{U}$, and $j = j + 1$
 - 9: **end while**
 - 10: **return** The reduced controllability matrix \mathbf{C}_r .
-

[42]. One may also exploit the sparse tensor/matrix structure to further save the computation and memory.

Lemma 1: Suppose that $\mathbf{A} \in \mathbb{R}^{n \times n^{k-1}}$ is defined as in Algorithm 1, and $\mathbf{X} \in \mathbb{R}^{n \times m}$ is an arbitrary matrix with rank s . Then the following two matrices

$$\begin{aligned} \mathbf{P} &= \mathbf{A}(\mathbf{X} \otimes \mathbf{X} \otimes \dots \otimes \mathbf{X}) \in \mathbb{R}^{n \times m^{k-1}}, \\ \mathbf{Q} &= \mathbf{A}(\mathbf{U} \otimes \mathbf{U} \otimes \dots \otimes \mathbf{U}) \in \mathbb{R}^{n \times s^{k-1}}, \end{aligned}$$

share the same column space, where $\mathbf{U} \in \mathbb{R}^{n \times s}$ is the matrix including the first s left singular vectors of \mathbf{X} .

Proof: Without loss of generality, assume that $k = 3$. Suppose that $\mathbf{X} = \mathbf{U}\mathbf{S}\mathbf{V}^T$ with $\mathbf{U} \in \mathbb{R}^{n \times s}$. Based on the properties of the Kronecker product, one can write

$$\begin{aligned} \mathbf{P} &= \mathbf{A}[(\mathbf{U}\mathbf{S}\mathbf{V}^T) \otimes (\mathbf{U}\mathbf{S}\mathbf{V}^T)] \\ &= \mathbf{A}[(\mathbf{U} \otimes \mathbf{U})(\mathbf{S} \otimes \mathbf{S})(\mathbf{V} \otimes \mathbf{V})^T] \\ &= \mathbf{Q}[(\mathbf{S} \otimes \mathbf{S})(\mathbf{V} \otimes \mathbf{V})^T] = \mathbf{Q}\tilde{\mathbf{S}}\tilde{\mathbf{V}}^T, \end{aligned}$$

where, $\tilde{\mathbf{S}} = \mathbf{S} \otimes \mathbf{S} \in \mathbb{R}^{s^2 \times s^2}$ is a diagonal matrix and $\tilde{\mathbf{V}} = \mathbf{V} \otimes \mathbf{V} \in \mathbb{R}^{m^2 \times s^2}$ is a semi-orthogonal matrix. Thus, it follows immediately that \mathbf{P} and \mathbf{Q} share the same column space. ■

Proposition 1: The column space of the reduced controllability matrix \mathbf{C}_r is $\mathcal{C}(\mathbf{A}, \mathbf{B})$.

Proof: The result follows immediately from Lemma 1 and Corollary 2. ■

Finally, when k is odd, we cannot guarantee the controllability of the multilinear system (6) according to Theorem 1. This may be related to the fact that the roots of polynomial systems of even degree might all be complex. However, we will use the Kalman-rank-like condition in context of measuring robustness of odd uniform hypergraphs, see Section IV.

C. MCN of Special Hypergraphs

According to Corollary 1 and 2, we can discuss the controllability of even uniform hypergraphs. Similarly to [13], [14], we want to determine the MCN, denoted by n^* , whose control is sufficient for achieving controllability of the hypergraph. For example, let's consider the simplest even uniform hypergraph, i.e., the 4-uniform hypergraph with four nodes. We find that the

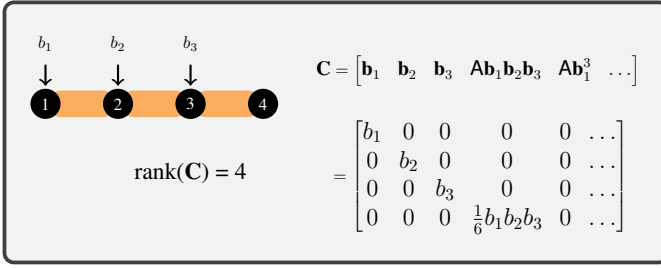


Figure 3. Controllability matrix. 4-uniform hypergraph with four nodes and a hyperedge $\{1, 2, 3, 4\}$, and its controllability matrix \mathbf{C} .

MCN of this hypergraph is three based on the Kalman-rank-like condition, see Figure 3. More significantly, we discover that the MCN of even uniform hyperchains, hypergraphs and hyperstars as well as complete even uniform hypergraphs behaves similarly to those of chains, rings, stars and complete graphs.

Proposition 2: Suppose that k is even. If \mathbf{G} is a k -uniform hyperchain with n nodes, then the MCN of \mathbf{G} is given by $n^* = k - 1$.

Proof: We first show that when the number of control inputs $m = k - 2$, \mathbf{G} is never controllable. Based on the definition of tensor vector multiplication and the special structure of the adjacency tensor, it can be shown that for any choice of the control matrix \mathbf{B} with $m = k - 2$,

$$\mathbf{A}\mathbf{b}_{j_1}\mathbf{b}_{j_2}\dots\mathbf{b}_{j_{k-1}} = \mathbf{0},$$

where, \mathbf{A} is the adjacency tensor of \mathbf{G} . This is because the set of vectors \mathbf{b}_{j_l} must contain a duplicate for one $l = 1, 2, \dots, k - 1$. Therefore, the controllability matrix \mathbf{C} has rank $k - 2$, and \mathbf{G} is not controllable. Next, we present one control strategy with $m = k - 1$.

Assume that the first $k - 1$ nodes are controlled, and \mathbf{b}_j is associated with the node j for $j = 1, 2, \dots, k - 1$. Let

$$\mathbf{b}_j = \mathbf{A}\mathbf{b}_{j-k+1}\mathbf{b}_{j-k+2}\dots\mathbf{b}_{j-1}$$

for $j = k, k + 1, \dots, n$. Similarly, it can be shown that the following matrix

$$\begin{bmatrix} \mathbf{b}_1 & \mathbf{b}_2 & \dots & \mathbf{b}_n \end{bmatrix} \in \mathbb{R}^{n \times n}$$

is upper triangular with nonzero entries along the diagonal. Hence, the controllability matrix \mathbf{C} has rank n , and the MCN of \mathbf{G} is $k - 1$. ■

Proposition 3: Suppose that k is even and $k \geq 4$. If \mathbf{G} is a k -uniform hypergraph with n nodes and $n > k + 1$, then the MCN of \mathbf{G} is given by $n^* = k - 1$.

Proof: We first note that when $n = k + 1$, \mathbf{G} is complete, see Proposition 5 below. For $n > k + 1$, the first part of the proof follows in exactly the same fashion as in Proposition 2. Moreover, due to the special structure of the adjacency tensor and the definition of tensor vector multiplication, it is straightforward to show that for $k \geq 4$, controlling the first $k - 1$ nodes will be enough to make the rank of the controllability matrix \mathbf{C} equal to n . Therefore, the MCN of \mathbf{G} is $k - 1$. ■

Proposition 4: Suppose that k is even. If \mathbf{G} is a k -uniform hyperstar with n nodes and $n > k$, then the MCN of \mathbf{G} is given by $n^* = n - 2$.

Proof: We first note that when $n = k$, \mathbf{G} is a uniform hyperchain. For $n > k$, we show that when the number of control inputs $m = n - 3$, \mathbf{G} is never controllable. Let m_{int} denote the number of control inputs selected from the set of the internal nodes. Then $m - m_{\text{int}}$ is the number of control inputs selected from the set of the leaf nodes. According to the definition of tensor vector multiplication and the special structure of the adjacency tensor, it can be shown that

Case 1: When $m_{\text{int}} = k - 1$, $\text{rank}(\mathbf{C}) = n - 2$;

Case 2: When $m_{\text{int}} = k - 2$, $\text{rank}(\mathbf{C}) = n - 1$;

Case 3: When $0 \leq m_{\text{int}} < k - 2$, $\text{rank}(\mathbf{C}) = n - 3$.

Therefore, \mathbf{G} is not controllable. However, if one adds one more input from the set of the leaf nodes in Case 2, the rank of the controllability matrix \mathbf{C} will reach n . Hence, the MCN of \mathbf{G} is $n - 2$. ■

Proposition 5: Suppose that k is even. If \mathbf{G} is a complete k -uniform hypergraph with n nodes, then the MCN of \mathbf{G} is given by $n^* = n - 1$.

Proof: We first show that when the number of control inputs $m = n - 2$, \mathbf{G} is never controllable. Without loss of generality, assume that the first $n - 2$ nodes are controlled, and \mathbf{b}_j is associated with the node j for $j = 1, 2, \dots, n - 2$. According to the definition of tensor vector multiplication and the fact that \mathbf{G} is complete, it can be shown that all the column vectors in the controllability matrix \mathbf{C} have the last two entries equal. Thus, the rank of \mathbf{C} is equal to $n - 1$, and \mathbf{G} is not controllable. However, when the first $n - 1$ nodes are controlled, the last node can be easily reached by any combination of $(k - 1)$ \mathbf{b}_j for $j = 1, 2, \dots, n - 1$ since \mathbf{G} is complete, and the controllability matrix \mathbf{C} has rank n . Therefore, the MCN of \mathbf{G} is $n - 1$. ■

Propositions 2, 4 and 5 are valid when $k = 2$ where the MCN of chains, stars and complete graphs are equal to 1, $n - 2$ and $n - 1$, respectively. Similarly to rings, the MCN of even uniform hypergraphs does not depend on n . However, Proposition 3 does not hold for $k = 2$ because the pairwise transitions between nodes would produce linearly dependent relations in the standard rings. Furthermore, we discover that the MCN of odd uniform hyperchains, hypergraphs and hyperstars as well as complete odd uniform hypergraphs, identified by the Kalman-rank-like condition, follows exactly the same patterns as stated in Proposition 2 to 5 even though the condition cannot guarantee their controllability, see Section V-B. This suggests that MCN is related to the underlying architecture of a uniform hypergraphs whether it is even or odd, and can be used to quantify some topological attributes of a uniform hypergraph.

IV. HYPERGRAPH ROBUSTNESS

Network robustness is the ability of a network to survive from random failures or deliberate attacks (e.g., removal of nodes or edges) [43], [44], [45]. It is intimately related to the underlying network structure/topology. Many measures have been proposed to quantify the robustness of a graph,

and one of the popular measures is called effective resistance [46], [47]. We propose MCN as a measure of hypergraph robustness since it can provide insights into the topology and connectivity of uniform hypergraphs (although the condition for controllability does not apply to odd uniform hypergraphs). Intuitively, if the MCN of a uniform hypergraph is high, it will take more effort/energy to control the hypergraph or steer the underlying system. For example, for complete uniform hypergraphs, removing several hyperedges hardly alters the connectivity in the networks, so controlling such networks usually requires a higher number of control nodes as shown in Proposition 5. Moreover, MCN can be used to distinguish structural changes between uniform hypergraphs based on their robustness properties.

In Section V-A and V-B, we will determine the MCN of even and odd uniform hyperchains, hyperrings and hyperstars, and their different variants in simulated datasets. As expected, the rules for selecting the minimum subset of “control nodes” of odd uniform hypergraphs associated with the MCN follow the same patterns as these of even uniform hypergraphs. More interestingly, we find that the MCN of these configurations are related to their degree distributions, and the high degree nodes are often preferred as control nodes.

A. Control Nodes Selection with MCN

In order to measure the robustness of uniform hypergraphs, we need to efficiently determine their MCN. However, finding the MCN of uniform hypergraphs using a brute-force search will be computationally demanding. We provide a heuristic approach for estimating the minimum subset of control nodes of a uniform hypergraph in which nodes are chosen based on the maximum change in the rank of the reduced controllability matrix, see Algorithm 2. Here \mathbf{C}_D denotes the reduced controllability matrix formed from the inputs in the index set D , and can be computed using Algorithm 1. If a uniform hypergraph is non-connected, we can first identify the connected components (which can be defined similarly as in graphs), and then apply the algorithm to each component. In Step 7, if multiple s^* are obtained, we can pick one randomly, or use some other conditions to break the tie, e.g., by selecting the node with the highest degree. It turns out that Algorithm 2 with high likelihood can find the MCN of a medium-sized uniform hypergraph, and it is much faster than a brute-force search, see Section V-E.

Algorithm 2 Greedy Control Nodes Selection with MCN

- 1: Given a supersymmetric tensor $\mathbf{A} \in \mathbb{R}^{n \times n \times \dots \times n}$
 - 2: Let $S = \{1, 2, \dots, n\}$ and $D = \emptyset$
 - 3: **while** $\text{rank}(\mathbf{C}_D) < n$ **do**
 - 4: **for** $s \in S \setminus D$ **do**
 - 5: Compute $\Delta(s) = \text{rank}(\mathbf{C}_{D \cup \{s\}}) - \text{rank}(\mathbf{C}_D)$ using Algorithm 1
 - 6: **end for**
 - 7: Set $s^* = \text{argmax}_{s \in S \setminus D} \Delta(s)$
 - 8: Set $D = D \cup \{s^*\}$
 - 9: **end while**
 - 10: **return** A subset of control nodes D .
-

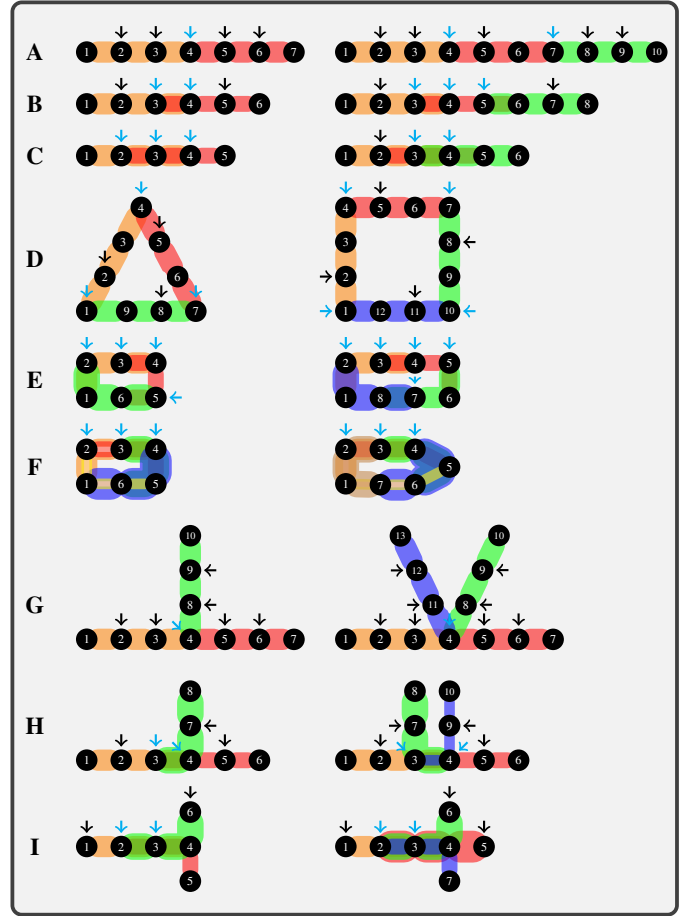


Figure 4. MCN of 4-uniform hyperchains, hyperrings and hyperstars, and their variants. (A), (B) and (C): 4-uniform 1-hyperchains, 2-hyperchains and hyperchains. (D), (E) and (F): 4-uniform 1-hyperrings, 2-hyperrings and hyperrings. (G), (H) and (I): 4-uniform 1-hyperstars, 2-hyperstars and hyperstars. The nodes with arrows are denoted as the control nodes, and the cyan arrows indicate the control nodes with highest degrees in the configurations.

V. NUMERICAL EXAMPLES

All the numerical examples presented were performed on a Linux machine with 16 GB RAM and a 2.0 GHz Quad-Core Intel Core i5 processor in MATLAB R2020a.

A. Even Uniform Hypergraphs

Recall that in k -uniform hyperchains, hyperrings and hyperstars, every hyperedge has exactly $k - 1$ overlapping nodes. However, for $k \geq 3$, one can relax this requirement allowing number of overlapping nodes between hyperedges to vary, and obtain variants of the three configurations. We consider the case where every intersection between hyperedges contains r nodes for $0 < r < k - 1$, and denote these variants by r -hyperchains, r -hyperrings and r -hyperstars. Note that k -uniform hyperchains, hyperrings and hyperstars are the cases where $r = k - 1$. Uniform hyperchains, hyperrings and hyperstars, and their different variants have many applications in real life. For example, we can use them to model complex networks such as computer networks, supply chains and organizational hierarchy. Understanding the control mechanisms of these

Table I

MCN OF THE VARIANTS OF 4- AND 3-UNIFORM HYPERCHAINS, HYPERRINGS AND HYPERSTARS BASED ON OUR OBSERVATIONS. NOTE THAT 3-UNIFORM 2-HYPERCHAINS, 2-HYPERRINGS AND 2-HYPERSTARS ARE THE 3-UNIFORM HYPERCHAINS, HYPERRINGS AND HYPERSTARS.

Configuration	$n_{4\text{-unif}}^*$	$n_{3\text{-unif}}^*$
1-Hyperchain	$\frac{2n+1}{3}$	$\frac{n+1}{2}$
1-Hyperring	$\frac{2n}{3}$	$\frac{n}{2}$
1-Hyperstar	$\frac{2n+1}{3}$	$\frac{n+1}{2}$
2-Hyperchain	$\frac{n+2}{2}$	2
2-Hyperring	$\frac{n+2}{2}$	2
2-Hyperstar	$\frac{n+2}{2}$	$n-2$

configurations will be greatly beneficial for achieving network security, efficient communications and energy savings.

In this example, we determine the MCN of 4-uniform hyperchains, hyperrings and hyperstars, and their variants. The results are shown in Figure 4. We only present the most representative minimum subset of control nodes for each configuration. First, the MCN of 4-uniform hyperchains, hyperrings and hyperstars is consistent with the results stated in Proposition 2 to 4. Controlling 4-uniform hyperchains and hyperrings only requires control of three nodes, and controlling 4-uniform hyperstars requires control of $n-2$ nodes, see Figure 4 C, F and I. Moreover, we discover that the MCN of these configurations is related to their degree distributions. Intuitively, controlling the high degree nodes is the easiest and most natural way for achieving hypergraph control. In particular, all the hypergraph configurations in Figure 4 contain at least one control node with the highest degree in the corresponding degree distributions. For 4-uniform 1-hyperchains, 1-hyperrings and 1-hyperstars, in which there is one common node between hyperedges, the MCN can be achieved when all the 2-degree nodes are controlled with each hyperedge having three control nodes, see Figure 4 A, D and G. Furthermore, the control strategies for 4-uniform 2-hyperchains, 2-hyperrings and 2-hyperstars, in which there are two common nodes between hyperedges, are more like some combinations of the previous two, which also require controlling nodes with the highest degree, see Figure 4 B, E and H. However, it is possible that low degree nodes can accomplish the same goal. For example, the minimum subset of control nodes $\{1, 2, 3, 5, 6, 8, 9\}$ can also achieve the full control of the 1-hyperchain with ten nodes.

We summarize the MCN of 4-uniform 1-, 2-hyperchains, 1-,2-hyperrings and 1-,2-hyperstars with n nodes in Table I (column $n_{4\text{-unif}}^*$) based on our observations (i.e., they are not proved). Interestingly, for cases of 2-hyperchains, 2-hyperings and 2-hyperstars, we find that the MCN is $\frac{n+2}{2}$. Whether this results hold in general needs to be further investigated. Moreover, one may easily obtain the MCN of some hybrids of uniform hyperchains, hyperrings and hyperstars, and their variants according to the control strategies discussed above.

B. Odd Uniform Hypergraphs

The goal of this example is to determine the MCN of 3-uniform hyperchains, hyperrings and hyperstars, and their variants using the Kalman-rank-like condition even though the

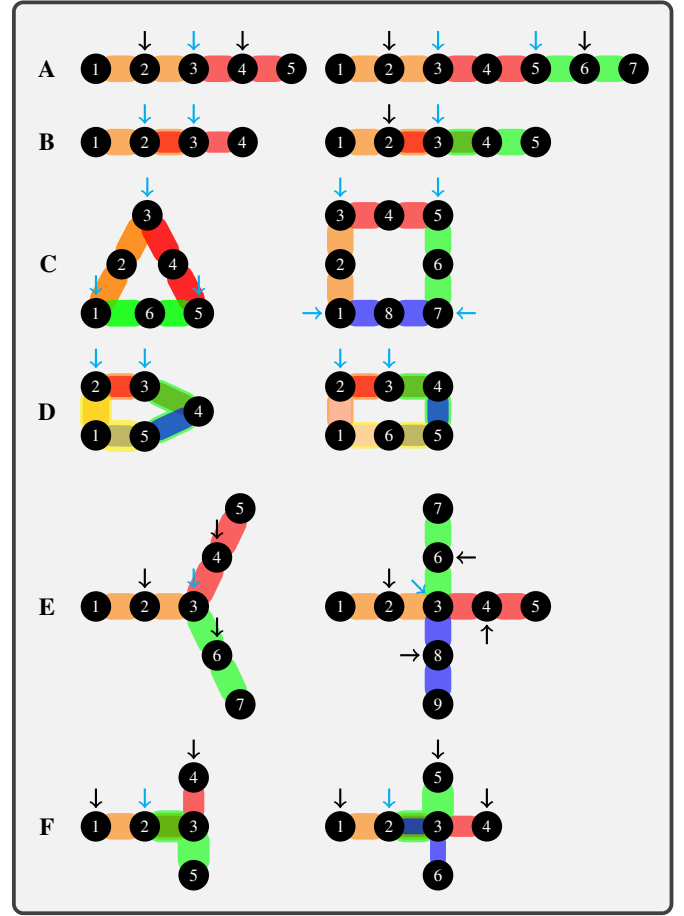


Figure 5. MCN of 3-uniform hyperchains, hyperrings and hyperstars, and their variants. (A) and (B): 3-uniform 1-hyperchains and hyperchains. (C) and (D): 3-uniform 1-hyperrings and hyperrings. (E) and (F): 3-uniform 1-hyperstars and hyperstars. The nodes with arrows are denoted as the control nodes, and the cyan arrows indicate the control nodes with the highest degrees in the configurations.

condition is not applicable for these configurations in terms of controllability. The results are shown in Figure 5. The rules for selecting the minimum subset of “control nodes” of 3-uniform hyperchains, hyperrings and hyperstars, and their variants follow the same patterns as these discussed in Section V-A. The MCN of 3-uniform hyperchains, hyperrings and hyperstars are matched with the results stated in Proposition 2 to 4 despite k being odd, see Figure 5 B, D and F. Moreover, for 3-uniform 1-hyperchains, 1-hyperrings and 1-hyperstars, in which there is one common node between hyperedges, the MCN can be achieved when all the 2-degree nodes are “controlled” with each hyperedge having two “control nodes”, see Figure 5 A, C and E. Similarly, we can conclude that the MCN of these configurations are related to their degree distributions. We summarize the MCN of 3-uniform hyperchains, hyperrings and hyperstars, and their variants with n nodes in Table I (column $n_{3\text{-unif}}^*$) based on our observations. Again, we want to remark that although the “control nodes” of 3-uniform hypergraphs may not have physical interpretations in terms of controllability, the MCN can be used to measure hypergraph robustness and detect structural changes, as shown

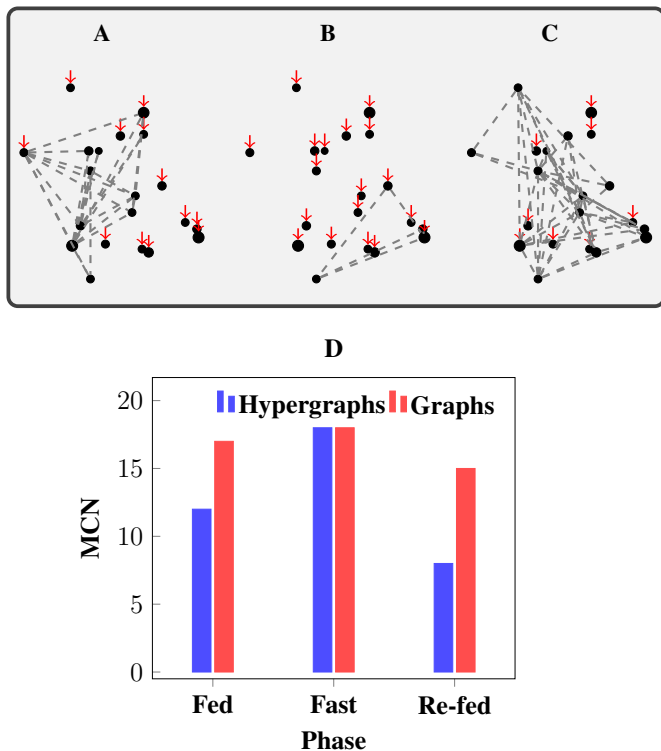


Figure 6. Mouse neuron endomicroscopy features. (A), (B) and (C) Neuronal activity networks of the three phases - fed, fast and re-fed, which depicts the spatial location and size of individual cells. Each 2-simplex (i.e., a triangle) represents a hyperedge, and red arrows indicate those control nodes. (D) MCN for the neuronal activity networks modelled by 3-uniform hypergraphs and standard graphs. The multi-correlation cutoff threshold is 0.95, while the correlation cutoff threshold is 0.85.

in the following example.

C. Mouse Neuron Endomicroscopy

The mouse endomicroscopy dataset is an imaging video created under 10-minute periods of feeding, fasting and re-feeding using fluorescence across space and time in a mouse hypothalamus [8], [48]. Twenty neurons are recorded with individual levels of “firing”. Similar to [8], we want to quantitatively differentiate the three phases using 3-uniform hypergraphs with MCN. First, we compute the multi-correlation among every three neurons, which is defined by

$$\rho = (1 - \det(\mathbf{R}))^{\frac{1}{2}}, \quad (10)$$

where, $\mathbf{R} \in \mathbb{R}^{3 \times 3}$ is the correlation matrix of three neuron activity levels [49]. When the multi-correlation ρ is greater than a prescribed threshold, we build hyperedges among the three neurons.

The results are shown in Figure 6, in which (A), (B) and (C) are network diagrams modelled by 3-uniform hypergraphs for a representative mouse depicting the spatial location and size of individual cells (every 2-simplex is a hyperedge). In Figure 6 D, the hypergraph MCN (blue) can successfully differentiate the three phases under different food treatments. In particular, the fasting phase requires more neurons to be “controlled” due to fewer connections, while in the re-fed

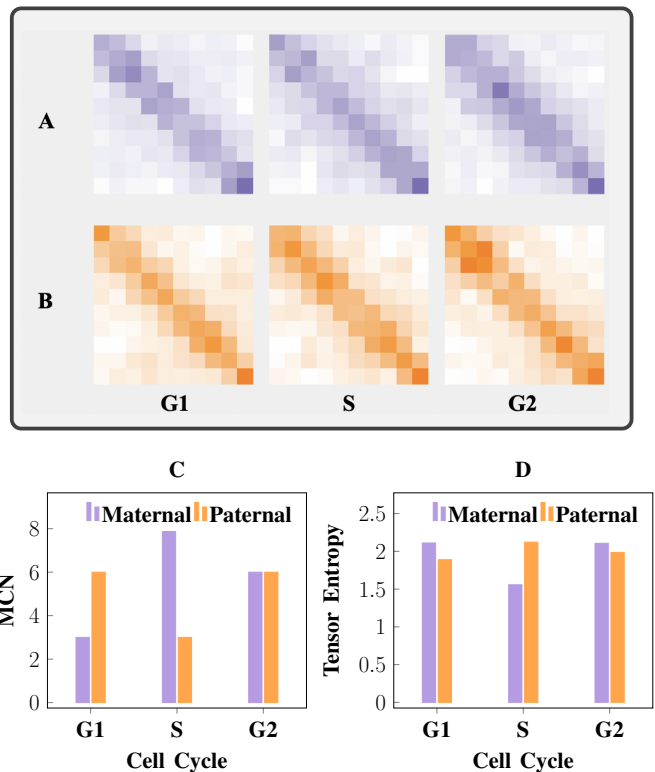


Figure 7. Allele-specific Hi-C features. (A) and (B) Hi-C maps of a local region surrounding the imprinted genes *SNRPN* and *SNURF* from the maternal and paternal Chromosome 15, respectively, through the cell cycle phases G1, S and G2. The darker the color, the more interactions between two loci. (C) MCN of the 4-uniform hypergraphs, recovered from Hi-C measurements with multi-correlation cutoff threshold 0.99, through the cell cycle phases G1, S and G2. (D) Tensor entropies of the 4-uniform hypergraphs described in (C).

phase, the MCN is significantly reduced because of an outburst of neuron interactions. On the other hand, the MCN (red) computed from the graph model does not obviously capture the changes in neuronal activity. In addition, the cutoff threshold (0.85) is much lower than that (0.95) in the hypergraph model (the threshold 0.95 in the graph model would not produce any connection). This supports the fact that more than two neurons synchronize, or “co-fire”, in the mouse hypothalamus, and the interactions can be more accurately captured by hypergraphs.

D. Allele-Specific Chromosomal Conformation Capture

Studies have revealed that there is significant coordination between allelic gene expression biases and local genome architectural changes [50]. The unbiased genome-wide technology of chromosome conformation capture (Hi-C) has been used to capture the architecture of the genome through the cell cycle [6], [7], [51]. The notion of transcription factories supports the existence of simultaneous interactions involving multiple genomic loci [52], implying that the human genome configuration can be represented by a hypergraph [8]. In the example, we are given Hi-C data for a small region of chromosome 15 (100 kb bin resolution) which contains two imprinted genes (*SNRPN* and *SNURF*). Imprinted genes are known to only express from one allele, so we want to explore any corresponding differences in local genome architecture

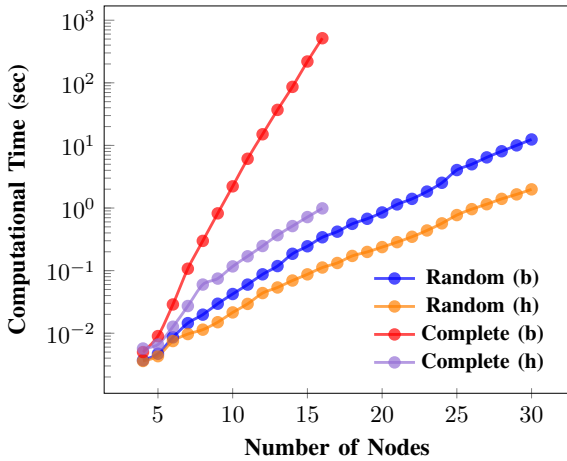


Figure 8. Computational time comparisons in determining MCN. In the legend, the letter b stands for the brute-force search, while the letter h stands for the heuristic approach. Since the computational time using a brute-force search in determining the MCN of the complete uniform hypergraphs grows very fast, we only compute them up to sixteen nodes for comparison. For the purpose of accuracy, we ran each algorithm five times and took the average of the computational times.

[53]. Here we use 4-uniform hypergraphs to partially recover the 3D configuration of the genome according to the multi-correlation (10) from the Hi-C matrices.

The results are shown in Figure 7. Clearly, it is hard to tell the difference between the maternal and paternal genome architectures directly from the Hi-C maps, see Figure 7 A and B. However, after converting to hypergraphs, we can easily detect the structural discrepancy using the notion of MCN in the cell cycle phases G1 and S, see Figure 7 C. Although the MCN are equal between the maternal and paternal networks in the cell cycle phase G2, the maximum possible choices of minimum subsets of control nodes are different (one is twenty four, and one is thirty three). This indicates that there are some architectural similarities between the maternal and paternal architectures in G2 compared to the previous two phases. Furthermore, we corroborate our results by using the notion of tensor entropy. Tensor entropy is a spectral measure, which can decipher topological attributes of uniform hypergraphs [8]. In particular, the two results of tensor entropy and MCN are consistent, in the sense that the largest gap of tensor entropy between the maternal and paternal architectures occurs in S, and the smallest gap occurs in G2, see Figure 7 D. Biologically, in S phase, DNA replication of the genomes may lead to a large structural dissimilarity between the maternal and paternal architectures, while in the G2 phase, both genomes prepare for mitosis which may result in a small structural discrepancy. Moreover, we believe that the control loci (nodes) can play a significant role in cellular reprogramming, a process that introduces proteins called transcription factors as a control mechanism for transforming one cell type into another.

E. MCN Computation Comparison

In this example, we compare the computational efficiency of the heuristic approach described in Algorithm 2 and brute-force search in finding the MCN of random 4-uniform hyper-

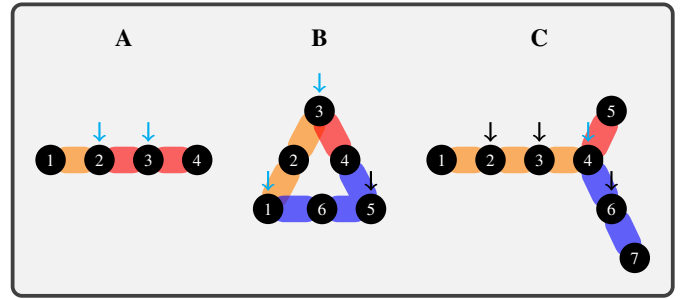


Figure 9. Controllability of non-uniform hypergraphs with MCN. (A) Non-uniform hyperchain with $e_1 = \{1, 2\}$ and $e_2 = \{2, 3, 4\}$. (B) Non-uniform hyperherring with $e_1 = \{1, 2, 3\}$, $e_2 = \{3, 4\}$ and $e_3 = \{4, 5, 6, 1\}$. (C) Non-uniform hyperstar with $e_1 = \{1, 2, 3, 4\}$, $e_2 = \{4, 5\}$ and $e_3 = \{4, 6, 7\}$. Nodes with arrows from the top are the control nodes, and the cyan arrows indicate the control nodes with the highest degrees in the configurations.

graphs (with hyperedge density 50%) and complete 4-uniform hypergraphs. The results are shown in Figure 8. Evidently, Algorithm 2 is more time-efficient than a brute-force search as the number of nodes becomes larger in both the configurations. In particular, when a uniform hypergraph is complete (or nearly complete), the heuristic exhibits a huge time advantage. More significantly, it produces exactly the same MCN as a brute-force search in these simulations.

VI. DISCUSSION

The first four numerical examples reported here highlight that the tensor-based multilinear system (6) can characterize the multidimensional interactions in uniform hypergraphs. The MCN of uniform hyperchains, hyperherring and hyperstars, and their variants are related to their degree distributions. It is also a good indicator of uniform hypergraph robustness. However, more theoretical and numerical investigations are required to evaluate the controllability of more general uniform hypergraphs, and its relation to the hypergraph topology. Moreover, in practice, hypergraphs like co-authorship networks and protein-protein interaction networks are very large, so computing the reduced controllability matrix and its corresponding MCN is still challenging. Tensor decomposition and a “maximum matching” type approach need to be considered in order to facilitate efficient computations [30], [54], [55].

Instead of looking at uniform hypergraphs, can we think of controllability of more general hypergraphs where each hyperedge contains an arbitrary amount of nodes? The main idea is to make non-uniform hypergraphs uniform, which can then be represented by tensors. In the following, we adopt the definition of generalized adjacency tensors of non-uniform hypergraphs from [32].

Definition 8: Let $\mathbf{G} = \{\mathbf{V}, \mathbf{E}\}$ be a hypergraph with n nodes, and k be the maximum cardinality of the hyperedges. The adjacency tensor $\mathbf{A} \in \mathbb{R}^{n \times n \times \dots \times n}$ of \mathbf{G} , which is a k -th order n -dimensional supersymmetric tensor, is defined as

$$\mathbf{A}_{j_1 j_2 \dots j_k} = \begin{cases} \frac{s}{\alpha} & \text{if } (i_1, i_2, \dots, i_s) \in \mathbf{E} \\ 0, & \text{otherwise} \end{cases}, \quad (11)$$

where, $j_l \in \{i_1, i_2, \dots, i_s\}$ with at least once for each element of the set for $l = 1, 2, \dots, k$, and

$$\alpha = \sum_{k_1+k_2+\dots+k_s=k} \frac{k!}{\prod_{l=1}^s k_l!}.$$

When \mathbf{G} is uniform, the above definition is reduced to Definition 1. Once we have the adjacency tensor of a hypergraph, we can discuss the controllability of the hypergraph when k is even using the techniques developed in Section III-B. For curiosity, we build several non-uniform hypergraphs and determine their MCN. The results are shown in Figure 9. Intriguingly, the control strategies for non-uniform hyperchains, hyperrings and hyperstars with one overlapping nodes between hyperedges are similar to those discussed in Section V-A. High degree nodes are preferred to be controlled with each hyperedge containing $s - 1$ control nodes where s is the cardinality of the hyperedge (there is one exception in the hyperring configuration).

Furthermore, one may consider weights and directions for hypergraphs. Weighted hypergraphs can be readily accomplished by replacing $\frac{1}{(k-1)!}$ with $\mathbf{W}_{j_1 j_2 \dots j_k}$ for some supersymmetric weight tensors \mathbf{W} in (5). Banerjee *et al.* [56] also defined adjacency tensors for *directed hypergraphs*, so it will be interesting to establish the controllability of directed hypergraphs.

VII. CONCLUSION

In this paper, we proposed a new notion of controllability for uniform hypergraphs based on tensor algebra and polynomial control theory. We represented the dynamics of uniform hypergraphs by a tensor product based multilinear system, and derived a Kalman-rank-like condition to determine the controllability of even uniform hypergraphs. We established theoretical results on the MCN of even uniform hyperchains, hyperrings and hyperstars as well as complete even uniform hypergraphs. We proposed MCN as a measure of hypergraph robustness, and found that it is related to the hypergraph degree distribution. We also presented a heuristic to obtain the MCN efficiently. Additionally, we applied the notion of MCN to the real world biological networks to quantify structural differences, and achieved outstanding performances. Finally, we discussed the controllability of general hypergraphs. As mentioned in Section VI, a “maximum matching” type approach is needed in order to find the MCN of large undirected/directed hypergraphs in a scalable fashion. On the other hand, more work is required to fully understand the control properties of the tensor-based multilinear system (6). For example, it will be useful to realize the potential of tensor algebra based computations for controllability Gramians and Lyapunov equations. In addition, it will be worthwhile to develop theoretical and computational frameworks for observer and feedback control design, and apply them to the dynamics of hypergraphs.

ACKNOWLEDGMENTS

We thank Dr. Frederick Leve at the Air Force Office of Scientific Research (AFOSR) for support and encouragement. We also acknowledge support from the NSF and DARPA/ITO.

REFERENCES

- [1] S. H. Strogatz, “Exploring complex networks,” *Nature*, vol. 410, no. 6825, pp. 268–276, 2001. [Online]. Available: <https://www.nature.com/articles/35065725>
- [2] L. A. N. Amaral, A. Scala, M. Barthélemy, and H. E. Stanley, “Classes of small-world networks,” *Proceedings of the National Academy of Sciences*, vol. 97, no. 21, pp. 11 149–11 152, 2000. [Online]. Available: <https://www.pnas.org/content/97/21/11149>
- [3] A. Barabasi and E. Bonabeau, “Scale-free networks,” *Scientific American*, vol. 288, 2003. [Online]. Available: <http://dx.doi.org/10.1038/scientificamerican0503-60>
- [4] J. Kleinberg, “Navigation in a small world,” *Nature*, vol. 406, 2000. [Online]. Available: <https://www.nature.com/articles/35022643>
- [5] D. Watts and S. Strogatz, “Collective dynamics of “small-world” networks,” *Nature*, vol. 393, 1998. [Online]. Available: <https://www.nature.com/articles/30918>
- [6] I. Rajapakse and M. Groudine, “On emerging nuclear order,” *The Journal of Cell Biology*, vol. 192, no. 5, pp. 711–721, 2011. [Online]. Available: <http://jcb.rupress.org/content/192/5/711>
- [7] T. Ried and I. Rajapakse, “The 4d nucleome,” *Methods*, vol. 123, pp. 1–2, 2017, the 4D Nucleome. [Online]. Available: <http://www.sciencedirect.com/science/article/pii/S1046202317302220>
- [8] C. Chen and I. Rajapakse, “Tensor entropy for uniform hypergraphs,” *IEEE Transactions on Network Science and Engineering*, 2020. [Online]. Available: <https://ieeexplore.ieee.org/document/9119161>
- [9] Ching-Tai Lin, “Structural controllability,” *IEEE Transactions on Automatic Control*, vol. 19, no. 3, pp. 201–208, 1974. [Online]. Available: <https://ieeexplore.ieee.org/document/1100557>
- [10] M. Mesbahi, “On a dynamic extension of the theory of graphs,” in *Proceedings of the 2002 American Control Conference (IEEE Cat. No.CH37301)*, vol. 2, 2002, pp. 1234–1239. [Online]. Available: <https://ieeexplore.ieee.org/document/1023188>
- [11] H. G. Tanner, “On the controllability of nearest neighbor interconnections,” in *2004 43rd IEEE Conference on Decision and Control (CDC)(IEEE Cat. No. 04CH37601)*, vol. 3. IEEE, 2004, pp. 2467–2472. [Online]. Available: <https://ieeexplore.ieee.org/document/1428782>
- [12] I. Rajapakse, M. Groudine, and M. Mesbahi, “Dynamics and control of state-dependent networks for probing genomic organization,” *Proceedings of the National Academy of Sciences*, vol. 108, no. 42, pp. 17 257–17 262, 2011. [Online]. Available: <https://www.pnas.org/content/108/42/17257>
- [13] Y. Liu, J. Slotine, and A. Barabasi, “Controllability of complex networks,” *Nature*, vol. 473, 2011. [Online]. Available: <https://www.nature.com/articles/nature10011>
- [14] Z. Yuan, C. Zhao, and Z. Di, “Exact controllability of complex networks,” *Nature Communication*, vol. 4, 2013. [Online]. Available: <https://www.nature.com/articles/ncomms3447>
- [15] A. J. Gates and L. M. Rocha, “Control of complex networks requires both structure and dynamics,” *Scientific reports*, vol. 6, no. 1, pp. 1–11, 2016. [Online]. Available: <https://www.nature.com/articles/srep24456>
- [16] J. G. T. Zañudo, G. Yang, and R. Albert, “Structure-based control of complex networks with nonlinear dynamics,” *Proceedings of the National Academy of Sciences*, vol. 114, no. 28, pp. 7234–7239, 2017. [Online]. Available: <https://www.pnas.org/content/114/28/7234>
- [17] A. Rahmani, M. Ji, M. Mesbahi, and M. Egerstedt, “Controllability of multi-agent systems from a graph-theoretic perspective,” *SIAM Journal on Control and Optimization*, vol. 48, no. 1, pp. 162–186, 2009. [Online]. Available: <https://epubs.siam.org/doi/abs/10.1137/060674909>
- [18] A. Rahmani and M. Mesbahi, “On the controlled agreement problem,” in *2006 American Control Conference*. IEEE, 2006. [Online]. Available: <https://ieeexplore.ieee.org/document/1656409>
- [19] Y.-Y. Liu and A.-L. Barabási, “Control principles of complex systems,” *Rev. Mod. Phys.*, vol. 88, p. 035006, Sep 2016. [Online]. Available: <https://link.aps.org/doi/10.1103/RevModPhys.88.035006>
- [20] J. C. Nacher, M. Ishitsuka, S. Miyazaki, and T. Akutsu, “Finding and analysing the minimum set of driver nodes required to control multilayer networks,” *Scientific reports*, vol. 9, no. 1, pp. 1–12, 2019. [Online]. Available: <https://www.nature.com/articles/s41598-018-37046-z>
- [21] Z. Yuan, C. Zhao, W.-X. Wang, Z. Di, and Y.-C. Lai, “Exact controllability of multiplex networks,” *New Journal of Physics*, vol. 16, no. 10, p. 103036, 2014. [Online]. Available: <https://iopscience.iop.org/article/10.1088/1367-2630/16/10/103036>
- [22] M. M. Wolf, A. M. Klinvex, and D. M. Dunlavy, “Advantages to modeling relational data using hypergraphs versus graphs,” in *2016 IEEE High Performance Extreme Computing Conference (HPEC)*, Sep.

- 2016, pp. 1–7. [Online]. Available: <https://ieeexplore.ieee.org/document/7761624>
- [23] C. Berge, *Hypergraphs, Combinatorics of Finite Sets, Third Edition*. North-Holland, Amsterdam, 1989.
- [24] F. R. K. Chung, P. Erdős, and R. L. Graham, “Minimal decompositions of hypergraphs into mutually isomorphic subhypergraphs.” *J. Comb. Theory, Ser. A*, vol. 32, no. 2, pp. 241–251, 1982. [Online]. Available: <https://www.sciencedirect.com/science/article/pii/0097316582900231>
- [25] M. Newman, *Networks: An Introduction*. OUP Oxford, 2010. [Online]. Available: <https://books.google.com/books?id=q7HVtpYVfC0C>
- [26] C. Chen, A. Surana, A. Bloch, and I. Rajapakse, “Data-driven model reduction for multilinear control systems via tensor trains,” *arXiv preprint*. [Online]. Available: <https://arxiv.org/abs/1912.03569>
- [27] M. Rogers, L. Li, and S. J. Russell, “Multilinear dynamical systems for tensor time series,” in *Advances in Neural Information Processing Systems 26*. Curran Associates, Inc., 2013, pp. 2634–2642. [Online]. Available: <http://papers.nips.cc/paper/5117-multilinear-dynamical-systems-for-tensor-time-series.pdf>
- [28] A. Surana, G. Patterson, and I. Rajapakse, “Dynamic tensor time series modeling and analysis,” in *2016 IEEE 55th Conference on Decision and Control (CDC)*, Dec 2016, pp. 1637–1642. [Online]. Available: <https://ieeexplore.ieee.org/document/7798500>
- [29] C. Chen, A. Surana, A. Bloch, and I. Rajapakse, “Multilinear time invariant system theory,” in *2019 Proceedings of the SIAM Conference on Control and its Applications*, pp. 118–125. [Online]. Available: <https://epubs.siam.org/doi/abs/10.1137/1.9781611975758.18>
- [30] T. G. Kolda and B. Bader, “Tensor decompositions and applications,” *SIAM Review*, vol. 51, no. 3, pp. 455–500, 2009. [Online]. Available: <https://doi.org/10.1137/07070111X>
- [31] T. G. Kolda, “Multilinear operators for higher-order decompositions,” *Tech. Rep. No. SAND2006-2081*, 2006. [Online]. Available: <https://www.osti.gov/biblio/923081-u0xXJa/>
- [32] A. Banerjee, A. Char, and B. Mondal, “Spectra of general hypergraphs,” *Linear Algebra and its Applications*, vol. 518, pp. 14–30, 2017. [Online]. Available: <http://www.sciencedirect.com/science/article/pii/S0024379516306115>
- [33] J. Cooper and A. Dute, “Spectra of uniform hypergraphs,” *Linear Algebra and its Applications*, vol. 436, no. 9, pp. 3268–3292, 2012. [Online]. Available: <http://www.sciencedirect.com/science/article/pii/S0024379511007610>
- [34] S. Hu and L. Qi, “The eigenvectors associated with the zero eigenvalues of the laplacian and signless laplacian tensors of a uniform hypergraph,” *Discrete Applied Mathematics*, vol. 169, pp. 140–151, 2014. [Online]. Available: <http://www.sciencedirect.com/science/article/pii/S0166218X14000031>
- [35] L. Qi, “ H^+ -eigenvalues of laplacian and signless laplacian tensors,” *Communications in Mathematical Sciences*, vol. 12, no. 6, pp. 1045–1064, 2014. [Online]. Available: <https://dx.doi.org/10.4310/CMS.2014.v12.n6.a3>
- [36] K. Fajarewicz, M. Kimmel, and A. Swierniak, “On fitting of mathematical models of cell signaling pathways using adjoint systems,” *Mathematical Biosciences & Engineering*, vol. 2, no. 3, p. 527–534, 2005. [Online]. Available: <https://europepmc.org/article/med/20369938>
- [37] T. Carletti, D. Fanelli, and S. Nicoletti, “Dynamical systems on hypergraphs,” *Journal of Physics: Complexity*, vol. 1, no. 3, 2020. [Online]. Available: <https://iopscience.iop.org/article/10.1088/2632-072X/aba8e1>
- [38] V. Jurdjevic and I. Kupka, “Polynomial control systems,” *Math. Ann.*, vol. 272, pp. 361–368, 1985. [Online]. Available: <https://doi.org/10.1007/BF01455564>
- [39] P. Brunovsky, “Local controllability of odd systems,” *Banach Center Publications*, vol. 1, pp. 39–458, 1976. [Online]. Available: <http://eudml.org/doc/208561>
- [40] J. Baillieul, “Controllability and observability of polynomial dynamical systems,” *Nonlinear Analysis: Theory, Methods & Applications*, vol. 5, no. 5, pp. 543–552, 1981. [Online]. Available: <http://www.sciencedirect.com/science/article/pii/0362546X81901024>
- [41] N. Samardzija, “Controllability, pole placement, and stabilizability for homogenous polynomial systems,” *IEEE Transactions on Automatic Control*, vol. 29, no. 11, pp. 1042–1045, 1984. [Online]. Available: <https://ieeexplore.ieee.org/document/1103422>
- [42] M. Kredler, “Fast kronecker matrix multiplication,” 2015. [Online]. Available: <https://www.mathworks.com/matlabcentral/fileexchange/53382-fast-kronecker-matrix-multiplication>
- [43] A.-L. Barabási and J. Frangos, *Linked: The new science of networks*. American Association of Physics Teachers, 2003.
- [44] D. S. Callaway, M. E. Newman, S. H. Strogatz, and D. J. Watts, “Network robustness and fragility: Percolation on random graphs,” *Physical review letters*, vol. 85, no. 25, pp. 5468–5471, 2000. [Online]. Available: <https://journals.aps.org/prl/abstract/10.1103/PhysRevLett.85.5468>
- [45] W. Abbas and M. Egerstedt, “Robust graph topologies for networked systems,” *IFAC Proceedings Volumes*, vol. 45, no. 26, pp. 85–90, 2012. [Online]. Available: <https://www.sciencedirect.com/science/article/pii/S147466701534814X>
- [46] D. A. Spielman and N. Srivastava, “Graph sparsification by effective resistances,” *SIAM Journal on Computing*, vol. 40, no. 6, pp. 1913–1926, 2011. [Online]. Available: <https://epubs.siam.org/doi/10.1137/080734029>
- [47] W. Ellens, F. Spieksma, P. V. Mieghem, A. Jamakovic, and R. Kooij, “Effective graph resistance,” *Linear Algebra and its Applications*, vol. 435, no. 10, pp. 2491–2506, 2011, special Issue in Honor of Dragos Cveticovic. [Online]. Available: <http://www.sciencedirect.com/science/article/pii/S0024379511001443>
- [48] P. Sweeney, C. Chen, R. D. Cone, and I. Rajapakse, “Network dynamics of hypothalamic feeding neurons,” *submitted*, 2020.
- [49] J. Wang and N. Zheng, “Measures of correlation for multiple variables,” *arXiv preprint*, 2014. [Online]. Available: <https://arxiv.org/abs/1401.4827>
- [50] S. Lindsly, W. Jia, H. Chen, S. Liu, S. Ronquist, C. Chen, X. Wen, G. Dotson, G. Omenn, S. C. Li *et al.*, “Functional organization of the maternal and paternal human 4d nucleome,” *bioRxiv*, 2020. [Online]. Available: <https://www.biorxiv.org/content/10.1101/2020.03.15.992164v6>
- [51] L. H. Hartwell and T. A. Weinert, “Checkpoints: controls that ensure the order of cell cycle events,” *Science*, vol. 246, no. 4930, pp. 629–634, 1989. [Online]. Available: <https://science.sciencemag.org/content/246/4930/629.abstract>
- [52] P. R. Cook and D. Marenduzzo, “Transcription-driven genome organization: a model for chromosome structure and the regulation of gene expression tested through simulations,” *Nucleic acids research*, vol. 46, no. 19, pp. 9895–9906, 2018. [Online]. Available: <https://academic.oup.com/nar/article/46/19/9895/5099447>
- [53] W. Reik and J. Walter, “Genomic imprinting: parental influence on the genome,” *Nature Reviews Genetics*, vol. 2, no. 1, p. 21, 2001. [Online]. Available: <https://www.nature.com/articles/35047554>
- [54] J. E. Hopcroft and R. M. Karp, “An $n^5/2$ algorithm for maximum matchings in bipartite graphs,” *SIAM Journal on computing*, vol. 2, no. 4, pp. 225–231, 1973. [Online]. Available: <https://epubs.siam.org/doi/abs/10.1137/0202019?ua=hm&mobileUi=0>
- [55] B. W. Bader and T. G. Kolda, “Algorithm 862: MATLAB tensor classes for fast algorithm prototyping,” *ACM Transactions on Mathematical Software*, vol. 32, no. 4, pp. 635–653, December 2006. [Online]. Available: <https://dl.acm.org/doi/10.1145/1186785.1186794>
- [56] A. Banerjee and A. Char, “On the spectrum of directed uniform and non-uniform hypergraphs,” *arXiv preprint*, 2017. [Online]. Available: <https://arxiv.org/abs/1710.06367>