

Constant-Time Snapshots with Applications to Concurrent Data Structures

Yuanhao Wei
yuanhao1@cs.cmu.edu
Carnegie Mellon University
Pittsburgh, PA, USA

Naama Ben-David
bendavidn@vmware.com
VMware Research
Palo Alto, PA, USA

Guy E. Blelloch
guyb@cs.cmu.edu
Carnegie Mellon University
Pittsburgh, PA, USA

Panagiota Fatourou
faturu@csd.uoc.gr
FORTH ICS and University of Crete
Greece

Eric Ruppert
ruppert@cse.yorku.ca
York University
Toronto, ON, Canada

Yihan Sun
yihans@cs.ucr.edu
University of California, Riverside
Riverside, CA, USA

Abstract

We present an approach for efficiently taking snapshots of the state of a collection of CAS objects. Taking a snapshot allows later operations to read the value that each CAS object had at the time the snapshot was taken. Taking a snapshot requires a constant number of steps and returns a handle to the snapshot. Reading a snapshotted value of an individual CAS object using this handle is wait-free, taking time proportional to the number of successful CASes on the object since the snapshot was taken. Our fast, flexible snapshots yield simple, efficient implementations of atomic multi-point queries on concurrent data structures built from CAS objects. For example, in a search tree where child pointers are updated using CAS, once a snapshot is taken, one can atomically search for ranges of keys, find the first key that matches some criteria, or check if a collection of keys are all present, simply by running a standard sequential algorithm on a snapshot of the tree.

To evaluate the performance of our approach, we apply it to two search trees, one balanced and one not. Experiments show that the overhead of supporting snapshots is low across a variety of workloads. Moreover, in almost all cases, range queries on the trees built from our snapshots perform as well as or better than state-of-the-art concurrent data structures that support atomic range queries.

1 Introduction

The widespread use of multiprocessor machines for large-scale computations has underscored the importance of efficient concurrent data structures. Unsurprisingly, there has been significant work in recent years on designing practical lock-free and wait-free data structures to meet this demand and guarantee system-wide progress. Many applications that use concurrent data structures require querying large portions or multiple parts of the data structure. For example, one may want to filter all elements by a certain property, perform range queries, or simultaneously query multiple locations. However, such “multi-point” queries have been notoriously hard to implement efficiently. Although it is easy

to support multi-point queries by locking large or multiple parts of the data structure, this approach lacks parallelism. Some concurrent data structures resort to multi-point queries that provide no guarantee of atomicity [3, 45]. Other efforts have implemented specific queries (e.g., range queries, iterators) [5, 7, 17, 20, 29, 30, 49].

A general way to support efficient multi-point queries is to provide the ability to take a *snapshot* of the data structure. Conceptually, a snapshot saves a read-only version of the state of the data structure at a single point in time [4, 6, 9, 12, 15, 25, 27, 28, 31, 32, 39, 41, 48]. Multi-point queries can be performed by taking a snapshot and reading the necessary parts of that version to answer the query, while updates run concurrently. Snapshots are also used in database systems for multiversioning and recovery [13, 21, 44, 47, 50, 53, 59], and in persistent sequential data structures [23, 24, 55]. However, known approaches for taking snapshots either limit the programming model (e.g. purely functional [12, 22]), use locks with no progress guarantees [13, 41, 44]), or are lock- or wait-free but have large running times [4, 15, 28, 31, 39].

We present an efficient algorithm to take snapshots of the state of a collection of compare&swap (CAS) objects¹. Our interface is based on creating a *camera* object that has a collection of associated *versioned CAS objects*, which support read and CAS instructions like normal CAS objects. The camera object supports a single operation `takeSnapshot` that takes a snapshot of the values stored in all the associated versioned CAS objects, returning a handle to the snapshot. Given a versioned CAS object O and a snapshot handle ts obtained from the associated camera object, $O.readSnapshot(ts)$ returns the value O had at the time the handle was acquired by a `takeSnapshot`. New versioned CAS objects can be associated with an existing camera object, so our construction is applicable to dynamically-sized data structures.

¹A CAS object V stores a value and supports two atomic *operations*. $V.read()$ returns the value of V . $V.CAS(old, new)$ compares the value of V to *old* and if they are equal, it changes the value of V to *new* and returns `true`; otherwise, it returns `false` without changing V 's value.

Our interface is more flexible than the one traditionally used for a *snapshot object* [4], which stores an array and provides *update* operations that write to individual components and *scan* operations that return the state of the entire array. Instead of creating a copy of the state of the entire shared memory in the local memory of a process, our `takeSnapshot` simply makes it possible for a process to later read *only* the memory locations it needs from shared memory, knowing that the collection of all such reads will be atomic. Although partial snapshot objects [8, 37] allow scans of part of the array, they require the set of locations to be specified in advance, whereas our approach allows the locations to be chosen dynamically as the query is executed.

Our algorithm has the following important properties.

1. Taking a snapshot of the current state and returning a handle to it takes constant time (i.e., a constant number of instructions).
2. A CAS or read of the current state of a versioned CAS object takes constant time. Therefore, adding snapshots to a CAS-based data structure preserves the data structure’s asymptotic time bounds.
3. Reading the value of a versioned CAS object from a snapshot takes time proportional to the number of successful CAS operations on the object since the snapshot. Thus, all reads are *wait-free* (i.e., every read is completed within a finite number of instructions.)
4. The algorithm is implemented using single-word read and CAS, which are supported by modern architectures. It does, however, require an unbounded counter.

We know of no previous general mechanism for snapshotting the state of memory that satisfies even the first two properties.

Similarly to previous work [13, 23, 41, 44, 53, 55, 59], we use a version list for each CAS object. The list has one node per update (successful CAS) on the object. Each node contains the value stored by the update and a *timestamp* indicating when the update occurred. The list is ordered by timestamps, most recent first. The difficulty in implementing version lists without locks is the need to add a node to the version list, read a global timestamp, and save that timestamp in the node, all atomically. An important contribution of our work is the mechanism used to make these three steps appear atomic.

Snapshots and Multi-point Queries. Our interface provides a simple way of converting a concurrent data structure built out of CAS objects into one that supports snapshots: simply replace all CAS objects with versioned CAS objects that are all associated with a single camera object. If all shared mutable state is stored in the CAS objects, then taking a snapshot will effectively provide access to an atomic copy of the entire state of the data structure at the snapshot’s

linearization point². After taking a snapshot, a read-only query is free to visit any part of the data structure state at its leisure, even as updates proceed concurrently. Often, the query can just be a standard sequential query executed on the snapshot.

In Section 4, we describe how this can be used for arbitrary queries on Michael-Scott queues [42], Harris’s linked-lists [35], and two different binary search trees [18, 26]. On the binary search trees, for example, one can support atomic queries for finding the smallest key that matches a condition, reporting all keys in a range, determining the height of the tree, or multi-searching for a set of keys in the tree. The time complexity of each query is the sequential cost of the query plus the number of vCAS operations it is concurrent with. In our supplementary material we define more precisely when multi-point queries are possible using snapshots.

Optimizations. Our algorithm introduces only constant overhead for existing operations, and allows the implementation of wait-free queries. However, our construction does introduce a level of indirection: to access the value of a versioned CAS object, one must first access a pointer to the head of the version list, which leads to the actual value. This may introduce an extra cache miss per access. We therefore consider optimizations to avoid this in Section 5. The first optimization removes the versioning for CAS objects that are never accessed by queries. The second optimization applies to concurrent data structures that satisfy our *recorded-once* property and avoids a level of indirection. Roughly speaking, recorded-once means that each data structure node is the new value of a successful CAS at most once. This allows us to store information for maintaining the version lists (in particular the timestamp and the pointer to the next older version) directly in the nodes themselves, thus removing a level of indirection. This optimization can be applied to many lock-free data structures.

Implementation and Experiments. To study the overhead of our approach, we applied it to two existing concurrent binary search trees, one balanced and one not [18, 26]. Adding support for snapshots was very easy and required adding fewer than 150 lines of code in C++. The experiments demonstrate that the overhead is small. For example, it is about 9% for a mix of updates and queries on the current version of the tree. We also compare to state-of-the-art data structures that support atomic range queries, including KiWi [11], LFCA [58], PNB-BST [30], and SnapTree [16]. In almost all cases, our data structure performs as well as or better than all of these special-purpose structures even though our approach is general purpose. Finally, we implement a variety of other atomic multi-point queries and show that the overhead compared to non-atomic implementations, which

²We use the standard definition of *linearizability* [36], which roughly states that every operation must appear to have taken effect atomically at its linearization point, between its invocation and response.

are correct only when there are no concurrent updates, is small. Our implementation uses epoch-based garbage collection [33].

Contributions. In summary, the paper’s contributions are:

- A simple, constant-time approach to take a snapshot of a collection of CAS objects.
- A technique to use snapshots to implement linearizable multi-point queries on many lock-free data structures.
- Optimizations that make the technique more practical.
- Experiments showing our technique has low overhead, often outperforming other state-of-the-art approaches, despite being more general.

2 Related Work

There has been a long history of having transactions see a snapshot of the state while other transactions make updates. This is often referred to as multiversioning [12, 13, 19, 21, 41, 44, 47, 48, 50, 53, 54, 56, 59]. Indeed, the idea of version lists for snapshots dates back to Reed’s thesis on transactions [53]. This work is all applied to transactions and none of it provides the theoretical guarantees described in this paper.

Implementing a snapshot object is a classic problem in shared-memory computing with a long history. Fich surveyed some of this work [32]. A *partial snapshot* object allows operations that take a snapshot of selected entries of the array instead of the whole array [8, 37]. An *f-array* [38] is another generalization of snapshot objects that allows a query operation that returns the value of a function f applied to a snapshot of the array. As mentioned above, snapshot objects have a less flexible interface than our approach to snapshotting.

We describe in Section 4 how to use our snapshots to support multi-point queries on a wide variety of data structures. Previous work has focused on supporting such queries on *specific* data structures. Bronson *et al.* [16] gave a blocking implementation of AVL trees that supports a scan operation that returns a snapshot of the whole data structure. Prokopec *et al.* [52] gave a scan operation for a hash trie by making the trie persistent: updates copy the entire branch of nodes that they traverse. Scan operations have also been implemented for non-blocking queues [45, 46, 51] and dequeues [29]. Kallimanis and Kanellou [40] gave a dynamic graph data structure that allows atomic dynamic traversals of a path.

Range queries, which return all keys within a given range, have been studied for various implementations of ordered sets. Brown and Avni [17] gave an obstruction-free range query algorithm for k -ary search trees. Avni, Shavit and Suissa [10] described how to support range queries on skip lists. Basin *et al.* [11] described a concurrent implementation of a key-value map that supports range queries. Like our approach, it uses multi-versioning controlled by a global counter.

Fatourou, Papavasileiou and Ruppert [30] described a persistent implementation of a binary search tree that permits wait-free range queries, also based on version lists. Our work borrows some of these ideas, but avoids the cumbersome handshaking and helping mechanism they use to synchronize between scan and update operations. This more streamlined approach makes our approach easier to generalize to other data structures. Winblad, Sagonas and Jonsson [58] also gave a concurrent binary search tree that supports range queries.

Some researchers have also taken steps towards the design of general techniques for supporting multi-point queries that can be applied to classes of data structures, although none are as general as our approach.

Petrank and Timnat [49] described how to add a non-blocking snapshot operation to non-blocking data structures such as linked lists and skip lists that implement a set abstract data type. Updates and scan operations must coordinate carefully using auxiliary *snap collector* objects. Agarwal *et al.* [5] discussed what properties a data structure must have in order for this technique to be applied. Chatterjee [20] adapted Petrank and Timnat’s algorithm to produce partial snapshots.

Arbel-Raviv and Brown [7] described how to implement range queries for concurrent set data structures that use epoch-based memory reclamation. They assume that one can design a traversal algorithm that is guaranteed to visit every item in the given range that is present in the data structure for the entire lifetime of the traversal. It is also assumed that updates are linearized at a write or CAS instruction, and that the location of this instruction is known in advance.

3 Versioned CAS Objects

We begin with a sequential specification of our objects.

Definition 1 (Camera and Versioned CAS Objects). A *versioned CAS* object stores a *value* and supports three operations, `vRead`, `vCAS`, and `readSnapshot`. A *camera* object supports a single operation, `takeSnapshot`. Each versioned CAS object O is associated with a single camera object when it is created. Consider a sequential history of operations on a camera object S and the set Λ_S of `vCAS` objects associated with it. The behavior of operations on S and O for all $O \in \Lambda_S$, is specified as follows.

- An $O.vCAS(oldV, newV)$ attempts to update the value of O to `newV` and this update takes place if and only if the current value of O is `oldV`. If the update is performed, the `vCAS` operation returns `true` and is *successful*. Otherwise, the `vCAS` returns `false` and is *unsuccessful*.
- An $O.vRead()$ returns the current value of O .
- The behavior of `readSnapshot` and `takeSnapshot` are specified simultaneously. A precondition of calling O ’s `readSnapshot(ts)` operation is that there must have been an earlier $S.takeSnapshot()$ operation that returned the

handle ts . For any $S.\text{takeSnapshot}()$ operation T that returns ts and any $O.\text{readSnapshot}(ts)$ operation R , R must return the value O had when T occurred.

Multiple takeSnapshot operations on a camera object S may return the same handle, but Definition 1 implies that two takeSnapshot operations can return the same handle ts only if each associated versioned CAS object has the same value when these two takeSnapshot operations occurred.

3.1 A Linearizable Implementation

We give a linearizable implementation of versioned CAS and camera objects, where vCAS , vRead and takeSnapshot can all be supported in constant time. Our implementation is given in Algorithm 1.

The Camera Object. The camera object behaves like a global clock for all versioned CAS objects associated with it. It is implemented as a counter called `timestamp` that stores an integer value. A takeSnapshot simply returns the current value ts of variable `timestamp` as the handle and attempts to increment `timestamp` using a CAS. If this CAS fails, it means that another concurrent takeSnapshot has incremented the counter, so there is no need to try again. The handle will be used by future readSnapshot operations to find the latest version of any versioned CAS object that existed when the counter was incremented from ts to $ts + 1$.

The Versioned CAS Object. Each versioned CAS object is implemented as a singly-linked list (a *version list*) that preserves all earlier values committed by vCAS operations, where each version is labeled by a timestamp read from the camera’s counter during the vCAS . The list is ordered with more recent versions closer to the head of the list. A regular vRead operation just returns the version at the head of the list. A successful vCAS adds a node to the head of the list. After the node has been added to the list, the value of the snapshot object’s counter is recorded as the node’s timestamp. A $\text{readSnapshot}(ts)$ traverses the version list and returns the value in the first node with timestamp at most ts .

The versioned CAS object stores a pointer `VHead` to the last node added to the object’s version list. Each node in this list is of type `VNode` and stores

- a value `val`, which is immutable once initialized,
- a timestamp `ts`, which is the timestamp of the successful vCAS that stored `val` into the object, and
- a pointer `nextV` to the next `VNode` of the list, which contains the next (older) version of the object.

The version list essentially stores the history of the object.

Timestamps. We use a special timestamp `TBD` (to-be-decided) as the default timestamp for any newly-created `VNode`. We note that `TBD` is not a valid timestamp and must be substituted by a concrete value later, once the `VNode` has been added to the version list. When a `VNode` x is added to the version list, we call the `initTS` subroutine (Line 20–22) to assign it a valid timestamp read from the camera object’s

timestamp field. Once x ’s timestamp changes from `TBD` to something valid, it will never change again, because the CAS on Line 22 succeeds only if the current value is `TBD`. This `initTS` function can be performed either by the process that added x to the list, or by another process that is trying to help.

Implementing $\text{readSnapshot}(ts)$ and $\text{vRead}()$. The readSnapshot function returns the latest version of the versioned CAS object with timestamp at most ts . It first reads `VHead` and helps set the timestamp of the `VNode` that `VHead` points to by calling `initTS`. The readSnapshot then traverses the version list by following `nextV` pointers until it finds a version with timestamp smaller than or equal to ts , and returns the value in this `VNode`. The vRead function looks only at `VHead`, helps set the timestamp of the `VNode` that `VHead` points to, and returns the value in that `VNode`.

Implementing $\text{vCAS}(\text{oldV}, \text{newV})$. This operation first reads `VHead` into a local variable `head`. Then it calls `initTS` on `head` to ensure its timestamp is valid. If the value in the `VNode` that `head` points to is not `oldV`, the vCAS operation fails and returns `false` (Line 43). Otherwise, if `oldV` equals `newV`, the vCAS returns `true` because nothing needs to be updated. If `oldV` and `newV` are different, and the `VNode` that `head` points to contains the value `oldV`, the algorithm attempts to add a new `VNode` with value `newV` to the version list. It first allocates a new `VNode` `newN` (Line 45) to store `newV` and lets it point to `head` as its next version. It then attempts to add `newN` to the beginning of the list by swinging the pointer `VHead` from `head` to `newN` using a CAS (Line 46). If successful, it then calls `initTS` on the new `VNode` to ensure its timestamp is valid, and returns `true` to indicate success. Before this call to `initTS` terminates, a valid timestamp will have been recorded in the new `VNode`, either by this `initTS` or by another operation helping the vCAS .

If the CAS on Line 46 fails, then `VHead` must have changed during the vCAS operation. In this case, the new `VNode` is not appended to the version list. The algorithm deallocates the new `VNode` (Line 50) and returns `false`. An unsuccessful vCAS is also responsible for helping the first `VNode` in the version list acquire a valid timestamp.

Helping. As mentioned, a vRead , readSnapshot and an unsuccessful vCAS all help (by calling `initTS`) to ensure that the timestamp of the `VNode` at the head of the version list is valid before they return. This is necessary to overcome the main difficulty in implementing version lists without locks, i.e., making the following three steps appear atomic: adding a node to the version list, reading a global timestamp, and recording a valid timestamp in the node. (See also the discussion of correctness, below.)

Initialization. We assume that the constructor (Line 3) for the camera object completes before the constructor (Line 15) for any associated versioned CAS object is invoked. (In practice, one will often have just one global camera object for all versioned CAS objects used in a data structure.)

```

1  class Camera {
2    int timestamp;
3    Camera() { timestamp = 0; }
4    int takeSnapshot() {
5      int ts = timestamp;
6      CAS(&timestamp, ts, ts+1);
7      return ts; } }
8  class VNode {
9    Value val; VNode* nextv; int ts;
10   VNode(Value v, VNode* n){
11     val = v; ts = TBD; nextv = n; } };
12  class VersionedCAS {
13    VNode* VHead;
14    Camera* S;
15    VersionedCAS(Value v, Camera* s){
16      S = s;
17      VHead = new VNode(v, NULL);
18      initTS(VHead); }
19  void initTS(VNode* n) {
20    if(n->ts == TBD) {
21      int curTS = S->timestamp;
22      CAS(&n->ts, TBD, curTS); } }

31  Value readSnapshot(int ts) {
32    VNode* node = VHead;
33    initTS(node);
34    while(node->ts > ts) node = node->nextv;
35    return node->val; }
36  Value vRead() {
37    VNode* head = VHead;
38    initTS(head);
39    return head->val; }
40  bool vCAS(Value oldV, Value newV) {
41    VNode* head = VHead;
42    initTS(head);
43    if(head->val != oldV) return false;
44    if(newV == oldV) return true;
45    VNode* newN = new VNode(newV, head);
46    if(CAS(&VHead, head, newN)) {
47      initTS(newN);
48      return true; }
49  else {
50    delete newN;
51    initTS(VHead);
52    return false; } } };

```

Algorithm 1. Linearizable implementation of a camera object and a versioned CAS object.

We require, as a precondition of any `readSnapshot(ts)` operation on a versioned CAS object O , that O was created before the `takeSnapshot` operation that returned the handle ts was invoked. In other words, one should not try to read the version of O in a snapshot that was taken before O existed. When we use versioned CAS objects to implement a pointer-based data structure (like a tree or linked list), this constraint will be satisfied naturally: if we take a snapshot of the data structure, and then try to traverse a sequence of pointers in it using `readSnapshot` instructions, we will never find a pointer to O if O did not exist when the snapshot was taken.

Correctness. Theorem 2 states the algorithm’s properties.

Theorem 2. *Algorithm 1 is a linearizable implementation of versioned CAS and camera objects. The number of instructions performed by `read`, `vCAS`, and `takeSnapshot` is constant, and the number of instructions performed by O .`readSnapshot(ts)` is proportional to the number of successful O .`vCAS` operations that have been assigned timestamps larger than ts (this number is measured at the time the `readSnapshot` reads `VHead`).*

A complete proof of Theorem 2 appears in Section A of the supplementary material. Here, we just describe the linearization points used in that proof. We say that a timestamp of a `VNode` is *valid* at some point if the `ts` field is not `TBD` at that point, and *invalid* otherwise.

- For a `vCAS` operation V

- If V performs a successful CAS on Line 46 adding a node n to the version list, and n ’s timestamp eventually becomes valid, then V is linearized on Line 21 of the `initTS` method that makes n ’s timestamp valid.
- Let h be the value of `VHead` at Line 41 of a `vCAS` operation. If V returns on Line 43 or 44, it is linearized either at Line 41 if h ’s timestamp is valid at that time, or the first step afterwards that makes h ’s timestamp valid.
- If V returns `false` on Line 52, then V failed its CAS on Line 46. Thus, some other `vCAS` operation changed `VHead` after V read it at Line 41. We linearize the `vCAS` immediately after the linearization point of the `vCAS` operation V' that made the *first* such change. If several `vCAS` operations that return on Line 52 are linearized immediately after V' , they can be ordered arbitrarily.
- For a `vRead` operation that terminates, let h be the `VNode` read from `VHead` at Line 37. The `vRead` is linearized at Line 37 if h ’s timestamp is valid at that time, or at the first step afterwards that makes h ’s timestamp valid.
- A `readSnapshot` operation that terminates is linearized at its last step.
- For a `takeSnapshot` operation T that terminates, let ts be the value read from `timestamp` on line 5, T is linearized when `timestamp` changes from ts to $ts + 1$.

Intuitively, the correctness of an O .`readSnapshot` operation depends on ensuring that the timestamp associated with a value is current (i.e., in the `timestamp` field of the camera object S associated with O) at the linearization point

of the vCAS that stored the value in O . Hence, we linearize a successful vCAS at the time when the successfully installed timestamp was read from S . Note that a VNode n can appear at the head of the version list before the vCAS that created n is linearized. This is why any other operation that finds a VNode with an invalid timestamp at the head of the version list calls `initTS` to help install a valid timestamp in it before proceeding. This helping mechanism is crucial to prove that the linearization points described above are well-defined and within the intervals of their respective operations.

4 Supporting Linearizable Wait-free Queries

We use versioned CAS objects to extend a large class of concurrent data structures that are implemented using reads and CAS primitives to support linearizable wait-free queries. Our approach is general enough to allow transforming many multi-point read-only operations on a sequential data structure into linearizable queries on the corresponding concurrent data structure. To achieve this, we define the concept of a *solo* query, i.e., a query that only reads the shared state, and once invoked, is correct if running to completion without any other process taking steps during its execution. Intuitively, a solo query is one that runs on a “snapshot” of the data structure, and is typically just a standard sequential query.

The approach works as follows. Each CAS or read on a CAS object is replaced by a vCAS or vRead (respectively) on the corresponding versioned CAS object, all of which are associated with one camera object. To perform a solo query operation q , a process p first executes `takeSnapshot` on the camera object, to obtain a handle ts . Then, for any CAS object that q would have accessed in the data structure, p performs `readSnapshot(ts)` on the corresponding versioned CAS object. Intuitively, `takeSnapshot` takes a snapshot of shared state, and solo queries then run on this snapshot while other threads may be updating concurrently.

Not all queries for existing concurrent data structures are solo queries. Herlihy and Wing [36] describe a queue implementation in which the linearization order of the enqueue operations depends on future dequeue operations. For that algorithm, no solo query is possible. However, for most data structures it is straightforward to implement solo queries. Here we give examples of several concurrent data structures that support solo queries. A thorough treatment of the conditions under which solo queries are sufficient, all the formalism for our approach, necessary proofs, and more examples, are provided in the supplementary material.

FIFO Queue. We first consider Michael and Scott’s concurrent queue (MSQ) [42], which supports atomic enqueue and dequeue, as well as finding the oldest and newest elements. Our scheme additionally provides an easy atomic implementation of more powerful operations such as returning the

i -th element, or all elements, etc. The mutable locations in a MSQ consist of a head pointer, a tail pointer, and the next pointer in each of a linked list of elements, pointing from oldest to newest. The head points indirectly to the oldest remaining element, and the tail points to the newest element, or temporarily to one element behind the newest. The newest element always contains a null next pointer. After applying our approach, all these pointers become vCAS objects, and a `takeSnapshot` operation, op , will atomically capture the state of all of them. Any query can then easily reconstruct the part of the queue state it requires. For example, the i -th query can start at the head and follow the list (calling `readSnapshot` on each node, using the handle returned by op) until it reaches the i -th element in the queue. We note that each next pointer in the linked list is only successfully updated once, so each `readSnapshot` of a next pointer takes constant time. Therefore, for example, finding the i -th element (from the head) in a queue takes time $O(i + c)$ where c denotes the number of successful dequeues between the read of the timestamp by op and the read of the head.

Sorted Linked List. Harris’s data structure [35] maintains an ordered set as a sorted linked list (HLL), and supports insertions, deletions, and searches. Our approach adds atomic versions of multi-point query operations, such as range queries, finding the first element that satisfies a predicate, or multi-searches (i.e., finding if all or any of a set of keys is in the list). To properly implement concurrent insertions and deletions, HLL marks a node before splicing it out of the list. The mark is kept as one bit on the pointer to the next list node. Deletes are linearized at the point the mark is set. The mutable state is comprised of the next pointers of each link, which contains the mark bit. If these are versioned, a `takeSnapshot` will capture the full state. A query can then just follow the snapshotted linked list from the head, using `readSnapshot` on every node; all marked nodes should be skipped.

Time bounds for range query, multi-search and finding the i -th element are given in Table 1. Each insert or delete performs up to two successful vCAS operations and each successful vCAS potentially causes the query to traverse an extra version node. So in the worst case, queries incur an additive cost of c . Each query also incurs an additive cost p because it could encounter up to p marked nodes.

Binary Search Trees. We now consider concurrent binary search trees (BST). Many such data structures have been designed [7, 11, 14, 16–18, 26, 57, 58]. All the BST structures we looked into work with solo queries allowing for powerful atomic queries of the same type as in HLL (e.g., range queries and multi-searches), but potentially much faster since they can often visit a small part of the tree. Queries on the structure of the tree (e.g., finding its height) can also be made. Here we consider two such trees (which are also used in our

Original data structure	Operation	Our Time Bounds	Parameters
Michael Scott Queue [42]	i -th(i): enqueue/dequeue:	$O(i + c)$ same as original	c : number of dequeues concurrent with the query
Harris Linked List [35]	range(s, e): multisearch(L): i th(i): insert/delete/lookup:	$O(m + p + c)$ $O(m + p + c)$ $O(i + p + c)$ same as original	m : number of keys in the linked list c : number of inserts and deletes concurrent with the query
NBBST [26] and CT [18]	successor(k): multisearch(L): range(s, e): height(): insert/delete/lookup:	$O(h + c)$ $O(L \times h + c)$ $O(h + K(s, e) + c)$ $O(m + c)$ same as original	m : number of keys in the BST h : height of tree. In the case of CT, $h \in O(\log(m) + p)$ $K(s, e)$: number of keys in BST between $[s, e]$ c : number of inserts, deletes, rotations concurrent with the query

Table 1. Time bounds for various operations on concurrent queues, lists, and BSTs using our snapshot approach. The number of processes is denoted by p . Parameters such as the number of keys in the data structure are measured at the linearization point of the query operation.

experiments in Section 7): the unbalanced non-blocking binary search trees (NBBST) of Ellen et al. [26], and the balanced non-blocking chromatic tree (CT) of Brown et al. [18].

The NBBST data structure is a unbalanced BST with the data stored at the leaves and the internal nodes storing keys for guiding searches. Every insertion involves inserting an internal node and a leaf, and similarly a delete will remove an internal node and a leaf. The data structure uses lock-free locks, “locking” one or two nodes on each insertion or deletion. The locks are implemented by pointing to a descriptor of the ongoing operation, so other threads can help complete the operation if they encounter a lock. This makes the data structure lock-free. The linearization point is at the pointer swing that splices an internal node (along with a child) in or out. Therefore at any point in time the child pointers of the internal nodes fully define the contents of the tree. If these child pointers are kept as versioned CAS objects, then a snapshot will capture the required state. The queries can ignore the locks, and therefore the lock pointers, although mutable, do not need to be versioned (discussed further in Section 5).

The chromatic tree (CT) is a balanced BST that also stores its data at the leaves. It is based on a relaxed version of red-black trees, with colors at each node facilitating rebalancing. Concurrent updates are managed similarly to the NBBST. In particular, updates are linearized at a single CAS that adds or removes a key. So, obtaining a snapshot of the tree’s child pointers is sufficient to run multi-point queries.

Any query q on NBBST or CT will take time proportional to the number of nodes it visits plus the write contention of q (i.e., the number of vCAS operations concurrent with q on memory locations accessed by q). This assumes that q performs readSnapshot on each versioned CAS object at most once. This can easily be ensured by maintaining a local view of the tree and calling readSnapshot only for versioned CAS objects that are not yet in the local view. For the bounds in Table 1, it suffices to show that the number of vCAS operations concurrent with q is at most the number of inserts, deletes and rotations concurrent with q . This is

because each vCAS is either due to a rotation (only applies to CT) or is the linearization point of an insert or delete.

Importantly, our snapshot approach maintains the time bounds of all the operations supported by the original data structure. (In the case of NBBST and CT, the original operations would be insert, delete, and lookup).

5 Optimizations

We now present several ways to optimize our snapshotting approach (and therefore multi-point queries on such snapshots). While practical, these optimizations are not fully general; for each optimization, we describe when it can be applied. We present these optimizations in terms of a concurrent data structure D to which we add snapshots and use them to run queries from the set Q . For ease of notation, we denote by D' the version of D that also supports the queries in Q .

Reducing the Number of Versioned CAS Objects. The first optimization applies to cases where the creation of version lists can be avoided. The optimization is accomplished by leaving some of the CAS objects of D *unversioned*, i.e., by not replacing them with vCAS objects. We can apply the optimization to immutable fields and CAS objects that are never accessed by any query $Op \in Q$. For example, in NBBST the only mutable fields accessed by query operations are the left and right pointers, so all other fields can be left unversioned.

Avoiding Indirection. The second optimization applies to vCAS objects that store pointers to other nodes. We assume that in D (and therefore also in D'), every operation accesses nodes of the data structure through one (or more) immutable entry points (e.g., the pointer to the root in a BST).

We use a *history* to denote a sequence of instructions that can be executed by an algorithm starting from its initial state. A node is *recorded-once* in a history, if a pointer to it is the newV parameter of a *successful* vCAS (on any versioned CAS object) at most once. D' is *recorded-once* if for every history of D' , (1) every node used in the history is recorded-once and (2) all vCAS operations with the same newV parameter also have the same oldV parameter.

The optimization requires that D' is a recorded-once implementation and works as follows. For each versioned CAS object O that stores a pointer to a node in D' , instead of creating a new $VNode$ to store the version pointer and the timestamp, the optimization stores this information directly in the node pointed to by O , thus avoiding the level of indirection introduced by $VNodes$. This requires expanding each node object with two extra fields. In Section G of the supplementary material, we show pseudocode for the new version of a node and provide pseudocode for `readSnapshot`, `vRead`, and `vCAS` after applying the optimization. We call the resulting implementation D_{opt} .

It appears that this optimization can be applied to concurrent data structures for which at any point in time, every object has at most one pointer to it. Examples include tree data structure where pointers go from parent to child, or singly-linked lists. However, this can involve slight modifications to the original concurrent algorithm. In particular, if a node is being pointed to by one object and is being moved to be pointed to by another object then it would be recorded more than once. To avoid this, the object can be copied and a pointer to the new copy written into the new location. This modification should be done with care to preserve correctness. We apply this transformation in our NBBST implementation (Section 6). An outline of correctness and pseudocode for this optimization is given in Section G of the supplementary material.

6 Implementation

We implemented our snapshotting approach in both Java and C++. Using it, we implement snapshottable versions of three existing data structures (see details below). Our code uses the optimizations discussed in Section 5. To apply our approach on top of an implementation, our code initializes a camera object, makes an object *versionable* by adding a timestamp and a version pointer field to it, and replaces the original shared mutable pointers to versionable objects by `vCAS` objects. For the optimization to avoid indirection, one should also ensure the versionable objects are only recorded once. For each implementation, we use one global camera object.

For our implementation in Java, we implemented the four queries in Table 2 as examples of multi-point queries. All these queries simply look up the snapshot of the tree, visiting what is needed. They are all atomic (i.e., linearizable).

Base Data Structures. We applied our snapshotting approach to the two BST structures described in Section 4, NBBST and CT, as well as a lock-free unbalanced BST from [7]. For the first two data structures, we used Brown’s Java implementations [2]. The third was implemented in C++ and provided by the authors of [7].

Batching. Previous work has shown that the performance of concurrent BSTs is improved by batching keys in nodes [11, 17, 30, 58]. We therefore applied the same batching technique

from PNB-BST [30] and LFCA [58] to our Java implementations, storing up to 64 key-value pairs in each leaf (more details can be found in [30]). Our experiments indicate that batching often improves performance both on the original versions and our snapshottable versions. We did not apply batching in our C++ implementation since it was also not used by the C++ implementation we compare to [7].

Recorded-Once. The recorded-once requirement is satisfied by CT and the BST from [7], so the modification was simply as described above. However, the NBBST does not satisfy it; the delete operation swings a pointer (via CAS) to a node that already exists in the data structure. To avoid this, our implementation makes a copy of the node and swings the pointer to this new copy instead. This requires some extra marking and helping steps to preserve correctness and lock-freedom. Then, the modifications were as described above.

Garbage Collection. In our Java code we use an epoch-based memory reclamation [33] to disconnect nodes from version lists when no longer needed. The Java garbage collector will then collect the old versions. For C++, we directly use the epoch-based garbage collector in the code from [7].

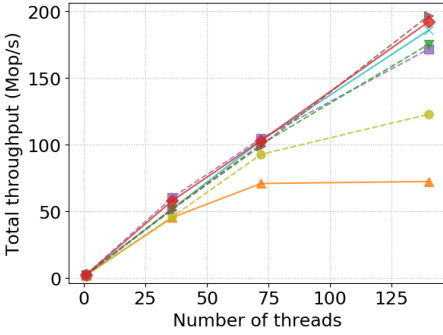
Names. We refer to the non-snapshottable Java implementations as BST-64, and CT-64, and our modified snapshottable versions as `VcasBST-64`, and `VcasCT-64`. For C++ we refer to our modified snapshottable version as `VcasBST`. We plan to make our code publicly available via GitHub.

7 Experimental Evaluation

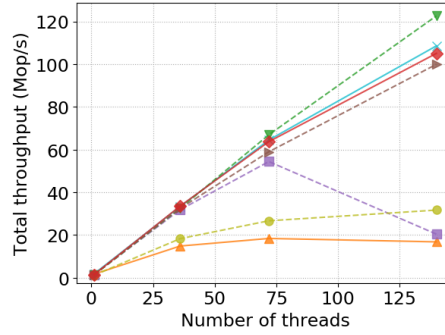
In this section, we provide experimental analysis, with two main goals: firstly, to understand the overhead our approach introduces to concurrent data structures that originally did not support multi-point queries, and secondly, to compare the performance of our approach to state-of-the-art alternatives. That is, we compare our performance to that of concurrent dictionary data structures that support atomic range queries.

Other Structures that Support Range Queries. We compare with several state-of-the-art dictionary data structures: `SnapTree` [16], `KiWi` [11], `LFCA` [58], `PNB-BST` [30], `KST` [17], and `EpochBST` [7] using code provided by their respective authors. Arbel-Raviv and Brown [7] presented several ways to add range queries to concurrent data structures, implemented in C++. We use `EpochBST` to refer to their most efficient range queryable lock-free BST. Note that `EpochBST` and `VcasBST` add range queries to the same initial BST. All the other data structures are written in Java. They are all lock-free except `SnapTree` which uses fine-grained locking. We classify `KiWi`, `SnapTree`, and `VcasCT-64` as *balanced* data structures because they have logarithmic search time in the absence of contention, and the others as *unbalanced*. For the k -ary tree (`KST`), we use $k = 64$ which was shown to perform well across a variety of workloads [17]. We used batch size 64 for `VcasBST-64` and `VcasCT-64`, and we did

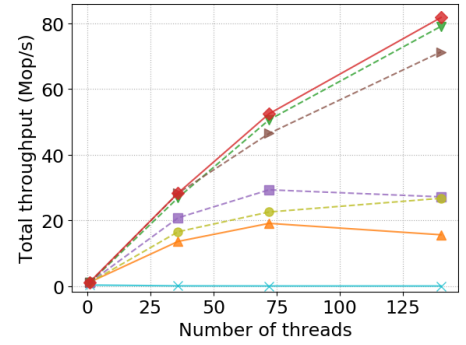
Balanced data structures: —▲ KIWI —× SnapTree —◆ VcasCT-64
 Unbalanced data structures: —■ KST —● PNB-BST —▼ LFCA —■ VcasBST-64



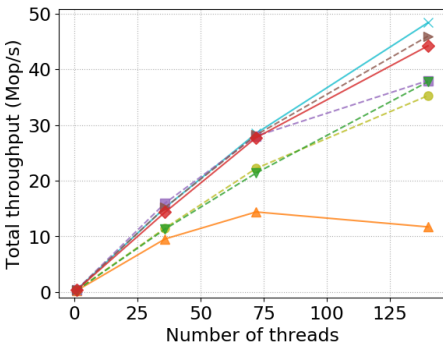
(a) Lookup heavy - 100K Keys:
3%ins-2%del-95%find-0%rq



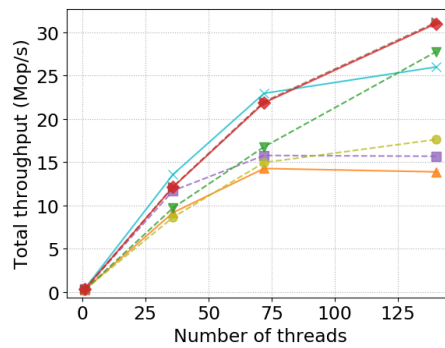
(b) Update heavy - 100K Keys:
30%ins-20%del-50%find-0%rq



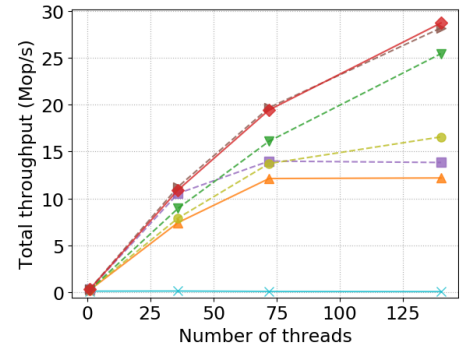
(c) Update heavy with RQ - 100K Keys:
30%ins-20%del-49%find-1%rq-1024size



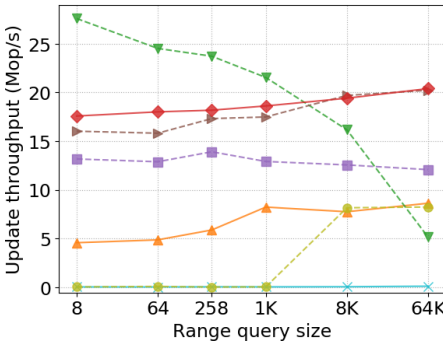
(d) Lookup heavy - 100M Keys:
3%ins-2%del-95%find-0%rq



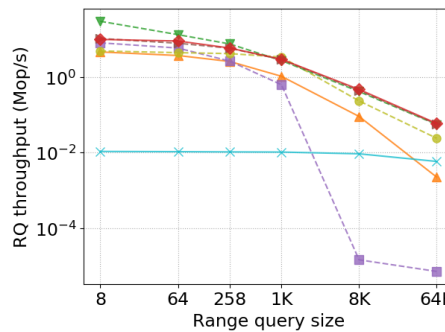
(e) Update heavy - 100M Keys:
30%ins-20%del-50%find-0%rq



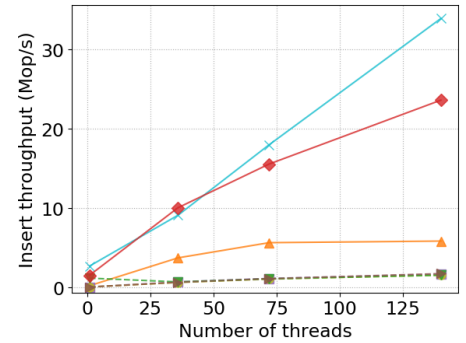
(f) Update heavy with RQ - 100M Keys:
30%ins-20%del-49%find-1%rq-1024size



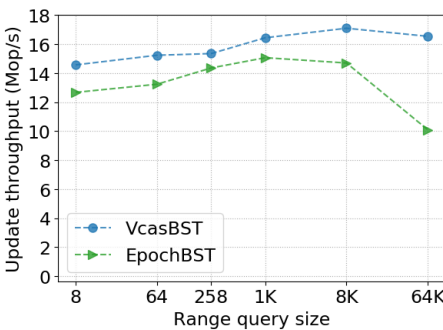
(g) Update Throughput - 100K Keys:
36 Update Threads, 36 RQ Threads



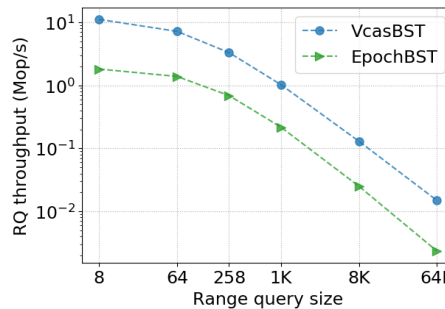
(h) RQ Throughput - 100K Keys:
36 Update Threads, 36 RQ Threads



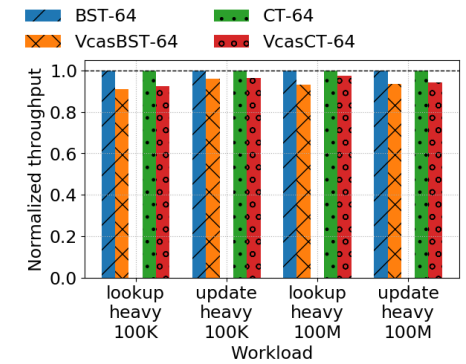
(i) Insert Only, Sorted Sequence



(j) [C++] Update Throughput - 100K Keys:
36 Update Threads, 36 RQ Threads



(k) [C++] RQ Throughput - 100K Keys:
36 Update Threads, 36 RQ Threads



(m) Overhead of Vcas, 140 threads,
measured across various workloads

Figure 2. Results of experiments.

Query	Definition	Parameters in Figure 3
$\text{range}(s, e)$:	All keys in range $[s, e]$	$\text{range256}: e = s + 256$
$\text{succ}(k, c)$	The first c key-values with key greater than k	$\text{succ1}: c = 1$, or $\text{succ128}: c = 128$
$\text{findif}(s, e, p)$ [1]:	The first key-value pair in range $[s, e]$	$\text{findif128}: p(k) = (k \bmod 128 \text{ is } 0)$
$\text{multisearch}(L)$:	For a list of keys in L , return their values (null if not found)	$\text{multisearch4}: L = 4$

Table 2. The multi-point queries and their parameters we use in experiments.

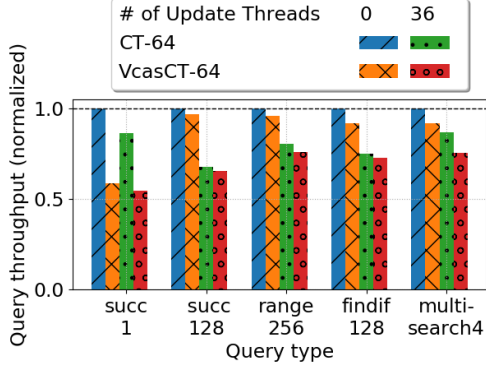


Figure 3. Throughput of atomic queries on VcasCT-64 compared to non-atomic queries on CT-64, with or without update threads. Run using 36 query threads on a tree of size 100M.

the same for LFCA and PNB-BST. This batch size has been shown to yield good range query performance for LFCA and PNB-BST in [30, 58].

Setup. Our experiments ran on a 72-core Dell R930 with 4x Intel(R) Xeon(R) E7-8867 v4 (18 cores, 2.4GHz and 45MB L3 cache), and 1Tbyte memory. Each core is 2-way hyper-threaded giving 144 hyperthreads. We used `numactl -i all` in all experiments, evenly spreading the memory pages across the sockets in a round-robin fashion. The machine runs Ubuntu 16.04.6 LTS. The C++ code was compiled with `g++ 9.2.1` with `-O3`. Jemalloc was used for scalable memory allocation. For Java, we used OpenJDK 11.0.5 with flags `-server, -Xms300G` and `-Xmx300G`. The latter two flags reduce interference from Java’s GC. We report the average of 5 runs, each of 5 seconds. For Java we also pre-ran 5 runs to warm up the JVM. The variance is small in almost all tests.

Workload. We vary four key parameters: data structure size n , operation mix, range query size $rqsize$, and number of threads. In most experiments, we prefill a data structure with either $n = 100K$ or $n = 100M$ keys. These sizes show the performance both when fitting and not fitting into the L3 cache. Keys for each operation, and in the initial tree, are drawn uniformly at random from a range $[1, r]$, where the integer r is chosen to maintain the initial size of the data structure. For example, for $n = 100K$ and a workload with 30% inserts and 20% deletes, we use $r = n \times (30 + 20) / 30 \approx 166K$. We perform a mix of operations, represented by four values, $ins, del, find, rq$, which are the probabilities for each thread to execute an insert, delete, find, or range, respectively. Unbalanced trees can be balanced in expectation using uniformly random workloads, so we also run a workload with keys inserted in sorted order.

Scalability. Figures 2a-2f show scalability (in Java) under a variety of workloads using thread counts 1, 36, 72, and 140. Note that in Figures 2c and 2f, although range queries are only performed with 1% probability, they still occupy a significant fraction of the execution time.

Generally, our two implementations (VcasCT-64 and VcasBST-64) and LFCA have the best (almost-linear) scalability across all workloads. LFCA outperforms our implementation in Figure 2b, but it is consistently slower in the 100M-key experiments (Figures 2d-f). Snaftree is competitive with our trees in the absence of range queries, but it has no scalability with range queries due to its lazy copy-on-write mechanism. Overall, VcasCT-64 is always among the top three algorithms and in most cases has the best performance.

Varying Range Query Size. We show the effect of varying range query size on performance in Figures 2g and 2h (Java), and Figures 2j and 2k (C++). 36 dedicated threads ran range queries and 36 ran updates. Each update thread performs 50% inserts and 50% deletes on a data structure initialized to 100K keys. To better understand the cost of updates and range queries, we plot the throughput of each operation separately.

In Figure 2g, PNB-BST has low update throughput when $rqsize \leq 1024$. This is because their update operations are forced to abort and restart whenever a new range query begins, and thus decreasing range query size lowers update throughput. KST performs decently in most workloads except when each range query covers a significant fraction of the key range, where the update throughput is below 100 operations per second with $rqsize \geq 8K$. This is because their range query performs a double collect of the desired range and is forced to restart if it sees an update in that range.

Data structures that increment a global timestamp with every range query become bottlenecked by this increment when range queries are frequent. This applies to our trees as well as PNB-BST, KiWi, and EpochBST. Consequently, with $rqsize = 8$, LFCA has 3x faster range queries when compared to our trees (Figure 2h). However, LFCA avoids using a global timestamp by having update operations help ongoing range query operations. This helping becomes more frequent and more costly when $rqsize$ is large, as shown in Figure 2g. For $rqsize = 64K$ (about a third of the key range), the update throughput of our trees is 4x faster than LFCA. Other than LFCA, all the other implementations have mostly stable update throughput with varied range size, among which VcasCT-64 has the best overall performance.

Figures 2j and 2k compare the performance of the C++ version of VcasBST with that of EpochBST. Range queries on VcasBST are 4.7–6.3x faster than EpochBST. This is because a range query on EpochBST has to visit three nodes in the retired list for each concurrent delete. Thus, EpochBST visits 1.5–5.5x more nodes in range queries than VcasBST. For updates, VcasBST is at least 7% faster than EpochBST, and up to 64% faster on the largest range query size.

Sorted Workload. In Figure 2i, we test the Java implementations under a sorted workload. We insert an array of sorted keys into an initially empty tree by splitting the array into chunks of size 1024 and placing the chunks on a global work queue; when a thread runs out of work, it grabs a new chunk from the head of the work queue. As expected, the balanced trees, VcasCT-64, KiWi and SnapTree, outperform the unbalanced ones. On 140 threads, SnapTree is 1.4x faster than VcasCT-64, which is in turn 4.1x faster than KiWi.

Overhead of Our Approach. In Figure 2m, we compare our Java implementations VcasBST-64 and VcasCT-64 with the original data structures, BST-64 and CT-64, using 140 threads. The numbers in Figure 2m are normalized to the throughput of BST-64 and CT-64 to make the overheads easier to read. The overall overhead of our approach is low, ranging between 2.7% and 9.1% depending on the workload. This overhead includes the time for epoch-based memory management and the cost of using vCAS and vRead. For VcasBST-64, it also includes the extra actions we take to ensure that deletes satisfy the recorded-once property.

We also measure the overhead of our multi-point queries range, succ, findif, and multisearch, with parameters shown in Figure 3. We compare the throughputs for VcasCT-64 with *non-atomic* multi-point queries on the original CT-64, which simply run their sequential algorithms (and are not linearizable). Non-atomic multisearch, for example, simply calls find for each key. Figure 3 shows the cost that our approach has to pay to provide query atomicity.

All queries other than succ1 exhibit low overhead: they are between 2.9% and 12.8% slower than their non-atomic counterparts. Having concurrent updates slows down both the atomic and non-atomic queries by about the same amount. For succ1, our scheme exhibits larger overheads (36.8–41.4%) due to the counter bottleneck when the query size is too small.

Summary. Overall, our snapshot approach has low overhead and, despite its generality, performs well compared to existing special-purpose data structures. In particular, VcasCT-64 had the best overall performance in most cases among all the range queryable data structures we evaluated. VcasBST-64 is also competitive on uniform workloads.

References

[1] Documentation for std::find_if. http://www.cplusplus.com/reference/algorithm/find_if/.

[2] Java lock-free data structure library. <https://bitbucket.org/trbot86/implementations/src/master/java>.

[3] Java weakly consistent iterators. <https://docs.oracle.com/javase/8/docs/api/java/util/concurrent/package-summary.html#Weakly>.

[4] Y. Afek, H. Attiya, D. Dolev, E. Gafni, M. Merritt, and N. Shavit. Atomic snapshots of shared memory. *J. ACM*, 40(4):873–890, Sept. 1993.

[5] A. Agarwal, Z. Liu, E. Rosenthal, and V. Saraph. Linearizable iterators for concurrent data structures. *CoRR*, abs/1705.08885, 2017.

[6] J. H. Anderson. Multi-writer composite registers. *Distributed Comput.*, 7(4):175–195, 1994.

[7] M. Arbel-Raviv and T. Brown. Harnessing epoch-based reclamation for efficient range queries. In *Proc. 23rd ACM Symposium on Principles and Practice of Parallel Programming*, pages 14–27, 2018.

[8] H. Attiya, R. Guerraoui, and E. Ruppert. Partial snapshot objects. In *Proc. 20th Symposium on Parallelism in Algorithms and Architectures*, pages 336–343, 2008.

[9] H. Attiya and E. Hillel. Single-version STMs can be multi-version permissive (extended abstract). In *Distributed Computing and Networking*, 2011.

[10] H. Avni, N. Shavit, and A. Suissa. Leaplist: Lessons learned in designing TM-supported range queries. In *Proc. 2013 ACM Symposium on Principles of Distributed Computing*, pages 299–308, 2013.

[11] D. Basin, E. Bortnikov, A. Braginsky, G. Golan-Gueta, E. Hillel, I. Keidar, and M. Sulamy. KiWi: A key-value map for scalable real-time analytics. In *Proc. 22nd ACM Symposium on Principles and Practice of Parallel Programming*, pages 357–369, 2017.

[12] N. Ben-David, G. E. Blelloch, Y. Sun, and Y. Wei. Multiversion concurrency with bounded delay and precise garbage collection. In *ACM Symposium on Parallelism in Algorithms and Architectures (SPAA)*, 2019.

[13] P. A. Bernstein and N. Goodman. Multiversion concurrency control - theory and algorithms. *ACM Trans. Database Syst.*, 8(4):465–483, Dec. 1983.

[14] G. E. Blelloch, D. Ferizovic, and Y. Sun. Just join for parallel ordered sets. In *ACM Symposium on Parallelism in Algorithms and Architectures (SPAA)*, pages 253–264. ACM, 2016.

[15] A. Brodsky and F. E. Fich. Efficient synchronous snapshots. In S. Chaudhuri and S. Kuten, editors, *ACM Symposium on Principles of Distributed Computing*, pages 70–79, 2004.

[16] N. G. Bronson, J. Casper, H. Chafi, and K. Olukotun. A practical concurrent binary search tree. In *Proc. 15th ACM Symposium on Principles and Practice of Parallel Programming*, pages 257–268, 2010.

[17] T. Brown and H. Avni. Range queries in non-blocking k -ary search trees. In *Proc. 16th International Conference on Principles of Distributed Systems*, volume 7702 of LNCS, pages 31–45, 2012.

[18] T. Brown, F. Ellen, and E. Ruppert. A general technique for non-blocking trees. In *ACM Symposium on Principles and Practice of Parallel Programming (PPOPP)*, pages 329–342, 2014.

[19] J. Cachopo and A. Rito-Silva. Versioned boxes as the basis for memory transactions. *Science of Computer Programming*, 63(2):172–185, 2006.

[20] B. Chatterjee. Lock-free linearizable 1-dimensional range queries. In *Proc. 18th Intl Conf. on Dist. Computing and Networking*, pages 9:1–9:10, 2017.

[21] C. Diaconu, C. Freedman, E. Ismert, P.-A. Larson, P. Mittal, R. Stonecipher, N. Verma, and M. Zwilling. Hekaton: SQL server’s memory-optimized oltp engine. In *ACM SIGMOD International Conference on Management of Data (SIGMOD)*, pages 1243–1254, 2013.

[22] T. Dickerson. Adapting persistent data structures for concurrency and speculation, 2020.

[23] J. R. Driscoll, N. Sarnak, D. D. Sleator, and R. E. Tarjan. Making data structures persistent. *J. Computer and System Sciences*, 38(1):86–124, 1989.

[24] J. R. Driscoll, D. D. K. Sleator, and R. E. Tarjan. Fully persistent lists with catenation. In *ACM-SIAM Symp. on Disc. Algorithms*, pages 89–99, 1991.

- [25] F. Ellen, P. Fatourou, and E. Ruppert. Time lower bounds for implementations of multi-writer snapshots. *J. ACM*, 54(6):30, 2007.
- [26] F. Ellen, P. Fatourou, E. Ruppert, and F. van Breugel. Non-blocking binary search trees. In *ACM Symp. on Principles of Distributed Computing*, 2010. See also Technical Report CSE-2010-04, EECS Department, York University, 2010.
- [27] P. Fatourou, F. E. Fich, and E. Ruppert. Time-space tradeoffs for implementations of snapshots. In J. M. Kleinberg, editor, *ACM Symposium on Theory of Computing (STOC)*, pages 169–178. ACM, 2006.
- [28] P. Fatourou and N. D. Kallimanis. Time-optimal, space-efficient single-scanner snapshots & multi-scanner snapshots using cas. In *ACM Symposium on Principles of Distributed Computing*, page 33–42, 2007.
- [29] P. Fatourou, Y. Nikolakopoulos, and M. Papatriantafidou. Linearizable wait-free iteration operations in shared double-ended queues. *Parallel Processing Letters*, 27(2):1–17, 2017.
- [30] P. Fatourou, E. Papavasileiou, and E. Ruppert. Persistent non-blocking binary search trees supporting wait-free range queries. In *Proc. 31st ACM Symposium on Parallelism in Algorithms and Architectures*, pages 275–286, 2019.
- [31] S. M. Fernandes and J. Cachopo. Lock-free and scalable multi-version software transactional memory. In *ACM Symposium on Principles and Practice of Parallel Programming (PPOPP)*, page 179–188, 2011.
- [32] F. E. Fich. How hard is it to take a snapshot? In *Proc. 31st Conference on Current Trends in Theory and Practice of Computer Science (SOFSEM)*, volume 3381 of LNCS, pages 28–37, 2005.
- [33] K. Fraser. Practical lock-freedom. Technical report, University of Cambridge, Computer Laboratory, 2004.
- [34] W. Golab, L. Higham, and P. Woelfel. Linearizable implementations do not suffice for randomized distributed computation. In *ACM Symposium on Theory of Computing (STOC)*, 2011.
- [35] T. L. Harris. A pragmatic implementation of non-blocking linked-lists. In *International Symposium on Distributed Computing*, pages 300–314, 2001.
- [36] M. P. Herlihy and J. M. Wing. Linearizability: A correctness condition for concurrent objects. *ACM Transactions on Programming Languages and Systems (TOPLAS)*, 12(3):463–492, 1990.
- [37] D. Imbs and M. Raynal. Help when needed, but no more: efficient read/write partial snapshot. *Journal of Parallel and Distributed Computing*, 72(1):1–12, 2012.
- [38] P. Jayanti. f -arrays: Implementation and applications. In *Proc. 21st Symposium on Principles of Distributed Computing*, pages 270–279, 2002.
- [39] P. Jayanti. An optimal multi-writer snapshot algorithm. In *ACM Symposium on Theory of Computing (STOC)*, page 723–732, 2005.
- [40] N. D. Kallimanis and E. Kanellou. Wait-free concurrent graph objects with dynamic traversals. In *Proc. 19th International Conference on Principles of Distributed Systems*, Leibniz International Proceedings in Informatics, 2015.
- [41] P. Kumar, S. Peri, and K. Vidyasankar. A timestamp based multi-version STM algorithm. In *Intl Conf. on Dist. Computing and Networking*, 2014.
- [42] M. M. Michael and M. L. Scott. Simple, fast, and practical non-blocking and blocking concurrent queue algorithms. In *ACM Symposium on Principles of Distributed Computing*, 1996.
- [43] A. Natarajan and N. Mittal. Fast concurrent lock-free binary search trees. In *ACM Symposium on Principles and Practice of Parallel Programming (PPOPP)*, pages 317–328, 2014.
- [44] T. Neumann, T. Mühlbauer, and A. Kemper. Fast serializable multi-version concurrency control for main-memory database systems. In *ACM SIGMOD International Conference on Management of Data (SIGMOD)*, pages 677–689. ACM, 2015.
- [45] Y. Nikolakopoulos, A. Gidenstam, M. Papatriantafidou, and P. Tsigas. A consistency framework for iteration operations in concurrent data structures. In *Proc. IEEE International Parallel and Distributed Processing Symposium*, pages 239–248, 2015.
- [46] Y. Nikolakopoulos, A. Gidenstam, M. Papatriantafidou, and P. Tsigas. Of concurrent data structures and iterations. In *Algorithms, Probability, Networks and Games: Scientific Papers and Essays Dedicated to Paul G. Spirakis on the Occasion of his 60th Birthday*, pages 358–369. Springer, 2015.
- [47] C. H. Papadimitriou and P. C. Kanellakis. On concurrency control by multiple versions. *ACM Transactions on Database Systems*, 9(1):89–99, 1984.
- [48] D. Perelman, R. Fan, and I. Keidar. On maintaining multiple versions in STM. In *ACM Symp. on Principles of Dist. Computing*, pages 16–25, 2010.
- [49] E. Petrank and S. Timnat. Lock-free data-structure iterators. In *Proc. 27th Intl Symposium on Distributed Computing*, pages 224–238, 2013.
- [50] D. R. K. Ports and K. Grittner. Serializable snapshot isolation in PostgreSQL. *Proc. of the VLDB Endowment*, 5(12):1850–1861, Aug. 2012.
- [51] A. Prokopec. Snapqueue: lock-free queue with constant time snapshots. In *Proceedings of the 6th ACM SIGPLAN Symposium on Scala*, pages 1–12, 2015.
- [52] A. Prokopec, N. G. Bronson, P. Bagwell, and M. Odersky. Concurrent tries with efficient non-blocking snapshots. In *Proc. 17th ACM Symposium on Principles and Practice of Parallel Programming*, pages 151–160, 2012.
- [53] D. Reed. Naming and synchronization in a decentralized computer system. Technical Report LCS/TR-205, EECS Dept., MIT, Sept. 78.
- [54] T. Riegel, P. Felber, and C. Fetzer. A lazy snapshot algorithm with eager validation. In *International Symposium on Distributed Computing*, pages 284–298. Springer, 2006.
- [55] N. Sarnak and R. E. Tarjan. Planar point location using persistent search trees. *Commun. ACM*, 29(7):669–679, 1986.
- [56] Y. Sun, G. E. Blelloch, W. S. Lim, and A. Pavlo. On supporting efficient snapshot isolation for hybrid workloads with multi-versioned indexes. *Proceedings of the VLDB Endowment*, 13(2):211–225, 2019.
- [57] Y. Sun, D. Ferizovic, and G. E. Blelloch. PAM: parallel augmented maps. In *ACM Symposium on Principles and Practice of Parallel Programming (PPOPP)*, 2018.
- [58] K. Winblad, K. Sagonas, and B. Jonsson. Lock-free contention adapting search trees. In *Proc. 30th Symposium on Parallelism in Algorithms and Architectures*, pages 121–132, 2018.
- [59] Y. Wu, J. Arulraj, J. Lin, R. Xian, and A. Pavlo. An empirical evaluation of in-memory multi-version concurrency control. *Proceedings of the VLDB Endowment (PVLDB)*, 10(7), Mar. 2017.

A Detailed Proof of Correctness of versioned CAS and camera Objects

A.1 Linearization Points

Given a camera object S and a versioned CAS object O associated with it, in this section, we describe how their operations are linearized, but we defer the detailed proof of Theorem 2 to Appendix A.2.

To state the linearization points, we first introduce some useful terminology. When referring to the variables $O.VHead$ and $S.timestamp$, we often abbreviate them to $VHead$ and $timestamp$. We say that a $VNode$ has a *valid* timestamp at some configuration C if the value of its ts field is not TBD at C . Otherwise, the timestamp of the node is called *invalid*. We use the term *version list* to refer to the list that results from starting at the $VNode$ pointed to by $VHead$ and following the $nextv$ pointers. The *head* of the version list is the $VNode$ pointed to by $VHead$.

The only way to modify the version list is the CAS at Line 46, which swings the $VHead$ pointer to a new $VNode$ whose $nextv$ pointer points to the previous head of the version list. This has the effect of adding the new $VNode$ to the beginning of the version list. Before this can happen, $initTS$ is called to install a valid timestamp in the old head of the version list. This ensures that the only $VNode$ in the version list with an invalid timestamp is the first one. At the time a $VNode$'s timestamp becomes valid, it is therefore still at the head of the version list.

The correctness of $readSnapshot$ operations depends on ensuring that the timestamp associated with a value is current (i.e., in $S.timestamp$) at the linearization point of the $vCAS$ that stored the value in O . So, we linearize a $vCAS$ that adds a $VNode$ to the version list at the time that the timestamp eventually written into that $VNode$ was read from $S.timestamp$. This means that there may be a $VNode$ at the head of the version list before the $vCAS$ that created that $VNode$ is linearized. This is why any other operation that finds a $VNode$ with an invalid timestamp at the head of the version list calls $initTS$ to help install a valid timestamp in it before proceeding. This helping mechanism is crucial in the argument that all of the following linearization points are well-defined and within the intervals of their respective operations.

- A $vCAS$ operation is linearized depending on how it executes.
 - If the $vCAS$ performs a successful CAS on Line 46 that adds a node n to the version list, and n 's timestamp eventually becomes valid, then the $vCAS$ is linearized on Line 21 of the $initTS$ method that makes n 's timestamp valid. Note that this case includes all $vCAS$ operations that return `true` at Line 48.
 - Let h be the value of $VHead$ at Line 41 of a $vCAS$ operation. If the $vCAS$ operation returns on Line 43 or 44,

then it is linearized either at Line 41 if h 's timestamp is valid at that time, or the first step afterwards that makes h 's timestamp valid.

- Finally, consider a $vCAS(oldV, newV)$ operation V that returns `false` on Line 52. This is the most subtle case. The return on Line 52 is only reached when V fails its CAS on Line 46 because some other $vCAS$ operation changed $VHead$ after V read it at Line 41. We linearize the $vCAS$ immediately after the linearization point of the $vCAS$ operation V' that made the *first* such change. (If several $vCAS$ operations that return on Line 52 are linearized immediately after V' , they can be ordered arbitrarily.)
- For a $vRead$ operation that terminates, let h be the $VNode$ read from $VHead$ at Line 37. The $vRead$ is linearized at Line 37 if h 's timestamp is valid at that time, or at the first step afterwards that makes h 's timestamp valid.
- A $readSnapshot$ operation that terminates is linearized at its last step.
- For $takeSnapshot$ operations, let t be the value read from $timestamp$ on line 5. A $takeSnapshot$ operation that terminates is linearized when the value of $timestamp$ changes from t to $t + 1$.

A.2 Proof of Correctness

In this section, we prove that Fig. 1 is a linearizable implementation of versioned CAS and camera objects. First we argue that it suffices to prove linearizability for histories consisting of a single versioned CAS object and a single camera object. Suppose two versioned CAS objects are associated with different camera objects. Then we can prove linearizability for the two sets of objects independently because they do not access any common variables and do not affect each other in terms of sequential specifications. Suppose two versioned CAS objects O_1 and O_2 are associated with the same camera object S . Let H' be a history of operations on these three objects. Furthermore, let H'_1 be the history H' restricted to only operations from S and O_1 , and similarly, let H'_2 be the history H' restricted to only operations from S and O_2 . We will define the linearization points of S so that they are not affected by operations on O_1 or O_2 . Therefore, showing that both H'_1 and H'_2 are linearizable is sufficient for showing that H' is linearizable because S will be linearized the same way in both H'_1 and H'_2 .

Let H be a history of a versioned CAS object O and a camera object S . We assume that S and O are initialized by their constructors (Line 3 and 15, respectively) before the beginning of H . We assume this history satisfies the precondition (described in Definition 1) that whenever $readSnapshot(ts)$ is invoked, there must be a completed $takeSnapshot$ operation that returned ts . When referring to the variables $O.VHead$ and $S.timestamp$, we will often abbreviate them to $VHead$ and $timestamp$.

We first introduce some useful terminology. We say that a VNode has a *valid* timestamp at some configuration C if the value of its `ts` field is not TBD at C . Otherwise, the timestamp of the node is called *invalid*. We use the term *version list* to refer to the list that results from starting at the VNode pointed to by VHead and following the `nextv` pointers. The *head* of the version list is the VNode pointed to by VHead.

A *modifying* vCAS operation is one that performs a successful CAS on line 46. Due to the if statement on line 44, if $\text{vCAS}(\text{oldV}, \text{newV})$ is a modifying vCAS operation, then $\text{oldV} \neq \text{newV}$. Note that modifying vCAS operations can return only on line 48 and any operation that returns on line 48 is a modifying vCAS. A vCAS is *successful* if it is a modifying vCAS or if it returns `true` at line 44. Otherwise, it is *unsuccessful*.

We first show that the only change to a version list is inserting a VNode at the beginning of it.

Lemma 3. *Once a VNode is in the version list, it remains in the version list forever.*

Proof. The only way to change a version list is a successful CAS at line 46, which changes VHead from `head` to `newN`. When this happens, $\text{newN} \rightarrow \text{nextv} = \text{head}$, so all VNodes that were in the version list before the CAS are still in the version list after the CAS. \square

It is easy to check that every time we access some field of an object via a pointer to that object, the pointer is not NULL. VHead always points to a VNode after it is initialized on Line 17 of O 's constructor. It follows that every call to `initTS` is on a non-null pointer. The precondition of `readSnapshot(ts)` ensures that `ts` is a timestamp obtained from S after O was initialized and is therefore greater than or equal to the timestamp that O 's constructor stored in the initial VNode of the version list. Thus, the `readSnapshot` will stop traversing the version list when it reaches that initial VNode, ensuring that node is never set to NULL on line 34.

Linearization Points.

Before we can define the linearization points, we need a few simple lemmas that describe when VNodes have valid timestamps. We start with an easy lemma about `initTS`.

Lemma 4. *The following hold:*

1. *Before `initTS` is called on a VNode, VHead has contained a pointer to that VNode.*
2. *After a complete execution of `initTS` on some VNode, that VNode's timestamp is valid.*

Proof. All calls to `initTS` are done on a pointer that has either been read from VHead or successfully CASed into VHead. Once a timestamp is valid, it can never be modified again, since only a CAS on line 22 modifies the `ts` variable of any VNode. The CAS on Line 22 can fail only if the `ts` variable is already a valid timestamp. \square

Lemma 5. *In every configuration C , the only VNode in the version list that can have an invalid timestamp is the head of the version list.*

Proof. No VNode's `nextv` pointer changes after the VNode is created, so the only way the version list can change is when VHead is updated. Moreover, no VNode's timestamp ever changes from valid to invalid. So, we must only show that updates to VHead preserve the claim.

The value of VHead changes only when a successful CAS is executed on Line 46 of an instance of vCAS. Consider any such successful CAS by some process p and assume the claim holds in the configuration before the CAS to show that it holds immediately after the CAS. This CAS changes VHead from `head` to `newN`. By the initialization of `newN` on Line 45, that VNode's `nextv` pointer is `head`. So, we must show that `head` and all VNodes reachable from `head` by following `nextv` pointers have valid timestamps when the CAS occurs. Before executing this CAS, p executes `initTS(head)`, so, by Lemma 4(2), that VNode's timestamp is valid at the time that the CAS is executed. Since the CAS is successful, VHead was equal to `head` immediately before the CAS, so all nodes reachable from that VNode had valid timestamps, by our assumption. \square

The next lemma is used to define the linearization point of a modifying vCAS.

Lemma 6. *Suppose an invocation of `initTS` makes the timestamp of some VNode n valid. Then, n is the head of the version list when that `initTS` executes Line 21 and 22.*

Proof. By Lemma 4(1), every call to `initTS` is on a pointer that has previously been in VHead, so n has been in the version list before `initTS` is called. By Lemma 3, n is still in the version list when Line 21 and 22 are executed. By Lemma 5, n remains at the head of the version list until its timestamp becomes valid when `initTS` performs Line 22. \square

We are now ready to define linearization points. As we define them, we argue that the linearization point of each operation is well-defined and within the interval of the operation.

- A vCAS operation is linearized depending on how it executes.
 - If the vCAS performs a successful CAS on Line 46 that adds a node n to the version list, and n 's timestamp eventually becomes valid, then the vCAS is linearized on Line 21 of the `initTS` method that makes n 's timestamp valid. Lemma 6 implies that the linearization point occurs after the vCAS adds n to the version list at Line 46. If the vCAS terminates, it first calls `initTS` on n at line 47, so Lemma 4(2) ensures the vCAS is linearized and that the linearization point comes before the end of that `initTS`.

- Let h be the value of $VHead$ at Line 41 of a $vCAS$ operation. If the $vCAS$ operation returns on Line 43 or 44, then it is linearized either at Line 41 if h 's timestamp is valid at that time, or the first step afterwards that makes h 's timestamp valid. Lemma 4(2) ensures this step exists and is within the interval of the $vCAS$, since $initTS$ is called on h at line 42.
- Finally, consider a $vCAS(oldV, newV)$ operation V that returns `false` on Line 52. This is the most subtle case. The return on Line 52 is only reached when V fails its CAS on Line 46 because some other $vCAS$ operation changed $VHead$ after V read it at Line 41. We linearize the $vCAS$ immediately after the $vCAS$ operation V' that made the *first* such change. (If several $vCAS$ operations that return on Line 52 are linearized immediately after V' , they can be ordered arbitrarily.)

To argue that this linearization point is well-defined, we must show that the $VNode$ n that V' added to the version list gets a valid timestamp, so that V' is assigned a linearization point as described in the first paragraph above. By Lemma 3, n is still in the version list when V reads $VHead$ at Line 51. If n is no longer at the head of the version list, then n 's timestamp must be valid, by Lemma 5. Otherwise, if n is still the head of the version list, then n 's timestamp is guaranteed to be valid after V calls $initTS$ on n (Line 51), by Lemma 4(2). So, in either case, V' is assigned a linearization point, which is before the timestamp of n becomes valid. Thus, V' (and therefore V) is linearized before the end of V . Lemma 6 implies that the linearization point of V' (and therefore of V) is after V' adds n to the version list, which is after V reads $VHead$. This proves that V 's linearization point is inside the interval of V .

- For a $vRead$ operation that terminates, let h be the $VNode$ read from $VHead$ at Line 37. The $vRead$ is linearized at Line 37 if h 's timestamp is valid at that time, or at the first step afterwards that makes h 's timestamp valid. Lemma 4(2) ensures that this step exists and is during the interval of the $vRead$, since the $vRead$ calls $initTS$ on h at Line 38.
- A $readSnapshot$ operation that terminates is linearized at its last step.
- For $takeSnapshot$ operations, let t be the value read from `timestamp` on line 5. A $takeSnapshot$ operation that terminates is linearized when the value of `timestamp` changes from t to $t + 1$. We know that this occurs between the execution of Line 5 and 6: either the $takeSnapshot$ operation made this change itself if the CAS at line 6 succeeds, or some other $takeSnapshot$ operation did so, causing the CAS on line 6 to fail.

Note that all operations that terminate are assigned linearization points. In addition, some $vCAS$ operations that do not terminate are assigned linearization points.

Proof that Linearization Points are Consistent with Responses Recall that H is the history that we are trying to linearize. In the rest of this section, we prove that each operation returns the same response in H as it would if the operations were performed sequentially in the order of their linearization points.

Lemma 7. *Assume $VHead$ points to a node h in some configuration C . If $h.ts$ is valid in C then either h is the $VNode$ created by the constructor of O , or the $vCAS$ that created h is linearized before the configuration that immediately precedes C .*

Proof. Suppose $h.ts$ is valid in C but h is not the $VNode$ created by the constructor of O . Then h is created by some $vCAS$ operation V that added h to the head of the version list. Since $h.ts$ is valid in C , some step prior to C set $h.ts$ by executing Line 22. The linearization point of V is at the preceding execution of Line 21. Thus, the linearization point precedes the configuration before C . \square

We define the *value of the versioned CAS object in configuration C* to be the value that a versioned CAS object would store if all of the $vCAS$ operations linearized before C are done sequentially in linearization order (starting from the initial value of the versioned CAS object). The following crucial lemma describes how the value of the versioned CAS object is represented in our implementation. It also says that the responses returned by all $readSnapshot$ and $vCAS$ operations are consistent with the linearization points we have chosen.

Lemma 8. *In every configuration C of H after the constructor of the versioned CAS object has completed,*

1. *if $VHead$ points to the $VNode$ created by the constructor of the versioned CAS object, then $VHead \rightarrow val$ is the value of the versioned CAS object,*
2. *if the linearization point of the $vCAS$ that created the first node in the version list is before C , then $VHead \rightarrow val$ is the value of the versioned CAS object, and*
3. *otherwise, $VHead \rightarrow nextv \rightarrow val$ is the value of the versioned CAS object.*

Moreover, each $vRead$ and $vCAS$ operation that is linearized at or before C returns the same result in H as it would return when all operations are performed sequentially in their linearization order.

Proof. We prove this by induction on the length of the prefix of H that leads to C . In the configuration immediately after the constructor of the versioned CAS object terminates, $VHead \rightarrow val$ stores the initial value of the versioned CAS object.

Since `nextv` and `val` fields of a $VNode$ do not change after the $VNode$ is created, we must only check that the invariant

is preserved by steps that modify VHead or are linearization points of vCAS operations (which may change the value of the versioned CAS object) or vRead operations. We consider each such step s in turn and show that, assuming the claim holds for the configuration C before s , then it also holds for the configuration C' after s .

First, suppose s is a successful CAS on VHead at line 46 of a vCAS operation. It changes VHead from head to newN, where newN->next = head. By Lemma 5, head->ts is valid when this CAS occurs, since head becomes the second node in the version list. By our assumption, the value of the versioned CAS object prior to the CAS is head->val. Since this step is not the linearization point of any vCAS operation, the value after the CAS is still head->val. By Lemma 4(1) initTS is only called on a pointer that has been in VHead previously, and newN has never been in VHead before this CAS, we know that newN->ts is TBD. So the invariant holds after the CAS, since VHead->nextv->val = head->val.

Now, consider a step s that is the linearization point of a modifying vCAS(oldV, newV), which we denote V , possibly followed by the linearization points of some other vCAS operations that return false on Line 52. Since V is a modifying vCAS, it added a new VNode n_1 to the head of the version list in front of node n_2 . This happens after V checks that $n_2.val = oldV \neq newV$ on Line 43–44 and sets $n_1.nextv$ to point to n_2 and sets $n_1.val$ to newV on Line 45. By Lemma 6, n_1 is still the head of the version list when step s occurs. So in the configuration C before s , the value in the versioned CAS object is $n_2.val = oldV$, by our assumption that the claim holds in C . Thus, when V occurs in the sequential execution, it returns true and changes the value of the versioned CAS object to newV. Note that VHead->val = newV in C' . It remains to check that all other vCAS operations that return false at line 52 and are linearized immediately after V should return false in the sequential execution and therefore do not change the value of the versioned CAS object. Consider any such vCAS V' of the form vCAS(oldV', newV'). By the definition of the linearization point of V' , V makes the first change to VHead after V' reads it on Line 41. So, V' must have read a pointer to n_2 on Line 41. Since V' returns false at Line 52, it must have seen $n_2.val = oldV'$ at Line 43. Thus, $oldV' = n_2.val = oldV \neq newV$, so when each of the vCAS operations V' is executed sequentially in linearization order, it should return false and leave the state of the versioned CAS object equal to newV. The claim for C' follows.

Finally, consider a step s that is the linearization point of one or more vRead operations or vCAS operations that return at Line 43 or 44. Consider any such operation op . Let h be the node at the head of the version list when op reads VHead at Line 37 or 41. Then s is either this read or a subsequent execution of Line 22 that makes h 's timestamp valid. Either way, VHead points to h in C' , by Lemma 6. By Lemma 7, either case (1) or (2) of the claim applies to configuration C . Either way, the value of the versioned CAS object in C

is $h.val$. If op is a vRead, then it returns $h.val$ as it should. If op is a vCAS that returns false at Line 43, it would do the same in the sequential execution in linearization order because op reads the state of the versioned CAS object in C' from $h.val$ on Line 43 and sees that it does not match its oldV argument. If op returns true at Line 44, it would also return true when performed in linearization order because the state of the versioned CAS object in C' matches both op 's oldV and newV values. In all cases the value of the versioned CAS object does not change as a result of op , so it is still $h.val$ in C' , and the invariant is preserved. \square

The following observation follows directly from the way modifying vCAS operations are linearized.

Observation 9. *Consider a VNode n that was added to the version list by a modifying vCAS V . If the timestamp of n is valid, then $n.ts$ stores the value of $S.timestamp$ at the linearization point of V .*

The following key lemma asserts that version lists are properly sorted.

Lemma 10. *The modifying vCAS operations are linearized in the order they insert VNodes into the version list.*

Proof. Consider any two consecutive VNodes n_1 and n_2 in the version list, where n_1 is inserted into the list before n_2 , and let V_1 and V_2 be the vCAS operations that inserted n_1 and n_2 to the list, respectively. Recall that the linearization point of a modifying vCAS is at the read of the timestamp (Line 21) of the initTS call that validates the timestamp on the VNode that this vCAS appended to the version list. In particular, a modifying vCAS is linearized after it inserts its VNode into the list (since initTS cannot be called on a VNode before it is inserted, by Lemma 4(1)), but before its VNode is assigned a valid timestamp on Line 22 of initTS. By Lemma 5, a VNode is assigned a valid timestamp before it is replaced as the head of the version list. That is, V_1 must be linearized before n_1 's timestamp was valid, and n_1 's timestamp became valid before n_2 was added to the list. Furthermore, V_2 was linearized after n_2 was added to the list. Therefore, V_1 is linearized before V_2 . \square

Now, we prove our main theorem which says that our versioned CAS and camera algorithms are linearizable and have the desired time bounds.

Proof (Theorem 2). We show that the return values of each operation is correct with respect to their linearization points. For vCAS and vRead operations, this follows from Lemma 8.

We prove this for takeSnapshot and readSnapshot simultaneously. Suppose a $S.takeSnapshot$ operation T returns a timestamp t , which is passed into a $O.readSnapshot$ operation R . We show that R returns the value of O at the linearization point of T . Let h be the value of VHead on line 32 of R . The timestamp of h is valid after line 33 of R , and

by Lemma 5, the timestamps of all the nodes in the version list starting from h are valid. This means that on line 34, `node->ts` is never TBD. Let n be the value of `node` at the last line of R and let V be the modifying vCAS operation that appended n . We know that n is the first node in the version list starting from h with timestamp less than or equal to t . Since T is linearized when `S.timestamp` gets incremented from t to $t+1$, by Observation 9, V is linearized before the linearization point of T . Since R returns the value written by V , it suffices to show that no modifying vCAS operation gets linearized between the linearization points of V and T . By Lemma 10, modifying vCAS operations are linearized in the order they appended VNodes to the version list. Therefore, for all nodes that are older than n in the version list, their modifying vCAS operations are linearized before the linearization point of V . Next, we show that all nodes in the version list that are newer than n are linearized after T . From the while loop on line 34, we can see that all nodes that lie between h and n (including h , excluding n) have timestamps are larger than t . All nodes in the version list that are newer than h also have timestamp larger than t because they are appended after line 32 of R and `S.timestamp` is already greater than t at this step. Therefore, by Observation 9, all nodes in the version list newer than n are linearized after the linearization point of T . This means V is the last modifying vCAS operation to be linearized before the linearization point of T , as required.

The bounds on the step complexity of the operations can be derived trivially by inspection of the pseudocode. \square

B Adding Linearizable Queries to Concurrent Data Structures

In this section, we show how to use versioned CAS objects to extend a large class of concurrent data structures that are implemented using reads and CAS primitives to support linearizable wait-free queries. Throughout the section we also use NBBST as an example to show how our approach works. The idea of this construction is to replace CAS objects with their versioned counterparts, and to use this to obtain *snapshots* of the concurrent data structure. We can then run queries on the obtained snapshot, without worrying about concurrent updates to the data structure.

The techniques in this section are general. For many data structures, they allow translating any read-only operation on a sequential data structure into a linearizable query on the corresponding concurrent data structure. To achieve this generality, the techniques go through multiple layers of abstraction. To make it more concrete, we show examples of how to add specific linearizable queries to the Michael and Scott queue [42] and NBBST tree [26] in Appendix E.

We present this construction in two parts. First, we define the concept of *solo linearizable* queries. A *query* operation is an operation that does not modify the shared state (i.e., it is read-only). A *solo linearizable query* (or *solo query*) is a query

operation that is only guaranteed to be correct if it is run solo. Intuitively, a solo query is one that can run on a “snapshot” of a concurrent data structure, and it never changes the current state of the data structure. They may be invoked while other operations are pending, but once invoked, they need to run to completion without any other process taking steps during their interval. Section B.1 describes how to transform a concurrent data structure that supports solo queries (which we refer to as a *solo linearizable* data structure) into a fully linearizable one using our versioned CAS objects. However, most concurrent data structures in the literature do not come with solo queries. In Section B.2, we discuss how to add solo query operations to a given linearizable data structure.

Definition 11. We denote by $\mathcal{H}(D, Q)$ the set of histories of concurrent data structure D in which every operation instance from some set of query operations Q is run solo.

Definition 12. A concurrent data structure D is *linearizable with solo queries* Q if every history $H \in \mathcal{H}(D, Q)$ is linearizable. A query $q \in Q$ is called a *solo linearizable* query on D . With clear context of solo queries Q , we call D a *solo linearizable data structure*.

The running time of a solo query may depend on the concurrent state at which it is run. We denote by $T(q, C)$ the running time (number of steps) of a solo query q at concurrent state C of the data structure.

B.1 Making Solo Queries Fully Linearizable

We now show how to transform a solo linearizable data structure D , implemented with CAS objects, that has a set of solo queries Q_D , into a fully linearizable data structure D_ℓ . Let L_D be the operations of D that are not in Q_D . The transformation uses our versioned CAS objects in place of the regular CAS objects of D . It preserves all existing correctness guarantees (e.g., linearizability, strong linearizability, sequential consistency) and progress guarantees (e.g., wait-freedom, lock-freedom) of the operations in L_D . Furthermore, it preserves the running time of operations of L_D up to constant factors. The time complexity of a linearizable query $q \in Q_D$ in D_ℓ is bounded by q 's time complexity in D , plus a contention term.

Construction 13. To obtain D_ℓ we replace every CAS object with a versioned CAS object, initialized with the same value. All versioned CAS objects are associated with a single camera object. Each CAS or read by an operation in L_D on a CAS object is replaced by a vCAS or vRead (respectively) on the corresponding versioned CAS object. To perform a solo query operation $q \in Q_D$ in D_ℓ , a process p first executes `takeSnapshot` on the camera object, to obtain a handle h . Then, for any CAS object in D that q would have accessed, p performs `readSnapshot(h)` on the corresponding versioned CAS object. Recall that all operations in Q_D are read-only, and thus never perform a CAS.

For this construction to be legal, we must show that the precondition for $\text{readSnapshot}(h)$ holds. Namely, we need to show that $\text{readSnapshot}(h)$ is never called on a versioned CAS object that was created after the handle h was produced. Intuitively, this is satisfied since no versioned CAS object that was created after h can be reachable in the data structure through version nodes with timestamp h or earlier, which are the only version nodes that a query reads. The following claim makes the argument more formal.

Claim 14. *In Construction 13, no versioned CAS object O is ever accessed using a $\text{readSnapshot}(h)$ operation where h was produced before C was created.*

Proof. Consider a query operation $q \in Q_D$ that uses handle h to run on a data structure D_ℓ as prescribed by Construction 13. We say that a versioned CAS object is *new* if it was created after h was produced, and *old* otherwise. Assume by contradiction that q accesses a new vCAS object O_{new} . O_{new} must be reachable from the root of D_ℓ for q to access it. Note that by the way D_ℓ is initialized, the root must be an old versioned CAS object. Without loss of generality, assume O_{new} is the first new object that q accesses in its execution. O_{new} must be pointed to by some old versioned CAS object O_{old} , through which q accessed O_{new} . Since the only updates to versioned CAS objects are via vCAS operations, O_{old} must have been updated with a vCAS to point to O_{new} , thereby creating a new version of O_{old} . Note that since O_{new} was created after h , this update must have also happened after h was produced, and therefore the version of O_{old} that points to O_{new} has a timestamp larger than h . So, q executing $\text{readSnapshot}(h)$ on O_{old} would not access the version pointing to O_{new} , but some older version instead. This contradicts the fact that q reaches O_{new} . \square

Using Construction 13, we can make solo queries linearizable with the bounds specified in the following theorem.

Theorem 15. *Given a concurrent data structure D with a set of linearizable operations L_D and a set of solo query operations Q_D . Construction 13 produces a linearizable data structure D_ℓ that supports operations from both L_D and Q_D . This construction maintains the following properties:*

- *Operations from L_D have the same progress properties in D_ℓ as in D , and their runtimes are increased by only a constant factor.*
- *Each operation $q \in Q_D$ costs $O(T(q, C_\ell) + W \cdot A)$ where C_ℓ is the concurrent state at which q executes the takeSnapshot operation, W is the number of vCAS operations concurrent with q on memory locations accessed by q in the execution, and A is the maximum number of repeated accesses to the same object by the query.*

The proof is in Appendix C. We note that in most cases, the number of accesses that a query executes to the same object is 1 (or a small constant). If not, this bound can be

improved by caching the values read from the data structure locally to avoid the extra overhead of reading it repeatedly from the concurrent data structure.

B.2 Adding Solo Queries to Linearizable Data Structures

Concurrent data structures in the literature are usually designed to support a set of operations that are all linearizable. Thus, the question of whether solo linearizable operations can be easily incorporated is generally not considered when designing these data structures. Is it always possible to run queries in a linearizable manner on a snapshot of any given data structure? How efficient can such queries be? In this section, we address these questions.

While designing queries to run solo is certainly much simpler than designing them to be linearizable in the concurrent setting, it is still not as easy as designing queries for a sequential data structure. This is because, in some cases, linearization points cannot be uniquely determined from the state of shared memory; instead, the linearization points may only be determined at the end of the execution, since they can depend on future events. If this is the case, a query that is run solo cannot determine whether a pending update operation has linearized or not, and, since the query may not change the state, it cannot enforce a placement of the linearization point. Herlihy and Wing [36] describe a queue implementation in which the linearization order of the enqueue operations depends on future dequeue operations. For that algorithm, no solo query is possible. Herlihy and Wing [36] point out that the difficulty in this scenario is the absence of an *abstraction function* from states of the implementation to states of the abstract data type being implemented. We therefore define the notion of *direct linearizability*, which intuitively means that there is always such a mapping from every concurrent state in an execution of the concurrent data structure to the abstract state of the abstract data type being implemented.

Definition 16. *An abstraction function of a solo linearizable data structure D with solo queries Q that implements an abstract data type A , is a function $F : C_D \rightarrow C_A$ from concurrent states of D to abstract states of A such that for every history $H \in \mathcal{H}(D, Q)$, there exists a linearization of E such that:*

1. F maps the initial state of D to the initial state of A (i.e., $F(C_D^{init}) = C_A^{init}$).
2. If a concurrent state of D , $C_{D,2}$ can be obtained from another concurrent state $C_{D,1}$ in H without the linearization of any operation between $C_{D,1}$ and $C_{D,2}$, then they map to the same abstract state (i.e., $F(C_{D,1}) = F(C_{D,2})$).
3. If a concurrent state of D , $C_{D,2}$ can be obtained from another concurrent state $C_{D,1}$ in H where operations, op_1, \dots, op_k , linearized between $C_{D,1}$ and $C_{D,2}$ in this

order, then $F(C_{D,2})$ is the state of A that is obtained from applying $op_1 \dots op_k$ in this order to $F(C_{D,1})$.

Intuitively, the abstraction function respects the linearization points in the execution of D . At first glance, it seems like the abstraction function’s behavior is determined solely by the update operations from D . However, query operations do have an indirect impact because they can affect the linearization points of the update operations, which affects the behavior of the abstraction function. When the definition is applied to fully linearizable data structures, $Q = \emptyset$, so $\mathcal{H}(D, Q)$ is the set of all histories of D .

Definition 17. A linearizable data structure is said to be *directly linearizable* if it has an abstraction function.

Direct linearizability is reminiscent of *strong linearizability* [34]. Strong linearizability requires that the linearizations can be chosen for histories in a *prefix-preserving* way: for a prefix H_p of a history H , the linearization of H_p must be a prefix of the linearization of H . Thus, future events cannot determine whether a given step in the execution was a linearization point or not. Intuitively, direct linearizability requires that update operations be strongly linearizable, but does not require the same behavior from query operations (that do not change the high-level state). Furthermore, while strong linearizability only requires this “prefix preserving” behavior for parts of the state that can be observed by operations of the data structure, direct linearizability imposes this behavior on the entire shared state, regardless of the interface through which operations of the data structure can access it. Appendix D shows that strong and direct linearizability are incomparable. However, all strongly linearizable data structures that we are aware of are also directly linearizable.

Consider the NBBST binary search tree [26] outlined in Section 4. Recall that NBBST implements the *ordered set* abstract data type, with keys as elements. To avoid special cases, the tree includes two leaves containing dummy keys.

Proposition 18. Consider the function $F : C_E \rightarrow C_A$ that maps concurrent states of the NBBST BST to states of the ordered set abstract data type as follows. Given a concurrent state C_E of NBBST, $F(C_E)$ is the set of keys in leaf nodes reachable from the root in C_E except for the two dummy keys. F is an abstraction function of NBBST.

Proof. This theorem is proved as Lemmas 29 and 30 in the technical report [26], so we just sketch it here. Initially, the tree has only the two leaves containing the dummy keys, which F maps to the empty set, as desired. Each $\text{Insert}(k)$ that modifies the tree is linearized at the child CAS that adds a leaf containing k to the tree (and it is shown that k was not present in the tree before this change). Similarly, each $\text{Delete}(k)$ that modifies the tree is linearized at the child CAS that removes a leaf containing k from the tree. Each $\text{Insert}(k)$ that returns `false` is linearized when k is in a leaf of the tree, and each $\text{Delete}(k)$ that returns `false`

is linearized when there is no leaf containing k , so these operations have no effect on the tree or on the abstract state of the set. Each terminating $\text{Find}(k)$ returns `true` if and only if k appears in some leaf at the linearization point of the Find . It follows that each operation is linearized so that its effect on the set of keys stored in leaves exactly matches its effect on the abstract state of the ordered set that the tree implements. \square

Abstraction functions can help us both design solo queries and prove their correctness. It is often helpful to reason about solo queries based on how they behave on each concurrent state. For this purpose, we present the following definition.

Definition 19. Let op be an operation from a concurrent data structure D and let C be a reachable concurrent state, we define $op(C)$ to be the response value of op when run solo on concurrent state C .

Now we present a proof technique for showing that a read-only operation q is a solo query. Consider a concurrent data structure D that implements an abstract data type A and is linearizable with solo queries Q . Suppose D has an abstraction function F . We add a query operation q_A to A to get the ADT A' and we add q to D to get D' . Our goal is to show that D' is an implementation of A' that is linearizable with solo queries $Q \cup \{q_A\}$. The following observation says that it suffices to show $q(C) = q_A(F(C))$ for all reachable concurrent states C .

Observation 20. If $q(C) = q_A(F(C))$ for any reachable concurrent state C , then D' is an implementation of A' that is linearizable with solo queries $Q \cup \{q_A\}$. Furthermore, in this case, F is still an abstraction function for D' .

Note that the set of reachable concurrent states for D does not change when we add a read-only operation q_A to D . The fact that F is still an abstraction function for D' is important because it allows us add solo queries one at a time. This is summarized by the following observation.

Observation 21. Suppose two data structures have the exact same linearizable operations L , but different solo queries Q_1 and Q_2 . If the same abstraction function works for both queries, then adding Q_2 to the first data structure results in a new data structure that is linearizable with solo queries $Q_1 \cup Q_2$.

Next, we show how to use the abstraction function as a guide for designing solo queries. If the abstraction function is computable and there is some way of viewing/traversing the state of shared memory, then an easy, but not necessarily efficient, method would be to first traverse the state of D , then use the abstraction function to arrive at an abstract state, and finally compute the query on the abstract state. This query literally computes $q_A(F(C))$, so we can apply Observation 20. This is inefficient, since traversing the entire concurrent state often takes much longer than executing

the query. We show examples of how to compute queries designed for a sequential version of the data structure on a concurrent state.

B.2.1 Solo queries for NBBST Consider the NBBST. The concurrent state of the NBBST includes a lot of information used to coordinate concurrent updates. By removing everything except the root pointer, the key, left, right fields of each Internal node, and the key fields of each Leaf node, we end up with a standard leaf-oriented BST (with child pointers, but no parent pointers). This means that sequential read-only queries that work on a leaf-oriented BST, such as predecessor or range queries, can be run on the NBBST as is, because they only access fields that we keep. In the following theorem, we show that these read-only queries can be added to the NBBST as solo queries without any modification.

Theorem 22. *Let Q be a set of read-only, sequential operations on a leaf-oriented BST implementing a set of abstract queries Q_A . Let A' be an ADT that supports ordered set operations as well as queries from Q_A . Adding the operations in Q , without modification, to the NBBST yields a concurrent implementation of A' that is linearizable with solo queries Q .*

Proof. Let F be the abstraction function from Proposition 18 for NBBST. Pick any $q \in Q$ and let $q_A \in Q_A$ be the abstract operation that it implements. Our goal is to show that $q(C) = q_A(F(C))$ for all reachable concurrent states C . Then we can apply Observations 20 and 21 to complete the proof.

We begin by defining a mapping F_A from states of leaf-oriented BSTs to states of A and a mapping F_I from concurrent states to states of a leaf-oriented BST. (The I in F_I stands for intermediate state because it is in between the abstract state and the concurrent state.) For F_A we use the textbook mapping which maps an leaf-oriented BST to the set of keys that appear in its leaves. Given an leaf-oriented BST state S , return value of q on state S (denoted $q(S)$) equals $q_A(F_A(S))$. To compute the mapping F_I , we start with a concurrent state and remove everything except the root pointer, the key, left, right fields of each Internal node, and the key fields of each Leaf node. Since q only accesses the fields that we keep, it cannot tell the difference between running on a concurrent state C and running on $F_I(C)$. Therefore $q(C) = q(F_I(C))$. It is easy to verify that $F = F_A \circ F_I$ and this completes the proof because $q(C) = q(F_I(C)) = q_A(F_A(F_I(C))) = q_A(F(C))$. \square

We apply Construction 13 on top of Theorem 22 to get a data structure D_ℓ that supports insert, delete, and find, as well as linearizable implementations of any query for which there is a read-only sequential algorithm. By Theorem 15, we maintain the efficiency of insert, delete, and find up to constant factors and for each new query operations in D_ℓ , it is wait-free and its runtime is proportional to the sequential cost of the query plus $W \cdot A$, where W is the number of vCAS operations that occur during the query and that operate

on objects accessed by the query, and A is the maximum number of repeated accesses to the same object by the query. Most read-only, sequential operations on a leaf-oriented BST, such as predecessor and range_query, can be written so that each query accesses a memory location no more than a constant number of times. For such operations, the added cost is just $O(W)$. For example, consider a range_query operation that computes the list of keys within a certain range. If we start with a sequential implementation that takes $O(h + k)$ time, where h is the height of the BST and k is the number of keys within the specified range, then the corresponding concurrent query in D_ℓ would take $O(h' + k + W)$ time, where h' is the height of the concurrent tree at the linearization point of the operation.

The NBBST is an easy example because the function F_I from the proof of Theorem 22 is essentially an identity function. We show a more complicated example with Harris's linked list in Appendix F. With an appropriately defined F_I , the proof structure we used for Theorem 22 works for Michael and Scott's queue [42], Harris's linked list [35], Natarajan and Mittal's BST [43], and chromatic BSTs [18]. For these algorithms, we need to slightly modify the sequential, read-only operations to make them solo queries. The mapping F_A is always defined to be the standard mapping from sequential to abstract state and the key property to prove is that $F = F_A \circ F_I$.

C Proof of Theorem 15

Proof. We construct D_ℓ from D as described by Construction 13. We want to show that D_ℓ is a linearizable implementation of the data structure D with all of its operations in Q_D and L_D . We do so by mapping each history H_ℓ of D_ℓ to a history H of D in which all solo linearizable queries are run in isolation, and in which all read and CAS operations return the same values as the readSnapshot, vRead and vCAS operations in H_ℓ . Furthermore, H_ℓ and H will have the exact same high-level history.

Given a history H_ℓ of D_ℓ , we map it to a history H of D as follows. (1) For every query operation $q \in Q_D$ we move all readSnapshot(h) operations executed by q to appear immediately after the takeSnapshot that returned h , in the same order. We then remove the takeSnapshot, and replace all readSnapshot(h) operations with reads of the corresponding CAS objects of D . (2) For every vRead or vCAS operation that appears in H_ℓ , we simply map it to a read or CAS (respectively) on the corresponding CAS object in D , without moving it in the history.

Note that by the definition of the versioned CAS object, vRead and vCAS behave the same as read and CAS in CAS objects. Furthermore, note that the only operations that are moved in H_ℓ to form H are readSnapshot operations, which do not affect the state of the versioned CAS object they operate on. Thus, all read and CAS operations in H return the

same values that their corresponding `vRead` and `vCAS` operations returned in H_ℓ . Recall from the definition of the versioned CAS object that `readSnapshot(h)` always returns the value of the versioned CAS object it operates on at the time that handle h was produced. Thus, a read of a CAS object in H executed at the concurrent state at which the handle h was produced returns the same value as the `readSnapshot(h)` operation anywhere in the history H_ℓ .

Since D is a solo linearizable data structure and H is a legal history of D in which all solo operations run in isolation, H is a linearizable history. Since all operations in H return the same values as they return in H_ℓ , H_ℓ is also linearizable. Furthermore, we can linearize any operation $\ell \in L_D$ in H_ℓ at the same step as it linearizes in H (where we map steps of H_ℓ to steps of H in the same way as above), and any operation $q \in Q_D$ at its `takeSnapshot` operation.

To show the required running time bounds, note that operations in D and operations in D_ℓ access the same number of base objects. The difference in running time for operations in L_D is strictly due to the time it takes to access the versioned CAS object for `vCAS` and `vRead` operations. By Theorem 2, this amounts to constant overhead. Operations $q \in Q_D$ execute one `takeSnapshot` operation, which takes constant time, and then replace every read they would do in the implementation of D with a `readSnapshot(h)` where h is the handle returned by the `takeSnapshot`. By Theorem 2, the running time of each `readSnapshot(h)` is proportional to the number of successful `vCAS` operations on that object since h was produced. Note that all such `vCAS` operations on all versioned CAS objects that the query accesses are concurrent with the query itself. Thus, we get our desired time bounds. \square

D Relationship of Strong Linearizability to Direct Linearizability

Strong linearizability was introduced by Golab, Higham and Woelfel [34] to provide a stronger guarantee that permits reasoning about concurrent executions that involve randomness. At first glance, it seems that this condition might be what is required for our approach to be applicable. We show here that strong linearizability is *not* comparable to direct linearizability (defined in Definition 17), which is the property required for our approach.

Intuitively, an implementation is strongly linearizable if linearization points for each operation can be chosen as the execution proceeds, without needing to know what happens later in the execution. (See [34] for the formal definition; the informal definition will suffice for this discussion.)

We first show that strong linearizability does not imply direct linearizability. Consider a non-deterministic ADT A stores a single bit and provides the following two operations. `Write-random-bit`, which sets the bit to either 0 or

1, non-deterministically, and returns *ack*). `Read` simply returns the current value of the bit. Let D be an implementation that delays the choice of the random bit written by a `write-random-bit` until the first subsequent read operation. More precisely, D uses a writable CAS object X with three possible states, $\perp, 0, 1$. A `write-random-bit` operation simply writes \perp into X . A read does a `CAS(X, \perp , $\text{random}(0, 1)$)` and returns the new value if the CAS is successful, or the old value if the CAS is unsuccessful. Since each operation performs only one shared-memory access in D , that access must serve as the linearization point of the operation. It is easy to see that this linearization is correct. Thus, linearization points can be determined without having to know what happens later in the execution. In other words, D is strongly linearizable. However, D is not directly linearizable: when X is in state \perp , there is no abstract state that can be used as the value of the abstraction function F . If $F(\perp) = 0$, then an execution in which the subsequent read returns 1 would violate Definition 16. A similar problem arises if $F(\perp) = 1$.

Indeed, our approach would fail if we tried to apply it to D : if a `takeSnapshot` is performed between a `write-random-bit` and the first subsequent read, reading the snapshot would yield \perp , and it would be impossible to conclude what state of A this corresponds to. Thus, strong linearizability is not a sufficient condition for our approach to be applicable.

Next, we show that direct linearizability does not imply strong linearizability. The snapshot ADT [4] stores a vector of values and allows processes to update components of the vector or perform a scan that reads the whole vector atomically. The classic implementation of [4] implements a snapshot using an array of values (with associated timestamps to avoid ABA problems). Updates are performed by writing the new value to the appropriate location in the array and changing its timestamp. A scan reads the array repeatedly until getting identical results twice. This implementation is not strongly linearizable [34], but it is directly linearizable: the abstraction function simply strips the timestamps from the elements stored in the array to get the state of the ADT.

E Examples

Our first example focuses on the concurrent queue implementation by Michael and Scott presented in [42]. We will call this implementation `MS-QUEUE`. Thus, we have $D = \text{MS-QUEUE}$, and A is the abstract data type of a FIFO queue that stores integers and supports the operations `enqueue` and `dequeue`.

We start by describing how `MS-QUEUE` works. `MS-QUEUE` [42] implements the queue using a simply-linked list of `Node` objects, each storing a key and a `next` pointer pointing to the next `Node`. Two pointers, called `Head` and `Tail`, point to the first and the last element of the list that implements the queue, respectively. The first `Node` of the list is always a dummy `Node`. Thus, the elements of the queue are the keys of the `Nodes` starting from the second `Node` of the list up until its last `Node`. Initially, the list contains just the dummy

Node, whose key can be arbitrary and its next pointer is equal to NULL. At each point in time, the list contains those elements that have been inserted in the queue and have not yet been deleted, in the order of insertion. It also contains the last element that has been dequeued as the first element of the list (i.e., as the dummy Node).

To insert a key k in the queue, a process q has to call `Enqueue(k)`. `Enqueue` first allocates a new Node nd with key k and its next field equal to NULL. It then reads `Tail` and checks whether the next field of the Node it points to is equal to NULL. If this is so, `Tail` points to the last element of the queue, and `Enqueue` attempts to insert nd after this Node using a CAS. If this CAS is successful, then q performs one more CAS trying to update `Tail` to point to nd . Otherwise, some other process managed to insert its own Node as the next to the last one, so q has to retry. If the Node pointed to by `Tail` does not have its next field equal to NULL, then some process has managed to insert its own Node as the next Node to the one pointed to by `Tail` but it has not yet updated `Tail` to point to this Node (i.e., `Tail` is falling behind). To ensure lock-freedom, whenever q discovers that `Tail` is falling behind, it helps by updating `Tail` to point to the last Node of the list, before it restarts its own operation.

A process q executing `Dequeue`, reads both `Head` and `Tail`. If they both point to the same Node and the next field of this Node is NULL, then the queue is empty (it contains just the dummy Node) so `false` is returned. If they point to the same Node, but the next field of this Node is not NULL, then `Tail` is falling behind, so q has to help by performing a CAS to update `Tail` to point to the last Node of the queue before it retries its own operation. If `Head` and `Tail` do not point to the same Node, `Dequeue` reads the key of the second Node of the list and performs a CAS in an effort to update `Head` to point to this Node. If the CAS is successful, `Dequeue` completes by returning the key that it read (and the Node from where it read this key becomes the dummy Node). Otherwise, q restarts the execution of `Dequeue`.

In `MS-QUEUE`, the `Head` pointer always points to the first element of the list, whereas the `Tail` pointer always points either to the last or to the second last pointer of the list. This implies that whenever the next pointer of the last element of the list changes to point to a newly inserted Node, `Tail` points to the last Node of the list. Moreover, whenever `Head` is updated, `Tail` does not point to the first element of the list. These properties and the way helping is performed make it possible to assign linearization points to the queue operations in two different ways. A `Dequeue` is linearized when `Head` is updated to point to the list Node whose element the `Dequeue` returns. An `Enqueue` can be linearized either at the point the next field of the last Node changes to point to the newly inserted Node, or it can be linearized when the `Tail` pointer changes to point to the newly inserted Node (notice that the latter change might not be performed by the

same process that initiated the `Enqueue`). Note that whenever `Dequeue` interferes with `Enqueue`, i.e., whenever there is just one element in the queue, `Dequeue` first updates `Tail` to point to the last Node (if needed) and then performs the deletion. In this way, `Head` is never ahead of `Tail` and therefore the linearization point of an `Enqueue` always precedes the linearization point of the `Dequeue` that deletes the element that the `Enqueue` inserted in the list. (Note that this is true for both ways of assigning linearization points.) It is also not hard to prove that the list is always connected, and the Nodes are appended at the end of the list, and that they are extracted from the beginning of it, in the order defined by the sequence of the linearization points assigned to `Enqueue` operations.

Note that the way we choose to assign linearization points allows us to determine the annotations for the executions of `MS-QUEUE` (in a straightforward way). Note that both linearization schemes, assign the linearization point of an operation at the point in time that a concrete CAS is executed, i.e. each linearization point is assigned at the point that an internal actions of the `MS-QUEUE` I/O automaton occurs. This allows us to come up with an abstraction **function** in each case.

Figures 4 and 5 show how to implement two kinds of read-only queries on top of `MS-QUEUE` using versioned CAS objects. The first, called `peekEndpoints`, returns the values of the first and the last element in the queue. The second implements `scan`, i.e., it returns a set containing the keys of all queue Nodes.

To implement these queries, we have to perform the simple changes to `MS-QUEUE` described in Section 4. We call the resulting algorithm `VER-QUEUE`. In `VER-QUEUE`, `Head` and `Tail` are versioned CAS objects storing references to `VNode` objects whose `val` field points to the first and the last Node of the list, respectively. Similarly, the next field of each Node is a versioned CAS object storing a reference to a `VNode` object that contains the pointer to the next Node in the queue. The code for `Enqueue` and `Dequeue` remains unchanged but every read to `Head`, `Tail` or to the next field of a Node has to be replaced with an invocation of `vRead` (on the same object). Similarly, every CAS on each of these objects, has to be replaced with a `vCAS` (on the same object with the same old and new values). We remark that all versioned CAS objects are associated with a single camera object S . A `takeSnapshot` is invoked on this camera object at the beginning of every query.

`peekEndpoints` starts by performing a `takeSnapshot` and storing the resulting handle into a local variable `ts`. Finally, it executes `readSnapshot(ts)` to read both `Head` and `Tail` and returns the values it read.

A `scan` first executes `takeSnapshot` to get a handle `ts`, and also reads `Head` and `Tail` using `readSnapshot(ts)`. Then, it executes a while loop to traverse the list starting from the node pointed to by the value read in `Head` until the node

pointed to by the value read in `Tail`. It uses a set to collect the pointers of the nodes it traverses (other than the first one) and returns this set at the end. On each node, it calls `readSnapshot(ts)` to move to the next node. This ensures that updates that occurred in the list after the point that the global timestamp was increased will not be included in the set.

E.1 A Versioned Concurrent BST Implementation based on the NBBST

We start with a brief, informal description of the concurrent binary search tree (BST) implementation provided in [26], which we will call NBBST. NBBST implements a leaf-oriented tree, i.e., a tree that represents a set whose elements are the keys stored only in the leaf nodes of the tree. The tree is full, i.e., every internal node has exactly two children. Moreover, the tree satisfies the following sorting property: for every internal node v with key K , the key of every node in the left subtree of v is smaller than K , whereas every node in the right subtree of v has key larger than or equal to K .

NBBST supports three operations, `Insert(k)`, `Delete(k)`, and `Find(k)`, where k is a key. All three operations start by calling `Search(k)`, a routine that searches for k by following the standard BST searching algorithm. `Search` returns a pointer l to the leaf that it arrives, a pointer p to its parent node, and a pointer gp to the grandparent of this leaf. `Find` simply checks whether the leaf node returned by `Search` contains key k . If it does, it returns `true`, otherwise `false` is returned.

In its sequential version, `Insert` replaces the leaf that the `Search` arrives at with a BST of three nodes, two leaves containing the key of the node pointed to by l and the newly-inserted key, and an internal node containing the larger key among the keys of the two leaves. The replacement is performed by switching the appropriate pointer of p from l to the root of this BST. `Delete` essentially performs the inverse action: it switches the appropriate child pointer of gp from p to the sibling of the node pointed to by l , thus replacing a part of the tree that is comprised of three nodes (one of which is the leaf to be deleted) with one node, namely the sibling of the node to be deleted.

To avoid synchronization problems, NBBST uses CAS to apply a change to a child pointer of a node. Such a CAS is called a *child* CAS. Moreover, it flags a node when its child pointer is to be changed, and unflags it after the change of the child pointer has been performed. These two types of CAS are called *flag* CAS, and *unflag* CAS, respectively. Thus, NBBST uses flagging to “lock” a node (in a non-blocking manner) whose child pointer is to be changed. NBBST marks an internal node when the node is to be deleted. It does so by executing a *mark* CAS. A marked node remains marked forever. To implement flagging and marking, each node has a two-bit status field, which can have one of the following four values: `CLEAN`, `FLAG` for insertion, `FLAG` for deletion, or

`MARK`. A flag or mark CAS can succeed only if it is applied on a node whose status is `CLEAN`. If a flag CAS fails, the process that performed the flag CAS retries the execution of its operation by starting it from scratch. If the operation is a `Delete` and the flag CAS succeeds but the mark CAS fails, then the process first unflags gp , using a *backoff* CAS, and then retries the execution of its operation.

To ensure lock-freedom, each process executing an operation records in an *Info* object all the information needed by other processes to complete the operation. A pointer to such an object is stored together with the status field of a node (and they are manipulated atomically). A process q that fails to flag or mark a node helps the operation that has already flagged or marked the node to complete (by reading the necessary information in the *Info* object pointed to by the status field of the node). Then, q restarts its own operation. This ensures that a single operation cannot repeatedly block another operation from making progress. Thus, lock-freedom is ensured.

For NBBST, it is proved that each node a `Search(k)` visits was in the tree, on the search path for k , at some time during the `Search`. `Search(k)` is linearized at the point when the leaf it returns was on the search path for k . The `insert` and `delete` operations that return `false` are linearized at the same point as the `Search` they perform. Every `insert` or `delete` operation that returns `true` has a unique successful child CAS and the operation is linearized at that child CAS.

Figures 6 and 7 show how we can modify NBBST to support queries using versioned CAS objects. We call the resulting algorithm `VER-BST`. They also provide pseudocode for `RangeSum(a, b)`, a query that returns the set of those keys in the implemented set that are larger than or equal to a and smaller than or equal to b .

In `VER-BST`, the `child[LEFT]` or `child[RIGHT]` field of each internal Node v is a versioned CAS object storing a reference to a `VNode` object that contains the pointer to the left or right child, respectively, of v in the tree. Moreover, every read of the `child[LEFT]` or `child[RIGHT]` field of a Node is replaced with an invocation of `vRead` (on the same object). Similarly, every CAS on each of these fields, is replaced with a `vCAS` (on the same object with the same old and new values). We remark that the status field of a Node does not have to be a versioned CAS object, as queries simply ignore the flag and mark signs on the Nodes. Notice that all versioned CAS objects are paired with the same camera on which a `takeSnapshot` is invoked at the beginning of the execution of every query.

`RangeSum(a, b)` first performs a `takeSnapshot`. Then, it calls the recursive function `RSTraverse` which traverses part of the tree to perform the required calculation. Pseudocode for `RangeSum` is provided in Figure 7.

In `VER-BST`, linearization points can be assigned to `insert` and `delete` operations the same way as in NBBST. A query

```

1 // View both ends of the queue
2 <Value, Value> peekEndpoints () {
3     Node* HNode, TNode;
4     int ts = TS.takeSnapshot();
5     HNode = Head.readSnapshot(ts);
6     TNode = Tail.readSnapshot(ts);
7     if (HNode != TNode) {
8         HNode = HNode->next.readSnapshot(ts);
9     }
10    return <HNode->val, TNode->val>; }
11 }

13 List<Node*> SCAN () {
14     List<Node*> Result; \ \ initially empty
15     int ts = TS.takeSnapshot();
16     Node* q = Head.readSnapshot(ts);
17     Node* last = Tail.readSnapshot(ts);
18     while(q != last) {
19         q = q->next.readSnapshot(ts);
20         Result.append(q); }
21     return Result;
22 }

```

Figure 4. Two Example Query Operations for VER-QUEUE.

is linearized at the linearization point of the `takeSnapshot` it invokes on Line 2.

F Solo queries for Harris’s Linked List

Each node in the Harris linked list contains a key field and a `next` field. The `next` field stores a pointer that is potentially marked, indicating that the node containing this `next` field has been logically deleted. A state of the Harris linked list consists of a set of nodes and a pointer to the first node in the linked list.

The technique we use from constructing solo is similar to the technique we applied to the NBBST in Section B.2.1. Just like the NBBST, Harris’s linked list implements an ordered set ADT. First, we define F_A to be the standard mapping from sequential linked lists to ordered sets which basically maps a linked list to the set of keys that appear in its nodes. If q_I is a read-only, sequential linked list operation implementing the abstract query q_A , then by the correctness of q_I , we know that $q_I(S) = q_A(F_A(S))$ for all sequential states S . Just like in Section B.2.1, we use $q_I(S)$ to denote the return value of q_I when run on state S . Next, we define a mapping F_I from concurrent states to sequential linked list states such that $F = F_A \circ F_I$ is an abstraction function. For each sequential, read-only linked list operation q_I implementing the abstract query q_A , we show how to modify q_I into a read-only operation q for the Harris linked list such that for all reachable concurrent states C , $q(C) = q_I(F_I(C))$.

```

23 class Node {
24     Value val;
25     VersionedCAS <Node*> next;
26     Node(Value v, Node* n) :
27         {val = v; next = n;}
28 };

30 class Queue {
31     VersionedCAS <Node*> Head, Tail;
32     Camera TS;

34     /*
35     Same code except replacing each
36     read of Head, Tail or the next
37     field of a Node with readSnapshot
38     and replacing each CAS on these
39     variables with a vCAS
40     */
41     ...

43 };

```

Figure 5. Node representation and Code updates for Enqueue and Dequeue in MS-QUEUE.

Once we have these facts, it is fairly straight-forward to complete the proof. From the equalities we’ve proven $q(C) = q_I(F_I(C)) = q_A(F_A(F_I(C))) = q_A(F(C))$ for all reachable concurrent states C , so by Observation 20, q can be added to Harris’s linked list as a solo query.

In Harris’s original paper [35], he linearizes successful insert operations when the node being inserted gets connected to the data structure and successful delete operations when the node being deleted gets marked for deletion (i.e. when the node gets logically deleted, not physically deleted). We need to define F_I so that the abstraction function $F_A \circ F_I$ is consistent when these linearization points. To compute $F_I(C)$, we physically delete (i.e. unlink) all the logically deleted nodes from C and return the resulting linked list as the sequential state. Using an argument similar to the proof of Proposition 18, we can show that $F = F_A \circ F_I$ is an abstraction function for Harris’s linked list.

Now we show how to transform q_I into q . Let q_I be a read-only, sequential linked list operation implementing the abstract query q_A . To construct q , whenever q_I reads the next pointer of a node, change it to call the `getNext` function implemented in Figure 8. This function basically skips over any marked nodes and returns the next unmarked node. This effectively ignores logically deleted nodes. Therefore, running q on a reachable concurrent state C has the same effect as running q_I on $F_I(C)$. Plugging all this into the proof


```

1  class InternalNode { // subclass of Node
2      Key key;
3      HelpRec hr;
4      array VersionedCas<Node *> child[LEFT,RIGHT]
5      Node(Key k, HelpRec up, Node* lc, Node* rc) :
6          {key = k; hr = up; child[LEFT] = lc; child[RIGHT] = rc;}
7  };

9  class BST {
10     Node* Root;
11     Camera TS;

13     // Same code except replacing read of child[LEFT] or child[RIGHT] field
14     // of a Node with readSnapshot and CAS on them with vCAS
15     // appropriate initialization is necessary
16     ...
18 };

```

Figure 6. Node representation and Code updates for insert and delete in NBBST.

```

1  Integer RangeSum (Key a, Key b) {
2      int ts = TS.takeSnapshot();
3      return RSTraverse(Root, ts, a, b); }

5  Integer RSTraverse(Node *nd, int ts, Key a, Key b) {
6      if (nd points to a leaf node and nd->key is in [a,b]) return nd->key;
7      else {
8          if (a <= nd->key) {
9              return RSTraverse(nd->child[RIGHT].readSnapshot(ts), ts, a,b); }
10         else if (b < nd->key) {
11             return RSTraverse(nd->child[LEFT].readSnapshot(ts), ts, a, b); }
12         else {
13             return RSTraverse(nd->child[LEFT].readSnapshot(ts), ts, a, b) +
14                 RSTraverse(nd->child[RIGHT].readSnapshot(ts), ts, a, b); }
15     }
16 }

```

Figure 7. An Example Query Operation for VER-BST.

framework we specified earlier shows that q can be added to Harris’s linked list as a solo query.

G Direct versioned CAS Algorithm

Here we consider the correctness and give pseudocode for the optimization that avoid indirection. Consider two versioned CAS objects O_1 and O_2 . Roughly speaking, since all nodes are recorded-once, every vCAS operation on any versioned CAS object stores a distinct value. This means that every time a vCAS is executed (on any versioned CAS object), it writes a pointer to a newly allocated node. Thus, the

only way for a node nd other than the last in the version list of O_1 , to appear in the version list of O_2 , is if a pointer to nd were used as the initial value of O_2 . Hence nd is the last node in O_2 ’s version list. We argue that no invocation of `OptreadSnapshot` on a versioned CAS object O traverses the `nextv` pointer of the last node in the version list of O . These imply that the version lists of versioned CAS objects behave as if they are disjoint. In particular, we never have to store `nextv` pointers for two different version lists in the same node. Based on the above arguments, we can prove that

```

1 struct Node { Key key; Node* next; }
3 Node* getNext(Node* node) {
4     Node* n = node->next;
5     while(n != NULL && is_marked(n->next))
6         n = unmark(n->next);
7     return n; }

```

Figure 8. Implementation of the getNext operation for Harris Linked List.

```

1 using Value = Node* ;
2 class Camera {
3     int timestamp;
4     Camera() { timestamp = 0; }
5     int takeSnapshot() {
6         // same as in VerCAS}
7     Value invalidNextv = new Node();
8     int TBD = -1;
9     class Node {
10        /* other fields of
11        Node struct of D */
12        ...
13        Value nextv; // initially invalidNextv
14        int ts;      // initially TBD };
15    class OptVersionedCAS {
16        Value Head;
17        Camera* S;
18        OptVersionedCAS(Value v, Camera* s) {
19            S = s;
20            Head = v;
21            if(Head != NULL) {
22                initNextv(Head);
23                initTS(Head); } }
24        void initNextv (Value n) {
25            if(n->nextv == invalidNextv)
26                CAS(&n->nextv, invalidNextv, NULL);}
27        void initTS( Value n) {
28            if(n->ts == TBD) {
29                int curTS = S->timestamp;
30                CAS(&n->ts, TBD, curTS); } }
31
32 Value OptreadSnapshot(int ts) {
33     Value node = Head;
34     if(node != NULL) initTS(node);
35     while( node != NULL && node->ts > ts)
36         node = node->nextv;
37     return node ; }
38
39 Value OptvRead() {
40     Value head = Head;
41     if(head != NULL) initTS(head);
42     return head ; }
43
44 bool OptvCAS(Value oldV, Value newV) {
45     Value head = Head;
46     if(head != NULL) initTS(head);
47     if (head != oldV) return false;
48     if (newV == oldV) return true;
49     CAS(&n->nextv, invalidNextv, NULL);
50     if(CAS(&Head, head, newV)) {
51         initTS(newV);
52         return true; }
53     else {
54         // Head can't be NULL
55         initTS(Head);
56         return false; } } }

```

Figure 9. Linearizable implementation of a versioned CAS object without indirection. Major differences between this and Figure 1 are highlighted.

D_{opt} is linearizable. We present pseudo-code for optimized versioned CAS objects in Figure 9.