
PClean: Bayesian Data Cleaning at Scale with Domain-Specific Probabilistic Programming

Alexander K. Lew, Monica Agrawal, David Sontag, Vikash Mansinghka

Massachusetts Institute of Technology, Cambridge, MA 02139

alexlew@mit.edu, magrawal@mit.edu, dsontag@csail.mit.edu, vkm@mit.edu

Abstract

PClean is a unified generative modeling architecture for cleaning and normalizing dirty data in diverse domains. Given an unclean dataset and a probabilistic program encoding relevant domain knowledge, PClean learns a structured representation of the data as a network of interrelated objects, and uses this latent structure to impute missing values, identify duplicates, detect errors, and propose corrections in the original data table. PClean makes three modeling and inference contributions: (i) a domain-general non-parametric generative model of relational data, for inferring latent objects and their network of latent references; (ii) a domain-specific probabilistic programming language, for encoding domain knowledge specific to each dataset being cleaned; and (iii) a domain-general inference engine that adapts to each PClean program by constructing data-driven proposals used in sequential Monte Carlo and particle Gibbs. We show empirically that short (< 50-line) PClean programs deliver higher accuracy than state-of-the-art data cleaning systems based on machine learning and weighted logic; that PClean’s inference algorithm is faster than generic particle Gibbs inference for probabilistic programs; and that PClean scales to large real-world datasets with millions of rows.

1 Introduction

Real-world data is often noisy and incomplete, littered with NULL values, typos, duplicates, and other inconsistencies. This can make it difficult to integrate multiple sources of data, or to extract useful information even from a single dataset. Cleaning dirty data—e.g. detecting and correcting errors, imputing missing values, or linking duplicate records—is thus an important first step in most data analysis workflows. Unfortunately, data cleaning has proven remarkably resistant to reliable automation, due to the heterogeneity of error patterns in real-world applications [1].

Researchers have long recognized probabilistic generative modeling as an appealing approach to data cleaning problems [4, 5, 15, 19, 53]. A generative model for data cleaning specifies a prior probability distribution over latent clean data, together with a likelihood model describing how the clean data is noisily observed. Bayesian inference algorithms can then be applied to infer a posterior distribution over latent clean datasets from dirty observations. In theory, generative models can exploit modularly encoded domain knowledge about particular datasets or error types, and weigh heterogeneous factors to detect errors and propose fixes in dirty data. But existing generative modeling techniques have not seen widespread adoption, compared to discriminative and weighted-logic approaches [3, 29, 47, 48, 37], some of which power industry data cleaning solutions. This is the case even though discriminative methods have significant drawbacks: they make it difficult to incorporate domain knowledge (and thus achieve acceptable accuracy), quantify uncertainty about proposed corrections, or, in some machine-learning-based approaches, audit the process by which cleaning decisions are made. Why isn’t the more flexible generative modeling approach more widely used? Several key challenges for generative data-cleaning remain to be solved.

Challenge 1. It is not feasible to create bespoke generative models and inference algorithms for each new dataset. Over decades, researchers have built special-purpose generative models and inference algorithms for narrow domains or particular types of errors [17, 28, 33, 39, 40, 49, 51, 53], leveraging carefully encoded domain knowledge to deliver high accuracy. Unfortunately, designing such models, and deriving and implementing effective inference algorithms for them, is a time-consuming task that requires significant expertise. Probabilistic programming tools [2, 8, 9, 10, 31, 50] aim to ease this burden by providing languages for concisely specifying probabilistic models and tools for automating aspects of inference. But today’s automatic inference technology is not sufficient for automatic data cleaning: it typically relies either on gradient-based sampling and optimization (e.g., using Hamiltonian Monte Carlo or ADVI), which is not directly applicable in models with many discrete latent variables, or on domain-general stochastic search algorithms (e.g., single-site Metropolis-Hastings) that can be prohibitively slow to converge in complex models.

Challenge 2. One-size-fits-all models cannot exploit dataset-specific domain knowledge, and so tend to underfit on real-world data. An alternative to creating bespoke models per dataset is to design a single, one-size-fits-all model that encodes assumptions about data cleaning in general but not about specific datasets [4, 15, 27]. However, this approach strips generative models of one of their key advantages: the ability to incorporate arbitrary knowledge about a problem, leading to improved accuracy and results that are interpretable in the context of a domain. One-size-fits-all models instead make simplifying assumptions about the data (e.g., independence of data entries or sometimes columns; limited error types; no continuous variables), limiting their applicability to or performance on real-world datasets. This challenge arises also for approaches that attempt to learn a model from data [24, 38, 45]: in this case, the simplifying assumptions are baked into the class of models over which the learning algorithm searches.

Challenge 3. Furthermore, systems support for efficient Bayesian inference is lacking. Bayesian inference algorithms, and especially Monte Carlo algorithms for posterior sampling, have a reputation for being slow. There is no fundamental reason why this must be the case: for particular models and in particular data regimes, it is often possible to develop efficient algorithms that yield accurate results quickly in practice (even if existing theory cannot accurately characterize the regimes in which they work well). But little tooling exists for deriving these fast algorithms, or for implementing them using efficient data structures and computation strategies (though see [2, 16, 26, 46] for some work in this direction). Compare this to the state-of-the-art in deep learning, in which specialized hardware, software libraries, and compilers help to ensure that compute-intensive training algorithms can be run in a reasonable amount of time, with little or no performance engineering by the user.

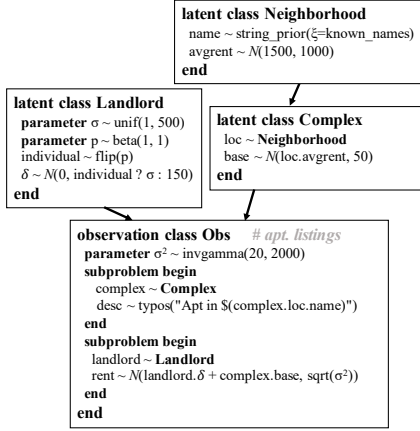
Our approach. In this work, we present PClean, a domain-specific probabilistic programming language for Bayesian data cleaning. PClean’s architecture is based on three modeling and inference contributions, each addressing limitations of prior work in probabilistic data cleaning and probabilistic programming:

1. **A domain-general generative model** for cleaning data, customizable via dataset-specific priors. This model posits a non-parametric, relational generative process in which latent database tables are generated, joined, and corrupted to yield dirty, denormalized data.
2. **A domain-general particle MCMC inference algorithm** combining sequential Monte Carlo initialization with particle Gibbs rejuvenation. This algorithm is user-configurable via concise dataset-specific inference hints that inform how the problem is decomposed and what data-driven proposals are used.
3. **A domain-specific probabilistic programming language** for augmenting the domain-general model with dataset-specific priors about latent relational structure and likely errors, and dataset-specific inference hints to improve inference performance.

This paper also contributes empirical demonstrations that short (< 50 line) probabilistic programs deliver higher accuracy than state-of-the-art machine learning and weighted logic baselines, with accuracy that improves as more domain knowledge is incorporated. Finally, we show that PClean can scale to handle large, real-world datasets, by applying it to detect and correct errors in Medicare’s 2.2-million-row database of health care professionals.

To the best of our knowledge, this paper is the first to show that a generative Bayesian approach (jointly modeling identity uncertainty, record linkage, and data errors) can be deployed across a broad range of real-world problems with modest problem-specific effort, including instances with millions

Dataset-Specific PClean Program
 A program declares one or more *classes*.
 The class dependency graph must be acyclic.



Each class declares *parameters* shared among all objects of the class, *reference slots* that refer to other classes, and *attributes* sampled from primitive distributions.

Figure 1: PClean’s generative model for tabular data (right) is parameterized by a probabilistic program encoding dataset-specific domain knowledge (left). The program declares a set of latent *classes* $\mathcal{C} = (C_1, \dots, C_k)$ representing the kinds of objects reflected in the dataset. Each class C is equipped with *parameters* θ_C , *attributes* $\mathcal{A}(C)$ and *reference slots* $\mathcal{R}(C)$. The generative process proceeds along the dependency graph induced by the reference slots, generating objects of each class only once it has finished processing the class’s parents. For each latent class C , class-wide parameters θ_C are generated first, followed by an infinite weighted collection of objects G_C , sampled from a Pitman-Yor Process. Finally, the n observed data entries are generated from the **Obs** class.

Domain-General Generative Model
 Given a probabilistic program declaring latent classes \mathcal{C} , we consider the following generative process for tabular data:

```

GENERATEDATASET():
  for latent class C ∈ TOPOLOGICALSORT(C) do
    θ_C ~ p_{θ_C}()
    G_C ~ GENERATECOLLECTION(C, θ_C, {G_{C'}}_{C' ∈ Pa(C)})
  end
  θ_Obs ~ p_{θ_Obs}()
  for i ∈ {1, ..., n} do
    r_i ~ GENERATEOBJECT(Obs, θ_Obs, {G_C}_{C ∈ Pa(Obs)})
  end

GENERATECOLLECTION(C, θ_C, {G_{C'}}_{C' ∈ Pa(C)}):
  s_C ~ Gamma(1, 1)
  d_C ~ Beta(1, 1)
  G_C ~ PY(s_C, d_C, GENERATEOBJECT(C, θ_C, {G_{C'}}_{C' ∈ Pa(C)}))

GENERATEOBJECT(C, θ_C, {G_{C'}}_{C' ∈ Pa(C)}):
  for reference slot Y ∈ R(C) do
    r.Y ~ G_{T(C.Y)}()
  end
  for attribute X ∈ A(C) do
    r.X ~ φ_{C.X}(θ_C, {r.τ}_{τ ∈ Pa(C.X)})
  end

```

of rows, to yield higher accuracy and comparable performance relative to strong weighted logic baselines. Our results show that it is feasible and useful to integrate modeling and inference insights from the Bayesian non-parametrics, relational learning, data cleaning, and Monte Carlo inference literatures, into a single domain-specific probabilistic programming language.

2 Modeling

PClean is based on a domain-general generative model for dirty data, that can be specialized to particular datasets via domain-specific probabilistic programs. The generative model is relational: it posits a *latent network* of interrelated objects underlying the observed data (e.g. landlords and neighborhoods in a dataset of apartment listings), organized into a set of latent classes. The model is also non-parametric: the number of latent objects in each class is unbounded. Observed data records are modeled as depending on attributes of one or more of these latent objects, via a noisy channel. Domain knowledge is incorporated via generative probabilistic programs that define the latent relational domain, probable connections, attribute-level priors, and likely errors.

2.1 PClean Modeling Language

The precise generative process our model describes depends on the details of a PClean *probabilistic program* (Figure 1, left), which defines a set of *latent classes* $\mathcal{C} = (C_1, \dots, C_k)$ representing the types of object (e.g. Neighborhood, Landlord) that populate the latent object network, as well as an *observation class* **Obs** modeling the records of the observed dataset (e.g. apartment listings).

The declaration of a PClean class C may include three kinds of statement: *reference statements* ($Y \sim C'$), which define a foreign key or reference slot $C.Y$ that connects objects of class C to objects of a target class $T(C.Y) = C'$; *attribute statements* ($X \sim \phi_{C.X}(\dots)$), which define a new field or *attribute* $C.X$ that objects of the class possess, and declare an assumption about

Noisy Categorical with Unknown Domain	latent class ZoningCode name ~ string_prior() end	observation class Obs code ~ ZoningCode obs_code ~ typos(code.name) end	
Data Integration with Learned Reliability Rates Per Source	latent class Website name ~ string_prior() reliability ~ beta(100, 10) end	latent class Flight arr_time ~ time_prior() ... end	observation class Obs src ~ Website flight ~ Flight arr_time ~ maybe_swap(flight.arr_time, arr_times, src.reliability) ... end
Systematic Unit Errors	latent class Country name ~ string_prior() unit_dist ~ dirichlet([1, 1]) end miles(x) = 0.62x km(x)=x	observation class Obs parameter avg_km ~ normal(100, 10) country ~ Country unit ~ discrete([km,miles], country.unit_dist) distance ~ transformed_normal(unit, avg_km, 1) end	

Figure 2: PClean programs can model a variety of data cleaning scenarios. All of these patterns can be used individually or combined in a single script, depending on the user’s dataset.

the probability distribution $\phi_{C.X}$ that the attribute typically follows; and *parameter statements* (**parameter** $\theta_C \sim p_{\theta_C}(\dots)$), which introduce global parameters shared among all objects of the class C , to be learned from the noisy dataset. As in probabilistic relational models [7], the distribution $\phi_{C.X}$ of an attribute may depend on the values of a *parent set* $Pa(C.X)$ of attributes, potentially accessed via reference slots. For example, in Figure 1, the **Obs** class has a *complex* reference slot with target class **Complex**, and a *desc* attribute whose value depends on *complex.loc.name*.

Programs may also invoke arbitrary deterministic computations, e.g. string manipulation or arithmetic. Figure 2 shows how PClean’s modeling language can be used to capture diverse data and error patterns.

2.2 Generative Process

Given a program defining latent classes \mathcal{C} and observation class **Obs**, the generative process for a dataset is depicted in the right panel of Figure 1. We describe two representations of this process:

Discrete Random Measure Representation. We process classes one at a time, in topological order. For each latent class, we (1) generate class-wide parameters θ_C from their corresponding priors, and (2) generate an *infinite weighted collection* of *objects* of class C . An *object* r of class C is an assignment of each attribute $C.X$ to a value $r.X$ and of each reference slot $C.Y$ to an object $r.Y$ of class $T(C.Y)$. An infinite collection of latent objects is generated via a Pitman-Yor Process [42]:

$$G_C \sim PY(s_C, d_C, \text{GENERATEOBJECT}(C, \theta_C, \{G_{C'}\}_{C' \in Pa(C)}))$$

The Pitman-Yor Process is a discrete random measure that generalizes the Dirichlet Process. It can be understood as first sampling an infinite vector of probabilities $\rho \sim GEM(s_C, d_C)$ from a two-parameter GEM distribution, then setting $G_C = \sum_{i=1}^{\infty} \rho_i \delta_{r_i^C}$, where each of the infinitely many objects r_i^C is distributed according to $\text{GENERATEOBJECT}(C, \theta_C, \{G_{C'}\}_{C' \in Pa(C)})$. This itself is a distribution over *objects*, which first samples reference slots and then attributes (see Figure 1).

To generate the observed dataset, we sample θ_{Obs} from its prior distribution, then, for $i \in \{1, \dots, n\}$, generate the i^{th} observed entry: $r_i \sim \text{GENERATEOBJECT}(\text{Obs}, \theta_{\text{Obs}}, \{G_C\}_{C \in Pa(\text{Obs})})$.

Chinese Restaurant Process Representation. We can also describe a finitely representable *Chinese Restaurant* version of this process. Consider a collection of restaurants, one for each class C , where each table serves a dish r representing an object of class C . Upon entering a restaurant, customers either sit at an existing table or start a new one, as in the usual generalized CRP construction. But these restaurants require that to start a new table, customers must first send $|\mathcal{R}(C)|$ friends to *other* restaurants (one to the target of each reference slot). Once they are seated at these *parent* restaurants, they phone the original customer to help decide what to order, i.e., how to sample the attributes $r.X$ of the new table’s object, informed by *their* dishes (the objects $r.Y$ of class $T(C.Y)$). The process starts with n customers at the observation class **Obs**’s restaurant, who sit at separate tables.

Algorithm 1 Sequential Monte Carlo inference with particle Gibbs rejuvenation and data-driven proposals

```

Rj(0) ← ∅, ∀j ∈ {1, ..., NSMC}           ▷ Initialize each particle with empty set of objects
wj ← 1, ∀j ∈ {1, ..., NSMC}                 ▷ Initialize particle weights
for i ∈ {1, ..., |D|} do                       ▷ Process each data record in sequence
  for j ∈ {1, ..., NSMC} do                       ▷ Update each particle
    R̃j, w̃ ← DATADRIVENPROPOSAL(Obs, yi, Rj(i-1))   ▷ Incorporate observation yi
    wj ← wjw̃
  a1, ..., NSMC ← CATEGORICAL( $\frac{w_1}{\sum_j w_j}, \dots, \frac{w_{N_{SMC}}}{\sum_j w_j}$ )   ▷ Resample using particle weights
  Rj(i) ← R̃aj, ∀j ∈ {1, ..., NSMC}
  wj = 1, ∀j ∈ {1, ..., NSMC}
for t ∈ {1, ..., MPG}, j ∈ {1, ..., NSMC} do   ▷ Particle Gibbs sweeps
  for object r in Rj do                             ▷ Update each latent object
    Rj-r ← REMOVEOBJECT(Rj, r)                       ▷ Remove r and anything that only it references
    R̃1, w̃1 ← Rj, w(Rj; Rj-r)                       ▷ Set retained particle
    for k ∈ {2, ..., NPG} do                             ▷ Propose NPG - 1 other particles
      R̃k, w̃k ← DATADRIVENPROPOSAL(C, ∅, Rj-r)
    a ← CATEGORICAL( $\frac{\tilde{w}_1}{\sum_k \tilde{w}_k}, \dots, \frac{\tilde{w}_{N_{PG}}}{\sum_k \tilde{w}_k}$ )   ▷ Select a particle and update state
    Rj ← R̃a
  
```

procedure DATADRIVENPROPOSAL(class C, direct observations y, partial state **R**^{-r})

```

r ← {}
w ← 1
for subproblem i ∈ {1, ..., kC} do
  ri, ΔR ~ QCi(ri, ΔR | r; R-r, y)           ▷ Propose new attributes and reference slots
  w ←  $\frac{w}{Q_C^i(r_i, \Delta_R | r; \mathbf{R}^{-r}, y)}$ 
  for r' ∈ ΔR do                                       ▷ Add newly created objects
    w ← wPClass(r')(r' | R-r)
    R-r ← R-r ∪ {r'}
  r ← r ∪ ri                                             ▷ Add proposed attributes and reference slots to r
  w ← wPC(r | R-r)
  w ← w ∏{(r', τ, X) | r' ∈ R-r, r', τ = *} P(r'.X | R)   ▷ Score downstream observations
  R ← R-r ∪ {r}
return R, w
  
```

3 Inference

Generic sequential Monte Carlo and particle Gibbs algorithms are supported by several probabilistic programming languages [8, 23, 32, 44, 50]. PClean’s inference algorithm (Algorithm 1) is based on sequential Monte Carlo initialization and particle Gibbs rejuvenation, but differs from generic PPL implementations in two ways. First, PClean uses per-object PGibbs updates that exploit the exchangeability of the domain-general model [21]. These updates allow for joint sampling of all latent variables associated with a single object. In contrast, generic PPL implementations operate over the complete state space. For our model, this would entail repeated costly iterations, each maintaining multiple copies of the complete latent state, rather than fast sweeps limited to a single latent object¹. Second, PClean uses data-driven proposals that lead to accurate results much faster than proposing from the prior (Figure 3). These proposals are informed by dataset-specific “inference hints” embedded in PClean programs, enabling end-users to concisely customize PClean’s algorithm and empirically optimize performance, without deriving custom proposals themselves.

¹The Venture inference engine can perform PGibbs over subproblems defined by single objects, but Venture’s general-purpose implementation is not fast enough for large-scale problems.

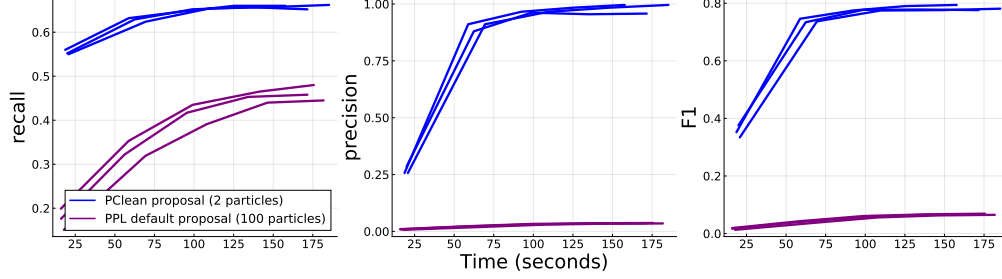


Figure 3: Accuracy (recall, precision, and F1) vs. time (seconds) for three independent runs of two algorithms: PClean’s data-driven SMC+PG with two particles, and 100-particle SMC+PG that uses generic proposals from general-purpose probabilistic programming languages. The default algorithm samples proposals from the prior, so it sometimes fails to propose the correct clean value even in cases where the cell is already clean. This leads to very low precision and thus low F1. PClean’s precision is also poor after a single SMC pass (around 15-20 seconds), but improves greatly with a single particle Gibbs sweep (around 40 seconds later). The dataset is a version of *Hospital* (19,000 cells) with synthetically introduced typos and 20% of the values deleted.

Notation. The algorithm operates over a finite representation of the model’s state space based on the Chinese Restaurant Process analogue described in Section 2.2. We maintain for each particle an initially empty collection \mathbf{R} of currently instantiated objects of all classes. We write $\text{REMOVEOBJECT}(\mathbf{R}, r)$ to denote the operation of removing an object from \mathbf{R} : all reference slots pointing to r are filled with the placeholder value \star , and if r was the only object that referred to some other object r' , then this subroutine is invoked recursively to remove r' as well.

Data-driven proposals. During SMC and particle Gibbs sweeps (Algorithm 1), object attributes and reference slots are proposed using a *data-driven proposal* $Q_C(r, \Delta_{\mathbf{R}}; \mathbf{R}^{-r}, y)$. Q_C is a distribution over a new object r of class C , and a (potentially empty) set of new objects $\Delta_{\mathbf{R}}$ that may be created as targets for r ’s reference slots. It is informed by observed attributes y , as well as by \mathbf{R}^{-r} , a collection of existing objects of all classes, with some objects r' having placeholder reference slots $r'.Y = \star$ targeting the object r to be proposed by Q_C . Q_C uses subproblem decomposition [2, 23, 25] based on user inference hints (**subproblem begin...end** in Figure 1), which partition C ’s attributes and reference slots into an ordered set of *subproblems* $S_C^1, \dots, S_C^{k_C}$. We write $\mathcal{A}(S_C^i)$ for the attributes introduced in subproblem i , and $\mathcal{R}(S_C^i)$ for the reference slots. The proposal $Q_C(r, \Delta_{\mathbf{R}}; \mathbf{R}^{-r}, y) = \prod_{i=1}^{k_C} Q_C^i(r_i, \Delta_{\mathbf{R}}^i | r_{<i}, \Delta_{\mathbf{R}}^{<i}, \mathbf{R}^{-r}, y)$ factors as a sequence of sub-proposals, one for each subproblem.

Each subproposal Q_C^i targets the local conditional distribution associated with the subproblem’s attributes and reference slots, $P_C^i(r_i, \Delta_{\mathbf{R}}^i | \mathbf{R}^{-r}, y, r_{<i}, \Delta_{\mathbf{R}}^{<i})$, which is defined by weighting a subproblem prior by relevant likelihood terms. In the prior, the reference slots $r_i.Y$ for $Y \in \mathcal{R}(S_C^i)$ follow the Pitman-Yor prior; new objects generated during their generation, if any, constitute the set-valued random variable $\Delta_{\mathbf{R}}^i$. Attributes $r_i.X$ for $X \in \mathcal{A}(S_C^i)$ are distributed according to

$$r_i.X \sim \phi_{C.X}(\{r.\tau \mid \tau \in Pa(C.X)\}),$$

where $r.\tau$ is evaluated using any reference slots and attribute values already fixed as part of $r_{<i}$. The local conditional P_C^i is then obtained by combining this subproblem prior distribution over reference slots and attributes with likelihood terms arising from direct observations y and from objects in \mathbf{R}^{-r} with placeholder reference slots (which are intended to reference r). In particular, we consider likelihoods that are possible to evaluate given *only* the partial object $r_{\leq i}$ within the domain of this subproblem. Writing $\tau \in S_i^C$ to indicate that $C.\tau$ is evaluable in subproblem i , we have that for each tuple in $\{(r', \tau, X) \mid r'.\tau = \star, \{\sigma \mid \text{Class}(r').\tau.\sigma \in Pa(\text{Class}(r').X)\} \subseteq S_i^C\}$, the subproblem conditional is weighted by the likelihood term $\phi_{\text{Class}(r').X}(\{r'.\sigma \mid \text{Class}(r').\sigma \in Pa(\text{Class}(r').X)\})$, where the placeholder \star is evaluated using r_i and $r_{<i}$, the available portion of the partial object r .

Ideally, Q_C^i would propose values according to this local subproblem posterior, but this requires marginalization and will be intractably slow if distributions $\phi_{C.X}$ have large domains. For such distributions, users may provide as inference hints smaller sets $\xi_{C.X}$ of *preferred values* on which they believe posterior mass will concentrate. These preferred values do not require careful tuning; in

Task	Metric	PClean	HoloClean ²	HoloClean [37]	NADEEF [3]	PClean Ablation
Flights	Prec	0.91	0.79	0.39	0.76	0.41
	Rec	0.89	0.55	0.45	0.03	0.36
	F1	0.90	0.64	0.41	0.07	0.38
	Time	13.5s	45.4s	32.6s	9.1s	9.2s
Hosp.	Prec	1.0	0.95	1.0	0.99	0.92
	Rec	0.83	0.85	0.71	0.73	0.17
	F1	0.91	0.90	0.83	0.84	0.29
	Time	39.9s	1m 10s	1m 32s	27.6s	59.8s
Rent	Prec	0.68	0.83	0.83	0	0.48
	Rec	0.69	0.34	0.34	0	0.44
	F1	0.69	0.48	0.48	N/A	0.46
	Time	9m 28s	20m 16s	13m 43s		6m 10s

² Unpublished version of HoloClean, on the dev branch of <https://github.com/HoloClean/holoclean>
Table 1: Results of PClean and various baseline systems on three diverse cleaning tasks.

this paper, our experiments use the default choice of all values empirically observed in the dataset. We define the surrogate distributions $\hat{\phi}_{C.X}(x)$ to equal $\phi_{C.X}(x)$ when $x \in \xi_{C.X}$ and to place mass $1 - \sum_{\xi_{C.X}} \phi_{C.X}(x)$ on a special **other** token. By replacing all samples of latent attribute variables in P_C^i with draws from $\hat{\phi}$ instead of from ϕ , we obtain a *surrogate subproblem posterior* \hat{P}_C^i that is tractable, since all variables have lower-dimensional discrete domains. (PClean also supports continuous variables, which are pruned from these subproblems and proposed from their prior distributions, but for ease of presentation we describe the discrete case here.) Q_C^i is then sampled in two steps: first a sample is drawn from the tractable surrogate subproblem posterior \hat{P}_C^i . Then, if any **other** tokens were sampled, Q_C^i samples proposals from the corresponding attribute priors $\phi_{C.X}$.

Time complexity of inference. In the worst case, a fully connected subproblem with m discrete variables of domain size k can take $O(k^m)$ time to solve, though in practice, conditional independence enables much more efficient variable elimination routines. When a reference slot Y is involved, the complexity will depend on N_Y , the number of objects in the current state that might be the target of the reference slot. Letting $\tilde{N} = \max_Y N_Y$, the overall complexity of the algorithm becomes $O(\tilde{N}(N_{SMC} + M_{PG}N_{PG}))$ where we treat domain sizes k of discrete random variables as folded into the constant. Note that \tilde{N} is upper-bounded by N , but will often grow much more slowly than N . PClean hashes all objects into “canopies” [30] by their directly observed attributes, to access the set of N_Y possible (i.e., non-zero likelihood) target objects of each reference slot Y in $O(1)$ time.

4 Results

We empirically evaluate PClean’s accuracy, customizability, and scalability, versus state-of-the-art baselines. All experiments were performed on one laptop running macOS Catalina with a 2.6 GHz core i7 processor and 32 GB of memory, with PClean experiments using two-particle data-driven sequential Monte Carlo with particle Gibbs sweeps.

4.1 Quantitative measurements of accuracy and runtime

Tasks. We first evaluate PClean’s accuracy and performance on three tasks with known ground-truth: the *Flights* and *Hospital* tasks, which are standard benchmarks from the data cleaning literature [37], and a *Rent* task that we developed. *Hospital* contains artificial typos in 5% of cells. *Flights* lists flight departure and arrival times from often conflicting websites. We use the version from [22]. *Rents* consists of 50,000 apartment listings created using county-level HUD and census statistics [43], with misspellings of counties, missing states and number of bedrooms, and incorrect units on rent prices. Additional details (links to data, PClean source code, and all hyperparameters used) can be found in the Supplementary Materials.

Baselines. We compare against three baselines. *HoloClean* is a data cleaning system based on probabilistic machine learning [37], which compiles custom integrity constraints into a factor graph

Model Description	Baseline. Sites equally reliable.	+ Modeling of timestamp format	+ Learned per-site reliability scores	+ Prior that airline's site is better
F1	0.56	0.60	0.69	0.90
Lines of Code	16	16	17	18

Table 2: Four PClean models on *Flights*. Each model (L to R) uses more domain knowledge.

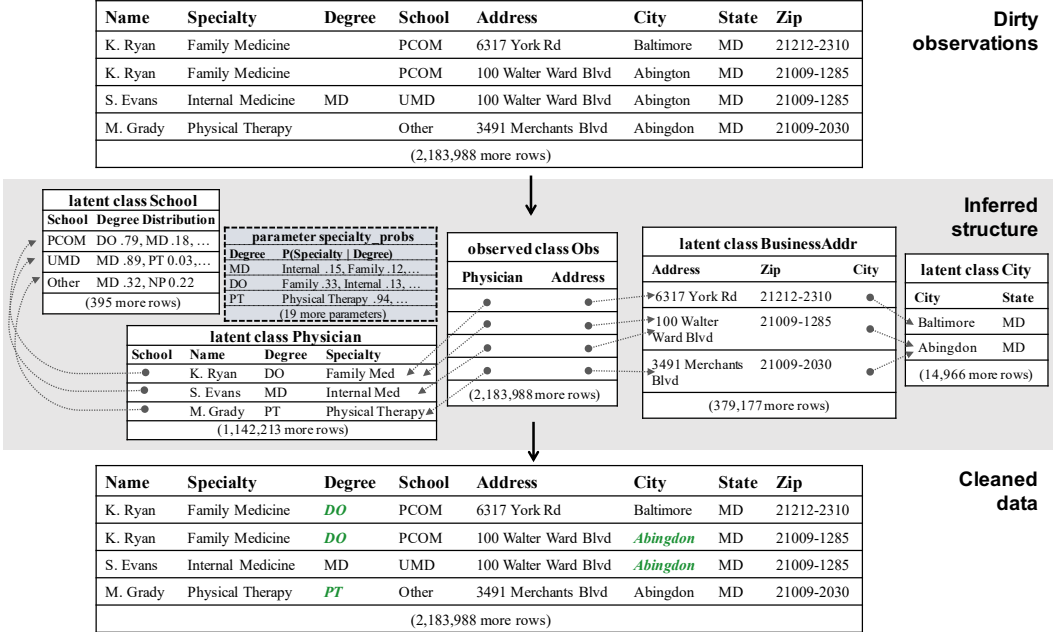


Figure 4: PClean applied to Medicare’s Physician Compare National database. Displayed is the input, the actual inferred latent entities, and cleaned output. PClean corrects systematic errors (e.g. the misspelled *Abington, MD* appears 152 times in the dataset) and imputes missing values.

with learned weights. We use both the latest (unpublished) version from the author’s Github and the version published in [37]. *NADEEF* is a data cleaning system that leverages user-specified cleaning rules via a variable-weighted MAX-SAT solver based algorithm [3]. *PClean Ablation* is an ablation of PClean that removes the relational structure and only allows the single class **Obs**.

PClean models. We briefly describe the key features of the models we use for each dataset; see Supplementary Materials for the probabilistic programs. For *Hospital*, latent classes are City, Place, Hospital, Metric, Condition, and HospitalType, and each field is modeled as a potentially misspelled version of a latent value. For *Flights*, latent classes are Flight and TrackingWebsite. Each site has a learned reliability property, and is presumed to be more reliable if it is the site of the airline running the flight. For *Rents*, the latent class is County, whose attributes are a name, a state, and an average rent for each apartment type (studio, 1BR, etc.).

Results. Table 1 records *recall* ($R = \frac{\text{correct repairs}}{\text{total errors}}$), *precision* ($P = \frac{\text{correct repairs}}{\text{total repairs}}$), and F_1 ($F = 2PR/(P + R)$) for each experiment. PClean achieves the highest F_1 score on all tasks.

4.2 Improving results by incorporating additional domain knowledge

Table 2 shows that small source code additions to incorporate additional domain knowledge can improve cleaning quality. See Supplementary Materials for full PClean source code for each example.

4.3 Scaling to large, real-world data

Figure 4 shows results from applying PClean to Medicare’s 2.2-million-row Physician Compare database [6]. This dataset contains many missing values and systematic errors.

Results. PClean took 7h36m, changing 8,245 values and imputing 1,535,415 missing cells. In a random subsample of 100 imputed cells, we found 90% agreed with manually obtained ground truth values. We also manually checked PClean’s changes, finding that 7,954 were correct, for a precision of 96.5%. Of these, some were correct normalization (e.g. choosing a single spelling for cities whose names could be spelled in multiple ways). We cannot quantify recall without ground truth, but to calibrate overall result quality, we ran NADEEF and HoloClean on this data. NADEEF changed only 88 cells, and HoloClean domain initialization alone takes 28 hours.

Figure 4 illustrates PClean’s behavior on four rows from the dataset (showing 8/38 columns). Consider the misspelling *Abington, MD*, which appears in 152 entries. The correct spelling *Abingdon, MD* occurs in only 42. However, PClean recognizes *Abington, MD* as an error because all 152 instances share a single address, and errors are modeled as happening systematically at the address level. Now consider PClean’s correct inference that K. Ryan’s degree is *DO*. PClean leverages the fact that her school *PCOM* awards more DOs than MDs, even though more *Family Medicine* doctors are MDs than DOs. The parameters that enable this reasoning are learned from the dirty dataset itself.

5 Discussion

Limitations and future work. PClean has limitations relative to probabilistic relational models [7]: (1) PClean handles only acyclic class dependency graphs; (2) one object’s attributes can depend on another’s, but not on aggregate properties of sets of related objects; and (3) PClean models cannot encode priors over reference slots that depend on attributes, e.g. cinemas selecting movies to show based on genre (though such dependencies can arise in the posterior). Hierarchical Pitman-Yor processes and more sophisticated probabilistic programming architectures could potentially be used to lift these restrictions, without sacrificing scalability. PClean could also be extended in other ways, e.g. to leverage uncertainty quantification for interactive cleaning [18], or to synthesize error models and functional dependencies automatically [11, 13].

Contributions This paper has shown that it is possible to clean dirty, denormalized data from diverse domains, via domain-specific probabilistic programs. The modeling assumptions and inference hints in these programs require under 50 lines of code, and yield state-of-the-art accuracy compared to strong baselines using weighted logic and machine learning. This language also scales to datasets with millions of rows. The power of domain-specific probabilistic programming languages, that integrate sophisticated styles of modeling and inference developed over years of research into simple languages, has been demonstrated in other challenging domains such as 3D computer vision [20, 24]. PClean offers analogous benefits for Bayesian data cleaning. We hope that PClean is useful to practitioners, helping non-experts clean data that would otherwise be unusable for analysis, and that the success of this approach encourages AI and probabilistic programming researchers to develop domain-specific probabilistic programming languages for other important problem domains.

6 Broader Impact

The widespread need for clean data. Many organizations struggle with dirty data — including large corporations, schools, non-profits, and governmental agencies [35]. In surveys, data analysts report that cleaning dirty data takes up more than sixty percent of their time, and the economic cost of unclean data has been estimated at trillions of dollars [34, 36]. PClean represents a step toward a reliable, broadly accessible data-cleaning approach that is simultaneously customizable and robust enough to be applicable to a broad range of problems in multiple domains.

Public interest uses for data cleaning. Data cleaning is a central bottleneck in data journalism, social science, and policy evaluation [12]. We intend to assist people seeking to apply PClean to these kinds of public interest use cases, especially where the data comes from manual entry or scraping from volunteers. We plan to open-source the software as a Julia package, eliminating financial obstacles to PClean’s use.

Harmful uses for data cleaning. PClean could make it easier for companies, governments, and political organizations to link personal information from multiple sources [41]. Research on de-anonymization has shown repeatedly that vulnerable populations are easier to de-anonymize [14]. Better data cleaning technology, applied by oppressive "surveillance states" and/or for-profit com-

panies whose business models depend on surveillance of consumers, could make these vulnerable people even easier to identify and exploit or persecute.

Data biases. PClean’s inference algorithm may infer parameters or impute missing values according to biases encoded in the source data. PClean could thus produce imputations that reflect systemic discrimination. One potentially mitigating factor is that unlike many machine learning approaches to data cleaning, PClean makes explicit generative assumptions. It is thus conceptually straightforward to prevent PClean from incorporating known biases, e.g. by requiring columns containing information about race, gender, or sexual orientation to be modeled independently of outcomes.

Acknowledgments

The authors are grateful to Zia Abedjan, Divya Gopinath, Marco Cusumano-Towner, Raul Castro Fernandez, Cameron Freer, Christina Ji, Tim Kraska, Feras Saad, Michael Stonebraker, and Josh Tenenbaum for useful conversations and feedback. This work is supported in part by a Facebook Probability and Programming Award, the National Science Foundation, and a philanthropic gift from the Aphorism Foundation.

References

- [1] Ziawasch Abedjan, Xu Chu, Dong Deng, Raul Castro Fernandez, Ihab F. Ilyas, Mourad Ouzzani, Paolo Papotti, Michael Stonebraker, and Nan Tang. Detecting data errors: Where are we and what needs to be done? In *Proceedings of the VLDB Endowment*, 2016.
- [2] Marco F. Cusumano-Towner, Alexander K. Lew, Feras A. Saad, and Vikash K. Mansinghka. Gen: A general-purpose probabilistic programming system with programmable inference. In *Proceedings of the ACM SIGPLAN Conference on Programming Language Design and Implementation (PLDI)*, 2019.
- [3] Michele Dallachiesat, Amr Ebaid, Ahmed Eldawy, Ahmed Elmagarmid, Ihab F. Ilyas, Mourad Ouzzani, and Nan Tang. NADEEF: A commodity data cleaning system. In *Proceedings of the ACM SIGMOD International Conference on Management of Data*, 2013.
- [4] Sushovan De, Yuheng Hu, Venkata Vamsikrishna Meduri, Yi Chen, and Subbarao Kambhampati. BayesWipe: A scalable probabilistic framework for improving data quality. *Journal of Data and Information Quality*, 8(1), oct 2016.
- [5] Christopher De Sa, Ihab F. Ilyas, Benny Kimelfeld, Christopher Ré, and Theodoros Rekatsinas. A formal framework for probabilistic unclean databases. In *Leibniz International Proceedings in Informatics, LIPIcs*, 2019.
- [6] Centers for Medicare and Medicaid Services (CMS). Physician compare national downloadable file, 2019.
- [7] Nir Friedman, Lise Getoor, Daphne Koller, and Avi Pfeffer. Learning probabilistic relational models. In *IJCAI International Joint Conference on Artificial Intelligence*, 1999.
- [8] Hong Ge, Kai Xu, and Zoubin Ghahramani. Turing: A Language for Flexible Probabilistic Inference. In *Proceedings of the 21st International Conference on Artificial Intelligence and Statistics (AISTATS 2018)*, volume 84 of *Proceedings of Machine Learning Research*, pages 1682–1690. PMLR, 2018.
- [9] Noah Goodman, Vikash Mansinghka, Daniel M Roy, Keith Bonawitz, and Joshua B Tenenbaum. Church: A Language for Generative Models. In *Proceedings of the 24th Annual Conference on Uncertainty in Artificial Intelligence (UAI 2008)*, pages 220–229. AUAI Press, 2008.
- [10] Andrew D. Gordon, Thore Graepel, Nicolas Rolland, Claudio Russo, Johannes Borgström, and John Guiver. Tabular: A schema-driven probabilistic programming language. *Conference Record of the Annual ACM Symposium on Principles of Programming Languages*, (1):321–334, 2014.
- [11] Zhihan Guo and Theodoros Rekatsinas. Unsupervised Functional Dependency Discovery for Data Preparation. *Iclr - Lld*, pages 1–5, 2019.
- [12] Alon Y Halevy and Susan McGregor. Data management for journalism. *IEEE Data Eng. Bull.*, 35(3):7–15, 2012.

- [13] Alireza Heidari, Joshua McGrath, Ihab F. Ilyas, and Theodoros Rekatsinas. HoloDetect: Few-shot learning for error detection. In *Proceedings of the ACM SIGMOD International Conference on Management of Data*, 2019.
- [14] Sameera Horawalavithana, Clayton Gandy, Juan Arroyo Flores, John Skvoretz, and Adriana Iamnitchi. Diversity, homophily and the risk of node re-identification in labeled social graphs. In *Studies in Computational Intelligence*, 2019.
- [15] Yuheng Hu, Sushovan De, Yi Chen, and Subbarao Kambhampati. Bayesian Data Cleaning for Web Data. 2012.
- [16] Daniel Huang, Jean-Baptiste Tristan, and Greg Morrisett. Compiling markov chain monte carlo algorithms for probabilistic modeling. In *Proceedings of the 38th ACM SIGPLAN Conference on Programming Language Design and Implementation, PLDI 2017*, page 111–125, New York, NY, USA, 2017. Association for Computing Machinery.
- [17] Mohammad Ahangar Kiasari, Gil-Jin Jang, and Minhoo Lee. Novel iterative approach using generative and discriminative models for classification with missing features. *Neurocomputing*, 225:23–30, feb 2017.
- [18] Ari Kobren. Integrating User Feedback under Identity Uncertainty in Knowledge Base Construction. *Akbc*, 2019.
- [19] Jeremy Kubica and Andrew Moore. Probabilistic noise identification and data cleaning. *Proceedings - IEEE International Conference on Data Mining, ICDM*, pages 131–138, 2003.
- [20] Tejas D. Kulkarni, Pushmeet Kohli, Joshua B. Tenenbaum, and Vikash Mansinghka. Picture: A probabilistic programming language for scene perception. In *Proceedings of the IEEE Computer Society Conference on Computer Vision and Pattern Recognition*, 2015.
- [21] James Robert Lloyd, Peter Orbanz, Zoubin Ghahramani, and Daniel M. Roy. Exchangeable databases and their functional representation. *Snap.Stanford.Edu*, pages 1–7, 2014.
- [22] Mohammad Mahdavi, Samuel Madden, Ziawasch Abedjan, Mourad Ouzzani, Nan Tang, Raul Castro Fernandez, and Michael Stonebraker. Raha: A configuration-free error detection system. In *Proceedings of the ACM SIGMOD International Conference on Management of Data*, 2019.
- [23] Vikash Mansinghka, Daniel Selsam, and Yura N Perov. Venture: a higher-order probabilistic programming platform with programmable inference. pages 1–78, 2014.
- [24] Vikash Mansinghka, Richard Tibbetts, Jay Baxter, Pat Shafto, and Baxter Eaves. BayesDB: A probabilistic programming system for querying the probable implications of data. pages 1–45, 2015.
- [25] Vikash K Mansinghka, Ulrich Schaechtle, Shivam Handa, Alexey Radul, Yutian Chen, and Martin Rinard. Probabilistic Programming with Programmable Inference. In *Proceedings of the 39th ACM SIGPLAN Conference on Programming Language Design and Implementation (PLDI 2018)*, pages 603–616, New York, NY, USA, 2018. ACM.
- [26] Vikash Kumar Mansinghka. *Natively probabilistic computation*. PhD thesis, 2009.
- [27] Nicholas Elias Matsakis. Active Duplicate Detection with Bayesian Nonparametric Models. page 137, 2010.
- [28] Chris Mayfield, Jennifer Neville, and Sunil Prabhakar. A statistical method for integrated data cleaning and imputation. Technical report, 2009.
- [29] A McCallum and B Wellner. Object Consolodation by Graph Partitioning with a Conditionally-Trained Distance Metric. In *Proceedings of the KDD-2003 Workshop on Data Cleaning, Record Linkage, and Object Consolidation*, pages 19–24, 2003.
- [30] Andrew McCallum, Kamal Nigam, and Lyle H Ungar. Efficient clustering of high-dimensional data sets with application to reference matching. In *Proceedings of the sixth ACM SIGKDD international conference on Knowledge discovery and data mining*, pages 169–178, 2000.
- [31] Brian Milch, Bhaskara Marthi, Stuart Russell, David Sontag, Daniel L Ong, and Andrey Kolobov. BLOG: Probabilistic Models With Unknown Objects. In *Proceedings of the Nineteenth International Joint Conference on Artificial Intelligence (IJCAI 2005)*, pages 1352–1359. Morgan Kaufmann Publishers Inc., 2005.

- [32] Lawrence M. Murray. Bayesian state-space modelling on high-performance hardware using LibBi. *Journal of Statistical Software*, 67(10):1–28, 2015.
- [33] Hanna Pasula, Bhaskara Marthi, Brian Milch, Stuart Russell, and Ilya Shpitser. Identity uncertainty and citation matching. *Advances in Neural Information Processing Systems*, 2003.
- [34] Gil Press. Cleaning Big Data: Most Time-Consuming, Least Enjoyable Data Science Task, Survey Says. *Forbes Tech*, 2016.
- [35] E Rahm and Hh Do. Data cleaning: Problems and current approaches. *IEEE Data Eng. Bull.*, 2000.
- [36] Thomas C Redman. Bad Data Costs the U.S. \$3 Trillion Per Year, 2016.
- [37] Theodoros Rekatsinas, Xu Chuy, Ihab F. Ilyasy, and Christopher Ré. HoloClean: Holistic data repairs with probabilistic inference. In *Proceedings of the VLDB Endowment*, 2017.
- [38] Feras Saad and Vikash Mansinghka. A probabilistic programming approach to probabilistic data analysis. In *Advances in Neural Information Processing Systems*, 2016.
- [39] David Sontag, Rohit Singh, and Bonnie Berger. Probabilistic modeling of systematic errors in two-hybrid experiments. In *Pacific Symposium on Biocomputing 2007, PSB 2007*, pages 445–457, 2007.
- [40] Rebecca C. Steorts, Rob Hall, and Stephen E. Fienberg. A Bayesian Approach to Graphical Record Linkage and Deduplication. *Journal of the American Statistical Association*, 111(516):1660–1672, 2016.
- [41] Latanya Sweeney. *Computational disclosure control: A Primer on Data Privacy Protection*. PhD thesis, 2001.
- [42] Yee Whye Teh and Michael I. Jordan. Hierarchical Bayesian nonparametric models with applications. *Bayesian Nonparametrics*, pages 158–207, 2011.
- [43] US Census Bureau. County Population Totals: 2010-2019, 2019.
- [44] Jan Willem Van De Meent, Hongseok Yang, Vikash Mansinghka, and Frank Wood. Particle Gibbs with ancestor sampling for probabilistic programs. *Journal of Machine Learning Research*, 38:986–994, 2015.
- [45] Antonio Vergari, Alejandro Molina, Robert Peharz, Zoubin Ghahramani, Kristian Kersting, and Isabel Valera. Automatic Bayesian Density Analysis. *Proceedings of the AAAI Conference on Artificial Intelligence*, 33:5207–5215, 2019.
- [46] Rajan Walia, Praveen Narayanan, Jacques Carrette, Sam Tobin-Hochstadt, and Chung-chieh Shan. From high-level inference algorithms to efficient code. *Proc. ACM Program. Lang.*, 3(ICFP), July 2019.
- [47] B Wellner, A McCallum, F Peng, and M Hay. An integrated, conditional model of information extraction and coreference with application to citation matching. *Proceedings of the 20th conference on Uncertainty in artificial intelligence*, pages 593–601, 2004.
- [48] Michael Wick, Sameer Singh, Harshal Pandya, and Andrew McCallum. A joint model for discovering and linking entities. *AKBC 2013 - Proceedings of the 2013 Workshop on Automated Knowledge Base Construction, Co-located with CIKM 2013*, pages 67–71, 2013.
- [49] John Winn, John Guiver, Sam Webster, Yordan Zaykov, Martin Kukla, and Dany Fabian. Alexandria : Unsupervised High-Precision Knowledge Base Construction using a Probabilistic Program. pages 1–20, 2017.
- [50] Frank Wood, Jan Willem Meent, and Vikash Mansinghka. A New Approach to Probabilistic Programming Inference. In *Proceedings of the 17th International Conference on Artificial Intelligence and Statistics (AISTATS 2014)*, volume 33 of *Proceedings of Machine Learning Research*, pages 1024–1032. PMLR, 2014.
- [51] Liang Xiong, Barnabás Póczos, Jeff Schneider, Andrew Connolly, and Jake VanderPlas. Hierarchical probabilistic models for group anomaly detection. *Journal of Machine Learning Research*, 15:789–797, 2011.
- [52] Boris Yangel, Tom Minka, and John Winn. Belief propagation with strings.
- [53] Bo Zhao, Benjamin I. P. Rubinstein, Jim Gemmell, and Jiawei Han. A Bayesian approach to discovering truth from conflicting sources for data integration. *Proceedings of the VLDB Endowment*, 5(6):550–561, feb 2012.

A PClean model programs

In this section, we give the PClean source code for all models used in experiments. Code for PClean’s implementation itself, as well as for running these PClean models, is also included in the accompanying .zip file.

A.1 Hospital

The *Hospital* dataset is modeled with six latent classes. Typos are modeled as independently introduced for each cell of the dataset. Some fields are modeled as draws from broad priors over strings, whereas others are modeled as categorical draws whose domain is the set of unique observed values in the relevant column (some of which are in fact typos).

Inference hints are used to focus proposals for **string_prior** choices on the set of strings that have actually been observed in a given column, and also to set a custom subproblem decomposition for the **Obs** class (all other classes use the default decomposition).

```
latent class County
  parameter state_proportions ~ dirichlet(ones(num_states))
  state ~ discrete(observed_values[:State], state_proportions)
  county ~ string_prior(3, 30, observed_values[:CountyName])
end
latent class Place
  county ~ County
  city ~ string_prior(3, 30, observed_values[:City])
end
latent class Condition
  desc ~ string_prior(5, 35, observed_values[:Condition])
end
latent class Measure
  code ~ uniform(observed_values[:MeasureCode])
  name ~ uniform(observed_values[:MeasureName])
  condition ~ Condition
end
latent class HospitalType
  desc ~ string_prior(10, 30, observed_values[:HospitalType])
end
latent class Hospital
  parameter owner_dist ~ dirichlet(ones(num_owners))
  parameter service_dist ~ dirichlet(ones(num_services))
  loc ~ Place
  type ~ HospitalType
  id ~ uniform(observed_values[:ProviderNumber])
  name ~ string_prior(3, 50, observed_values[:HospitalName])
  addr ~ string_prior(10, 30, observed_values[:Address1])
  phone ~ string_prior(10, 10, observed_values[:PhoneNumber])
  owner ~ discrete(observed_values[:HospitalOwner], owner_dist)
  zip ~ uniform(observed_values[:ZipCode])
  service ~ discrete(observed_values[:EmergencyService], service_dist)
end
observation class Obs
  subproblem begin
    hosp ~ Hospital;           service ~ typos(hosp.service)
    id ~ typos(hosp.id);       name ~ typos(hosp.name)
    addr ~ typos(hosp.addr);   city ~ typos(hosp.loc.city)
    state ~ typos(hosp.loc.county.state); zip ~ typos(hosp.zip)
    county ~ typos(hosp.loc.county.county); phone ~ typos(hosp.phone)
    type ~ typos(hosp.type.desc); owner ~ typos(hosp.owner)
  end
  subproblem begin
    metric ~ Measure
    code ~ typos(metric.code); mname ~ typos(metric.name);
    condition ~ typos(metric.condition.desc)
    stateavg = "$ (hosp.loc.county.state)_$(metric.code)"
    stateavg_obs ~ typos(stateavg)
  end
end
end
```

A.2 Flights

We first introduce the model for *Flights* that we used to obtain the results presented in Section 4.1. We then show variants of the model with less domain knowledge incorporated, which are shown to perform worse.

The primary model is shown below. In the **parameter** declaration for *error_probs*, we use the syntax `error_probs[_] ~ beta(10, 50)` to introduce a *collection* of parameters; the declared variable becomes a dictionary, and each time it is used with a new index, a new parameter is instantiated. We use this to learn a different *error_prob* parameter for each tracking website. We could alternatively declare *error_prob* as an attribute of the *TrackingWebsite* class. However, PClean’s inference engine uses smarter proposals for declared **parameters** (taking advantage of conjugacy relationships), so for our experiments, we use the **parameter** declaration instead. We hope to extend automatic conjugacy detection to all attributes, not just parameters, in the near future.

```
latent class TrackingWebsite
  name ~ string_prior(2, 30, websites)
end
latent class Flight
  flight_id ~ string_prior(10, 20, flight_ids); guaranteed flight_id
  sdt ~ time_prior(observed_values["$flight_id-sched_dep_time"])
  sat ~ time_prior(observed_values["$flight_id-sched_arr_time"])
  adt ~ time_prior(observed_values["$flight_id-act_dep_time"])
  aat ~ time_prior(observed_values["$flight_id-act_arr_time"])
end
observation class Obs
  parameter error_probs[_] ~ beta(10, 50)
  flight ~ Flight; src ~ TrackingWebsite
  error_prob = lowercase(src.name) == lowercase(flight.flight_id[1:2]) ? 1e-5 : error_probs[src.name]
  sdt ~ maybe_swap(flight.sdt, observed_values["$flight.flight_id-sched_dep_time"], error_prob)
  sat ~ maybe_swap(flight.sat, observed_values["$flight.flight_id-sched_arr_time"], error_prob)
  adt ~ maybe_swap(flight.adt, observed_values["$flight.flight_id-act_dep_time"], error_prob)
  aat ~ maybe_swap(flight.aat, observed_values["$flight.flight_id-act_arr_time"], error_prob)
end
```

As in *Hospital*, we use *observed_values* to provide inference hints to the broad *time_prior*; this expresses a belief that the true timestamp for a certain field is likely one of the timestamps that has actually been observed, in the dirty dataset, with the given flight ID.

Alternative models. We now briefly list the alternative models (Models 1-3) from Section 3.2. The `unmodeled` keyword is used to introduce a value that is guaranteed to be observed, but which is not modeled as a random variable.

```
# Model 1
latent class TrackingWebsite
  name ~ string_prior(2, 30, websites)
end
latent class Flight
  flight_id ~ unmodeled(); guaranteed flight_id
  sdt ~ uniform(observed_values["$flight_id-sched_dep_time"])
  sat ~ uniform(observed_values["$flight_id-sched_arr_time"])
  adt ~ uniform(observed_values["$flight_id-act_dep_time"])
  aat ~ uniform(observed_values["$flight_id-act_arr_time"])
end
observation class Obs begin
  flight ~ Flight; src ~ TrackingWebsite
  sdt ~ maybe_swap(flight.sdt, observed_values["$flight.flight_id-sched_dep_time"], 0.1)
  sat ~ maybe_swap(flight.sat, observed_values["$flight.flight_id-sched_arr_time"], 0.1)
  adt ~ maybe_swap(flight.adt, observed_values["$flight.flight_id-act_dep_time"], 0.1)
  aat ~ maybe_swap(flight.aat, observed_values["$flight.flight_id-act_arr_time"], 0.1)
end

# Model 2
latent class TrackingWebsite
  name ~ string_prior(2, 30, websites)
end
latent class Flight
  flight_id ~ unmodeled(); guaranteed flight_id
  sdt ~ time_prior(observed_values["$flight_id-sched_dep_time"])
  sat ~ time_prior(observed_values["$flight_id-sched_arr_time"])
  adt ~ time_prior(observed_values["$flight_id-act_dep_time"])
  aat ~ time_prior(observed_values["$flight_id-act_arr_time"])
end
observation class Obs begin
  flight ~ Flight; src ~ TrackingWebsite
  sdt ~ maybe_swap(flight.sdt, observed_values["$flight.flight_id-sched_dep_time"], 0.1)
  sat ~ maybe_swap(flight.sat, observed_values["$flight.flight_id-sched_arr_time"], 0.1)
  adt ~ maybe_swap(flight.adt, observed_values["$flight.flight_id-act_dep_time"], 0.1)
  aat ~ maybe_swap(flight.aat, observed_values["$flight.flight_id-act_arr_time"], 0.1)
end

# Model 3
latent class TrackingWebsite
```

```

name ~ string_prior(2, 30, websites)
end
latent class Flight
flight_id ~ unmodeled(); guaranteed flight_id
sdt ~ time_prior(observed_values["$flight_id-sched_dep_time"])
sat ~ time_prior(observed_values["$flight_id-sched_arr_time"])
adt ~ time_prior(observed_values["$flight_id-act_dep_time"])
aat ~ time_prior(observed_values["$flight_id-act_arr_time"])
end
observation class Obs begin
parameter error_probs[_] ~ beta(10, 50)
flight ~ Flight; src ~ TrackingWebsite
sdt ~ maybe_swap(flight.sdt, observed_values["$flight_id-sched_dep_time"], error_probs[src.name])
sat ~ maybe_swap(flight.sat, observed_values["$flight_id-sched_arr_time"], error_probs[src.name])
adt ~ maybe_swap(flight.adt, observed_values["$flight_id-act_dep_time"], error_probs[src.name])
aat ~ maybe_swap(flight.aat, observed_values["$flight_id-act_arr_time"], error_probs[src.name])
end

```

A.3 Rents

The program we use for *Rents* is shown below. We model the fact that the rent may be in *grand* instead of *dollars*, as well as that the county name may contain typos. We introduce an artificial field, *block*, consisting of the first and last letters of the observed (possibly erroneous) County field, and use it to inform an inference hint: we hint that posterior mass for a county's name concentrates on those strings observed somewhere in the dataset that share a first and last letter in common with the observed county name for this row. Without this approximation, inference is much slower (but potentially more accurate).

```

data_table.block = map(x -> "$(x[1])$(x[end])", data_table.County)
units = [Transformation(identity, identity, x -> 1.0),
Transformation(x -> x/1000.0, x -> x*1000.0, x -> 1/1000.0)]
latent class County
parameter state_pops ~ dirichlet(ones(num_states))
block ~ unmodeled(); guaranteed block
name ~ string_prior(10, 35, observed_values[block])
state ~ discrete(states, state_pops)
end
observation class Obs
parameter avg_rent[_] ~ normal(1500, 1000)
subproblem begin
county ~ County
county_name ~ typos(county.name, 2)
br ~ uniform(room_types)
unit ~ uniform(units)
rent_base = avg_rent["$county.state-$county.name-$br"]
observed_rent ~ transformed_normal(rent_base, 150.0, unit)
end
rent = round(unit.backward(observed_rent))
end

```

A.4 Physicians

The model for Physicians is given below. Many columns are not modeled. Similar to *Rents*, we use a **parameter** in the *Physician* class for `degree_probs`, although it might seem more natural to use an attribute of the *School* class; the resulting model is the same, but using **parameter** allows PClean to exploit conjugacy.

```

latent class School
name ~ unmodeled(); guaranteed name
end

latent class Physician
parameter error_prob ~ beta(1.0, 1000.0)
parameter degree_proportions[_] ~ dirichlet(3 * ones(num_degrees))
parameter specialty_proportions[_] ~ dirichlet(3 * ones(num_specialties))
npi ~ number_code_prior()
school ~ School
subproblem begin
degree ~ discrete(observed_values[:Credential], degree_proportions[school.name])
specialty ~ discrete(observed_values[Symbol("Primary specialty")], specialty_proportions[degree])
degree_obs ~ maybe_swap(degree, observed_values[:Credential], error_prob)
end
end

```

```

latent class City
  c2z3 ~ unmodeled(); guaranteed c2z3
  name ~ string_prior(3, 30, cities[c2z3])
end

latent class BusinessAddr
  addr ~ unmodeled(); guaranteed addr
  addr2 ~ unmodeled(); guaranteed addr2
  zip ~ string_prior(3, 10); guaranteed zip
  legal_name ~ unmodeled(); guaranteed legal_name
  subproblem begin
    city ~ City
    city_name ~ typos(city.name)
  end
end

observation class Obs
  p ~ Physician
  a ~ BusinessAddr
end

```

B Inference hints

PClean supports three types of *inference hint*: subproblem declarations, preferred values arguments, and guaranteed observation statements. In this section, we describe each, and give an empirical demonstration of how the results in Section 3 depend on them (Table 3).

B.1 Subproblem declarations

Subproblem declarations allow users to explicitly control which attributes and reference slots are included within each subproblem S_C^i (see Section 3). Larger subproblems lead to more expensive subproblem proposals Q_C^i , but can lead to more accurate results. Users declare a subproblem by wrapping adjacent attribute and reference statements into a **subproblem begin ... end** block.

To see the value of subproblem declarations, consider the *Hospital* program above. If we remove the **subproblem begin ... end** inference hint around the second subproblem in that model, then each line is treated as its own subproblem. We ran cleaning using this modified model (but kept other settings equal) and obtained an F_1 score of only 0.18 (recall = 0.71, precision = 0.11).

B.2 Preferred values arguments

Preferred values arguments $\xi_{C.X}$ are optional arguments to distributions like **string_prior** that have infinite or very large support. The model itself does not change as a result of providing a preferred values argument. However, the proposal Q_C^i is adapted to reflect that posterior mass is expected to concentrate on the user-provided list of preferred values. In the models for this paper, we often specified preferred values equal to all observed values in a particular column, or values observed to co-occur with another value in a separate column. For example, we model the name of a city in the *Hospital* dataset as a string generated from a broad prior, but indicate that we expect posterior mass to concentrate on the set of strings that have actually been observed as city names in the dataset.

To illustrate the value of preferred values arguments, we perform two targeted experiments. First, for the *Flights* dataset, we consider removing the preferred values argument from the `time_prior` call for the scheduled departure time of a flight. This yields a diminished overall F_1 of 0.62 (recall = 0.70, precision = 0.55), due to mostly incorrect inferences about the scheduled departure time field. (Runtime is also slightly longer, because of the increased number of sampling operations from the `time_prior` proposal.) Second, we consider the effect of a preferred values argument that is very broad: we replace the more targeted preferred values argument for scheduled departure time with a list of all timestamps appearing anywhere in the *Flights* data (around 800 options). Inference quality is unaffected ($F_1 = 0.90$, precision = 0.91, recall = 0.89), but running time is 7x longer: completing five iterations of particle Gibbs requires 95 seconds, instead of 13.

Preferred values arguments are a simple way to make inference in large discrete domains (e.g., strings) tractable. Researchers have also explored more sophisticated techniques for inference with strings [49, 52]. It may be possible to incorporate such strategies into a future version of PClean for

Dataset + Inference Hints	F1	Recall	Precision	Runtime
Hospital (with both subproblem blocks)	0.91	0.83	1.0	39.9s
Hospital (with only first subproblem block)	0.18	0.71	0.11	37.8s
Flights (with preferred values, guaranteed flight ID)	0.90	0.89	0.91	13.5s
Flights (no preferred values for departure time)	0.62	0.70	0.55	17.6s
Flights (overly broad preferred values for departure time)	0.90	0.89	0.91	95.4s
Flights (no guaranteed flight ID)	0.90	0.89	0.91	17.2s

Table 3: Effect of removing each kind of inference hint on accuracy and runtime of inference.

more complex string-based inference, alleviating the need for preferred values arguments in some cases.

B.3 Guaranteed observation statements

Guaranteed observations are declared using the **guaranteed** keyword, which tells PClean that the value of a particular variable in a PClean model is guaranteed to be observed. This allows PClean to index object collections by these observed variable values, enabling fast lookups of all existing latent objects that are consistent with a particular observation of the variable. In the *Flights* dataset, removing the **guaranteed** statement from the `flight_id` attribute yields no change in inference results, but a modest 31% increase in running time (up to 17s from 13s). On a larger dataset, this runtime difference would be more pronounced.

C Synthetic Rent Dataset

Here we detail the generative process for the synthetic apartment rent dataset used to empirically evaluate PClean. The dataset was assembled using the County Population Totals table from the U.S. census and the 50th Percentile Rent Estimate table from the U.S. Department of Housing and Urban Development [43].

The clean dataset consists of 50,000 rows that were each generated in the following manner:

- The county-state combination is chosen proportionally to its population in the United State
- The size of the apartment is chosen uniformly from studio, 1 bedroom, 2 bedroom, 3 bedroom, 4 bedroom)
- The rent is chosen according to a normal distribution in which the mean is the median rent for an apartment of the chosen size in the chosen country and the standard deviation is chosen to be 10% of the mean

The dataset was then dirtied in the following ways:

- 10% of state names are deleted (many counties exist across multiple states, e.g. 30 states have a Washington County).
- Approximately 1-2% of county names are misspelled
- 10% of apartment sizes are deleted
- 1% of apartment prices are listed in the incorrect units (thousands of dollars, instead of dollars)