

A Lower Bound for Dynamic Fractional Cascading

Peyman Afshani*

Computer Science Department, Aarhus University

peyman@cs.au.dk

Abstract

We investigate the limits of one of the fundamental ideas in data structures: fractional cascading. This is an important data structure technique to speed up repeated searches for the same key in multiple lists and it has numerous applications. Specifically, the input is a “catalog” graph, \mathbf{G}_{cat} , of constant degree together with a list of values assigned to every vertex of \mathbf{G}_{cat} . The goal is to preprocess the input such that given a connected subgraph \mathbf{G}' of \mathbf{G}_{cat} and a single query value q , one can find the predecessor of q in every list that belongs to \mathbf{G}' . The classical result by Chazelle and Guibas shows that in a pointer machine, this can be done in the optimal time of $\mathcal{O}(\log n + |\mathbf{G}'|)$ where n is the total number of values. However, if insertion and deletion of values are allowed, then the query time slows down to $\mathcal{O}(\log n + |\mathbf{G}'| \log \log n)$. If only insertions (or deletions) are allowed, then once again, an optimal query time can be obtained but by using amortization at update time.

We prove a lower bound of $\Omega(\log n \sqrt{\log \log n})$ on the worst-case query time of dynamic fractional cascading, when queries are paths of length $\mathcal{O}(\log n)$. The lower bound applies both to fully dynamic data structures with amortized polylogarithmic update time and incremental data structures with polylogarithmic worst-case update time. As a side, this also proves that amortization is crucial for obtaining an optimal incremental data structure.

This is the first non-trivial pointer machine lower bound for a dynamic data structure that breaks the $\Omega(\log n)$ barrier. In order to obtain this result, we develop a number of new ideas and techniques that hopefully can be useful to obtain additional dynamic lower bounds in the pointer machine model.

1 Introduction

Our motivation lies at the intersection of two important topics: the fractional cascading problem and proving dynamic lower bounds in the pointer machine model. We delve into each of them below but to summarize, we give the first lower bound for the fractional cascading problem, which we believe is the first major progress on this problem since 1988, and in addition, our lower bound is the first non-trivial pointer machine lower bound for a dynamic data structure that breaks the $\Omega(\log n)$ barrier.

By now fractional cascading is one of the fundamental and classical techniques in data structures and in fact, it is routinely taught in various advanced data structures courses around the world. Its importance is due to a very satisfying and elegant answer that it gives to a common problem in data structures: how to search for the same key in many different lists? Fractional cascading provides a very general framework to solve the problem: the input can be any graph of constant degree, \mathbf{G}_{cat} , called the “catalog” graph. Also as part of the input, each vertex of \mathbf{G}_{cat} is associated with a “catalog” that is simply a list of values from an ordered set. The goal is to build a data structure such that given a query value q from the ordered set, and a connected subgraph \mathbf{G}' of \mathbf{G}_{cat} , one can find the predecessor of q in every catalog associated with the vertices of \mathbf{G}' . As the lists of different vertices are unrelated, at the first glance it seems difficult to do anything other than just a binary search in each list, for a total query time of $\Omega(|\mathbf{G}'| \log n)$. Fractional cascading reduces this time to $\mathcal{O}(|\mathbf{G}'| + \log n)$, equivalent to constant time per predecessor search, after investing an initial $\log n$ time.

*Supported by DFF (Det Frie Forskningsråd) of Danish Council for Independent Research under grant ID DFF–7014–00404.

This problem of performing iterative searches has shown up multiple times in the past. For example, in 1982 Vaishnai and Wood [28] used “layered segment tree” to break-through this barrier and in 1985 research on the planar version of orthogonal range reporting led Willard [29] to the notion of “downpointers” that allowed him to do $\log n$ searches in $O(\log n)$ time. The next year and in a two-part work, Chazelle and Guibas presented the fully-fledged framework of fractional cascading and used it to attack a number of very important problems in data structures [13, 14]: they presented a linear-size data structure that could answer fractional cascading queries in $O(\log n + |\mathbf{G}'|)$ time. As discussed, this is optimal in the comparison model but also in the pointer machine model. The idea behind fractional cascading also shows up in other areas, e.g., some of the important milestones in parallel algorithms were made possible by similar ideas (e.g., Cole’s seminal $O(\log n)$ time parallel sorting algorithm [18]; see also [9] for further applications in the PRAM model).

The dynamic case. However, despite its importance, the dynamic version of the problem is still open. Chazelle and Guibas themselves investigated this variant. Here, some optimal results were obtained quickly: If only insertions (or deletions) are allowed, then updates can be done in $O(\log n)$ amortized time (i.e., in $O(n \log n)$ time over a sequence of n updates) while keeping the optimal query time. However, if both insertions and deletions are allowed then the query time becomes $O(\log n + |\mathbf{G}'| \log \log n)$. After presenting the dynamic case, Chazelle and Guibas expressed dissatisfaction at their solution, wondering whether it is optimal¹. Later work by Mehlhorn and Näher [23] improved this dynamic solution by cutting down update time to amortized $O(\log \log n)$ time but they could not offer any improvement on the query time. Dietz and Raman removed the amortization to make the update time of $O(\log \log n)$ worst-case [19]. Finally, while working on the dynamic vertical ray shooting problem, Giora and Kaplan [20] showed that the extra $\log \log n$ factor is in fact an additive term when considering the degree of the graph \mathbf{G}_{cat} , i.e., queries can be performed in $O(\log n + |\mathbf{G}'|(\log \log n + \log d))$ time where d is the maximum degree of \mathbf{G}_{cat} . However, despite all this attention given to the dynamic version of the problem, the extra $\log \log n$ factor behind the output size persisted.

The results by Chazelle and Guibas hold in the general pointer machine model: the memory of the data structure is composed of cells where each cell can store one element as well as two pointers to other memory cells and the only way to access a memory cell is to follow a pointer that points to the memory cell. In this model, it seems difficult to improve or remove the extra $\log \log n$ factor. On the other hand, lower bound techniques for dynamic data structure problems in the pointer machine model are quite under-developed. We will discuss these next.

The pointer machine lower bounds. As it will be evidence soon, proving *dynamic* lower bounds in this model is very challenging, even though it is one of the classical models of computation and it is a very popular model to represent tree-based data structures as well as many data structures in computational geometry. Here, our focus will be on the lower bound results only.

Many fundamental algorithmic and data structure problems were studied in 1970s and in the pointer machine model. Perhaps the most celebrated lower bound result of this period is Tarjan’s $\Omega(m\alpha(m, n))$ lower bound for the complexity of n “union” operations and m “find” operations when $m > n$, [27]. This was later improved to $\Omega(n + m\alpha(m, n))$ [10, 25] for any m and n . Here $\alpha(m, n)$ is the inverse Ackermann function. However, originally, the existing lower bounds needed a certain “separation assumption” that essentially disallowed placing pointers between some elements (e.g., elements from different sets) [27, 26, 10]. In 1988, Mehlhorn et al. [22] studied the dynamic predecessor search problem in the pointer machine model, under the name of “union-split-find” problem, and they proved that for large enough m , a sequence of m insertions, m queries and m deletions, requires $\Omega(m \log \log n)$ time. This was a significant contribution since not only they proved this without using the separation assumption but also in the same paper they showed that the separation assumption can in fact result in loss of efficiency, i.e., a pointer machine without the separation assumption can outperform a pointer machine with the separation assumption. Following this and in 1996, La

¹They write [13]: “The most unsatisfactory aspect of our treatment of fractional cascading is the handling of the dynamic situation. Is our method optimal?”

Poutre showed that lower bounds for the union-find problem still hold without the separation assumption [25]. We note that the lower bound of Mehlhorn et al. was later strengthened by Mulzer [24].

The lower bound of Mehlhorn et al. [22] on the dynamic predecessor search problem can be viewed as a “budget fractional cascading lower bound”. However, it only provides a very limited lower bound; essentially, it only applies to data structures that treat a dynamic fractional cascading query on a subgraph \mathbf{G}' as a set of $|\mathbf{G}'|$ independent dynamic predecessor queries. But obviously, the data structure may opt to do something different and in fact in some cases something different is actually possible. For example, if \mathbf{G}_{cat} is a path, then the dynamic fractional problem on \mathbf{G}_{cat} reduces to the dynamic interval stabbing problem for which data structures with $O(\log n + |\mathbf{G}'|)$ query time exist (e.g., using the classical segment tree data structure). As a result, the lower bound of Mehlhorn et al. [22] is not enough to rule out “clever” solutions that somehow circumvent treating the problem as a union of independent predecessor queries.

As far as we know, these are the major works on dynamic lower bounds in the pointer machine model. It turns out, proving non-trivial lower bounds in this model is in fact quite challenging. In all the dynamic lower bounds above, after being given a query, the data structure has $o(\log n)$ time to answer it: in the dynamic predecessor problem studied by Mehlhorn et al. [22], the query is a pointer to an element u and the data structure is to find the predecessor of u in $O(\log \log n)$ time. In the union-find problems, the query is once again a pointer to an element of a set, and the data structure should find the “label” of the element with very few pointer navigations. Contrast this with the fractional cascading problem: the query could be a subgraph \mathbf{G}' of size $\log n$, which would give the data structure at least $\Omega(\log n)$ time.

Lack of techniques for proving high pointer machine lower bounds for dynamic data structure is quite disappointing, specially compared to the static world where there are a lot of lower bounds to cite and at least two relatively easy-to-use lower bound frameworks. In fact, static pointer machine lower bounds are so versatile that they have been adopted to work in other models of computation, such as the I/O model. But not much has happened for a long time in the dynamic front.

1.1 Our Results.

We believe we have made significant progress in two fronts: we prove a lower bound of $\Omega(\log n \sqrt{\log \log n})$ on the worst-case query time of dynamic fractional cascading, when queries are paths of length $O(\log n)$. Our lower bound actually is applicable in two scenarios: (i) when the data structure is fully dynamic and the update time is amortized and polylogarithmic (i.e., it takes $O(n \log^{O(1)} n)$ time to perform any sequence of n insertions or deletions) or (ii) in the incremental case, when the data structure is only required to do insertions but the update time must be polylogarithmic and worst-case. This proves that in an incremental data structure, amortization is required to keep the query time optimal, inline with the upper bounds [13].

As far as we are aware, this is the first non-trivial² pointer machine lower bound for a dynamic data structure that exceeds $\Omega(\log n)$ bound. Thus, we believe our technical contributions are also important. We introduce a number of ideas that up to our knowledge are new in this area. Unfortunately, our proof is quite technical and involves making a lot of definitions and small observations. Simplifying our techniques and turning them into a more easily applicable framework is an interesting open problem.

Finally, we remark that since we obtain our lower bound using a geometric construction, our results have another consequence: we can show that the dynamic rectangle stabbing problem in the pointer machine model requires $\Omega(\log n \sqrt{\log \log n})$ query time, assuming polylogarithmic update time. The static problem can be solved in linear space and with $O(\log n + k)$ query time [11] and thus our lower bound is the first provable separation result between dynamic vs static versions of a range range reporting problem.

²By “non-trivial” we mean a query lower bound that is asymptotically higher than the best lower bounds for the static version of the problem; clearly, any lower bound that one can prove for a static data structure problem, trivially applies to the dynamic case as well.

2 The Model of Computation and Known Static Results

2.1 The Lower Bound Model.

We now formally introduce the particular variant of the pointer machine model that is used for proving lower bounds. Here, the memory is composed of cells and each cell can store one value from the catalogue of any vertex of \mathbf{G}_{cat} . In addition, each cell can store up to two pointers to other memory cells. We think of the memory of the data structure as a directed graph with out-degree at most two where a pointer from a memory cell u to a memory cell w is represented as a directed edge from u to w . There is a special cell, the root, that the data structure can always access for free.

We place two restrictions in front of the data structure: one, the only way to access a memory cell w is first to access a memory cell u that points to w and then to use the pointer from u to w to access w . And two, the input values must be stored atomically by the data structure and the only way the data structure can output any input value e_i is to access a memory cell u that stores e_i .

On the other hand, we only charge for two operations: At the query time, we only charge for pointer navigations, i.e., only count how many cells the data structure accesses. At the update time, we only count the number of cells that the data structure changes.

Thus, in effect we grant the data structure infinite computational power, as well as full information regarding the structure of the memory graph; e.g., the query algorithm fully knows where each input value is stored and it can compute the best possible way (i.e., solve an implicit Steiner subgraph problem) to reach a cell that stores a desired output value or the update algorithm can figure out how to change the minimum number of pointers to allow the query algorithm the best possible ability to do the navigation. In essence, a dynamic lower bound is a statement about “the connectivity bottleneck” of a dynamic directed graph with out-degree two.

2.2 Static Lower Bounds.

Lower bounds for static data structure problems in the pointer machine model have a very good “success rate”, meaning, there are many problems for which these lower bounds match or almost match the best known upper bounds. We can attribute the initiation of this line of research to Bernard Chazelle, who in 1990 [12] introduced the first framework for proving lower bounds for static data structures in the pointer machine model and also used it to prove an optimal space lower bound for the important orthogonal range reporting problem. Since then, for other important problems, similar lower bounds have been found: optimal and almost optimal space-time trade-offs for the fundamental simplex range reporting problem [1, 16], optimal query lower bounds for variants of “two-dimensional fractional cascading” [15, 4], optimal query lower bounds for the axis-aligned rectangle stabbing problem [2, 3], and lower bounds for multi-level range trees [5]. This list does not include lower bounds that can be obtained as consequences of these lower bounds (e.g., through reductions). In addition, the pointer machine lower bound frameworks have been applied to some string problems [7, 6, 17] as well as to the I/O model (a.k.a the external memory model) [21, 8]. In fact, the author has shown that under some very general settings, it is possible to directly translate a pointer machine lower bound to a lower bound for the same problem in the I/O model [1].

Unfortunately, none of the above progress can be translated to dynamic problems, mostly due to a severe lack of techniques for proving dynamic pointer machine lower bounds. It is our hope that this paper in combination with the techniques used in the aforementioned static lower bounds can be used to advance our knowledge of dynamic data structure lower bounds.

3 Preliminaries

We will always be dealing with directed graphs, when are talking about structures in the memory and thus we may drop the word “directed” in this context. Here, a directed a tree is one where all the edges are directed away from root. Also, as already mentioned, we grant unlimited computational power and full information

about the current status of the memory to the algorithm. But this does not apply to the future updates! *The algorithm does not know what will be the future updates, in fact, revealing that information will cause the lower bound to disappear.*

For a vertex v in a directed graph, k -in-neighborhood of v is the set of vertices that have a directed path of length at most k to v and k -out-neighborhood of v is the set of vertices that can be reached from v by a directed path of size at most k .

3.1 The structure of the proof.

In the next section, we show a general reduction that allows us to apply a lower bound for incremental data structures with worst-case update time, to fully dynamic data structures with amortized update time. Thus, in the rest of the proof we only consider incremental data structures with polylogarithmic worst-case update times.

In Section 5, we construct a set of difficult insertions. Our catalog graph is a balanced binary tree of height $\log n$. Then, to define the sequence of insertions, we work in t epochs and in the i -th epoch we will insert $O(\frac{bn}{2^{\gamma i}})$ values into the catalog graph, for some parameter b, t and γ ; their exact values don't matter but note that this is a geometrically decreasing sequence of i , the epoch number. The values that we choose to insert are selected randomly with respect to a particular distribution; it is important that the data structure does not know which values are going to be inserted³. In addition, in this section we show that the problem can be turned into a geometric stabbing problem where inserted values can be turned into rectangles (called sub-rectangles) and a fractional cascading query is mapped to a point. The answer to the query is the set of sub-rectangles that contain the query point.

In Section 6, we define a notion of “persistent structures”. We call them ordinary connectors and their properties are roughly summarized below: an ordinary connector \mathcal{C} (i) is a subtree of the memory graph at the end of epoch t (ii) some of its cells are marked as “output nodes” (i.e., output producing nodes) and each output node stores a sub-rectangle (i.e., a value inserted into some catalog) (iii) for every output node w that stores a sub-rectangle (i.e., value) inserted during epoch i , no ancestor of w is updated in epochs $i + 1$ or later. Recall that we only ask queries at the end of epoch t and so the main result of this section is that if the query time is smaller than the claimed lower bound, then the data structure must explore a subgraph of the memory graph which contains “large” ordinary connectors with a “high density” of output nodes; thus, if the worst-case query time is smaller than the claimed lower bound, then all the queries must have this property. An interesting aspect of this proof is that it does not use the fact that the data structure does not know about the future updates, meaning, in this section we can even assume that the data structure knows exactly what values are going to be inserted in each epoch.

Section 7 is the most technical part of the proof and it tries to reach a contradiction in light of the main theorem of Section 6. Recall that Section 6 had proven that \mathcal{C} must be “large” and “dense”, i.e., it must have a lot of cells and a large fraction of its cells should be output cells. This means that as we look at the evolution of \mathcal{C} throughout the epochs, it should collect a lot of output cells at each epoch. This brings us to a notion of living tree. These are subtrees of the memory graph at some epoch i with the property that they can potentially “grow” to be an ordinary connector \mathcal{C} ; another way of saying it is that living trees of epoch i are subgraphs of \mathcal{C} during epoch i . Next, we allocate a notion of “area” or “region” to each ordinary connector as well as to each living tree. Recall that in Section 5 we have shown that fractional cascading queries can be represented as points. Thus, intuitively, a region associated to an ordinary connector \mathcal{C} (or a living tree) is a subset of the query region that contains the points for which \mathcal{C} can be the ordinary connector (or grow to be the regular connector) claimed by the main theorem of Section 6. Using this concept, then we associate a notion of “area” and “region” to each memory cell v . Roughly speaking, this represents the regions of all the living trees for which v can be updated to be a living tree in the future epochs. In this section, we have to use the critical limitation of the algorithm which is that it does not know the future updates. Using this and via a potential function argument, we essentially show that the probability that

³Otherwise, it can “prepare” for the future updates, meaning, it can build the necessary “connectivity structures” to accommodate those updates and then just update very few cells once those values get inserted.

a living tree in epoch i grows into a living tree in future epochs is small. As a result, we can bound the expected number of living trees in each epoch. As a further consequence, this bounds the expected number of regular connectors at the end of epoch t . By picking our parameters carefully, we make sure that this number is sufficiently small that it contradicts the claim in Section 6. The only way out of this contradiction is that some queries times must be larger than our claimed lower bound, thus, proving a lower bound on the worst-case query time.

4 From Worst-case to Amortized Lower Bounds

We work with the following definition of amortization. We say that an algorithm or data structure has an amortized cost of $f(n)$, for a function $f : \mathbb{N} \rightarrow \mathbb{N}$, if for any sequence of n operations, the total time of performing the sequence is at most $nf(n)$.

We call the following adversary, an Epoch-Based Worst-Case Incremental Adversary (EWIA) with update restriction $U(n)$; here $U(n)$ is an increasing function. The adversary works as follows. We begin with an empty data structure containing no elements and then the adversary reveals an integer k and they announce that they will insert $O(n)$ elements over k epochs. Next, the adversary allows the data structure $nU(n)$ time before anything is inserted. At each epoch i , they reveal an insertion sequence, s_i , of size n_i . At the end of epoch k , the adversary will ask one query. The only restriction is that the insertions of epoch i must be done in $n_iU(n)$ time once s_i is revealed. So the algorithm is not forced to have an actually worst-case insertion time and it suffices to perform all the s_i insertions in $n_iU(n)$ time. We iterate that the adversary allows the data structure to operate in the stronger pointer machine model (i.e., with infinite computational power and full information about the current status of the memory graph).

Lemma 1. *Consider a dynamic data structure problem where we have insertions, deletions and queries. Assume that we can prove a worst-case query time lower bound of $Q(n)$ for any data structure, using an EWIA with k epochs and with update restriction $U(n)$.*

Then, any fully dynamic data structure \mathcal{A} that can perform any sequence of N insertions and deletions, $N \geq n$, in $\frac{U(N)}{8k}N$ total time (i.e., \mathcal{A} has amortized $O(U(N)/k)$ update time), must also have $\Omega(Q(n))$ lower bound for its worst-case query time.

Proof. See Appendix A. □

5 The Input Construction

In this section, we describe our catalog graph as well as the sequences of insertions used in our lower bound.

The catalog graph \mathbf{G}_{cat} is a balanced binary tree of height $\log n$. To be able to describe the sequence of insertions, we will use a geometric representation of our construction as follows. We measure the level of any vertex in \mathbf{G}_{cat} from 1, for convenience. So, the root of \mathbf{G}_{cat} has level 1 while any vertex with distance k to the root has level $k + 1$; the leaves of \mathbf{G}_{cat} have level $\log n$. Let $\mathcal{Q} = [1, n] \times [1, n]$. We use the Y -axis to model the universe (i.e., the values in the catalogs) while the X -axis will be used to capture the catalog graph \mathbf{G}_{cat} . We map each vertex in \mathbf{G}_{cat} to a rectangular region in \mathcal{Q} . Partition \mathcal{Q} into 2^{j-1} congruent “slabs” using vertical lines (i.e., $2^{j-1} - 1$ vertical lines). Assign these rectangles to the vertices of \mathbf{G}_{cat} at level j , from left to right. In particular, the root of \mathbf{G}_{cat} will be assigned the entire \mathcal{Q} whereas the left child of the root will be assigned the left half of \mathcal{Q} and so on. For a vertex $v \in \mathbf{G}_{\text{cat}}$, let $R(v)$ be the rectangle assigned to v . See Figure 1(left).

Observation 1. *For two vertices $v, w \in \mathbf{G}_{\text{cat}}$, $R(v)$ and $R(w)$ have non-empty intersection if and only if one of the vertices is an ancestor of the other one.*

We will only insert integers between 1 and n into the catalog of vertices of \mathbf{G}_{cat} . Assume, we have inserted values $y_1, \dots, y_k \in [n]$ into the catalog of v . Then, in our geometric view, we partition $R(v)$ into sub-rectangles using horizontal lines at coordinates y_1, \dots, y_k . See Figure 1(right).

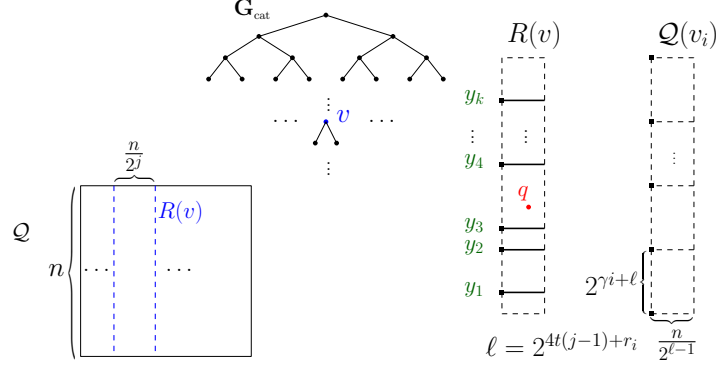


Figure 1

Observation 2. Let π be a path from the root of \mathbf{G}_{cat} to a leaf v . Let y be a (query) value in $[n]$. Consider the pair (π, y) as a fractional cascading query.

Let x be the X -coordinate of a point that lies inside $R(v)$. Then, the fractional cascading query is equivalent to finding all the sub-rectangles that contain the query point $q = (x, y)$.

In the rest of our proof, we will only consider fractional cascading queries that can be represented by such a query point q . As we are aiming to prove a lower bound, this restriction is valid. Observe that in this view, the fractional cascading problem is essentially a (restricted form of) rectangle stabbing problem. We are now ready to define our sequence of insertions.

5.1 Parameters and Assumptions.

We will only consider data structures with polylogarithmic update times. Let U be the update time of the data structure. Thus, $\log U = \Theta(\log \log n)$. Shortly, we will describe our construction of difficult insertion sequences followed by a proof of why they are difficult. This will be done using a number of parameters; it is possible to read the proof without knowing the parameters in advance (in particular, at some point the author had to select the best parameters to obtain the highest lower bound), but probably it is more convenient to have their final values in mind so that one can have a “ballpark” notion of how large each parameter is. Let $\gamma = 100(\log \log n + \log U)$, $t = \frac{\log n}{\gamma}$ and $b = \gamma/4$. b and t will be used in the construction, specifically, to define our insertion sequences. Observe that $tb = (\log n)/4$.

The list of other parameters that we use include the following. We set $\alpha = \varepsilon^2 \sqrt{\log \log n}$, and $\beta = \varepsilon \sqrt{\log \log n}$ and ε is a sufficiently small constant. Our goal is to show a lower bound of $\Omega(\alpha \log n)$ for a fractional cascading query of length $\log n$, meaning, α will be the multiplicative factor of our lower bound. We define $\mu = \frac{\log t}{8}$ and $c = \frac{t\gamma}{18\alpha\beta} \geq 4t$.

5.2 Details of the Construction

Our construction has t epochs where at epoch i , we will insert some values in the catalog of some vertices of \mathbf{G}_{cat} . The value t is fixed and known in advance, by the data structure.

We partition the vertices of \mathbf{G}_{cat} into subsets that we call bands. The first $2t$ levels of \mathbf{G}_{cat} (i.e., the vertices in the top $2t$ levels of \mathbf{G}_{cat}) are placed in the first band, the next $2t$ levels are placed in the second band and so on. Overall, we get $\frac{\log n}{2t}$ bands (for simplicity, we assume the division is an integer).

The vertices of the even bands (i.e., bands 2, 4, 6, etc.) will have their catalogs empty; we will never insert anything in vertices of these bands. Let b be the number of odd bands.

To be more precise, the j -th odd band consists of levels $4t(j-1) + 1$ to $4t(j-1) + 2t$. Initially all these levels are marked as untaken. During epoch i , we select b untaken levels, $\ell_{i,1}, \dots, \ell_{i,b}$ where $\ell_{i,j}$ is selected uniformly at random among all the untaken levels of the j -th odd band. These levels then are marked as

taken; this operation also comes with corresponding insertion sequences that we will define shortly. However, we have the following observation.

Observation 3. *In every epoch, and in every odd band, we have at most $2t$ choices and at least t choices for which level to take. Furthermore, the choices of different odd bands are independent.*

Assume we are at epoch i . Then, taking a level $\ell = 4t(j-1) + r_i$ uniquely determines the sequence of values that we insert in the catalogs of the vertices of level ℓ , as follows. Consider a vertex v at level ℓ . We divide $R(v)$ into $\frac{n}{2^{\gamma i + \ell}}$ congruent sub-rectangles which means we insert the Y -coordinates of their boundaries as values in the catalog of v (Figure 1(right)).

Lemma 2. *During epoch i , a total of $\frac{bn}{2^{\gamma i}}$ values are inserted, independent of which levels are taken. Also, a sub-rectangle inserted during epoch i at a vertex of level ℓ has height $2^{\gamma i + \ell}$ and width $\frac{n}{2^{\ell-1}}$ and area of $\Theta(2^{\gamma i}n)$.*

Proof. Assume we take a level $\ell = 4t(j-1) + r_i$ and let v be a vertex of level ℓ . As discussed, we divide $R(v)$ into $\frac{n}{2^{\gamma i + \ell}}$ sub-rectangles, so each sub-rectangle is thus a rectangle of height $2^{\gamma i + \ell}$ and width $\frac{n}{2^{\ell-1}}$ with an area of $2^{\gamma i + \ell} \cdot \frac{n}{2^{\ell-1}} = \Theta(2^{\gamma i}n)$.

As the number of vertices of level ℓ is 2^ℓ , the total number of values that we insert at this level is $\frac{n}{2^{\gamma i}}$; this only depends on i , the epoch and thus, over all the b odd bands, we have $\frac{bn}{2^{\gamma i}}$ values inserted. \square

For the ease of presentation, we now define a notion epoch of change (EoC). Consider epoch i . The sub-rectangles that we insert during this epoch are said to have EoC i . Any memory cell that is updated during this epoch has its EoC sets to i . Note that if a memory cell gets updated during epochs $i_1 < \dots < i_\ell$, then it will have EoC i_ℓ at the end. We use $\text{EoC}(v)$ to denote the EoC of a memory cell v .

6 Persistent Structures

6.1 The Existence Proof.

In this section, we consider the data structure after we have made all the insertions, at the end of epoch t . Here, we choose to view the fractional cascading problem as the rectangle stabbing problem, as outlined by our geometric view, where a query is represented by a point $q \in \mathcal{Q}$. Observe that every query point q is contained inside $tb = \Theta(\log n)$ sub-rectangles and thus tb is the output size. Our ultimate goal is to show that the worst-case query time of the data structure is at least αtb .

Let $T(q)$ be a smallest directed tree explored at the query time that outputs all the sub-rectangles containing q . Thus, $T(q)$ contains tb cells that produce output; we call these, output cells. We call a subtree C of $T(q)$ that has x output cells marked as output cells a x -connector and its size is its number of vertices. Note that two connectors that have identical set of memory cells and edges are considered to be different if they have different subsets of cells marked as output. If there exists a query q such that for every tree $T(q)$ with tb output cells we have $|T(q)| \geq \alpha tb$, then, the worst-case query time of the data structure is at least αtb and thus we have nothing left to prove. As a result, in the rest of this proof we assume that for every query q , there exists one tree $T(q)$ of size less than αtb .

The concept of “connectors” is a crucial part of static pointer machine lower bounds. However, this alone will not be sufficient for a dynamic lower bound. The problem is that we do not have any control on how these connectors are created. Ideally, we would like to be able to locate the same connector throughout the entire sequence of updates. To do that, we define the notions of strange and ordinary connectors. A connector is called strange if it contains two nodes u and w such that w is an ancestor of u (in the connector) and u is an output node that outputs a sub-rectangle of EoC i but w is updated during a later epoch, meaning, $\text{EoC}(w) > i$. See Figure 2. In plain English, the connector produces an output from an epoch i using a memory cell that was updated in a later epoch i' . A connector that is not strange is called ordinary.

Ordinary connectors will be extremely useful later but at this point its not clear if such connectors even exist. In fact, for large values of k , we can clearly see that ordinary k -connectors may not exist: consider

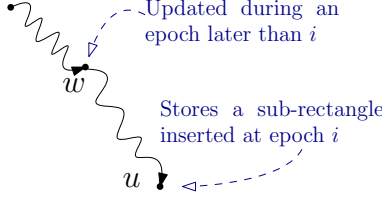


Figure 2: A strange connector.

tb -connectors. Every query outputs exactly tb sub-rectangles, so $T(q)$ is the only tb -connector in $T(q)$. However, $T(q)$ always contains the root of the data structure, meaning, if the root is updated at every epoch, then there are no ordinary tb -connectors.

The main result of this section is that for an appropriate choice of k , ordinary k -connectors in fact exist. What we will prove is in fact slightly more complicated; we will show that for most queries q , ordinary k -connectors exist. To do that, we mark certain regions of \mathcal{Q} as strange and we will show that as long as q does not come from the strange region, then $T(q)$ will contain an ordinary k -connector.

6.2 Strange Regions.

In this subsection, we only consider the status of the data structure at the end of epoch t . Let \mathcal{G}_{mem} be this memory structure.

Marking regions. This process uses a parameter x , to be fixed later. To mark the strange region, we perform the following for every integer $z \leq x$ and every memory cell $w \in \mathcal{G}_{\text{mem}}$. Consider all the trees that can be made, starting from w as their root and by following z edges in \mathcal{G}_{mem} . Let T be one such tree. Consider all possible ways of marking the cells of T as output cells. Let u_1, \dots, u_r be a particular choice of output cells in T . If each u_ℓ , $1 \leq \ell \leq r$ stores a sub-rectangle B_ℓ such that $\text{EoC}(w) > \text{EoC}(B_\ell)$ and if $r \geq \frac{z}{\beta}$, for a parameter β , we mark $B_1 \cap \dots \cap B_r$ as strange.

Our main lemma in this section is the following.

Lemma 3. *If $x \leq \frac{t\gamma}{18\beta}$, then the total area of the strange regions is $o(n^2)$.*

Proof. The number of insertions performed at epoch i is $\frac{bn}{2^{\gamma i}}$ by Lemma 2 and since we are working in the EWIA model, the number of memory cells of EoC i is at most

$$(1) \quad \frac{bnU}{2^{\gamma i}}.$$

Pick one memory cell w with $\text{EoC}(w) = i$. Starting from w and using z edges, we can form at most 2^{2z} subtrees T . We can also mark the cells in T as output or not in at most 2^z different ways. Thus, the total number of marked trees considered is

$$(2) \quad \frac{bnU2^{3z}}{2^{\gamma i}}.$$

Following the definition of our marking process, let T be one such tree and let u_1, \dots, u_r be all the marked cells in T . Assume that each u_ℓ , $1 \leq \ell \leq r$, stores a sub-rectangle B_ℓ such that $\text{EoC}(w) > \text{EoC}(B_\ell)$, as otherwise, no region is marked strange. Assume B_ℓ is inserted in the catalog of a node v_ℓ at level k_ℓ . Observe that if $B_1 \cap \dots \cap B_r = \emptyset$ then we do not increase the strange region. Thus, in the rest of this proof we only consider the case when $B_1 \cap \dots \cap B_r \neq \emptyset$. By Observation 1, this implies that all the nodes v_1, \dots, v_ℓ must lie on the same root to leaf path. Consequently, this implies all k_ℓ 's are distinct. Assume B_ℓ was inserted at epoch $i_\ell < i$. This means that B_ℓ is a rectangle with width $\frac{n}{2^{k_\ell - 1}}$ and with height $2^{k_\ell + \gamma i_\ell}$ by Lemma 2.

W.l.o.g, let B_1 be the rectangle with minimum width and B_2 be the rectangle with the minimum height, i.e., $k_1 = \max \{k_1, \dots, k_r\}$ and $k_2 + \gamma i_2 = \min \{k_1 + \gamma i_1, \dots, k_r + \gamma i_r\}$. We have, $B_1 \cap \dots \cap B_r \subset B_1 \cap B_2$. Furthermore,

$$(3) \quad \text{Area}(B_1 \cap B_2) = \frac{n}{2^{k_1-1}} 2^{k_2+\gamma i_2} = \frac{2n}{2^{k_1-k_2+\gamma(i-i_2)}} 2^{\gamma i}.$$

With a slight abuse of the notation and to reduce using extra variables, define $k_3 = \min \{k_1, \dots, k_r\}$ and $i_4 = \min \{i_1, \dots, i_r\}$ and note that the subscripts 1, 2, 3, 4 could refer to distinct or same sub-rectangles. Remember that we have $i_1, \dots, i_r < i$ and thus $i > i_3$. Also we have $k_3 + i_3\gamma \geq k_2 + i_2\gamma$ and thus

$$(4) \quad \begin{aligned} k_3 + i\gamma &> k_3 + i_3\gamma \geq k_2 + i_2\gamma \implies \\ k_3 &\geq k_2 + i_2\gamma - i\gamma \end{aligned}$$

and also since $k_1 \geq k_4$ and $k_2 + \gamma i_2 \leq k_4 + \gamma i_4$,

$$(5) \quad \begin{aligned} k_1 + i_4\gamma &\geq k_4 + i_4\gamma \geq k_2 + \gamma i_2 \implies \\ i_4 &\geq \frac{k_2 - k_1}{\gamma} + i_2. \end{aligned}$$

Remember that by our definitions, for every $1 \leq \ell \leq r$, we have $k_3 \leq k_\ell$ and $i_4 \leq i_\ell < i$. Furthermore, as argued previously, the sub-rectangles B_1, \dots, B_r have been inserted in nodes of v_1, \dots, v_r that all lie on the same root to leaf path in \mathbf{G}_{cat} . Additionally, if for two indices ℓ and ℓ' we have $i_\ell = i_{\ell'}$, then it follows that the sub-rectangles B_ℓ and $B_{\ell'}$ were inserted in the same epoch. But we only insert sub-rectangles into odd bands and between each two odd bands, there are at least $2t$ levels. Thus, $|k_\ell - k_{\ell'}| \geq 2t$. Putting this all together, it follows that for each value of i_ℓ , $i_4 \leq i_\ell < i$, there can be at most $\frac{k_1 - k_3}{2t}$ sub-rectangles in the list B_1, \dots, B_r . As a result, the maximum number of sub-rectangles in the list is $\frac{(i - i_4)(k_1 - k_3)}{2t}$, or in other words,

$$(6) \quad r \leq \frac{(i - i_4)(k_1 - k_3)}{2t}.$$

We now use inequalities (4) and (5) to obtain that

$$\begin{aligned} r &\leq \frac{(i - \frac{k_2 - k_1}{\gamma} - i_2)(k_1 - k_2 - i_2\gamma + i\gamma)}{2t} = \\ &\frac{(i\gamma - k_2 + k_1 - i_2\gamma)(k_1 - k_2 - i_2\gamma + i\gamma)}{2t\gamma} = \frac{(\gamma(i - i_2) + k_1 - k_2)^2}{2t\gamma} \end{aligned}$$

Also remember that we had $\frac{z}{\beta} < r$. Thus,

$$(7) \quad z < \frac{\beta(\gamma(i - i_2) + k_1 - k_2)^2}{2t\gamma}.$$

We now consider two cases.

Case (i) $z \geq \gamma/4$. As $z \leq x \leq \frac{t\gamma}{18\beta}$, by multiplying both sides with Equation (7) we get

$$(8) \quad z^2 < \frac{(\gamma(i - i_2) + k_1 - k_2)^2}{36} \implies 6z < \gamma(i - i_2) + k_1 - k_2.$$

Observe that we can plug in this inequality into Equation (3) and obtain that

$$(9) \quad \text{Area}(B_1 \cap B_2) < \frac{2n}{2^{6z}} 2^{\gamma i}.$$

We now calculate how much the strange region expands in this case. We need to sum over all choices of z (x choices) and in each sum, we need to multiply the number of trees we consider given in Equation (2) and the area of increase given in Equation (9). So the increase in the area of the strange region is bounded by

$$(10) \quad \begin{aligned} \sum_{z=1}^x \frac{bnU2^{3z}}{2^{\gamma i}} \cdot \frac{2n}{2^{6z}} 2^{\gamma i} &< \sum_{z=1}^x \frac{2bn^2U}{2^z} \leq \\ \frac{2bn^2Ux}{2^{\gamma/4}} &\leq \frac{2bn^2U\gamma \log n}{2^{\gamma/4}} \leq \frac{n^2}{\log^2 n} \end{aligned}$$

where the first inequality uses the assumption that $z \geq \gamma/4$ and the second inequality uses the fact that $x \leq \frac{t\gamma}{18\beta} < t\gamma \leq \gamma \log n$ and the third inequality uses the observation that $\gamma \geq 4(2 + \log b + \log U + \log \gamma + 3 \log \log n)$; the observation can be verified for large enough n if we plug in the value $\gamma = 100(\log n \log n + \log U)$. Since we have less than $\log n$ epochs, the total increase of the area of the strange region is bounded by $\frac{n^2}{\log n}$, in this case.

Case (ii) $z < \gamma/4$. Here, we simply observe that

$$(11) \quad \text{Area}(B_1 \cap B_2) = \frac{2n}{2^{k_1 - k_2 + \gamma(i - i_2)}} 2^{\gamma i} < \frac{2n}{2^\gamma} 2^{\gamma i}$$

since $i_2 < i$ and thus $\gamma(i - i_2) \geq \gamma$. As before, we can compute the total increase in the area of the strange region by summing over all choices of z (less than γ choices) and in each sum, we need to multiply the number of trees we consider given in Equation (2) and the area of increase given in Equation (11). We obtain that increase is bounded by

$$(12) \quad \begin{aligned} \sum_{z=1}^{\gamma/4} \frac{bnU2^{3z}}{2^{\gamma i}} \cdot \frac{2n}{2^\gamma} 2^{\gamma i} &= \sum_{z=1}^{\gamma/4} \frac{2bn^2U2^{3z}}{2^\gamma} \leq \\ \sum_{z=1}^{\gamma/4} \frac{2bn^2U}{2^{\gamma/4}} &= \frac{\gamma bn^2U}{2 \cdot 2^{\gamma/4}} < \frac{n^2}{\log^2 n} \end{aligned}$$

where the last inequality uses that $\gamma = 100(\log n \log n + \log U)$. As before, the total increase in the area of the strange region is bounded by $\frac{n^2}{\log n}$. \square

Lemma 4. *Let q be a query point from the ordinary region of \mathcal{Q} and let $T(q)$ be the tree traversed at the query time such that $|T(q)| < \alpha bt$. Let c be a parameter such that $c \leq \frac{t\gamma}{18\beta^2}$ where β is the parameter used in Section 6.2. We can find a number, m , of disjoint ordinary connectors such that the i -th connector has k_i output cells and has size at most βk_i with $c/4 \leq k_i \leq c$. Furthermore the connectors contain at least $tb(1 - 5\frac{\alpha}{\beta}) - \frac{c}{2}$ of the output cells.*

Proof. We first find a set of (initial) connectors iteratively, by cutting off subtrees of $T(q)$. Then, for each initial connector, we find a subset of it that is ordinary.

We find the initial set iteratively. In the i -th iteration, if there are fewer than $c/2$ output cells left, then we are done. Otherwise, consider the lowest cell v that has at least $c/2$ output cells in its subtree; as $T(q)$ is a binary tree, v has at most c in its subtree as otherwise, one of its children will have at least $c/2$ output cells and will be lower than v . Let k_i be the number of output cells at subtree of v and s_i be its size. If $s_i < \beta k_i/4$, then we have found one initial connector, we add it to the list of initial connectors we have found and delete v and its subtree and continue with the next iteration. However, if the subtree at v is larger than $\beta k_i/4$, we call its output cells wasted and again we delete the subtree hanging at v and then continue. Let K be the total number of wasted cells and with a slight abuse of notation, let $\mathcal{C}_1, \dots, \mathcal{C}_m$ be the set of initial connectors that we have found where \mathcal{C}_i has k_i output cells and has size $\alpha_i k_i$. Observe that $K < \frac{4\alpha tb}{\beta}$ since each wasted cell can be charged to at least $\beta/4$ other cells in the tree $T(q)$ and there are at most αbt cells in

$T(q)$. Every output cell is either wasted, placed in a connector or it is among the fewer than $c/2$ output cells left at the end of our iterations. Thus,

$$\sum_{i=1}^m k_i \geq tb - K - c/2 \geq tb - \frac{4\alpha tb}{\beta} - c/2.$$

Observe that the value c is chosen such that the size of each initial connector is at most $\beta c/4 < \frac{t\gamma}{18\beta}$, satisfying the condition of Lemma 3. Consider one connector C_i . If C_i is ordinary, then we are done. Otherwise, we will “unmark” some of its output cells, meaning, we will obtain another connector C'_i that has the exact same set of edges and vertices as C_i but whose set of output cells is a subset of the output cells of C_i . This unmarking will make sure that C'_i is ordinary and furthermore, it still contains “almost” all of the output cells of C_i .

We now focus on C_i . Consider a cell $w \in C_i$. Let $\Delta(w)$ be the set of cells in the tree C_i that is hanging off w that conflict with w , meaning, for each cell $u \in \Delta(w)$, $\text{EoC}(w) > \text{EoC}(u)$. We unmark all the elements of $\Delta(w)$, for every cell $w \in C_i$. The main challenge is to show that at least a fraction of the output cells of C_i survive this unmarking operation. Nonetheless, it is obvious that C'_i is ordinary (note that C'_i could have no output cells, in which case it is still ordinary).

Let Δ be the set of cells in C_i that have conflicts, i.e., Δ includes all the cells w such that $\Delta(w) \neq \emptyset$.

Consider two nodes w_1 and w_2 such that w_1 is an ancestor of w_2 . Observe that if $\text{EoC}(w_1) \geq \text{EoC}(w_2)$, then $\Delta(w_2) \subset \Delta(w_1)$: consider a cell $u \in \Delta(w_2)$. By definition, u is in the subtree of w_2 and thus also in the subtree of w_1 and furthermore, we have $\text{EoC}(w_2) > \text{EoC}(u)$ but since $\text{EoC}(w_1) \geq \text{EoC}(w_2)$, we also have $\text{EoC}(w_1) > \text{EoC}(u)$ and thus $u \in \Delta(w_1)$. This means that we can essentially ignore the unmarking operation on $\Delta(w_2)$ as w_1 will take care of those conflicts. We now “clean up” Δ by removing any such cells w_2 from Δ .

As a consequence, we can now assume that Δ has the following property: for every two cells w_1 and w_2 in Δ where w_1 is an ancestor of w_2 , we have $\text{EoC}(w_1) < \text{EoC}(w_2)$.

We now consider an iterative unmarking operation. Let w be the memory cell in Δ that is closest to the root of C_i . Let w_1, \dots, w_r be the cells in Δ that belong to the subtree of w . Since we have cleaned up Δ , it follows that $\text{EoC}(w) < \text{EoC}(w_1), \dots, \text{EoC}(w_r)$. Let $\Delta'(w) = \Delta(w) \setminus (\Delta(w_1) \cup \dots \cup \Delta(w_r))$. We now make two claims.

Claim (i). For every cell $u \in \Delta'(w)$, u is not contained in the subtrees of w_1, \dots, w_r : this claim is easily verified since if u is in the subtree w_j for some j , then we must have $\text{EoC}(u) < \text{EoC}(w) < \text{EoC}(w_j)$ and thus w also belongs to $\Delta(w_j)$ which is a contradiction with the assumption that $u \in \Delta'(w)$.

Claim (ii). Let $\mathcal{U}(w)$ be the set of cells that is the union of all the paths that connect u to w for all $u \in \Delta'(w)$. We claim $|\mathcal{U}(w)| > \beta|\Delta'(w)|$: This claim follows because of the way the strange regions are marked in Subsection 6.2; we have $|\mathcal{U}(w)| \leq |C_i| \leq \frac{t\gamma}{18\beta}$ and thus $|\mathcal{U}(w)|$ is less than or equal than x , the parameter we used in marking the strange region. This means that, at some point during the process of marking strange regions, we would consider the cell w and the tree T with root w that is formed by exactly the of edges in $\mathcal{U}(w)$. Also, at some point we consider exactly the set $\Delta'(w)$ as the marked cells of T . Now, if $|\mathcal{U}(w) \leq \beta|\Delta'(w)|$ then we would mark the intersection of all the sub-rectangles of $\Delta'(w)$ as strange which in return implies that q is inside the strange region, a contradiction. Thus, $|\mathcal{U}(w)| > \beta|\Delta'(w)|$. We now unmark the cells w_1, \dots, w_r and charge this operation to $\mathcal{U}(w)$; by what we have just said, every edge in $\mathcal{U}(w)$ receives at most $\frac{1}{\beta}$ charge.

Now observe that we can remove w from Δ . All the other cells that have conflict with w will be unmarked by other cells in Δ , by the definition of $\Delta'(w)$. We continue the iterative unmarking operation by taking the next highest cell Δ and so on. This operation unmarks all the conflicting cells and thus leaves us with an ordinary connector. Furthermore, each unmarking operation, charges some edges of C_i with $\frac{1}{\beta}$ charge. We claim each edge receives at most one charge and to do that, we simply observe that for two cells w and w' , the sets $\Delta'(w)$ and $\Delta'(w')$ are disjoint. Assume w.l.o.g, that w was selected first and that w_1, \dots, w_r were

the highest cells in Δ in the subtree of w . Now observe that w' must either lie outside the subtree of w or it must lie in the subtree of one of the cells w_1, \dots, w_r , revealing that $\Delta'(w)$ and $\Delta'(w')$ are disjoint.

Thus, if f_i is the total number of cells that get unmarked by this operation, we must have $f_i\beta < |C_i|$. Thus, at most $\frac{|C_i|}{\beta}$ output cells are unmarked to obtain an ordinary connector of size at least

$$k_i - \frac{|C_i|}{\beta} \geq k_i - \frac{\beta k_i/4}{\beta} \geq 3k_i/4 > c/4.$$

In addition, over all the indices $i, 1 \leq i \leq m$, the total number of output cells that are unmarked is

$$\sum_{i=1}^m \frac{|C_i|}{\beta} \leq \frac{\alpha t b}{\beta}.$$

Now the lemma follows since every output cell is either wasted, unmarked or is among the $c/2$ left over cells. \square

6.3 The Structure of an Ordinary Connector.

Let \mathcal{G}_{mem} be the memory graph at the end of epoch t . Let us review what Lemma 4 gets us. First, observe that by the choice of our parameters, we have $c = \frac{t\gamma}{18\beta^2} > 8t$ (by having ε in the definition of β small enough). Second, recall that the output size of any query is tb and furthermore, we have assumed that every query can be answered by traversing a subtree $T(q)$ of \mathcal{G}_{mem} of size at most αtb . By Lemma 4, we can set $c = 8t$ and decompose $T(q)$ into ordinary connectors of size between $2t$ and $8t$. Crucially, in doing so, we only need to leave out at most $5tb\alpha/\beta + 4t$ output elements. As a result, for every query point q that is not in the strange region, there exists a ordinary k -connector C of size at most βk , with $2t \leq k \leq 8t$, whose output sub-rectangles contain q and at least one of its sub-rectangles has been inserted no later than epoch $\frac{5tb\alpha/\beta + 2t}{b} \leq \frac{6t\alpha}{\beta}$. Pick one such connector C and call it the main ordinary connector of q . Let i_0 be the earliest epoch from which C has an output cell. To simplify the analysis later, we assume C has exactly k_0 output cells from epoch i_0 ; for now, we treat the integers i_0 and k_0 fixed, i.e., we only consider ordinary connectors with exactly k_0 output cells from epoch i_0 . In addition, from now on, we will only focus on the main ordinary connectors.

The fact that C is ordinary yields very important and crucial properties that are captured below, but intuitively, it implies that we can decompose C into t “growth spurts” where during each growth spurt, it “grows” a number of branches.

Let $\text{Output}_i(C)$, for $1 \leq i \leq t$, be the set of output cells that store sub-rectangles that belong to epoch i (i.e., they were inserted during epoch i). Let v be the root of C . The younger C at time i , $Y(C, i)$ is defined as the union of all the paths that connect cells of $\text{Output}_i(C)$ to v ; by the ordinairness of C , the subgraph $Y(C, i)$ existed at the end of epoch i and it has not been updated since then; this structure has been preserved throughout the later updates. The i -th growth spurt, $\text{Spurt}(C, i)$, is defined as $Y(C, i) \setminus Y(C, i-1)$ where $Y(C, 0)$ is an empty set. Observe that $\text{Spurt}(C, i)$ is a forest and we call each tree in it a branch. We call the edge that connects a branch to $Y(C, i-1)$ a bridge. For a cell u in a branch, we define the connecting path of u to be the path in C that connects u to its bridge. If a branch has at least μ edges, for a parameter μ , we call it a large branch otherwise it is a small branch. For every output cell u in $\text{Spurt}(C, i)$, consider the connecting path π of u that connects u to a cell u' adjacent to its bridge. We define the bud of u to be the first cell on path π (in the direction of u' to u) which is updated in epoch i . Observe that since C is ordinary, bud of u exists but it is possible for an output cell to be its own bud. See Figure 3.

6.3.1 Encoding an Ordinary Connector.

We now try to represent the main ordinary connector C of any query q , together with most of the information given above, as a bit-vector, $\text{Enc}(C)$. We assume that every cell has two out-going edges (by adding dummy edges) and one of them is labelled as the “left edge” while the other one is marked as the “right edge”. We assume this marking does not change unless the algorithm updates the memory cell. For a given ordinary

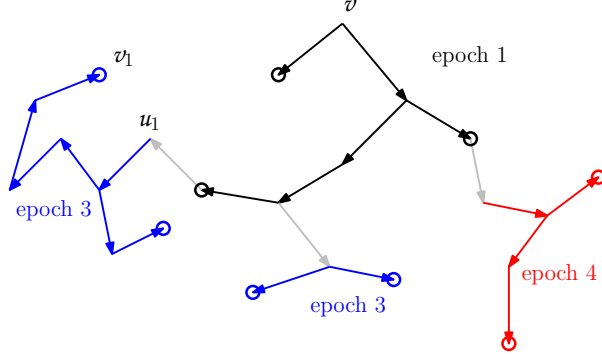


Figure 3: The structure of an ordinary connector. Output cells are marked with large circles. Black, blue, and red output cells are those that belong to epochs 1, 3, and 4 respectively. Bridges are grey edges. The black subtree is $Y(C, 1)$. The blue and blue subtrees together with the two connecting bridges form $Y(C, 3)$. $\text{Spurt}(C, 3)$ is the forest containing the two blue subtrees. The connecting path of v_1 , is the path that connects u_1 to v_1 .

connector C with root v , the bit-vector $\text{Enc}(C)$ encodes the following: (i) the shape of C , i.e., starting from v and in DFS ordering of C , for every cell $u \in C$, we use two bits to encode whether the left or right edge going out of u belongs to C (ii) the number of output cells from each epoch, (iii) for every edge we encode whether it's a bridge or not, (iv) for every cell in C we encode whether it's an output cell, and/or a bud (v) we encode which branches belong to epoch i_0 , and finally, (vi) for every large branch we encode the epoch it belongs to. Note that $\text{Enc}(C)$ omits some major information: for output cells that belong to small branches, we do not encode the epoch they belong to. Also, note that from (i) and (vi), we can deduce the exact number, k_i , of the output cells of epoch i that are on the small branches.

Lemma 5. *Let C be an ordinary $O(t)$ -connector of size $O(t\beta)$. Then, at most $O(t\beta)$ bits are required in $\text{Enc}(C)$.*

Proof. Let $z = |C|$. Encoding (i) requires $2z$ bits, for (iii), (iv), and (v) we require at most 4 bits per cell, for a total of $6z$ bits. Note that a partition of C into branches is uniquely determined by the set of bridges.

Now consider large branches; as each large branch contains at least μ edges, the total number of large branches is at most z/μ . Encoding the epoch requires $\log t \leq \log \log n$ bits and thus (vi) requires at most $z \log \log n / \mu = 8z$ bits (recall that $\mu = \frac{\log \log n}{8}$).

Finally, (ii) requires $\log \binom{O(t)}{t} = O(t)$ bits, since it is equivalent to the problem of distributing $O(t)$ identical balls into t distinct bins. Thus, in total we need $O(z) = O(t\beta)$ bits. \square

7 The Lower Bound Proof

7.1 Definitions.

We use the notation $\mathcal{G}_{\text{mem}}^i$ to denote the memory graph at the end of epoch i . $\mathcal{G}_{\text{mem}}^0$ denotes the memory graph at the beginning of the first epoch. Consider an epoch i . Consider a string S that is the valid encoding of an ordinary connector. Recall that at all times, for every cell its two out-going edges are labelled as left and right. This implies that for every cell $v \in \mathcal{G}_{\text{mem}}^i$, the string S uniquely identifies a connected subgraph formed by taking exactly the edges encoded by S . We denote this by $T_S(v, \mathcal{G}_{\text{mem}}^i)$ and note that this may not be a tree or even a simple graph.

During each epoch, a region of \mathcal{Q} is marked as forbidden. We always add a region to the forbidden region, never remove anything from the forbidden region. Another way of saying this is that the forbidden region always expands, i.e., the forbidden region at the end of epoch i will contain the forbidden region at the end

of epoch $i - 1$. At the end of epoch t , the query that we will ask will not be in the forbidden region (also it will not be in the strange region). We will keep the invariant that the forbidden region is a small fraction of \mathcal{Q} . In addition, for a region $X \subset \mathcal{Q}$ and at an epoch i , we may conditionally forbid (CF) X at a cell v . This implies the following. If at any later epoch $i' > i$, the cell v or any cell in the μ -in-neighborhood of v is updated by the algorithm, then the region X is added to the forbidden region. For ease of description, we sometimes say that X is CF at the beginning of epoch i , which is equivalent to X being CF at the end of epoch $i - 1$.

We now describe the forbidden regions.

7.1.1 The First Type of Forbidden Regions.

Recall the details of our construction: at each epoch, we take b levels, one level in each odd band. Depending on which levels we take, we insert a different sequence of sub-rectangles in the data structure.

Definition 1. Consider the beginning of epoch i and \mathcal{G}_{mem}^{i-1} . For each vertex $v \in \mathcal{G}_{mem}^{i-1}$ we assign to v a set of sub-rectangles as tags as follows. Assume there is a choice of levels to take in epoch i that results in an insertion sequence that leads to the following: at the end of epoch i , the algorithm has updated the cell v (its contents or pointers) and it has stored a sub-rectangle \mathcal{B} that was inserted in epoch i at a memory cell in the μ -out-neighborhood of v . Then we add \mathcal{B} as a tag to the set of tags of v .

The set of tags of a cell v is thus determined at the beginning of epoch i . At the beginning of epoch i , we consider the (geometric) arrangement \mathcal{A}_v of the tags of v . We add any point that is contained in more than $10b \log t$ tags to the forbidden region.

Lemma 6. The area of the first type of forbidden regions is increased by $o(n^2 / \log n)$ at every epoch.

Proof. Recall the details of our construction and remember that at each epoch i , we take b levels among the untaken levels of each odd band. By Observation 3, in each odd band we have at most $2t$ choices. Over b odd bands this adds up to at most $(2t)^b$ choices for which levels to take. As the size of μ -out-neighborhood of v is at most 2^μ , the number of sub-rectangles added to v as tags is at most $2^\mu (2t)^b$. The number of geometric cells in the arrangement \mathcal{A}_v is at most $O\left((2^\mu (2t)^b)^2\right) = O(2^{2\mu} (2t)^{2b})$.

Consider a geometric cell Δ that is contained in r sub-rectangles $\mathcal{B}_1, \dots, \mathcal{B}_r$ in \mathcal{A}_v . By Observation 1, for $\mathcal{B}_1, \dots, \mathcal{B}_r$ to have non-empty intersection, they all must belong to the same root to leaf path in \mathbf{G}_{cat} , i.e., $\mathcal{B}_1, \dots, \mathcal{B}_r$ must have different levels. Thus, w.l.o.g, assume the sub-rectangles $\mathcal{B}_1, \dots, \mathcal{B}_r$ are sorted by the increasing value of their levels. As a result, if ℓ_1 is the level of \mathcal{B}_1 and ℓ_r is the level of \mathcal{B}_r , we must have $\ell_r - \ell_1 \geq r$. By Lemma 2, \mathcal{B}_1 is a rectangle of height $2^{\gamma i + \ell_1}$ and width $\frac{n}{2^{\ell_1 - 1}}$ and \mathcal{B}_r is a rectangle of height $2^{\gamma i + \ell_r}$ and width $\frac{n}{2^{\ell_r - 1}}$. As a result,

$$\text{Area}(\mathcal{B}_1 \cap \mathcal{B}_r) \leq 2^{\gamma i + \ell_1} \cdot \frac{n}{2^{\ell_r - 1}} \leq \frac{n 2^{\gamma i}}{2^{\ell_r - \ell_1 - 1}} \leq \frac{n 2^{\gamma i}}{2^{r-1}}.$$

Thus, if we consider the arrangement \mathcal{A}_v , every geometric cell that is contained in $10b \log t$ sub-rectangles will have an area of at most $\frac{n 2^{\gamma i}}{2^{10b \log t - 1}}$ by above, meaning, in total \mathcal{A}_v can have an area of

$$(13) \quad \frac{n 2^{\gamma i}}{2^{10b \log t - 1}} \cdot O(2^{2\mu} (2t)^{2b}) = O\left(\frac{n 2^{\gamma i} 2^{2\mu}}{t^{6b}}\right)$$

in such cells.

Finally, observe that we only consider cells v that are updated by the algorithm. By Lemma 2, during epoch i , a total of $\frac{bn}{2^{\gamma i}}$ values are inserted, and since we are operating in the EWIA model, this means that a total of $\frac{bnU}{2^{\gamma i}}$ cells can be updated; multiplying this by Equation 13 reveals that the total increase in the area of the forbidden region is bounded by

$$O\left(\frac{n 2^{\gamma i} 2^{2\mu}}{t^{6b}} \cdot \frac{bnU}{2^{\gamma i}}\right) = O\left(\frac{n^2 b 2^{2\mu} U}{t^{6b}}\right) = o\left(\frac{n^2}{\log n}\right).$$

□

7.1.2 The Second Type of Forbidden Regions

Definition 2. Let v be a cell that is updated during epoch i . If a cell u in the μ -out-neighborhood of v stores a sub-rectangle \mathcal{B} that is inserted in the previous epochs (i.e., epochs 1 to $i - 1$), then we add \mathcal{B} to the forbidden region.

Lemma 7. The area of the second type of forbidden regions is increased by $o(n^2/\log n)$ at every epoch.

Proof. Observe that the area of \mathcal{B} is at most $\Theta(2^{\gamma(i-1)}n)$ by Lemma 2. However, during epoch i , we insert $\frac{bn}{2^{\gamma i}}$ values. Since we are operating in the EWIA model, this means that the data structure can modify at most $U \frac{bn}{2^{\gamma i}}$ memory cells v . The size of the μ -out-cone of v is at most $O(2^\mu)$ and thus in total we can increase the area of the forbidden region by

$$O\left(2^\mu \cdot U \frac{bn}{2^{\gamma i}} \cdot 2^{\gamma(i-1)}n\right) = O\left(\frac{2^\mu U bn^2}{2^\gamma}\right) < \frac{n^2}{\log^2 n}$$

by the definition of γ . □

7.1.3 The Third Type of Forbidden Regions

Definition 3. Let v be a cell that is updated during epoch i . If there is a cell u in the μ -out-neighborhood of v , such that a region X is conditionally forbidden at u , then we add X to the forbidden region.

Lemma 8. If each cell contain a conditionally forbidden region of area at most $\Theta\left(\frac{2^{\gamma i} n}{U \log^4 n}\right)$, then the area of the third type of forbidden regions is increased by $o(n^2/\log n)$ at every epoch.

Proof. The proof is very similar to the previous lemma: during epoch i , the data structure can modify at most $U \frac{bn}{2^{\gamma i}}$ memory cells v . The size of the μ -out-cone of v is at most $O(2^\mu) < \log n$. Thus, we can increase the area of the forbidden region by

$$O\left(2^\mu \cdot U \frac{bn}{2^{\gamma i}} \cdot \frac{2^{\gamma i} n}{U \log^4 n}\right) < \frac{n^2}{\log^2 n}$$

by the definition of γ . □

7.1.4 Living Trees.

At each epoch, we will maintain a set of living trees. In particular, every memory cell v will have a set of living trees with v as their root. Note that this set could be empty. A living tree is defined with respect to a string S that encodes a (main) ordinary connector and a root cell v . A living tree T (at the end of epoch i) must be a subtree of $T_S(v, \mathcal{G}_{\text{mem}}^i)$. Unlike $T_S(v, \mathcal{G}_{\text{mem}}^i)$, a living tree must be a tree. Informally speaking, a living tree T is tree that has the potential to “grow” into a ordinary connector by the end of epoch t , so, it should not contradict the encoding S .

Definition 4. More formally, we require the following: a living tree T should be a subtree of $T_S(v, \mathcal{G}_{\text{mem}}^i)$, and it must have v as its root. T should be ordinary, and it should be consistent with encoding S , both in its structure and its number of output cells. To be more specific, T must contain all the long branches belonging to epochs i and before (as encoded by S) with correct sub-rectangles stored at their output cells (i.e., if a long branch is marked to belong to epoch j , $j \leq i$, a sub-rectangle inserted during epoch j must be stored at its output cells). For every small branch encoded by S , T should either fully contain it or be disjoint from it. If T contains a small branch, then a sub-rectangle inserted at an epoch j , $j \leq i$, must be stored in its output cells. Furthermore, T must have exactly k_j output cells on small branches that belong to epoch j , where k_j is the number (implicitly) encoded by S , for every $1 \leq j \leq i$. In addition, S should be the encoding of a main connector, meaning, for $i < i_0$, T should have no output cells from epoch i but exactly k_0 output cells from epoch i_0 . Finally, for every output cell in T , its bud should be at the correct position, as encoded by S . In this case, we say S super-encodes T .

We need to remark that by the above definition, there are no living trees before epoch i_0 .

Definition 5. Consider a living tree T at the end of epoch i . Remove all the branches that contain output cells that belong to epoch i . We obtain a living tree T' at the beginning of epoch i and we say that T is grown out of T' . In addition, if we have a sequence of living trees T_i, T_{i+1}, \dots, T_j in epochs $i, i+1, \dots, j$ respectively, where each living tree is grown out of the preceding one, then we can also say T_j is grown out of T_i (in epoch j).

Definition 6. Consider a living tree T with super-encoding S and the connected graph $T_S(v, \mathcal{G}_{\text{mem}}^i)$. While $T_S(v, \mathcal{G}_{\text{mem}}^i)$ may not be a tree during epoch i , nonetheless, S includes the encoding of branches that are connected to T via bridges. We call those the adjacent branches of T . We can use the quantifier small or large as appropriate to refer to those branches. Similarly, an adjacent output cell is one that is located on an adjacent branch. And same holds for an adjacent bud.

Some intuition. The following two definitions are a bit technical. However, the main intuition is the following. Consider an ordinary k -connector \mathcal{C} at the end of epoch t . Let $\mathcal{B}_1, \dots, \mathcal{B}_k$ be the sub-rectangles stored at the output cells of \mathcal{C} . We would like to define the region of \mathcal{C} as the intersection of all the sub-rectangles $\mathcal{B}_1, \dots, \mathcal{B}_k$ since if \mathcal{C} is the main connector of a point q , then clearly $q \in \mathcal{B}_1 \cap \dots \cap \mathcal{B}_k$ and thus the notion of “region” will represent the subset of \mathcal{Q} for which this connector can be useful. The same idea can also be defined for the living trees. Then, our next idea is to define a potential function which is the sum of the areas of the regions of all the living trees. And then, our final maneuver would be to show that this potential function decreases very rapidly every epoch, and thus by the end of epoch t , it is too small to be able to cover all the points q in \mathcal{Q} . However, one technical problem is that to show this decrease in the potential function, we need to disregard and discount some small subset of \mathcal{Q} ; the concept of “forbidden region” does this. But this also necessitates introducing a “dead” region for each living tree so that we can define the region of a living tree as the intersection of its output sub-rectangles minus its “dead” region. And finally, the intuition behind the dead region is the following: consider a point q and a living tree T in epoch i . Assume, during epoch i we can already tell that no matter how T grows into a main ordinary connector in epoch t , q is always added to the forbidden region. In this case, in epoch i we mark q as “dead” in advance and thus stop counting it in our potential function. We now present the actual definitions.

Definition 7. Consider a living tree T at the end of epoch i with super-encoding S . T will be assigned two geometric regions $Region(T)$ and $Dead(T)$ and a value $Area(T)$. $Area(T)$ is defined as the area of $Region(T)$. $Region(T)$ is defined inductively as follows, and it depends on $Dead(T)$ as follows.

Note that before epoch i_0 , there are no living trees, as we are only concerned with the main ordinary connectors. At epoch i_0 , the string S exactly encodes the location of the small and large branches that belong to this epoch, as well as the locations of their output cells; as T is living, all such output cells contain sub-rectangles inserted during epoch i_0 ; $Region(T)$ is defined as the intersection of all such sub-rectangles and here $Dead(T)$ is empty.

During any later epoch i , $i > i_0$, $Region(T)$ is defined using $Region(T')$ for a living tree T' in epoch $i-1$ from which T grows. By definition, T grows out of T' by adding a number of small branches that collectively contain k_i small output cells that store sub-rectangles $\mathcal{B}_1, \dots, \mathcal{B}_{k_i}$. Then, we may assign a dead region to T , denoted by $Dead(T)$. $Dead(T)$ always contains the entirety of the current forbidden region but it might contain more regions. We then define $Region(T) = (Region(T') \setminus Dead(T)) \cap \mathcal{B}_1 \cap \dots \cap \mathcal{B}_{k_i}$.

We now make the intuition that we had about the dead region into an explicit invariant that we will keep.

The dead invariant. Consider a living tree T in epoch i with super-encoding S and a point $q \in Dead(T)$. Then, over the choices of the future levels that we may take (in our construction) and modifications that the data structure can make to the memory graph, it is not possible for T to grow into an ordinary connector \mathcal{C} with encoding S such that q is contained in all the output sub-rectangles of \mathcal{C} but outside the forbidden region.

We now consider a particular way we can expand the dead region of a living tree.

Definition 8. Consider a living tree T' in the beginning of epoch i with super-encoding S and root v . Let T be a living tree at the end of epoch i that has grown out of T' . Let k_i be the integer that describes the number of output cells of T on small branches in epoch i , as encoded by S .

Observe that all the large branches that belong to epoch i (as encoded by S) must be adjacent to T' and furthermore, every output cell of them must be updated with a sub-rectangle inserted during epoch i as otherwise no living tree can grow out of T' . Let $\mathcal{B}_1, \dots, \mathcal{B}_x$ be those sub-rectangles. Let $\mathcal{B}'_1, \dots, \mathcal{B}'_y$ be the sub-rectangles inserted during epoch i in the output cells of adjacent small branches of T' . Observe that we must have $y \geq k_i$ or else no living tree can grow out of T' . T can grow out of T' by adding all the large branches that contain $\mathcal{B}_1, \dots, \mathcal{B}_x$ and some number of small branches that collectively contain k_i output cells. W.l.o.g, assume $\mathcal{B}'_1, \dots, \mathcal{B}'_{k_i}$ are those output cells. Let \mathcal{F}_i be the forbidden region at the end of epoch i . We add $\mathcal{F}_i \cup \mathcal{B}'_{k_i+1} \cup \dots \cup \mathcal{B}'_y$ to $\text{Dead}(T)$.

Observation 4. The process in Definition 8 respects the dead invariant.

Proof. Consider the notation used in the definition. If $q \in \mathcal{F}_i$ then clearly q will be in the forbidden region by the end of epoch t since the forbidden region always expands. Let $\mathcal{B} = \mathcal{B}'_{k_i+1}$ and let u be the output cell that stores \mathcal{B} . Thus, consider the case when $q \in \mathcal{B}$; other cases follow identically. Observe that by assumptions, T does not include the output vertex u . If T never grows into an ordinary connector with encoding S , then we are done. Otherwise, according to encoding S , at some point u should become an output cell. This means that at some point in the future, a cell on the connecting path of u should be updated. However, by the second type of forbidden regions outlined in Definition 2, this means that \mathcal{B} will be added to the forbidden region and since $q \in \mathcal{B}$, thus q will be added to the forbidden region as well. Thus, our dead invariant is respected. \square

Lemma 9. Consider a living tree T' in epoch i and let T_1, \dots, T_m be the living trees in epoch $i+1$ that grow out of T' . Then, T_1, \dots, T_m have pairwise disjoint regions. Also, $\text{Area}(T') \leq \text{Area}(T_1) + \dots + \text{Area}(T_m)$.

Proof. Consider the notation used in Definition 8. Consider the geometric arrangement \mathcal{A} created by the rectangles $\mathcal{B}_1, \dots, \mathcal{B}_x$ and $\mathcal{B}'_1, \dots, \mathcal{B}'_y$. Observe for any tree T_1 that grows out of T' , the region $\text{Region}(T_1)$ is contained in all the $\mathcal{B}_1, \dots, \mathcal{B}_x$ and exactly k_i of the sub-rectangles of $\mathcal{B}'_1, \dots, \mathcal{B}'_y$ and furthermore, those k_i sub-rectangles are stored at k_i of the output cells of T_1 . As a result, any other living tree T_2 must have a different subset of k_i sub-rectangles at its output cells, meaning, its region $\text{Region}(T_2)$ will be disjoint from $\text{Region}(T_1)$, because of the way the dead region is defined in Definition 8. This shows that all the regions $\text{Region}(T_1), \dots, \text{Region}(T_2)$ are pairwise disjoint. The second part follows since by definition we have $\text{Region}(T_1), \dots, \text{Region}(T_2) \subset \text{Region}(T')$. \square

Observation 5. Let T_1, \dots, T_m be living trees with root v and super-encoding S . Then, they have pairwise disjoint regions.

Proof. The proof is an easy induction. By the definition of living trees and string S , there is exactly one living tree at epoch i_0 . Assume the claim holds for epoch i , $i \geq i_0$. Then by Lemma 9 it also holds for epoch $i+1$. \square

The previous observation allows us to simplify and streamline our view of the living trees. Recall that $\mathcal{Q} = [1, n] \times [1, n]$. We partition \mathcal{Q} into n^2 pixels where each pixel is a unit square with integer coordinates. A pixelated living tree (PLT) \mathcal{S} is a pair of (T, p) where T is a living tree and p is a pixel such that $p \subset \text{Region}(T)$. We define $\text{Region}(\mathcal{S}) = p$. By Observation 5, we can decompose all the living trees with root v and with super-encoding S into a number of PLTs that have disjoint pixels (regions). By Observation 5 and Lemma 9, if a PLT $\mathcal{S}' = (T', p')$ grows into a PLT $\mathcal{S} = (T, p)$ then $p = p'$ and T is a living tree that grows out of T' by adding k_i output cells, located on small branches, according to encoding S . In this case, with a slight abuse of the notation we can say \mathcal{S}' survives until the next epoch, however, it is more accurate to say that it grows. However, when p is added to the dead region, forbidden region or if it lies outside the sub-rectangles inserted at the output cells of T , then we have that $p \not\subset \text{Region}(T)$ and thus PLT \mathcal{S}' does not survive the epoch.

Definition 9. Consider a fixed string S and a PLT $\mathcal{T} = (T, p)$ in \mathcal{G}_{mem}^{i-1} with super-encoding S and root v . For a cell u , if the following conditions hold, then we say \mathcal{T} is relevant to u : We must have $u \in T_S(v, \mathcal{G}_{mem}^{i-1})$, $u \notin T$, u must be marked as a bud according to string S .

For technical reasons, for every PLT $\mathcal{T} = (T, p)$ we need to keep track of a certain value, that we call the depleted count (DC). Informally, it counts the number of cells on the adjacent branches of T that can no longer be updated, if \mathcal{T} were to survive until the end of epoch t . This will be clarified later. What we need to know at this point is that the DC of a PLT can never decrease, as we progress through the epochs. Initially, i.e., at epoch i_0 , all PLTs have DC 0.

Definition 10. Consider the beginning of epoch i and let d and k be two integers. Define $\mathbb{T}_{k,d}$ as the set of all PLTs \mathcal{T} that have DC d and have a total of k output cells in epochs 1 to $i-1$, located on the small branches ⁴.

Definition 11. Consider a cell $u \in \mathcal{G}_{mem}^{i-1}$. Let $\mathcal{R}_u = \{\mathcal{T} \in \mathbb{T}_{k,d}: u \text{ is relevant to } \mathcal{T}\}$. For integers k, d , we define the following:

$$(14) \quad RegionSet_{k,d}(u) = \bigcup_{\mathcal{T} \in \mathcal{R}_u} \{Region(\mathcal{T})\}$$

$$(15) \quad AreaSum_{k,d}(u) = \sum_{\mathcal{T} \in \mathcal{R}_u} Area(Region(\mathcal{T}))$$

$$(16) \quad Region_{k,d}(u) = \bigcup_{\mathcal{T} \in \mathcal{R}_u} Region(\mathcal{T})$$

And finally, we set $Area_{k,d}(u) = Area(Region_{k,d}(u))$.

Note that $Area(Region(\mathcal{T}))$ in Equation (15) is always 1 but we have avoided this substitution to emphasize that we are computing the total area covered by all the PLTs.

Definition 12. Consider \mathcal{G}_{mem}^{i-1} and two fixed values k and d . We categorize every cell $v \in \mathcal{G}_{mem}^{i-1}$ as one of the following three cases, using two values $V_s = \frac{n2^{\gamma i}}{U \log^9 n}$, and $V_o = \frac{n2^{\gamma(i+b)}}{U \log^9 n}$.

- If $Area_{k,d}(v) < V_s$ then we call v a (k, d) -tiny cell.
- If $V_s \leq Area_{k,d}(v) \leq V_o$ then we call v a (k, d) -fit cell.
- Finally, if $Area_{k,d}(v) > V_o$ then we call v a (k, d) -oversized cell.

Definition 13. Consider a cell v . We define a function $f_{(k,d),v}(\cdot)$ from \mathcal{Q} to \mathbb{N} where for a point $q \in \mathcal{Q}$, $f_{(k,d),v}(q)$ is the number of regions in $RegionSet_{k,d}(v)$ that contain the point q . The dense subset of $Region_{k,d}(v)$, denoted by $Dense_{k,d}(v)$, is the subset of \mathcal{Q} of area at most V_o that contains the largest values of the $f_{(k,d),v}$ function, meaning, for every point $q \in Dense(v)$ and every point $q' \notin Dense_{k,d}(v)$ we have $f_{(k,d),v}(q) \geq f_{(k,d),v}(q')$.

If v is not (k, d) -oversized, then $Dense_{k,d}(v) = Region_{k,d}(v)$ but if v is (k, d) -oversized, then $Dense_{k,d}(v)$ has area V_o .

Finally, the following operations are performed at the beginning of each epoch.

Definition 14. At the beginning of epoch i , and for every $v \in \mathcal{G}_{mem}^{i-1}$ do the following.

⁴To unclutter the notation, we have not reflected the dependency of on the integer i .

- (default marking) If for some k and d , $k, d \leq \log^2 n$, v is a (k, d) -tiny cell, then we conditionally forbid $Region_{k,d}(v)$ at v . If v is (k, d) -fit, we conditionally forbid $Region_{k,d}(v)$ at v at epoch $i + b$. If v is (k, d) -oversized, we conditionally forbid $Dense_{k,d}(v)$ at v at epoch $i + b$.
- (fit marking) If for some k and d , $k, d \leq \log^2 n$, v is a (k, d) -fit cell, we do the following. At the beginning of epoch i , we “assign” $Region_{k,d}(v)$ to v to be later conditionally forbidden. Thus, at the beginning of epoch i , each cell will have an “assigned” region. Then, in epochs i until $i + 2b$, every time the data structure updates a cell v_2 , all the regions that are assigned to cells in the μ -out-neighborhood of v_2 are added to the region assigned to v_2 . At epoch $i + 2b$, all the regions assigned to the cells are conditionally forbidden.
- (dense marking) If for some k and d , $k, d \leq \log^2 n$, v is an (k, d) -oversized cell, then we repeat the above process (the process for the fit cells) but only for $Dense_{k,d}(v)$.

We now bound the total area we conditionally forbid at each epoch using the above processes. First consider the default marking process. If v is (k, d) -tiny, then it CF an area of at most $O(\log^2 n V_s)$ over all choices of k and d . Otherwise, an area of at most $O(\log^2 n V_s)$ is CF, over all choices of k and d but at epoch $i + b$ but this is allowed by Lemma 8. The fit marking is a bit more complicated. Observe that at the beginning of epoch i , each cell is assigned an area of at most $O(\log^2 n V_o)$ (over all choices of k and d). Whenever the algorithm updates a node u , then the regions assigned to all the cells in the μ -out-neighborhood of u are added to the assigned region of u ; this can increase the assigned area of u by at most a factor 2^μ (the size of μ -out-neighborhood of u). This process continues for $2b$ epochs, meaning, by epoch $i + 2b$, the assigned area of each node can be as large as $O(\log^2 n V_o 2^{\mu 2b})$. However, observe that these cells are conditionally forbidden at epoch $i' = i + 2b$. But in epoch i' , we are allowed to have an area of $\Theta\left(\frac{2^{\gamma i'} n}{U \log^4 n}\right)$ conditionally forbidden at each cell, by Lemma 8. Observe that

$$\begin{aligned} \log^2 n V_o 2^{\mu 2b} &= \log^2 n \frac{n 2^{\gamma(i+b)}}{U \log^9 n} 2^{\mu 2b} \\ &< \frac{n 2^{\gamma(i+b)}}{U \log^7 n} 2^{\gamma b} = o\left(\frac{2^{\gamma i'} n}{U \log^4 n}\right) \end{aligned}$$

and thus this is well within the condition specified in Lemma 8. The case of dense marking is exactly identical to this case.

7.2 A Potential Function Argument.

Our final analysis is in the form of a potential function argument. We in fact define a series of potential functions.

Definition 15. For integers k and d , $1 \leq k \leq t$, and in \mathcal{G}_{mem}^{i-1} (i.e., the beginning of epoch i) we define a potential function $\Phi(i - 1, k, d)$ as follows:

$$(17) \quad \Phi(i - 1, k, d) = \sum_{\mathcal{T} \in \mathbb{T}_{k,d}} Area(Region(\mathcal{T})).$$

Observation 6. We have

$$\sum_{u \in \mathcal{G}_{mem}^{i-1}} AreaSum_{k,d}(u) = O(t\Phi(i - 1, k, d)).$$

Proof. Consider a PLT $\mathcal{T} \in \mathbb{T}_{k,d}$ (i.e., with k output cells and DC d). The area of $Region(\mathcal{T})$ is added to $AreaSum_{k,d}(u)$, for $O(t)$ cells u since \mathcal{T} has $O(t)$ adjacent buds. \square

However, before getting to the potential function analysis, we need to investigate how a living tree in epoch i can grow into a living tree in the future epochs. Let $\mathcal{T} = (T, p) \in \mathbb{T}_{k,d}$ be a PLT tree with super-encoding S at the beginning of epoch i with DC d . By definition, T has k output cells, located on small branches. We would like to calculate the probability of \mathcal{T} surviving in the next epoch, assuming it needs to add k_i output cells that are located on the small branches, where k_i is the integer encoded by string S . Note that we completely ignore the long branches; the string S exactly encodes their location and we assume the data structure always places a suitable sub-rectangle there.

Let u_1, \dots, u_x be the adjacent buds of T that are located on the small branches. We have essentially four cases and we analyze each in a different subsection.

7.2.1 An adjacent small bud of T is (k, d) -tiny.

Lemma 10. *If any of the cells u_1, \dots, u_x is (k, d) -tiny, then \mathcal{T} cannot survive until epoch t .*

Proof. W.l.o.g., assume u_1 is (k, d) -tiny. u_1 is located on an adjacent small branch which means its connecting path has length at most μ . In addition, recall that the region of every tiny cell has been conditionally forbidden at the beginning of the epoch (by the default marking process) Since, $\text{Region}(\mathcal{T})$ is contained in $\text{Region}_{k,d}(u_1)$, it thus follows that $\text{Region}(\mathcal{T})$ has been conditionally forbidden. As a consequence, if the data structure updates any of the cells on the connecting path of u_1 , $\text{Region}(\mathcal{T})$ is added to the forbidden region. On the other hand, according to string S , u_1 is marked as a bud and thus eventually it should be updated to lead to an output cell, a contradiction. \square

Thus, in this case, we immediately and in advance add $\text{Region}(\mathcal{T})$ to the dead region, consistent with the dead invariant. As a consequence, we can assume that none of the cells u_1, \dots, u_x is (k, d) -tiny, meaning, they are either (k, d) -fit or (k, d) -oversized.

7.2.2 Too many fit cells and dense areas.

Lemma 11. *Assume there exists at least $y = t^{0.1} + 2b^2 + b$ cells u_j , among the cells u_1, \dots, u_x , such that either (i) u_j is (k, d) -fit or (ii) u_j is (k, d) -oversized and $\text{Region}(\mathcal{T}) \in \text{Dense}_{k,d}(u_j)$. Assume \mathcal{T} survives the epoch $i + 2b$. Then, there are at least $t^{0.1}$ cells, u_j , among the cells u_1, \dots, u_x with following property: u_j has a cell u'_j on its connecting path such that if any of the cells on the connecting path of u'_j is updated, then $\text{Region}(\mathcal{T})$ is added to the forbidden region.*

Proof. W.l.o.g, let u_1, \dots, u_y be the cells that satisfy condition (i) or (ii) outlined in the lemma.

Consider the epochs i to $i + 2b$. We claim, during each of these epochs, \mathcal{T} can grow by at most b output cells; assume during one epoch \mathcal{T} grow by at least $b + 1$ output cells, that store $b + 1$ sub-rectangles. However, in each epoch, we take exactly b levels, one in each odd band. This implies that at least two of the sub-rectangles must be in the same level and thus they have empty intersection. As a result, it follows that \mathcal{T} grows into a PLT with an empty region, a contradiction. Thus, during epochs i to $i + 2b$, \mathcal{T} can grow by at most $2b^2 + b$ output cells, leaving at least $t^{0.1}$ cells among u_1, \dots, u_y still in the adjacent branches.

Consider one of those cells u_j and consider the fit marking and the dense marking process in Definition 14. Consider the connecting path π_j of u_j in epoch i . Let u'_j be the cell farthest from u_j in π_j that is updated during epochs i to $i + 2b$. Recall that by the default marking process, if u is (k, d) -fit (resp. (k, d) -oversized) we CF $\text{Region}_{k,d}(u)$ (resp. $\text{Dense}_{k,d}(u)$) at u and also recall that by our assumptions $\text{Region}(\mathcal{T}) \subset \text{Region}_{k,d}(u)$ (resp. $\text{Region}(\mathcal{T}) \subset \text{Dense}_{k,d}(u)$). As a result, if u'_j does not exist, then by the default marking process, $\text{Region}(\mathcal{T})$ is CF at u and thus the data structure cannot update u or any of the cells in its connecting path without adding $\text{Region}(\mathcal{T})$ to the forbidden region, meaning, \mathcal{T} cannot survive until epoch t . Otherwise, by the fit marking and the dense marking processes, $\text{Region}(\mathcal{T})$ is conditionally forbidden at epoch $i + 2b$ at u'_j . The cells u'_j are the cells claimed in the lemma. \square

In this case, we increase the DC of \mathcal{T} and this is the only way the DC of a PLT can increase: at epoch $i + 2b$, we can consider the cells u'_j as “depleted” and to reflect that, the DC of \mathcal{T} is increased by $t^{0.1}$. One technical issue that we need to outline here is the DC does not count the number of distinct depleted cells

as we could have $u'_j = u'_\ell$ for two different cells u_j and u_ℓ . Instead, DC counts the number of depleted cells with multiplicity. To make the later analysis easier, we can bound this as follows. If a PLT \mathcal{T} satisfies the conditions in Lemma 11, we increase its DC by $t^{0.1}$ but assume it can grow without any restrictions until epoch $i + 2b$. This idea will come handy later when we are trying to analyze our potential function.

7.2.3 Growth Using Fit or Dense Areas

Lemma 12. *Consider a PLT $\mathcal{T} \in \mathbb{T}_{k,d}$ with super-encoding S . Consider a point $q \in \text{Region}(\mathcal{T})$ and assume it has not been marked dead in this epoch. Consider the cells u_j such that either (i) u_j is k -fit or (ii) u_j is (k,d) -oversized and $q \in \text{Dense}_{k,d}(u)$. W.l.o.g, let u_1, \dots, u_y be all such cells.*

When $y < t^{0.1} + 2b^2 + b$, the probability that \mathcal{T} survives by the end of epoch i and grows by k_i additional output cells, using only cells u_1, \dots, u_y is at most $t^{-k_i/2}$; k_i is the number of output cells that must belong to epoch i , on the small branches, as encoded by S .

Proof. Let $p = \text{Region}(\mathcal{T})$ be the pixel associated with \mathcal{T} . Let us review our progress: by Lemma 10, none of the cells u_1, \dots, u_x can be (k,d) -tiny.

Consider a cell u , among the cells u_1, \dots, u_y . Since we are working with encoding S , for \mathcal{T} to grow using u , u should become a bud, meaning, the data structure must update u but none of the cells on the connecting path of u . Furthermore, after updating u , the data structure has to store a sub-rectangle \mathcal{B} at the position of the output cell of u , with $p \in \mathcal{B}$ (if $p \notin \mathcal{B}$ then \mathcal{T} does not survive, by the definition of $\text{Region}(\mathcal{T})$). This in turn implies that \mathcal{B} exists as a tag (see Definition 1 on page 15) in the arrangement of tags, \mathcal{A}_u , defined during the first type of forbidden regions.

Next, recall that when we defined the first type of forbidden regions, we added any point that is contained in more than $10b \log t$ tags to the forbidden region. As a result, the sub-rectangle \mathcal{B} can only be one of the $10b \log t$ possible sub-rectangles in \mathcal{A}_u that contain the pixel p . Let \mathcal{N}_u be the set of sub-rectangles in the arrangement \mathcal{A}_u that contain the pixel p .

It now remains to make one crucial but almost trivial observation: a necessary condition for a sub-rectangle \mathcal{B}_j to be stored anywhere by the data structure is that it must be inserted in the insertion sequence! And a necessary condition for the latter is that a particular level must be taken, among the untaken levels in our construction. Furthermore, as any set of k_i distinct sub-rectangles with non-empty intersection correspond to sub-rectangles inserted on k_i distinct odd bands, it follows that the probability that we insert any fixed set of k_i sub-rectangles in our insertion sequence is at most t^{-k_i} , by Observation 3.

The number of different ways we can select k_i sets among the sets $\mathcal{N}_{u_1}, \dots, \mathcal{N}_{u_y}$ and then select k_i distinct sub-rectangles, one from each selected set, is at most $\binom{y}{k_i} (10b \log t)^{k_i}$ and thus the probability that p is contained in the intersection of k_i sub-rectangles is bounded by

$$\begin{aligned} \binom{y}{k_i} (10b \log t)^{k_i} \cdot t^{-k_i} &\leq \left(\Theta\left(\frac{y}{k_i}\right)\right)^{k_i} (10b \log t)^{k_i} \cdot t^{-k_i} \leq \\ &\left(\frac{\Theta(b^3 t^{0.1} \log t)}{t}\right)^{k_i} \leq t^{-k_i/2} \end{aligned}$$

according to our choice of parameters. □

7.2.4 Using Oversized Cells.

Consider the memory graph $\mathcal{G}_{\text{mem}}^{i-1}$ and consider a (k,d) -oversized cell u . We bound how much the “not dense part of” $\text{Region}_{k,d}(u)$ can help the growth of the PLTs.

Lemma 13. *Consider the beginning of epoch i and the graph $\mathcal{G}_{\text{mem}}^{i-1}$. Let $u \in \mathcal{G}_{\text{mem}}^{i-1}$ be a (k,d) -oversized cell. Let \mathbb{T}_u contain all the PLTs \mathcal{T} that satisfy the following: \mathcal{T} is a PLT at the end of epoch i , \mathcal{T} has grown out of a PLT \mathcal{T}' (at the beginning of epoch i) by adding a branch with u as a bud, and $\text{Region}(\mathcal{T}) \subset \text{Region}_{k,d}(u) \setminus \text{Dense}_{k,d}(u)$ (here, $\text{Region}_{k,d}(u)$ and $\text{Dense}_{k,d}(u)$ are considered at the beginning of epoch i). Then,
$$\sum_{u \in \mathcal{G}_{\text{mem}}^{i-1}} \sum_{\mathcal{T} \in \mathbb{T}_u} \text{Area}(\text{Region}(\mathcal{T})) \leq \frac{\Phi(i-1, k, d)}{2^{\gamma(b-1)}}.$$*

Proof. Let \mathcal{B}_u be the union of all the sub-rectangles in the μ -out-neighborhood of u inserted during epoch i . We begin by bounding the following:

$$(18) \quad \sum_{\mathcal{T} \in \mathbb{T}_u} \text{Area}(\text{Region}(\mathcal{T})).$$

Consider a PLT \mathcal{T} (at the end of epoch i) with super-encoding S that has grown out of a PLT \mathcal{T}' (at the beginning of epoch i), by adding u as a bud. Observe that in \mathcal{T} , bud u uniquely identifies a memory cell in the μ -out-neighborhood of u that is the output cell which stores a sub-rectangle \mathcal{B}_T inserted during epoch i . By definition of $\text{Region}(\mathcal{T})$ and $\text{Region}(\mathcal{T}')$, we have $\text{Region}(\mathcal{T}) = \text{Region}(\mathcal{T}') \subset \text{Region}_{k,d}(u) \setminus \text{Dense}_{k,d}(u)$. But we must also have $\text{Region}(\mathcal{T}) \subset \mathcal{B}_T$. As a result, $\text{Region}(\mathcal{T}) \subset (\text{Region}_{k,d}(u) \setminus \text{Dense}_{k,d}(u)) \cap \mathcal{B}_T = \text{Region}_{k,d}(u) \cap (\mathcal{B}_T \setminus \text{Dense}_{k,d}(u))$.

Recall that by definition of function $f_{(k,d),u}(\cdot)$, for a point $q \in \mathcal{B}_u \setminus \text{Dense}_{k,d}(u)$, $f_{(k,d),u}(q)$ counts how many living tree T' have $q \in \text{Region}(T')$. As a result, we can rewrite Eq. 18 as follows:

$$(19) \quad (18) \leq \int_{\mathcal{B}_u \setminus \text{Dense}_{k,d}(u)} f_{(k,d),u}(q) dq.$$

As u is (k, d) -oversized, we have, $\text{AreaSum}_{k,d}(u) \geq V_o$. By definition of $f_{(k,d),u}$,

$$(20) \quad \int_{\mathcal{Q}} f_{(k,d),u}(q) dq = \text{AreaSum}_{k,d}(u)$$

We rewrite (20) as

$$\begin{aligned} & \int_{\mathcal{Q} \setminus \text{Dense}_{k,d}(u)} f_{(k,d),u}(q) dq + \int_{\text{Dense}_{k,d}(u)} f_{(k,d),u}(q) dq \\ &= \text{AreaSum}_{k,d}(u) \end{aligned}$$

Next, observe that for every point $q' \in \text{Dense}_{k,d}(u)$ and every point $q \in \mathcal{Q} \setminus \text{Dense}_{k,d}(u)$ we have $f_{(k,d),u}(q') \geq f_{(k,d),u}(q)$, by the definition of $\text{Dense}_{k,d}(u)$. As a result,

$$\begin{aligned} & \frac{\int_{\text{Dense}_{k,d}(u)} f_{(k,d),u}(q) dq}{\int_{\mathcal{B}_u \setminus \text{Dense}_{k,d}(u)} f_{(k,d),u}(q) dq} \geq \frac{\text{Area}(\text{Dense}_{k,d}(u))}{\text{Area}(\mathcal{B}_u \setminus \text{Dense}_{k,d}(u))} \\ & \geq \frac{V_o}{\text{Area}(\mathcal{B}_u)}. \end{aligned}$$

Thus,

$$(21) \quad (19) \leq \frac{\text{Area}(\mathcal{B}_u) \int_{\text{Dense}_{k,d}(u)} f_{(k,d),u}(q) dq}{V_o} \leq \frac{\text{Area}(\mathcal{B}_u) \int_{\mathcal{Q}} f_{(k,d),u}(q) dq}{V_o} = \frac{\text{Area}(\mathcal{B}_u) \text{AreaSum}_{k,d}(u)}{V_o}.$$

Thus, we have

$$(18) \leq \frac{\text{Area}(\mathcal{B}_u) \text{AreaSum}_{k,d}(u)}{V_o}.$$

By Lemma 2, each sub-rectangle inserted during epoch i has area $\Theta(2^{\gamma i} n)$ and \mathcal{B}_u is the union of at most 2^μ of them. Thus, $\text{Area}(\mathcal{B}_u) = O(2^\mu 2^{\gamma i} n)$. By plugging in the value for V_o we get,

$$\begin{aligned} (18) & \leq O\left(\frac{2^\mu 2^{\gamma i} n \text{AreaSum}_{k,d}(u)}{\frac{n 2^{\gamma(i+b)}}{U \log^9 n}}\right) = O\left(\frac{2^\mu U \log^9 n \text{AreaSum}_{k,d}(u)}{2^{\gamma b}}\right) \\ & \leq O\left(\frac{2^\mu U \log^{11} n \text{AreaSum}_{k,d}(u)}{t^2 2^{\gamma b}}\right) < \frac{\text{AreaSum}_{k,d}(u)}{t^2 2^{\gamma(b-1)}}. \end{aligned}$$

The lemma then follows by summing the above over all cells $u \in \mathcal{G}_{\text{mem}}^{i-1}$ and using Observation 6. \square

7.3 The Potential Function Analysis.

Let \mathbf{L}_{i-1} be the random variable that represents the set of choices (of which level to take) during epochs 1 to $i-1$ and let L_{i-1} be one particular set of choices. Recall that the potential function was defined as

$$\Phi(i, k, d) = \sum_{\mathcal{T} \in \mathbb{T}_{k,d}} \text{Area}(\text{Region}(\mathcal{T})).$$

Note that the potential function is in fact a random variable that depends on \mathbf{L}_{i-1} . We use the bold math font to highlight this, e.g., when the potential is a random variable we represent it with $\Phi(i, k, d)$. Thus, $\Phi(i-1, k, d)|\mathbf{L}_{i-1} = L_{i-1}$ is simply a fixed value and not a random variable. Let $X_{i',k',d'} = \Phi(i', k', d')|\mathbf{L}_{i-1} = L_{i-1}$ for $i' < i$. We estimate $\mathbb{E}[\Phi(i, k, d)|\mathbf{L}_{i-1} = L_{i-1}]$ based on these values.

Consider a PLT \mathcal{T} at the end of epoch i that is counted in $\Phi(i, k, d)$. We have the following cases:

- (case 1: via Lemma 11) If there is an epoch i' , $i-2b \leq i' < i$, and a PLT \mathcal{T}' in epoch i' that satisfied the conditions in Lemma 11 such that \mathcal{T} is grown out of \mathcal{T}' , then we count \mathcal{T} in this case. However, in this case, \mathcal{T}' must have had DC $d-t^{0.1}$ but \mathcal{T}' could have as few as $k-2b^2$ output cells. Let Φ_1 be the part of $\Phi(i, k, d)$ that falls in this case. Thus,

$$(22) \quad \mathbb{E}[\Phi_1|\mathbf{L}_{i-1} = L_{i-1}] \leq \sum_{1 \leq j_1 \leq 2b; 1 \leq j_2 \leq 2b^2} X_{i-j_1, k-j_2, d-t^{0.1}}.$$

- (case 2: via Lemma 12) Otherwise, if \mathcal{T} is grown out of a PLT \mathcal{T}' in epoch $i-1$ that satisfied the conditions of Lemma 12, then we count \mathcal{T} in this case. Let Φ_2 be the part of the potential that falls in this case. By Lemma 12 we have,

$$(23) \quad \mathbb{E}[\Phi_2|\mathbf{L}_{i-1} = L_{i-1}] \leq \sum_{j=0}^b \frac{X_{i-1, k-j, d}}{t^{j/2}}.$$

Note that this case also counts the case when $\mathcal{T} = \mathcal{T}'$, i.e., \mathcal{T}' does not grow and does not gain additional output cells.

- (case 3: via Lemma 13) The final case is when, \mathcal{T} is grown by the conditions specified in Lemma 13. Let Φ_3 be the part of the potential that falls in this case. By Lemma 13 we have,

$$(24) \quad \mathbb{E}[\Phi_3|\mathbf{L}_{i-1} = L_{i-1}] \leq \sum_{j=1}^b \frac{X_{i-1, k-j, d}}{2^{\gamma(b-1)}}.$$

Observe that the right hand side of Equation (24) is asymptotically bounded by the right hand side of Equation (23). Thus, by adding up Equation (22), Equation (23), and Equation (24) and taking the expectation over the choices of \mathbf{L}_{i-1} , we get the following recursion

$$(25) \quad \mathbb{E}[\Phi(i, k, d)] \leq \sum_{j=0}^b \frac{\mathbb{E}[\Phi(i-1, k-j, d)]}{(\varepsilon_0 t)^{j/2}} + \sum_{1 \leq j_1 \leq 2b; 1 \leq j_2 \leq 2b^2} \mathbb{E}[\Phi(i-j_1, k-j_2, d-t^{0.1})]$$

where ε_0 is some constant (it comes from the fact that we have absorbed Equation (24) into Equation (23)).

Now it is time to revisit the concept of main ordinary connectors and see what are the initial values of these recursive functions. Recall that any main ordinary connector has k_0 output cells from epoch i_0 and we have $i_0 \leq \frac{6t\alpha}{\beta}$. Now consider epoch i_0 . We have $\Phi(i_0, k_0, d) = 0$, as long as $d \neq 0$. So we upper bound $\Phi(i_0, k_0, 0)$. To that end, we simply count the maximum number of living trees T we can have in epoch i_0 . We have $\Theta(nU)$ choices for the root of T . The number of strings S is at most $2^{O(t\beta)}$ by Lemma 5. Finally,

Region(T) of each living tree is at most $\Theta(n2^{\gamma i_0})$, since by Lemma 2, the area of any sub-rectangle inserted during epoch i_0 is $\Theta(n2^{\gamma i_0})$. Let $M = \Theta(n2^{\gamma i_0} 2^{O(t\beta)} nU)$.

Thus, we can obtain the following initial values for the potential functions:

$$(26) \quad \Phi(i, k, d) = \begin{cases} 0 & d \neq 0 \\ 0 & i < i_0 \\ 0 & i = i_0, k \neq k_0 \\ M & i = i_0, k = k_0, d = 0 \end{cases}$$

Solving Equation (25) is a bit difficult. However, we can use induction. First, we consider the case when $d = 0$ and observe that the 2nd summation disappears (since DC cannot be negative) and we are left with the following recursion:

$$(27) \quad \mathbb{E}[\Phi(i, k, 0)] \leq \sum_{j=0}^b \frac{\mathbb{E}[\Phi(i-1, k-j, 0)]}{(\varepsilon_0 t)^{j/2}} \leq \sum_{j=0}^{k-1} \frac{\mathbb{E}[\Phi(i-1, k-j, 0)]}{(\varepsilon_0 t)^{j/2}}.$$

We guess that

$$(28) \quad \mathbb{E}[\Phi(i_0 + i, k_0 + k, 0)] \leq \frac{M \binom{i+k-2}{i-1}}{(\varepsilon_0 t)^{k/2}}.$$

We can simply plug this guess and verify:

$$(29) \quad \mathbb{E}[\Phi(i_0 + i, k_0 + k, 0)] \leq \sum_{j=0}^{k-1} \frac{M \binom{i+k-j-3}{i-2}}{(\varepsilon_0 t)^{(k-j)/2} (\varepsilon_0 t)^{j/2}} = \sum_{j=0}^{k-1} \frac{M \binom{i+k-j-3}{i-2}}{(\varepsilon_0 t)^{k/2}} = \frac{M \binom{i+k-2}{i-1}}{(\varepsilon_0 t)^{k/2}}$$

where in the last step, we are using that

$$\binom{k}{k} + \binom{k+1}{k} + \dots + \binom{n}{k} = \binom{n+1}{k+1}$$

is a known binomial identity ⁵. Having the value of $\mathbb{E}[\Phi(i_0 + i, k_0 + k, 0)]$, we can now work out the value of $\mathbb{E}[\Phi(i_0 + i, k_0 + k, t^{0.1})]$, as we can now replace a value for the second summation in Equation (25). This forms the basis of our induction argument. We guess that

$$(30) \quad \mathbb{E}[\Phi(i_0 + i, k_0 + k, dt^{0.1})] \leq \frac{2^{i+k+d} M \binom{i+k-2}{i-1}}{(\varepsilon_0 t)^{(k-2b^2d)/2}}$$

and thus we would like to bound $\mathbb{E}[\Phi(i_0 + i, k_0 + k, (d+1)t^{0.1})]$.

$$(31) \quad \mathbb{E}[\Phi(i, k, (d+1)t^{0.1})] \leq \sum_{j=0}^b \frac{\mathbb{E}[\Phi(i-1, k-j, (d+1)t^{0.1}d)]}{(\varepsilon_0 t)^{j/2}}$$

$$(32) \quad + \sum_{1 \leq j_1 \leq 2b; 1 \leq j_2 \leq 2b^2} \mathbb{E}[\Phi(i-j_1, k-j_2, dt^{0.1})]$$

We bound each of the sums separately and for clarity:

$$(31) \leq \sum_{j=0}^{k-1} \frac{\mathbb{E}[\Phi(i-1, k-j, (d+1)t^{0.1}d)]}{(\varepsilon_0 t)^{j/2}} \leq \sum_{j=0}^{k-1} 2^{i-1+k-j+d+1} \frac{M \binom{i-1+k-j-1}{i-2}}{(\varepsilon_0 t)^{(k-j-2b^2(d+1))/2} (\varepsilon_0 t)^{j/2}}$$

$$\leq 2^{i+k+d} M \sum_{j=0}^{k-1} \frac{\binom{i-1+k-j-1}{i-2}}{(\varepsilon_0 t)^{(k-2b^2(d+1))/2}} \leq 2^{i+k+d} M \frac{\binom{i-1+k}{i-1}}{(\varepsilon_0 t)^{(k-2b^2(d+1))/2}}.$$

⁵For a quick proof, observe that the left hand side counts how many ways one can select $k+1$ numbers among numbers 1 to $n+1$ by first selecting the maximum value, i , then selecting the k remaining elements from 1 to $i-1$.

$$\begin{aligned}
(32) &\leq \sum_{1 \leq j_1 \leq 2b} \sum_{1 \leq j_2 \leq 2b^2} \frac{2^{i-j_1+k-j_2+d} M \binom{i-j_1-1+k-j_2-1}{i-j_1-1}}{(\varepsilon_0 t)^{(k-j_2-2b^2 d)/2}} \\
&\leq \frac{2^{i+k+d} M}{(\varepsilon_0 t)^{(k-2b^2-2b^2 d)/2}} \sum_{1 \leq j_1 \leq 2b} \sum_{1 \leq j_2 \leq 2b^2} \binom{i-j_1-1+k-j_2-1}{i-j_1-1} \\
&\leq \frac{2^{i+k+d} M}{(\varepsilon_0 t)^{(k-2b^2-2b^2 d)/2}} \sum_{1 \leq j_1 \leq 2b} \binom{i-j_1-1+k-1}{i-j_1} \\
&= \frac{2^{i+k+d} M}{(\varepsilon_0 t)^{(k-2b^2(d+1))/2}} \sum_{1 \leq j_1 \leq 2b} \binom{i-j_1-1+k-1}{k-2} \leq \frac{2^{i+k+d} M}{(\varepsilon_0 t)^{(k-2b^2(d+1))/2}} \binom{i-1+k-1}{k-1}.
\end{aligned}$$

Thus,

$$(33) \quad (31) + (32) \leq \frac{2^{i+k+d+1} M}{(\varepsilon_0 t)^{(k-2b^2(d+1))/2}} \binom{i-1+k-1}{k-1}$$

as claimed.

We are now almost done. Let \mathcal{Q}' be the subset of \mathcal{Q} that lies outside the forbidden and strange regions. Recall that the total area of the forbidden and the strange regions is $o(n^2)$ and thus the area of \mathcal{Q}' is $\Omega(n^2)$. Because of the dead invariant, any point $q \in \mathcal{Q}'$, must be contained in the $\text{Region}(C)$ where C is a main connector of q with some values of i_0 and k_0 . Consequently, there are values of i_0 and k_0 for which the total area of $\text{Region}(C)$ over all the main connectors that have exactly k_0 outputs from epoch i_0 is at least $\Omega(n^2/\log^2 n)$. In addition, any such connector must have at least $2t$ output cells and at least t output cells that lie on small branches. Also, for each connector the DC can be at most $2t\mu$ and thus the parameter d in Equation (33) can be at most $\frac{2t\mu}{t^{0.1}} = 2t^{0.9}\mu < t^{0.91}$. Thus, by Equation (33), the expected area of such connectors is bounded by $\Phi(t, t, dt^{0.1}) = \Phi(i_0 + (t - i_0), k_0 + (t - k_0), dt^{0.1})$. As $k_0 \leq b = \Theta(\log t)$, and $i_0 \leq \frac{6t\alpha}{\beta}$, it follows that

$$\begin{aligned}
\Phi(t, t, dt^{0.1}) &\leq \Phi(i_0 + t, t/2, t^{0.91}t^{0.1}) \leq \frac{2^{O(t)} \Theta(n 2^{\gamma i_0} 2^{O(t\beta)} n U)^{(3t/2)}}{(\varepsilon t)^{(t-2b^2 t^{0.9})/4}} = \frac{n^2 2^{\gamma i_0} 2^{O(t\beta)}}{(\varepsilon t)^{t/8}} \\
&\leq \frac{n^2 2^{\gamma \frac{6t\alpha}{\beta}} 2^{O(t\beta)}}{2^{\Omega(t \log \log n)}} \leq \frac{n^2 2^{6\varepsilon \gamma t} 2^{O(t\beta)}}{2^{\Omega(t \log \log n)}} \leq \frac{n^2}{2^{\Omega(t \log \log n)}}
\end{aligned}$$

by setting ε small enough. This leads to a contradiction since we expected the total area of $\text{Region}(C)$ over all the main connectors to have area $\Omega(n^2/\log^2 n)$.

Thus, we have proven the following theorem.

Theorem 1. *If a fully dynamic pointer machine data structure with amortized $O(\log^{O(1)} n)$ update time, or an incremental pointer machine data structure with worst-case $O(\log^{O(1)} n)$ update time can answer fractional cascading queries on a subgraph \mathbf{G}' in $O(\log n + \alpha|\mathbf{G}'|)$ time in the worst-case, then, we must have $\alpha = \Omega(\sqrt{\log \log n})$.*

8 Acknowledgements

The author would like to thank Seth Pettie for the encouragements he provided throughout the years he has been working on this problem.

References

- [1] Peyman Afshani. Improved pointer machine and I/O lower bounds for simplex range reporting and related problems. In *Symposium on Computational Geometry (SoCG)*, pages 339–346, 2012.
- [2] Peyman Afshani, Lars Arge, and Kasper Dalgaard Larsen. Orthogonal range reporting: query lower bounds, optimal structures in 3-d, and higher-dimensional improvements. In *Symposium on Computational Geometry (SoCG)*, pages 240–246, 2010.
- [3] Peyman Afshani, Lars Arge, and Kasper Green Larsen. Higher-dimensional orthogonal range reporting and rectangle stabbing in the pointer machine model. In *Symposium on Computational Geometry (SoCG)*, pages 323–332, 2012.
- [4] Peyman Afshani and Pingan Cheng. 2D fractional cascading on axis-aligned planar subdivisions. to appear in *FoCS*, 2020.
- [5] Peyman Afshani and Anne Driemel. On the complexity of range searching among curves. In *Proceedings of the Annual ACM-SIAM Symposium on Discrete Algorithms (SODA)*, pages 898–917, 2017.
- [6] Peyman Afshani and Jesper Sindahl Nielsen. Data Structure Lower Bounds for Document Indexing Problems. In *International Colloquium on Automata, Languages and Programming (ICALP)*, volume 55, pages 93:1–93:15, 2016.
- [7] Peyman Afshani, Ingo van Duijn, Rasmus Killmann, and Jesper Sindahl Nielsen. *A Lower Bound for Jumbled Indexing*, pages 592–606. 2020.
- [8] Lars Arge, Vasilis Samoladas, and Ke Yi. Optimal external-memory planar point enclosure. In *Proceedings of European Symposium on Algorithms (ESA)*, pages 40–52, 2004.
- [9] Mikhail J. Atallah, Richard Cole, and Michael T. Goodrich. Cascading divide-and-conquer: A technique for designing parallel algorithms. *SIAM Journal of Computing*, 18(3):499–532, 1989.
- [10] Lech Banachowski. A complement to Tarjan’s result about the lower bound on the complexity of the set union problem. *Information Processing Letters (IPL)*, 11(2):59 – 65, 1980.
- [11] Bernard Chazelle. Filtering search: A new approach to query-answering. *SIAM Journal of Computing*, 15(3):703–724, 1986.
- [12] Bernard Chazelle. Lower bounds for orthogonal range searching: I. the reporting case. *Journal of the ACM (JACM)*, 37(2):200–212, 1990.
- [13] Bernard Chazelle and Leonidas J. Guibas. Fractional cascading: I. A data structuring technique. *Algorithmica*, 1:133–162, 1986.
- [14] Bernard Chazelle and Leonidas J. Guibas. Fractional cascading: II. Applications. *Algorithmica*, 1:163–191, 1986.
- [15] Bernard Chazelle and Ding Liu. Lower bounds for intersection searching and fractional cascading in higher dimension. *Journal of Computer and System Sciences (JCSS)*, 68(2):269–284, 2004.
- [16] Bernard Chazelle and Burton Rosenberg. Simplex range reporting on a pointer machine. *Computational Geometry*, 5(5):237 – 247, 1996.
- [17] Vincent Cohen-Addad, Laurent Feuilloley, and Tatiana Starikovskaya. Lower bounds for text indexing with mismatches and differences. In *Proceedings of the Annual ACM-SIAM Symposium on Discrete Algorithms (SODA)*, pages 1146–1164, 2019.
- [18] Richard Cole. Parallel merge sort. *SIAM Journal of Computing*, 17(4):770–785, 1988.

- [19] Paul F. Dietz and Rajeev Raman. Persistence, amortization and randomization. In *Proceedings of the Annual ACM-SIAM Symposium on Discrete Algorithms (SODA)*, page 78–88, 1991.
- [20] Yoav Giora and Haim Kaplan. Optimal dynamic vertical ray shooting in rectilinear planar subdivisions. *ACM Transactions on Algorithms (TALG)*, 5(3), 2009.
- [21] Joseph M. Hellerstein, Elias Koutsoupias, Daniel P. Miranker, Christos H. Papadimitriou, and Vasilis Samoladas. On a model of indexability and its bounds for range queries. *Journal of the ACM (JACM)*, 49(1):35–55, 2002.
- [22] Kurt Mehlhorn, Stefan Näher, and Helmut Alt. A lower bound on the complexity of the union-split-find problem. *SIAM Journal of Computing*, 17, 1988.
- [23] Kurt Mehlhorn and Stefan Näher. Dynamic fractional cascading. *Algorithmica*, 5(2):215–241, 1990.
- [24] Wolfgang Mulzer. A note on predecessor searching in the pointer machine model. *Information Processing Letters (IPL)*, 109(13):726 – 729, 2009.
- [25] Han La Poutré. Lower bounds for the union–find and the split–find problem on pointer machines. *Journal of Computer and System Sciences (JCSS)*, 52(1):87 – 99, 1996.
- [26] Robert E. Tarjan and Jan van Leeuwen. Worst-case analysis of set union algorithms. *Journal of the ACM (JACM)*, 31(2):245–281, 1984.
- [27] Robert Endre Tarjan. A class of algorithms which require nonlinear time to maintain disjoint sets. *Journal of Computer and System Sciences (JCSS)*, 18(2):110 – 127, 1979.
- [28] V.K Vaishnavi and D Wood. Rectilinear line segment intersection, layered segment trees, and dynamization. *Journal of Algorithms*, 3(2):160 – 176, 1982.
- [29] Dan E. Willard. New data structures for orthogonal range queries. *SIAM Journal of Computing*, 14:232–253, 1985.

A From Worst-case to Amortized Lower Bounds

In this section we prove a general reduction that shows under some conditions, we can generalize a query lower bound for an incremental data structure with a worst-case update time to a query lower bound for a fully dynamic data structure but with the amortized update time. The exact specification of the reduction is given below.

We work with the following definition of amortization. We say that an algorithm or data structure has an amortized cost of $f(n)$, for a function $f : \mathbb{N} \rightarrow \mathbb{N}$, if for any sequence of n operations, the total time of performing the sequence of operations is at most $nf(n)$.

We call the following adversary, an Epoch-Based Worst-Case Incremental Adversary (EWIA) with update restriction $U(n)$; here $U(n)$ is an increasing function. The adversary works as follows. We begin with an empty data structure containing no elements and then the adversary reveals an integer k and they announce that they will insert $O(n)$ elements over k epochs. Next, the adversary allows the data structure $nU(n)$ time before anything is inserted. At epoch i , they reveal an insertion sequence, s_i , of size n_i . At the end of epoch k , the adversary will ask one query. The only restriction that the adversary places in front of the data structure is that the insertions of epoch i must be done in $n_iU(n)$ time once s_i is revealed; clearly, any incremental data structure with the worst-case insertion time of $U(n)$ can do this. We iterate that the adversary allows the data structure to operate in the stronger pointer machine model (i.e., with infinite computational power and full information about the current status of the memory graph).

Lemma 1. Consider a dynamic data structure problem where we have insertions, deletions and queries. Assume that we can prove a worst-case query time lower bound of $Q(n)$ for any data structure, using an EWIA with k epochs and with update restriction $U(n)$.

Then, any fully dynamic data structure \mathcal{A} that can perform any sequence of N insertions and deletions, $N \geq n$, in $\frac{U(N)}{8k}N$ total time (i.e., \mathcal{A} has amortized $O(U(N)/k)$ update time), must also have $\Omega(Q(n))$ lower bound for its worst-case query time.

Proof. We use \mathcal{A} to create another data structure \mathcal{A}' that still works in the EWIA model and it satisfied the conditions of our lemma. In other words, we would like to create another data structure \mathcal{A}' that can perform k epochs of insertions within the allowed time. To get \mathcal{A}' , we simulate \mathcal{A} and internally, \mathcal{A}' will constantly perform insertions and deletions on \mathcal{A} . Since \mathcal{A}' will be a data structure that operates in the EWIA model, by the assumptions of the lemma, we would know that $\Omega(Q(n))$ is a lower bound for the worst-case query time of \mathcal{A}' . The query algorithms of \mathcal{A} and \mathcal{A}' will be identical which would imply the lemma. We now present the details.

Observe that the goal of the simulation is to achieve worst-case insertion time of $U(n)n_i$ at epoch i . To do that, \mathcal{A}' internally simulates \mathcal{A} and keeps inserting and deleting “costly” sequences (i.e., sequences with high insertion time) until \mathcal{A} reaches a memory configuration where no such sequences exist. However, doing so requires dealing with some non-trivial amount of technical details.

Let L a parameter that will be determined later. Let \mathcal{M} be the status of the memory of \mathcal{A} at some point during the updates. The idea is that, given a memory status, we can define the “level 1 cost” of epoch i as the number of “costly” insertions and deletions that we need to do until every sequence of n_i insertions has low worst-case insertion cost. To formalize, for the memory configuration \mathcal{M} , we associate a level 1 time and level 1 size using the following mechanism:

- (step 0) Initialize level 1 time and level 1 size of \mathcal{M} to zero.
- (loop step) While there exists an insertion sequence s of some size n_i , $n_i < n$, such that inserting s takes times T , with $T \geq Ln_i$,
 - then, insert s and then immediately delete s and increase level 1 time of \mathcal{M} by T and the level 1 size of \mathcal{M} by n_i .

It is not immediately clear that this cost is well-defined since the while loop could actually be an infinite loop. However, later, we will pick a value of L that will guarantee that both costs are finite and well-defined. Nonetheless, assuming that both costs are finite, observe that if the level 1 size is X , then the level 1 time is at least LX and conversely, if the level 1 time is T , then the level 1 size is at most T/L .

Based on this, and inductively, we define level j size and level j time associated with \mathcal{M} . Intuitively, they define a number of “costly” insertions and deletions that we need to do until for every j sequences $s_i, s_{i+1}, \dots, s_{i+j-1}$ of sizes n_i, \dots, n_{i+j-1} respectively, inserting each sequence s_ℓ , $i \leq \ell < i + j$ has “low” worst-case insertion time. This is defined using a slightly more complicated mechanism.

- (step 0) Assume level $j - 1$ time and size of every memory configuration is defined. Initialize level j time and level j size of \mathcal{M} to zero.
- (loop step) Within a loop, check for the existence of the following two types of expensive insertions; if none of them exists, exit the loop.
- (first type) If there exists a sequence s_i of some size n_i , such that inserting s_i takes time T , with $T \geq Ln_i$,
 - insert and then delete s_i . Then, increase level j time of \mathcal{M} by T and the level j size of \mathcal{M} by n_i and go back to the beginning of the loop.
- (second type) If no sequence of first type exists but there exists a sequence s_i of some size n_i , such that after inserting s_i , the level $j - 1$ time, T , of the resulting memory configuration is at least $n_i Lk$, then do the following.

- Let X and T be the level $j - 1$ size and time of the memory configuration after inserting s_i , respectively. We insert s_i , then insert and delete all the updates corresponding to the level $j - 1$ cost of the resulting configuration, and then delete s_i . We increase the level j size by $n_i + X$ and the level j time by T . We go back to the beginning of the loop.

Lemma 14. *If the level j size, X , and level j time, T , of a memory configuration are finite, then, we have $T \geq XL((k - 1)/k)^{j-1}$.*

Proof. We use induction. The lemma is trivial for $j = 1$ as it directly follows from the definition of level 1 time and size. Thus, it suffices to prove the induction step. Consider a memory configuration. During each execution of the while loop, the level j time and size are increased by some amounts. Let X_1 be amount of increase in level j size, caused by case (i), which means the existence of X_1 insertions (and X_1 deletions) that take at least LX_1 time in total. Now consider one iteration of case (ii): The data structure makes some n_i insertions and let X' and T' be the level $j - 1$ size and time of the resulting configuration. Here, we have $T' \geq n_i Lk$ but also by induction hypothesis, $T' \geq X' L(\frac{k-1}{k})^{j-2}$. In this case, we have $Y = X' + n_i$ insertions with total cost of at least T' . Observe that,

$$YL(\frac{k-1}{k})^{j-1} = X' L(\frac{k-1}{k})^{j-1} + n_i L(\frac{k-1}{k})^{j-1} \leq T'(\frac{k-1}{k}) + \frac{T'}{k}(\frac{k-1}{k})^{j-1} \leq T'.$$

As a result, each iteration of while loop creates insertions whose average insertion cost is at least as claimed, proving the lemma. \square

Set $L = U(n)/(8k)$. Now, we try to build an incremental data structure. We begin with an empty data structure. First observe that the level k size of an empty data structure is bounded; a level k of size X implies the existence of X insertions (and X deletions) that take at least $XL((k - 1)/k)^{k-1} \geq XL/e$ time. Thus, if $X \geq n$, we have $2X$ updates that take more than $(2X)U(n)/(8k)$ time, a contradiction. As a result, we must have $X \leq n$. The EWIA model gives \mathcal{A}' full information about the current memory status and unlimited computational power. As a result, \mathcal{A}' can compute the set of insertions and deletions defined by the level k size, in advance. \mathcal{A}' then simulates \mathcal{A} and performs all the insertions and deletions defined by the level k cost functions. After this step, we are guaranteed, by definition, that every sequence s_1 of any size n_1 has the worst-case insertion time of Ln_1 but also crucially, after inserting s_1 , the level $k - 1$ cost of the resulting memory configuration is bounded by $n_1 kL$.

If the adversary chooses to insert s_1 , \mathcal{A}' first simulates \mathcal{A} and performs the necessary steps to do the insertions. Then, it simulates all the insertions and deletions defined by the level $k - 1$ cost. By the above argument, this takes at most $n_1 kL$ time (or otherwise, inserting s_1 would have been counted in the level k time of an empty data structure), for a total running time of $n_1 kL + n_1 L = n_1(k + 1)L < n_1 U(n)$. Doing this, ensures that any sequence s_2 of size n_2 , has the worst-case insertion time of Ln_2 but also crucially and similarly, after inserting s_2 , the level $k - 2$ cost of the resulting memory configuration is bounded by $n_2 kL$.

We can continue this argument inductively, to show that, we obtain an algorithm \mathcal{A}' that guarantees that in the epoch i , it can use at most $n_i U(n)$ time, regardless of the insertion sequence picked by the adversary. As the query algorithm of \mathcal{A}' is identical to \mathcal{A} , and since by the adversary we have a $Q(n)$ lower bound for the query bound of \mathcal{A}' , the same lower bound also applies to the query time of \mathcal{A} . \square