

Longitudinal Z-Boson Polarization and the Higgs Boson Production Cross Section at the Large Hadron Collider

S. Amoroso,^{1,*} J. Fiaschi,^{2,3,†} F. Giuli,^{4,5,‡} A. Glazov,^{1,§} F. Hautmann,^{6,7,¶} and O. Zenaiev^{4,**}

¹*Deutsches Elektronen-Synchrotron DESY, D 22607 Hamburg*

²*Department of Mathematical Sciences, University of Liverpool, Liverpool L69 3BX*

³*Institut für Theoretische Physik, Universität Münster, D 48149 Münster*

⁴*CERN, CH-1211 Geneva 23, Switzerland*

⁵*University of Rome Tor Vergata and INFN, Sezione di Roma 2, 00133 Roma*

⁶*Elementaire Deeltjes Fysica, Universiteit Antwerpen, B 2020 Antwerpen*

⁷*Theoretical Physics Department, University of Oxford, Oxford OX1 3PU*

Charged lepton pairs are produced copiously in high-energy hadron collisions via electroweak gauge boson exchange, and are one of the most precisely measured final states in proton-proton collisions at the Large Hadron Collider (LHC). We propose that measurements of lepton angular distributions can be used to improve the accuracy of theoretical predictions for Higgs boson production cross sections at the LHC. To this end, we exploit the sensitivity of the lepton angular coefficient associated with the longitudinal Z-boson polarization to the parton density function (PDF) for gluons resolved from the incoming protons, in order to constrain the Higgs boson cross section from gluon fusion processes. By a detailed numerical analysis using the open-source platform `xFitter`, we find that high-statistics determinations of the longitudinally polarized angular coefficient at the LHC Run III and high-luminosity HL-LHC improve the PDF systematic uncertainties of the Higgs boson cross section predictions by 50 % over a broad range of Higgs boson rapidities.

Introduction. Precision studies in the Higgs sector of the Standard Model (SM) are central to current [1] and forthcoming [2] physics programs at the Large Hadron Collider (LHC), and provide a portal to searches for beyond-Standard-Model (BSM) physics. The dominant mechanism for the production of Higgs bosons in proton-proton collisions at the LHC is given by the fusion of two gluons resolved from the incoming protons. With the very high accuracy reached in perturbative Quantum Chromodynamics (QCD) calculations of gluon-initiated production cross sections, currently of next-to-next-to-next-to-leading order (N³LO) [3–5] in the QCD coupling α_s , the theoretical systematic uncertainties affecting the predictions for gluon fusion processes receives essential contributions from the non-perturbative gluon parton density function (PDF), as well as the sea-quark densities coupled to gluons through initial-state QCD evolution. See e.g. [2], where the PDF contribution is estimated to be about 30 % of the total uncertainty, including α_s and scale variations.

The primary source of knowledge of the gluon PDF is given at present, in global fits to hadron collider data [6–12], by deep inelastic scattering (DIS) experimental measurements at high energy. Future DIS experiments [13, 14] are proposed to extend the range and accuracy of our current knowledge of the gluon PDF. It is hoped that substantial progress can also come from measurements at the LHC itself, particularly in the forthcoming high-luminosity phase HL-LHC [15]. Gluon PDF determinations are considered from open [16, 17] and bound-state [18] charm and bottom quark production, light-quark jets [19] and top quark production [20].

In this work we take color-singlet hadro-production (unlike the above cases, in which the Born-approximation final state contains colored particles) and, similarly to the case of DIS, investigate the sensitivity to the gluon PDF via $\mathcal{O}(\alpha_s)$ contributions, guided by criteria of perturbative stability and experimental precision.

We consider Drell-Yan (DY) charged lepton-pair production [21] via electroweak vector boson exchange. Let us map the DY cross section in the boson invariant mass M , rapidity Y and transverse momentum p_T , and in the lepton polar and azimuthal angles θ and ϕ , defined in the Collins-Soper reference frame [22] (see e.g. the DY cross section parameterization in [23]). The DY cross section summed over the electroweak boson polarizations has the angular distribution $1 + \cos^2 \theta$ and is sensitive to the gluon PDF for finite p_T . However, in the p_T region where the cross section is the largest, it is affected by large perturbative corrections to all orders in α_s (see e.g. [24], and references therein). Let us turn to contributions of the single electroweak-boson polarizations. The diagonal elements of the polarization density matrix [22, 25–27] in the helicity basis yield (besides the unpolarized cross section, proportional to the trace of the density matrix) the forward-backward asymmetry and the longitudinally polarized cross section, associated respectively with angular distributions $\cos \theta$ and $(3 \cos^2 \theta - 1)/2$. The former is parity-violating and dominated by flavor non-singlet PDFs [28–34]. The latter is parity-conserving and sensitive to flavor singlet PDFs. Off-diagonal density matrix elements can be accessed by measuring, besides θ , the lepton’s azimuthal angle ϕ , and yield six additional contributions besides the previous three, leading to nine lin-

early independent polarized cross sections, which correspond to the first nine terms in the expansion over spherical harmonics.

In order to constrain the Higgs boson production cross section from gluon fusion, we will focus on the ratio of the longitudinal electroweak boson cross section to the unpolarized cross section, defining the angular coefficient

$$A_0(s, M, Y, p_T) = \frac{2d\sigma^{(L)}/dMdYdp_T}{d\sigma/dMdYdp_T}. \quad (1)$$

The coefficient A_0 is perturbatively stable, as illustrated by the smallness of its next-to-leading-order (NLO) [35–40] and next-to-next-to-leading-order (NNLO) [41] radiative corrections for finite p_T , and precisely measured at the LHC [23, 42], following earlier measurements at the Tevatron [43] and fixed-target experiments [44–48]. We will comment later on the extension of the analysis to other polarized contributions besides the longitudinal cross section.

We now proceed as follows. First, we discuss the general properties of the angular coefficient (1) illustrating the physics potential of precision measurements of DY angular distributions at the LHC Run III and HL-LHC. Next, we focus on its application to the profiling of the gluon distribution using the open-source fit platform `xFitter` [49], and compute the resulting Higgs boson cross section and PDF uncertainty at $\sqrt{s} = 13$ TeV.

Longitudinally polarized angular coefficient. The longitudinally polarized coefficient A_0 in Eq. (1) vanishes in the parton model and receives leading-order (LO) perturbative QCD contributions at $\mathcal{O}(\alpha_s)$. We evaluate A_0 at LO and NLO (i.e., through $\mathcal{O}(\alpha_s^2)$) using the `MadGraph5_aMC@NLO` [50] program for $Z + 1$ parton pp production. In Fig. 1¹ we show results for A_0 at the energy $\sqrt{s} = 13$ TeV versus the boson p_T for three distinct kinematic regions: two of them at central rapidity $|Y| < 1$ with invariant mass M close to the Z boson mass M_Z as well as between the J/ψ and Υ resonances, corresponding to ATLAS and CMS kinematics; and one with $2 < |Y| < 4.5$ and M close to M_Z , corresponding to LHCb kinematics. We also show separately the contributions to A_0 from the initial-state partonic channels $q\bar{q}$ and qg (qg and gg channels are present at NLO, but they are suppressed by relative order α_s).

The coefficient A_0 as well as its $q\bar{q}$ and qg components rise monotonically from 0 at $p_T = 0$ to 1 for $p_T \gg M$. The gluonic channel qg dominates over the fermionic channel $q\bar{q}$, for the low mass region in particular. The weight of the $q\bar{q}$ contribution increases for the Z pole region and reaches its largest value for the LHCb phase

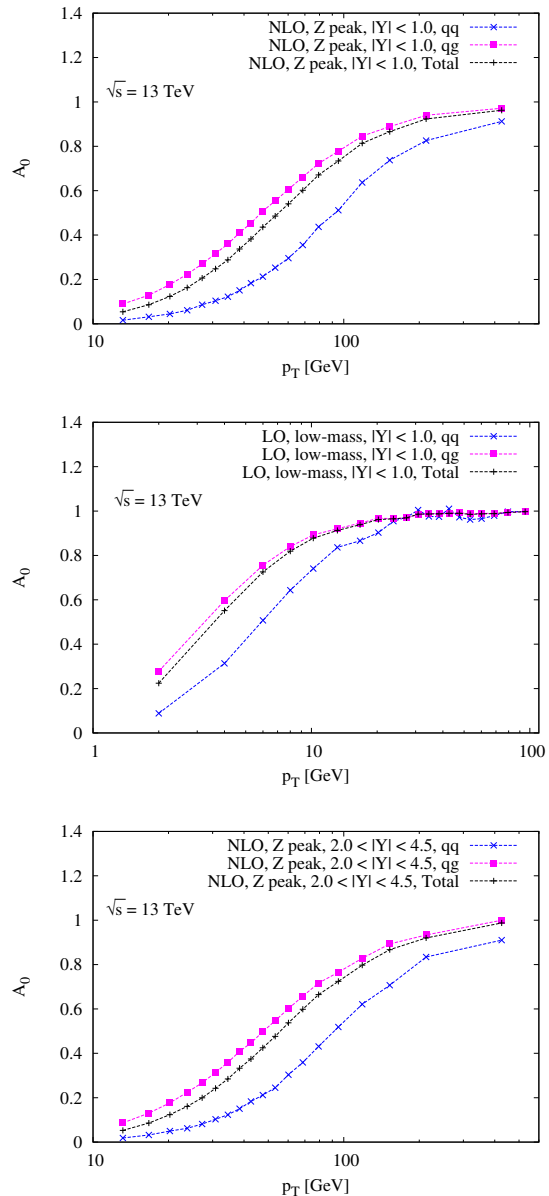


FIG. 1. The angular coefficient A_0 and its $q\bar{q}$, qg contributions for $\sqrt{s} = 13$ TeV as functions of the boson p_T based on CT18nnlo PDF set. The results are plotted in different regions of the boson invariant mass M and rapidity Y : the Z -boson peak region, $80 \text{ GeV} < M < 100 \text{ GeV}$, for $|Y| < 1.0$ (NLO, top); low-mass region between the J/Ψ and Υ resonances, $4 \text{ GeV} < M < 8 \text{ GeV}$, for $|Y| < 1.0$ (LO, center); Z -boson peak region, $80 \text{ GeV} < M < 100 \text{ GeV}$ for LHCb kinematics (NLO, bottom).

space. This can be understood since the range in longitudinal momentum fraction x probed for the PDFs is changing from low to high x . The location of A_0 measured in experimental data with respect to the predicted $q\bar{q}$ and qg contributions can constrain the \bar{q}/g ratio.

The main sensitivity to the gluon distribution arises

¹ While no cut is applied on the parton p_T , a cut on the Z -boson p_T of 11.4 GeV is used for calculations in the Z -boson mass region. This is lowered to 1 GeV for the low-mass region.

from the A_0 region with the largest slope in p_T , i.e., around the turn-over point $\partial^2 A_0 / \partial p_T^2 = 0$. Figure 1 illustrates that the position of this turn-over point varies strongly with a power-like dependence on the lepton-pair invariant mass, so that the mass provides a powerful handle on the p_T scales probed in the initial state distribution. Near the Z -boson peak the turn-over occurs at p_T of the order of several ten to 100 GeV, while at low masses, between the J/Ψ and Υ meson resonances, it is at p_T of the order of a few GeV. This behavior is to be contrasted with the case of $d\sigma/dp_T$, which peaks at low p_T , with the position of the peak depending only very mildly on the invariant mass [22, 24]. Thus, we will use the longitudinally polarized angular distribution near the electroweak boson mass scale in order to constrain the gluon PDF in the region relevant [51] for Higgs boson production (as will be described next). On the other hand, the above observations on the meson resonance region suggest that the angular distribution in this region can provide sensitivity to the p_T dependent PDFs [24, 52–54] (which we leave to future investigations).

New features therefore arise in the extraction of non-perturbative QCD contributions owing to the vector boson polarization. In what follows, we carry out a detailed analysis for collinear distributions.

Gluon profiling and Higgs cross section. To analyze the impact of high-precision A_0 measurements on the Higgs boson production cross section, we implement the NLO MadGraph5_aMC@NLO A_0 calculation into the fit platform `xFitter` [49]. First, we validate our implementation by performing NLO fits to the $\sqrt{s} = 8$ TeV ATLAS measurements [23] of A_0 , and verifying that good χ^2 values are obtained for all the PDF sets considered, namely CT18nnlo [6], NNPDF3.1nnlo [7], ABMP16nnlo [8], HERAPDF2.0nnlo [11] and MSHT20nnlo [12]. Next, we generate A_0 pseudodata for Z $p_T > 11.4$ GeV at $\sqrt{s} = 13$ TeV for two projected luminosity scenarios of 300 fb^{-1} (the designed integrated luminosity at the end of the LHC Run III) and 3 ab^{-1} (the designed integrated luminosity at the end of the HL-LHC stage [15]), and apply the profiling technique [55, 56] to evaluate the PDF uncertainties. To do this, we extrapolate the statistical uncertainties for the two projected integrated luminosities, and estimate the systematic uncertainties assuming a 0.1% systematic uncertainties in the lepton momentum scale.² We perform the analysis in the mass region $80 \text{ GeV} < M < 100 \text{ GeV}$ around the Z -boson peak and rapidity region $|Y| < 3.5$. The results are reported in Fig. 2.

We find that, in accord with the earlier discussion, the largest reduction of uncertainties from the high-

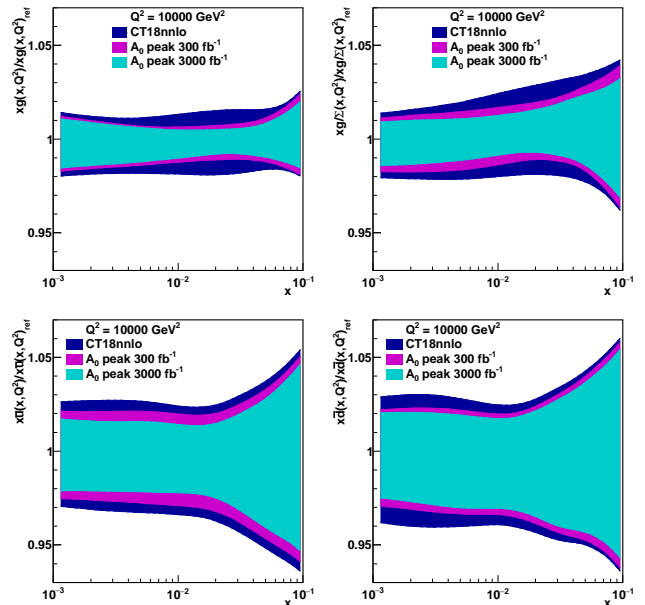


FIG. 2. Original CT18nnlo [6] (red) and profiled distributions using A_0 pseudodata corresponding to integrated luminosities of 300 fb^{-1} (blue) and 3 ab^{-1} (green) for $80 \text{ GeV} < M < 100 \text{ GeV}$ and $|Y| < 3.5$. Results for gluon (xg), gluon/Sea (xg/Σ), u -type ($x\bar{u}$) and d -type ($x\bar{d}$) sea-quark densities are shown for $Q^2 = 10^4 \text{ GeV}^2$. Bands represent PDF uncertainties, shown at the 68% CL.

luminosity A_0 profiling occurs for the gluon density (top two panels in Fig. 2), and for the u and d sea-quark densities coupled to gluons through QCD evolution (bottom two panels in Fig. 2). All panels in Fig. 2 show the range $10^{-3} \lesssim x \lesssim 10^{-1}$ where the reduction is most pronounced. We find that the largest sensitivity comes from transverse momenta in the mid range $p_T \sim 50$ GeV, and the sensitivity dies out for $p_T \gtrsim 100$ GeV. The current-to- 300 fb^{-1} gain dominates the 300 fb^{-1} to 3 ab^{-1} gain, similarly to other earlier profiling examples (see detailed discussions in [28] for valence quarks and in [57] for gluons).

We have also verified the perturbative stability of our results, by repeating the profiling with a variation of the perturbative factorization and renormalization scales at NLO in the pseudodata. The central value for the resulting gluon distribution function stays within one standard deviation band of the profiled PDF uncertainty. Given that existing NNLO predictions have significantly reduced scale uncertainty [41], we expect that the effect of higher-order corrections will have only a small impact on the profiled PDFs, and this uncertainty is neglected in the following.

The effect of the longitudinally polarized coefficient on the $Q^2 = 10^4 \text{ GeV}^2$ gluon PDF near $x \sim 10^{-2}$ will influence the Higgs boson cross section. To study this, we compute SM Higgs boson production in the gluon fusion

² Note that PDF uncertainties are large in the ATLAS 8 TeV A_0 measurements [23] extrapolated in rapidity Y , but they are small for the measurements [23] in bins of Y .

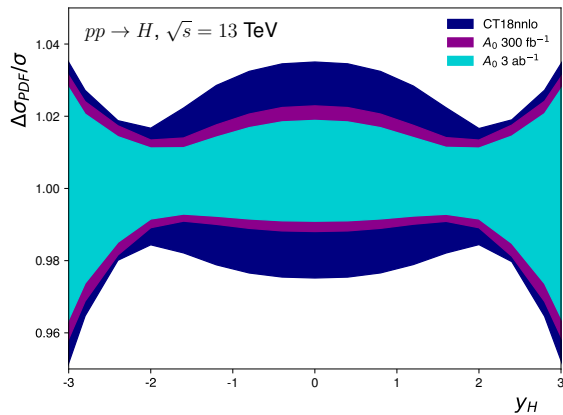


FIG. 3. Ratio of PDF uncertainties for the gluon-gluon fusion SM Higgs boson cross-section in pp collisions at $\sqrt{s} = 13$ TeV as a function of the Higgs rapidity. The red band shows the uncertainties of the CT18nnlo PDF set [6], reduced to 68% CL coverage. The blue and green bands show the uncertainties of the CT18nnlo including constraints from the A_0 measurement and assuming 300 fb^{-1} and 3 ab^{-1} , respectively.

mode for $\sqrt{s} = 13$ TeV pp collisions, using the MCFM code [58, 59] at NLO in QCD perturbation theory. We evaluate PDF uncertainties on the Higgs cross section including constraints from A_0 profiling. The results are given in Fig. 3 versus the Higgs boson rapidity y_H . We see that in the region $-2 \lesssim y_H \lesssim 2$ the uncertainty is reduced by about 30 - 40 % in the Run III scenario, and a further reduction to about 50 % takes place in the HL-LHC scenario.

We next perform a higher-order N³LO calculation for the Higgs boson total cross section using the code `ggHiggs` [60, 61]. In Fig. 4, we report the result for the cross section and its uncertainty in the cases of the current CT18nnlo [6], NNPDF3.1nnlo [7] and MSHT20nnlo [12] global sets as well as projected sets, based on complete LHC data sample [62]. The PDF4LHC15scen1/2 sets, which are PDF projections including HL-LHC pseudodata, also show a smaller, but not negligible, reduction in uncertainties. Notwithstanding the numerical differences, the behavior is qualitatively similar for the different sets, and provides further support at N³LO to the picture given in Fig. 3 for the NLO Higgs boson rapidity cross section.

The results above for the Higgs boson production cross section have been obtained using the DY angular coefficient for longitudinal electroweak boson polarization in the mass region near the Z -boson mass (top panel in Fig. 1). We stress that the same approach, extended to mass regions away from the Z peak, has the potential to provide complementary physics information. For instance, high-mass DY angular distributions allow the region of larger x momentum fractions to be accessed

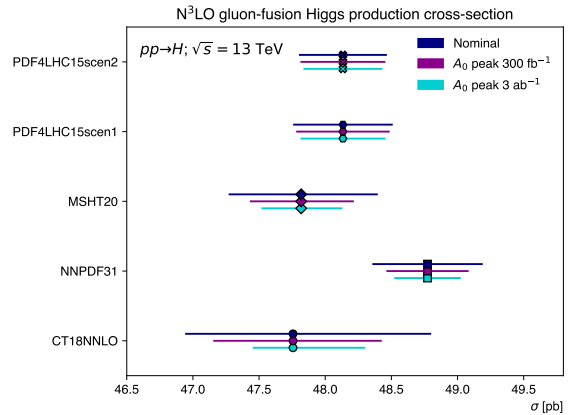


FIG. 4. The gluon-gluon fusion Higgs boson production cross-section at N³LO for different PDFs, showing the uncertainty from PDFs and their expected reduction including constraints from the A_0 measurement assuming 300 fb^{-1} and 3 ab^{-1} , respectively.

and will be relevant for associated Higgs boson production with a gauge/Higgs boson or heavy-flavour quarks. Conversely, we have noted earlier that measurements of A_0 at low masses (center panel in Fig. 1) may be used to probe p_T dependent gluon PDF effects, and this will impact the Higgs boson p_T spectrum for low transverse momenta. The extension to low masses can further provide a handle on the small- x regime [61, 63] of Higgs boson production relevant to the highest energy frontier.

We have so far exploited the sensitivity of the longitudinal electroweak boson polarization to the gluon PDF and singled out A_0 as a perturbatively stable observable, which can be built via diagonal elements of the polarization density matrix and is measurable via the lepton polar angle θ . This can be generalized as further sensitivity may arise from off-diagonal density matrix elements via longitudinal-transverse interferences, such as the parity-conserving A_1 and parity-violating A_3 coefficients [23], which can be accessed by measuring also the lepton azimuthal angle ϕ . These coefficients are generally smaller than A_0 and with a milder p_T dependence, but provide a more pronounced Y rapidity dependence. Moreover, starting at order α_s^2 one may investigate additional handles from violation of the Lam-Tung relation [25], $A_2 \neq A_0$, and from the T -odd coefficients A_5 , A_6 , A_7 [23].

Conclusion. We have proposed the systematic use of electroweak gauge boson polarization in charged lepton-pair hadro-production to investigate gluon-initiated processes and the associated non-perturbative QCD contributions.

We have illustrated this by studying the implications of precise measurements of the angular coefficient A_0 near the Z -boson mass scale on the theoretical predictions

for the Higgs boson production cross section, exploiting the coupling of the longitudinal polarization to the gluon PDF through radiative contributions in α_s .

Our results open a new area of phenomenological studies on connections between the gauge and Higgs sectors of the SM, as further aspects may be investigated via generalization to the full structure of lepton angular distributions, including polarization interferences, and to mass regions far away from the Z -boson peak.

Acknowledgments. We thank H. Abdolmaleki, A. Armbruster, V. Bertone, S. Camarda, A. Cooper-Sarkar, D. Britzger, L. Harland-Lang, A. Huss, F. Olness and other `xFitter` developers for useful conversations and advice. The work of JF has been supported by the BMBF under contract 05H15PMCCA and the DFG through the Research Training Network 2149 “Strong and weak interactions - from hadrons to dark matter” and by STFC under the consolidated grant ST/T000988/1.

SUPPLEMENTARY MATERIAL

Fit to ATLAS 8 TeV data

To validate our theoretical framework based on the implementation of the NLO `MadGraph5_aMC@NLO` A_0 calculation into the fit platform `xFitter`, we consider the $\sqrt{s} = 8$ TeV ATLAS measurements [23] for the angular coefficient A_0 , using the unregularised data in the three rapidity regions and removing the bins with $p_T < 11.4$ GeV.

We perform NLO fits which include the covariance matrices of the experimental and PDF uncertainties, for the cases CT18nnlo [6], NNPDF3.1nnlo [7], ABMP16nnlo [8], HERAPDF2.0nnlo [11] and MSHT20nnlo [12]. The results for the χ^2 values are reported in Tab. I for each of the PDF sets, showing a very good description of data for all sets.

PDF set	Total χ^2 /d.o.f.
CT18NNLO	59/53
CT18Annlo	44/53
NNPDF31_nnlo_as_0118_hessian	60/53
ABMP16_5_nnlo	62/53
MSHT20nnlo_as118	59/53
HERAPDF20_NNLO_EIG	60/53

TABLE I. The χ^2 values per degrees of freedom from NLO fits to A_0 data [23] using `xFitter`, for different collinear PDF sets. PDF uncertainties are evaluated at the 68% CL.

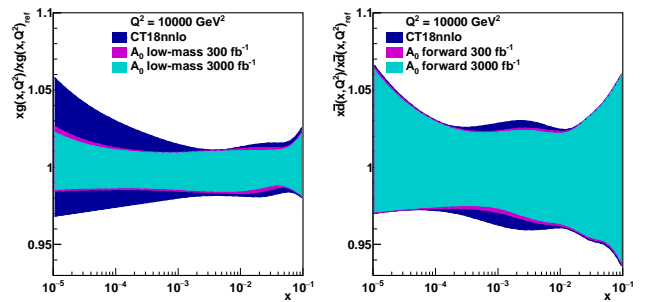


FIG. 5. Original CT18nnlo [6] (red) and profiled distributions using A_0 pseudodata corresponding to integrated luminosities of 300 fb^{-1} (blue) and 3 ab^{-1} (green) for the low mass (left) and LHCb phase space (right). Results for gluon (xg) and d -type ($x\bar{d}$) sea-quark densities are shown for $Q^2 = 10^4 \text{ GeV}^2$. Bands represent PDF uncertainties, shown at the 68% CL.

Profiling in the low-mass region and forward region

Analogously to the profiling analysis of Fig. 2 in the Z -boson peak region, we perform the profiling analysis in the low mass region $4 \text{ GeV} < M < 8 \text{ GeV}$ and forward rapidity region $2.0 < |Y| < 4.5$. We report the results in Fig. 5.

Given that triggering in this kinematic domain is challenging we consider that only a 1% fraction of the data will be recorded, thereby reducing the effective luminosity by this factor. The largest reduction of uncertainties observed in this case for the gluon distribution is at $x < 0.001$. For the LHCb phase space, the most relevant improvements are for the sea quark PDFs, e.g. \bar{d} at $x \sim 0.001$.

Gluon-gluon luminosity

We compute the gluon-gluon luminosity as a function of invariant mass to assess the reduction of uncertainties as a result of PDF profiling based on the longitudinally polarized angular coefficient A_0 .

In Fig. 6 we show the PDF uncertainties in the gluon-gluon luminosity evaluated at $\sqrt{s} = 13$ TeV and computed with CT18nnlo, as well as including constraints from A_0 profiling. PDF uncertainties are halved in the range $100 < M_X < 200$ GeV in the HL-LHC scenario.

Profiling projected PDFs based on complete LHC data sample

Paralleling the profiling analysis of Fig. 2, in Fig. 7 we report the profiling analysis which uses projected PDFs based on complete LHC data sample as input [62]. Remarkably, a reduction in the gluon PDF uncertainty is

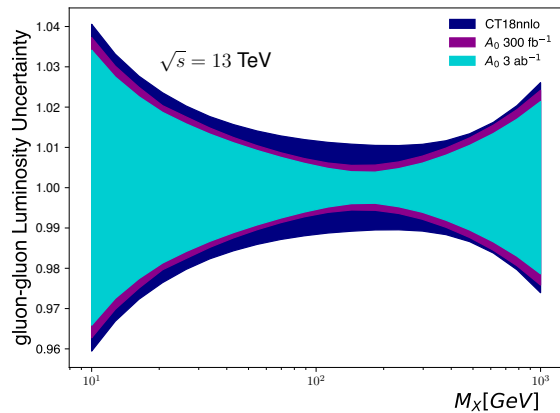


FIG. 6. Ratio of PDF uncertainties for the gluon-gluon luminosity evaluated at $\sqrt{s} = 13$ TeV. The red band shows the uncertainties of the CT18nnlo PDF set [6], reduced to 68% CL coverage. The blue and green bands show the uncertainties of the CT18nnlo including constraints from the A_0 measurement and assuming 300 fb^{-1} and 3 ab^{-1} , respectively.

still visible. This picture is consistent with what already depicted in Fig. 4. We further observe that, in the PDF4LHC15Scen1 profiling scenario of Fig. 7, the 300 fb^{-1} to 3 ab^{-1} gain relative to the current-to- 300 fb^{-1} gain is more significant than in the case of the CT18nnlo [6] profiling scenario in the top left panel of Fig. 2.

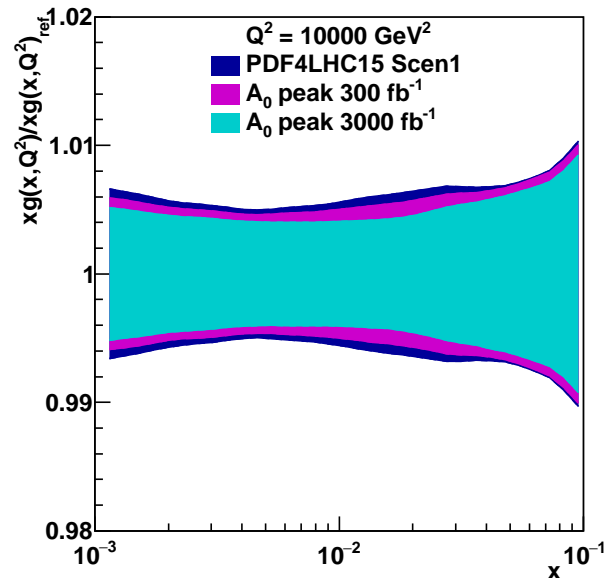


FIG. 7. Original PDF4LHC15 Scenario 1 [62] (red) and profiled distributions using A_0 pseudodata corresponding to integrated luminosities of 300 fb^{-1} (blue) and 3 ab^{-1} (green) for $80 \text{ GeV} < M < 100 \text{ GeV}$ and $|Y| < 3.5$. Result for gluon (xg) is shown for $Q^2 = 10^4 \text{ GeV}^2$. Bands represent PDF uncertainties, shown at the 68% CL.

* simone.amoroso@desy.de

† fiaschi@uni-muenster.de

‡ francesco.giuli@roma2.infn.it

§ alexander.glazov@desy.de

¶ hautmann@thphys.ox.ac.uk

** oleksandr.zenaiev@cern.ch

- [1] D. de Florian *et al.* [LHC Higgs Cross Section Working Group], arXiv:1610.07922 [hep-ph].
- [2] M. Cepeda *et al.*, CERN Yellow Rep. Monogr. **7** (2019) 221 [arXiv:1902.00134 [hep-ph]].
- [3] X. Chen *et al.*, [arXiv:2102.07607 [hep-ph]].
- [4] F. Dulat, B. Mistlberger and A. Pelloni, Phys. Rev. D **99** (2019) 034004 [arXiv:1810.09462 [hep-ph]].
- [5] C. Anastasiou *et al.*, JHEP **05** (2016) 058 [arXiv:1602.00695 [hep-ph]].
- [6] T. J. Hou *et al.*, arXiv:1912.10053 [hep-ph].
- [7] R. D. Ball *et al.* [NNPDF Collaboration], Eur. Phys. J. C **77** (2017) 663 [arXiv:1706.00428 [hep-ph]].
- [8] S. Alekhin *et al.*, Phys. Rev. D **96** (2017) 014011 [arXiv:1701.05838 [hep-ph]].
- [9] L. Harland-Lang *et al.*, Eur. Phys. J. C **75** (2015) 204 [arXiv:1412.3989 [hep-ph]].
- [10] R. D. Ball *et al.* [NNPDF Collaboration], JHEP **1504** (2015) 040 [arXiv:1410.8849 [hep-ph]].
- [11] H. Abramowicz *et al.* [H1 and ZEUS], Eur. Phys. J. C **75** (2015) 580 [arXiv:1506.06042 [hep-ex]].

[12] S. Bailey *et al.*, [arXiv:2012.04684 [hep-ph]].

[13] P. Agostini *et al.* [LHeC and FCC-he Study Group], [arXiv:2007.14491 [hep-ex]].

[14] C. Aidala *et al.*, arXiv:2002.12333 [hep-ph].

[15] P. Azzi *et al.*, CERN Yellow Rep. Monogr. **7** (2019) 1 [arXiv:1902.04070 [hep-ph]].

[16] O. Zenaiev *et al.* [PROSA], JHEP **04** (2020) 118 [arXiv:1911.13164 [hep-ph]].

[17] M. Cacciari, M. L. Mangano and P. Nason, Eur. Phys. J. C **75** (2015) 610 [arXiv:1507.06197 [hep-ph]].

[18] C. A. Flett *et al.*, Phys. Rev. D **101** (2020) 094011 [arXiv:1908.08398 [hep-ph]].

[19] R. Abdul-Khalek *et al.*, Eur. Phys. J. C **80** (2020) 797 [arXiv:hep-ph/2005.11327 [hep-ph]].

[20] M. Czakon *et al.*, JHEP **04** (2017) 044 [arXiv:1611.08609 [hep-ph]].

[21] S. Drell and T.-M. Yan, Phys. Rev. Lett. **25** (1970) 316.

[22] J. C. Collins and D. E. Soper, Phys. Rev. D **16** (1977) 2219.

[23] G. Aad *et al.* [ATLAS], JHEP **08** (2016) 159 [arXiv:1606.00689 [hep-ex]].

[24] R. Angeles-Martinez *et al.*, Acta Phys. Polon. B **46** (2015) 2501 [arXiv:1507.05267 [hep-ph]].

[25] C. S. Lam and W. K. Tung, Phys. Rev. D **18** (1978) 2447.

[26] M. Chaichian, M. Hayashi and K. Yamagishi, Phys. Rev. D **25** (1982) 130 [erratum: Phys. Rev. D **26** (1982) 2534].

[27] K. Hagiwara, K. Hikasa and N. Kai, Phys. Rev. Lett. **52** (1984) 1076.

[28] E. Accomando *et al.*, JHEP **1910** (2019) 176 [arXiv:1907.07727 [hep-ph]].

[29] H. Abdolmaleki *et al.*, [arXiv:1907.08301 [hep-ph]].

- [30] E. Accomando *et al.*, Eur. Phys. J. C **78** (2018) 663 [arXiv:1805.09239 [hep-ph]].
- [31] E. Accomando *et al.*, Phys. Rev. D **98** (2018) 013003 [arXiv:1712.06318 [hep-ph]].
- [32] J. Fiaschi *et al.*, PoS DIS **2019** (2019) 012 [arXiv:1906.11793 [hep-ph]].
- [33] E. Accomando *et al.*, Phys. Lett. B **803** (2020) 135293 [arXiv:1910.13759 [hep-ph]].
- [34] J. Fiaschi *et al.*, arXiv:1805.00842 [hep-ph].
- [35] E. Mirkes, Nucl. Phys. B **387** (1992) 3.
- [36] E. Mirkes and J. Ohnemus, Phys. Rev. D **50** (1994) 5692 [arXiv:hep-ph/9406381 [hep-ph]].
- [37] E. Mirkes and J. Ohnemus, Phys. Rev. D **51** (1995) 4891 [arXiv:hep-ph/9412289 [hep-ph]].
- [38] M. Lambertsen and W. Vogelsang, Phys. Rev. D **93** (2016) 114013 [arXiv:1605.02625 [hep-ph]].
- [39] J. C. Peng *et al.*, Phys. Lett. B **758** (2016) 384 [arXiv:1511.08932 [hep-ph]].
- [40] W. C. Chang *et al.*, Phys. Rev. D **96** (2017) 054020 [arXiv:1708.05807 [hep-ph]].
- [41] R. Gauld *et al.*, JHEP **11** (2017) 003 [arXiv:1708.00008 [hep-ph]].
- [42] V. Khachatryan *et al.* [CMS], Phys. Lett. B **750** (2015) 154 [arXiv:1504.03512 [hep-ex]].
- [43] T. Aaltonen *et al.* [CDF], Phys. Rev. Lett. **106** (2011) 241801 [arXiv:1103.5699 [hep-ex]].
- [44] S. Falciano *et al.* [NA10], Z. Phys. C **31** (1986) 513.
- [45] M. Guanziroli *et al.* [NA10], Z. Phys. C **37** (1988) 545.
- [46] J. S. Conway *et al.* [E615], Phys. Rev. D **39** (1989) 92.
- [47] L. Y. Zhu *et al.* [NuSea], Phys. Rev. Lett. **99** (2007) 082301 [arXiv:hep-ex/0609005 [hep-ex]].
- [48] L. Y. Zhu *et al.* [NuSea], Phys. Rev. Lett. **102** (2009) 182001 [arXiv:0811.4589 [nucl-ex]].
- [49] S. Alekhin *et al.*, Eur. Phys. J. C **75** (2015) 304 [arXiv:1410.4412 [hep-ph]].
- [50] J. Alwall *et al.*, JHEP **07** (2014) 079 [arXiv:1405.0301 [hep-ph]].
- [51] P. Cipriano *et al.*, Phys. Rev. D **88** (2013) 097501 [arXiv:1308.1655 [hep-ph]].
- [52] L. Motyka, M. Sadzikowski and T. Stebel, Phys. Rev. D **95** (2017) 114025 [arXiv:1609.04300 [hep-ph]].
- [53] D. Boer *et al.*, SciPost Phys. **3** (2017) 040 [arXiv:1709.04935 [hep-ph]].
- [54] F. Hautmann, I. Scimemi and A. Vladimirov, Phys. Lett. B **806** (2020) 135478 [arXiv:2002.12810 [hep-ph]].
- [55] H. Paukkunen and P. Zurita, JHEP **1412** (2014) 100 [arXiv:1402.6623 [hep-ph]].
- [56] S. Camarda *et al.*, EPJC **75** (2015) 458. [arXiv:1503.05221 [hep-ph]].
- [57] J. Rojo *et al.*, J. Phys. G **42** (2015) 103103 [arXiv:1507.00556 [hep-ph]].
- [58] J. M. Campbell and R. K. Ellis, Nucl. Phys. B Proc. Suppl. **205-206** (2010) 10 [arXiv:1007.3492 [hep-ph]].
- [59] J. Campbell and T. Neumann, JHEP **12** (2019) 034 [arXiv:1909.09117 [hep-ph]].
- [60] M. Bonvini *et al.*, J. Phys. G **41** (2014) 095002 [arXiv:1404.3204 [hep-ph]].
- [61] M. Bonvini and S. Marzani, Phys. Rev. Lett. **120** (2018) 202003 [arXiv:1802.07758 [hep-ph]].
- [62] R. Abdul-Khalek *et al.*, Eur. Phys. J. C **78** (2018) 962 [arXiv:hep-ph/1810.03639 [hep-ph]].
- [63] F. Hautmann, Phys. Lett. B **535** (2002) 159 [arXiv:hep-ph/0203140 [hep-ph]].