

Filling anomaly for general 2D and 3D C_4 symmetric lattices

Yuan Fang¹ and Jennifer Cano^{1,2}

¹*Department of Physics and Astronomy, Stony Brook University, Stony Brook, New York 11974, USA*

²*Center for Computational Quantum Physics, The Flatiron Institute, New York, New York 10010, USA*

(Dated: January 22, 2021)

In this manuscript, we derive symmetry indicator formulas for the filling anomaly on 2D square lattices with and without time reversal, inversion symmetry, or their product, in the presence of spin-orbit coupling. We go beyond previous work by considering lattices with atoms occupying multiple Wyckoff positions. We also provide an algorithm using the Smith normal form that systematizes the derivation. The formulas determine the corner charge in 2D atomic or fragile topological insulators, as well as in 3D insulators and semimetals by studying their 2D slices. We apply our results to a 3D tight-binding model on a body-centered tetragonal lattice, whose projection into the 2D plane has two atoms in the unit cell. Our symmetry indicators correctly describe the higher-order hinge states and Fermi arcs in cases where the existing indicators do not apply.

I. INTRODUCTION

The discovery of higher order topological insulators (HOTIs) has refined the notion of the bulk-boundary correspondence [1–20]. Specifically, an order- d topological insulator in D dimensions exhibits gapless modes on $(D - d)$ -dimensional surface, where $d = 1$ corresponds to the usual bulk-boundary correspondence [21–23].

In this manuscript, we consider the case where $d = D$. An order- D topological insulator in D dimensions exhibits zero-dimensional corner-localized mid-gap states [1, 5, 24–27]. Unlike a Chern insulator [28, 29], \mathbb{Z}_2 topological insulator [30], or topological crystalline insulator [31, 32], an order- D topological insulator in D dimensions does not require an obstruction to the existence of symmetric, maximally localized Wannier functions. Instead, the corner charge can result from an obstructed atomic limit (OAL) phase [31], where the bulk is a band insulator that permits maximally localized and symmetric Wannier functions, but such that the Wannier centers cannot be continuously deformed into the positions of the atoms without breaking symmetry or closing the bulk (or surface [33]) band gap. This mismatch between the bulk atoms and Wannier centers has been dubbed the filling anomaly [24]. In a symmetric finite-sized system at charge neutrality with no polarization or surface states, a filling anomaly results in a non-zero corner charge, quantized by crystal symmetry.

It is desirable to compute the filling anomaly and corner charge from bulk properties. To this end, there have been two recent approaches. The first, which applies to any lattice, regardless of symmetry, is to generalize the modern theory of polarization [34–36] by determining the corner charge from a bulk multipole moment [37–44]. The second, which is taken in this manuscript, is to develop a theory of symmetry indicators, i.e., formulas derived in terms of the symmetry representations of the Bloch wavefunctions at high-symmetry momenta. Symmetry indicators have been very successful in classifying topological crystalline insulators [9, 31, 32, 45–52] starting with the inversion eigenvalue formulas for 2D and 3D

\mathbb{Z}_2 topological insulators [53].

Recently, symmetry indicators have been derived for the filling anomaly and corner charge in OALs in certain 2D crystals [24, 25]. However, the results do not necessarily apply when there are multiple atoms in the unit cell. Specifically, Refs. [24, 25] limited their consideration to crystals for which there exists a symmetric finite-size termination containing an integer number of unit cells. Such a termination does not exist for a crystal with atoms occupying multiple distinct maximal Wyckoff positions. Instead, for such a crystal, all symmetric terminations contain a fractional number of unit cells, as shown in Fig. 1.

In this manuscript, we develop a method to compute symmetry indicators for the filling anomaly in the general case of a crystal with atoms occupying any number of Wyckoff positions. The method has two steps: we first compute the filling anomaly in terms of the number of Wannier functions centered at each Wyckoff position (which has also been done recently in Ref. [44]). Sec-

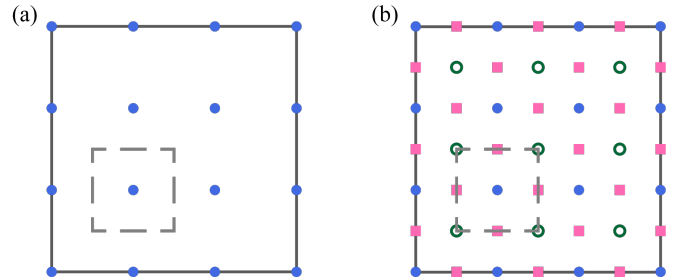


FIG. 1. Finite symmetric square lattices with open boundary conditions shown for (a) the simple square lattice and (b) a lattice with atoms in multiple Wyckoff positions. Solid blue and hollow green dots and pink squares correspond to different Wyckoff positions on the square lattice. Dashed gray lines indicate the primitive unit cell. The large black square outlines the finite-sized system (atoms on the boundary are included in the finite-sized system). In (b), the finite-sized system includes a fractional number of unit cells, as evidenced by the different number of solid and hollow dots, while the unit cell contains one of each.

ond, we compute the number of Wannier centers at each Wyckoff position in terms of symmetry indicators using elementary band representations. The second step is accomplished via an algorithm that automates the calculation of symmetry indicators, introduced in this work. We apply our method to the square lattice with and without time reversal, inversion and their product, corresponding to the layer groups $p4/m1'$, $p4/m'$, $p4$, $p4/m$, and $p41'$; the results are in Eqs. (23), (26), (32), (37), and (39), respectively. Our results provide a necessary generalization of formulas in previous work [24, 25], which can give an incorrect result when there are multiple atoms in the unit cell.

In addition to diagnosing band structures in 2D, the results of our work can be used to compute 2D invariants for slices of the 3D Brillouin zone, which is crucial to diagnosing the topology of 3D semimetals [54–56] and some 3D HOTIs [3]. We present an example of this in Sec. III.

The manuscript is organized as follows. In Sec. II, we review the concept of the filling anomaly and its connection to corner charge. We derive relations between the filling anomaly and the number of Wannier centers at each Wyckoff position. We then derive symmetry indicator formulas for the filling anomaly (and therefore corner charge) that apply to the square lattice.

In Sec. III, we build a 3D body-centered tetragonal (BCT) model. We analyze the HOTI phase and higher order semi-metal phase in this model by applying our formulas to each k_z slice, which corresponds to a 2D system with two distinct atoms in the primitive unit cell. We verify our new formulas by numerically calculating the corner/hinge states. Our example demonstrates why the previous formulas in Refs. [24, 25] do not hold for a BCT lattice. In Sec. IV, we summarize our results and discuss future directions.

II. 2D SQUARE LATTICE

We consider gapped 2D systems on the square lattice with no gapless edge modes and no bulk polarization. These systems are either (possibly obstructed) atomic limits or fragile topological phases, where all strong symmetry indicators vanish [32]. In addition to the $\pi/2$ rotation symmetry of the square lattice, which we denote by C_4 , we consider the presence of time reversal \mathcal{T} , inversion \mathcal{I} , and/or their product, corresponding to the following 2D symmetry groups, known as layer groups: $p4/m1'$ ($C_4, \mathcal{T}, \mathcal{I}$); $p4/m'$ (C_4, \mathcal{IT}); $p4/m$ (C_4, \mathcal{I}); $p41'$ (C_4, \mathcal{T}); and $p4$ (C_4 only), where the symmetry operations in parenthesis indicate the generators, excluding translations. The layer groups are listed in international notation, where 4 indicates the C_4 rotation; $1'$ indicates \mathcal{T} , $/m$ indicates \mathcal{I} ; and m' indicates \mathcal{IT} [57]. The layer group $p41'$ does not have a complete symmetry indicator formula, as pointed out in Ref. [25]; we derive a partial indicator in Sec. IIE 4.

In this section, we describe the method for deriving the symmetry indicator for the filling anomaly (Secs. IIA, IIB and IIC), which can be generalized to any crystal symmetry group in any dimension. In Sec. IID, we apply the method to the symmetry group $p4/m1'$ with spin-orbit coupling (SOC). We first re-derive the formula for the case of only one atom in the unit cell [25] and then derive a new formula for the situation where atoms occupy multiple Wyckoff positions. We generalize to the layer groups $p4/m'$, $p4$, $p4/m$, and $p41'$ with SOC in Sec. IIE and summarize in Sec. IIF.

A. Bulk-corner correspondence

Topologically trivial bands have symmetric and exponentially localized Wannier functions [31, 32]. When the Wannier centers cannot be continuously moved to coincide with the atom positions while obeying crystal symmetry, the system is in an OAL phase [31]. Despite having exponentially localized Wannier centers, OALs are non-trivial in the sense that they are separated by a gap-closing phase transition from the trivial phase (where the Wannier centers coincide with the atomic positions). Canonical examples include the Su-Schrieffer-Heeger model in 1D [58] and the quadrupole insulator in 2D [5].

Due to the mismatch between the atomic positions and Wannier centers, OALs can sometimes support mid-gap corner-localized states. The connection between bulk Wannier centers and mid-gap corner charge is called the bulk-corner correspondence. The existence of mid-gap corner states indicates that in a finite-sized system with open boundaries, the number of filled bulk valence states is different from the filling required for charge neutrality. Thus, an OAL with mid-gap corner states can either be neutral or symmetric, but not both. This difference between the neutral and symmetric fillings is called the filling anomaly [24]. A nontrivial filling anomaly requires not only that the number of filled states differs from the charge neutral filling, but also that the difference cannot be accounted for by adding or removing electrons to the boundary in a symmetry-preserving way. Thus, the filling anomaly remains robust even if the mid-gap states are pushed up(down) in energy into the conduction(valence) bands by a boundary potential.

In the symmetry groups with time-reversal ($p4/m1'$ and $p41'$), the filling anomaly is defined mod 8 because one can add or remove eight electrons to the boundary of a finite-sized system without breaking these symmetries (by adding a Kramers pair of time-reversed partners to the four corners of a square lattice). In the systems without time-reversal ($p4/m'$, $p4/m$, or $p4$), the filling anomaly is defined mod 4 because one can add four electrons to the boundary of a finite-sized system without breaking these symmetries, as electrons need not come in Kramers pairs.

In this work, we are interested in the filling anomaly

that results from purely corner charge. Therefore, we limit ourselves to systems without gapless surface states, which excludes systems with a bulk polarization or a non-trivial topological invariant.

To compute the corner charge, we note that the symmetrically terminated square lattice with filling anomaly η has net charge ηe . Symmetry requires the charge ηe is symmetrically sitting at the four corners, resulting in a corner charge Q_c on the square lattice [24],

$$Q_c = \frac{\eta}{4}e. \quad (1)$$

Since, as discussed above, η is defined either mod 8 or mod 4, it follows that Q_c is defined mod $2e$ with time-reversal and mod e without.

B. Defining the filling anomaly

We now derive the filling anomaly in terms of the ion positions and Wannier centers of the occupied valence bands. Both the ion positions and Wannier centers are described by Wyckoff positions; for a review of Wyckoff positions in the context of band theory, we refer the reader to Refs. [31, 48]. We use terminology specific to a finite square lattice of side length L , but the method is general.

The first step is to count the number of electrons in the charge neutral configuration. To do this, we need to know the total number of ions in a finite-sized system with open boundary conditions. Let w be one of the four Wyckoff positions on the 2D square lattice, $1a$, $1b$, $2c$, or $4d$, shown in Fig. 2. Define $N_w(L)$ to be the number of ions at the Wyckoff position w that reside inside or on the boundary of a finite-sized square consisting of $L \times L$ unit cells. For a periodic lattice of size $L \times L$, the number of ions is L^2 multiplied by the multiplicity of the Wyckoff position. However, for open boundary conditions, this is not the case. As shown in Fig. 1(b), for an $L \times L$ square with open boundary conditions:

$$\begin{aligned} N_a(L) &= L^2 \\ N_b(L) &= (L-1)^2 \\ N_c(L) &= 2L(L-1). \end{aligned} \quad (2)$$

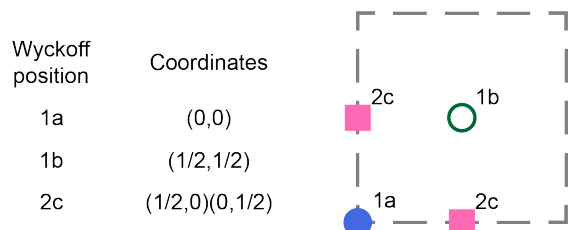


FIG. 2. Maximal Wyckoff positions in the layer groups $p4/m1'$, $p4/m'$, $p4/m$, $p41'$, and $p4$. The general position $4d$ is not shown.

The total number of electrons in the charge neutral configuration is then given by a sum over all Wyckoff positions:

$$N_{\text{neutral}} = \sum_w N_w(L)a_w, \quad (3)$$

where a_w denotes the number of valence electrons from the ion at Wyckoff position w . (More generally, if there are multiple ions not related by symmetry at the same Wyckoff position, which can happen for Wyckoff positions with a variable coordinate, such as the $4d$ position, then a_w should be the sum of valence electrons from each symmetry-distinct ion in the Wyckoff position w .)

We now count the number of electrons required to symmetrically fill the Wannier centers of the valence bands in a finite-size system with open boundary conditions. Each Wannier center is labelled by a Wyckoff position, w , and an irreducible representation (irrep), ρ_w , of the site symmetry group of w . (The site symmetry group of w is the set of symmetry operations that leave w invariant; therefore, Wannier functions centered at w must transform as irreps of the site symmetry group. The irreps ρ_w describe the symmetry of the Wannier functions.) Let n_{ρ_w} count the number of Wannier functions centered at w that transform as ρ_w and are not related by symmetry; in the language of band representations [31, 48], n_{ρ_w} counts the number of times the band representation labelled by ρ_w appears in the valence bands. Then the number of electrons needed to symmetrically fill the Wannier functions in a finite-size $L \times L$ square with open boundary conditions is:

$$N_{\text{symmetric}} = \sum_w N_w(L) \sum_{\rho_w} n_{\rho_w} \dim(\rho_w), \quad (4)$$

where $\dim(\rho_w)$ is the dimension of the irrep ρ_w .

Eqs. (3) and (4) define the filling anomaly:

$$\begin{aligned} \eta &= N_{\text{neutral}} - N_{\text{symmetric}} \pmod{4(\text{or } 8)} \\ &= \sum_w N_w(L)(a_w - \sum_{\rho_w} n_{\rho_w} \dim(\rho_w)) \pmod{4(\text{or } 8)}, \end{aligned} \quad (5)$$

where, as discussed in Sec. II A, mod 8 applies with time-reversal symmetry and mod 4 applies without. Although this formula for η includes an L -dependent term on the right hand side, the L -dependence disappears due to our assumptions that the system has no bulk charge polarization and no bulk net charge, which would contribute terms of order L and L^2 , respectively. Thus, η is independent of L . A similar method to compute η was used in Refs [24, 25, 44].

We now specify to the square lattice. The general Wyckoff position, denoted $4d$, has coordinates (x, y) , where $x, y \neq 0, \frac{1}{2}$. Ions on the $4d$ position always come in multiples of four, even on a finite size lattice, so that $N_d(L)$ must be a multiple of four. Therefore, if time-reversal symmetry is absent, the term in Eq. (5)

coming from the $4d$ Wyckoff position is a multiple of four and does not contribute to the filling anomaly. If time-reversal symmetry is present, all electrons come in Kramers pairs, causing the term in Eq. (5) coming from the $4d$ Wyckoff position to be a multiple of eight, which again does not contribute to the filling anomaly. Therefore, when computing the filling anomaly, we need only concern ourselves with the maximal Wyckoff positions $1a$, $1b$, and $2c$, shown in Fig. 2.

A second simplification for the square lattice is that $\dim(\rho_w)$ is independent of ρ_w and w for each symmetry group we consider, as we now explain. The maximal Wyckoff positions and their site symmetry groups are listed in Table I for all the layer groups we consider. In $p4/m1'$, Table I shows the only possible site-symmetry groups are $4/m1'$ or $2/m1'$; all irreps of these groups are two-dimensional, as shown in Table II. The same is true for $p4/m'$ and $p41'$. In $p4$, Table I shows the only possible site-symmetry groups are 4 or 2; all irreps of these groups are one-dimensional, as shown in Table III. The same is true for $p4/m$; its irreps are enumerated in Table IV.

Thus, in all cases, $\dim(\rho_w)$ is independent of both ρ and w and the expression for η in Eq. (5) can be simplified on the square lattice as,

$$\eta \xrightarrow[\text{lattice}]{\text{square}} \sum_{w \text{ max}} N_w(L)(a_w - n_w d) \pmod{4(\text{or } 8)}, \quad (6)$$

where the sum is over all maximal Wyckoff positions w ; η is defined mod 4 (mod 8) in the absence (presence) of time-reversal symmetry, as in Eq. (5);

$$n_w \equiv \sum_{\rho_w} n_{\rho_w}; \quad (7)$$

and

$$d = \dim(\rho_w) = \begin{cases} 2 & \text{if } p4/m1', p4/m', p41' \\ 1 & \text{if } p4/m, p4 \end{cases} \quad (8)$$

Layer group	w	Site-symmetry group
$p4/m1'$	$1a, 1b$	$4/m1'$
	$2c$	$2/m1'$
$p4/m'$	$1a, 1b$	$4/m'$
	$2c$	$2/m'$
$p4/m$	$1a, 1b$	$4/m$
	$2c$	$2/m$
$p4$	$1a, 1b$	4
	$2c$	2
$p41'$	$1a, 1b$	$41'$
	$2c$	$21'$

TABLE I. Site-symmetry groups for the maximal Wyckoff positions, w , of the layer groups $p4/m1'$, $p4/m'$, $p4/m$, $p4$, and $p41'$ in international notation [57]. The site-symmetry groups for $1a$ and $1b$ are the same groups that leave Γ and M invariant in momentum space; similarly, the site-symmetry group for $2c$ leaves X invariant.

is the dimension of each irrep (which is independent of the choice of Wyckoff position and choice of irrep, as discussed in the previous paragraph.)

Plugging the formulas for $N_w(L)$ from Eq. (2) into Eq. (6) yields:

$$\eta \xrightarrow[\text{lattice}]{\text{square}} L^2 [N - d(n_a + n_b + 2n_c)] - 2L [a_b + a_c - d(n_b + n_c)] + (a_b - dn_b) \pmod{4(\text{or } 8)}, \quad (9)$$

where η is defined mod 4 (mod 8) in the absence (presence) of time-reversal symmetry,

$$N = a_a + a_b + 2a_c \quad (10)$$

is the number of occupied bands, and d is defined in Eq. (8).

The bulk charge is determined by the number scaling with L^2 in Eq. (9) and must be zero in a system that is charge neutral in the bulk:

$$N - d(n_a + n_b + 2n_c) = 0 \pmod{4(\text{or } 8)} \quad (11)$$

The bulk polarization $p_x = p_y \equiv p$ is determined by the number scaling with L in Eq. (9) and must also be zero:

$$2[a_b + a_c - d(n_b + n_c)] = 0 \pmod{4(\text{or } 8)} \quad (12)$$

The filling anomaly η is determined by the L -independent term in Eq. (9):

$$\eta = a_b - dn_b = a_a - dn_a \pmod{4(\text{or } 8)}, \quad (13)$$

where the equality follows from Eqs. (11) and (12). Equations (11), (12) and (13) were also obtained in Ref. [44].

C. Symmetry indicators for Wannier centers

The formulas in the previous section derive the filling anomaly in terms of the crystal structure and Wannier

$4/m1'$	E	C_4	I	$2/m1'$	E	I	$4/m'$ or $41'$	E	C_4
$E_{\frac{1}{2}g}$	2	$\sqrt{2}$	2	E_g	2	2	$E_{\frac{1}{2}}$	2	$\sqrt{2}$
$E_{\frac{1}{2}u}$	2	$\sqrt{2}$	-2	E_u	2	-2	$E_{\frac{3}{2}}$	2	$-\sqrt{2}$
$E_{\frac{3}{2}g}$	2	$-\sqrt{2}$	2						
$E_{\frac{3}{2}u}$	2	$-\sqrt{2}$	-2						

TABLE II. Characters of the irreps of the point groups $4/m1'$, $2/m1'$, $4/m'$, and $41'$ with SOC. Characters of $2/m'$ and $21'$ are not shown because they each have only one (two-dimensional) irrep with spin-orbit coupling. The irreps are labelled in the notation of Ref. [59]. In all groups, \mathcal{T} or \mathcal{TI} requires all irreps consist of two-dimensional pairs with complex conjugate eigenvalues. The characters of $C_2 \equiv C_4^2$ and $m_z \equiv C_4^2 \mathcal{I}$ are always zero and not listed here. The character tables are not square because we have not included all symmetry operations and, further, have not included the irreps without SOC.

4	E	C_4	C_2	2	E	C_2
$^1E_{\frac{1}{2}}$	1	ϵ	i	$^1E_{\frac{1}{2}}$	1	i
$^1E_{\frac{3}{2}}$	1	$-\epsilon^*$	$-i$	$^2E_{\frac{1}{2}}$	1	$-i$
$^2E_{\frac{3}{2}}$	1	$-\epsilon$	i			
$^2E_{\frac{1}{2}}$	1	ϵ^*	$-i$			

TABLE III. Characters of irreps of the point groups 4 and 2 with SOC; $\epsilon = \exp(\pi i/4)$.

$4/m$	E	C_4	C_2	I	$2/m$	E	C_2	I
$^1E_{\frac{1}{2}g}$	1	ϵ	i	1	$^1E_{\frac{1}{2}g}$	1	i	1
$^1E_{\frac{3}{2}g}$	1	$-\epsilon^*$	$-i$	1	$^2E_{\frac{1}{2}g}$	1	$-i$	1
$^2E_{\frac{3}{2}g}$	1	$-\epsilon$	i	1	$^1E_{\frac{1}{2}u}$	1	i	-1
$^2E_{\frac{1}{2}g}$	1	ϵ^*	$-i$	1	$^2E_{\frac{1}{2}u}$	1	$-i$	-1
$^1E_{\frac{1}{2}u}$	1	ϵ	i	-1				
$^1E_{\frac{3}{2}u}$	1	$-\epsilon^*$	$-i$	-1				
$^2E_{\frac{3}{2}u}$	1	$-\epsilon$	i	-1				
$^2E_{\frac{1}{2}u}$	1	ϵ^*	$-i$	-1				

TABLE IV. Characters of irreps of $4/m$ and $2/m$ with SOC; $\epsilon = \exp(\pi i/4)$.

centers. We now derive n_w in terms of the irreps of the little groups at high-symmetry points of the bulk band structure. This is useful because the irreps are easier to compute than the Wannier centers. As we will see, because the irreps in momentum space do not completely determine the Wannier centers [31, 52, 60–63], n_w can only be determined up to some modulus from symmetry.

To this end, let A be the integer ‘‘EBR matrix’’ of the symmetry group under consideration: each column of A is labelled by an EBR and each row a particular irrep of the little group of a particular high-symmetry point. The entries in the matrix indicate the number of times each momentum space irrep appears in the EBR [52, 64, 65].

A group of topologically trivial bands can be expressed as a linear combination of EBRs [31] with integer coefficients \tilde{n}_i . The irreps that appear at high-symmetry points in the band structure satisfy

$$v = A\tilde{n}, \quad (14)$$

where v_j is the number of times the j^{th} irrep appears in the band structure. We need to invert this equation to find n_w in terms of v , as we now explain.

Let the Smith normal form of A be given by

$$A = U^{-1}DV^{-1}, \quad (15)$$

where D is a diagonal integer matrix with diagonal entries $(d_1, \dots, d_M, 0, \dots, 0)$, i.e., the first M entries are positive and the remaining entries are zero, and U, V are integer matrices invertible over the integers. (Note: the stable topological crystalline insulator classification of the group is given by $\otimes_{i=1}^M \mathbb{Z}_{d_i}$, where \mathbb{Z}_{d_i} is the group of integers mod d_i [32, 49, 52, 64, 65].)

We want to express the number of EBRs corresponding to each Wyckoff position in terms of symmetry irreps.

Since we are only considering topologically trivial bands, we consider only the vectors v for which there exists an integer vector \tilde{n} that solves Eq. (14). Then the Smith normal form in Eq. (15) implies $Uv = (v'_1, \dots, v'_M, 0, \dots, 0)$, where d_i divides v'_i . For such bands, one solution to Eq. (14) is given by $\tilde{n} = VD^pUv$, where D^p is the pseudoinverse of D , i.e., a diagonal matrix with diagonal entries $(1/d_1, 1/d_2, \dots, 1/d_i, 0, \dots, 0)$. This solution is not generically unique: the most general solution to Eq. (14) is $\tilde{n} = VD^pUv + V\tilde{n}_0$, where \tilde{n}_0 is any integer vector in the nullspace of D , i.e., the first M entries of \tilde{n}_0 are zero, so that $D\tilde{n}_0 = 0$. Thus, given a particular v , \tilde{n}_i can only be determined modulo $\text{gcd}\{V_{ij}|j>M\}$, where gcd indicates the greatest common divisor.

However, we do not need each \tilde{n}_i separately: we seek n_w in Eq. (7), which is a sum of all \tilde{n}_i where the EBR indicated by i is induced from an irrep of the site-symmetry group of the Wyckoff position w ; we use $i \in w$ to denote this set of EBRs. Then, following the previous paragraph, we can express n_w as

$$n_w = \sum_{i \in w} [VD^pUv]_i \pmod{\text{gcd}\left\{\left(\sum_{i \in w} V_{ij}\right) | j > M\right\}}. \quad (16)$$

We now use Eq. (16) to compute n_w in $p4/m1'$ in terms of the symmetry indicators. We do the same for $p4/m'$, $p4/m$, $p4$, and $p41'$ in Sec. II E. The Smith normal form of the EBR matrix for each of these groups is computed in Appendix A.

1. Symmetry indicators for $n_{a,b,c}$ in $p4/m1'$

In $p4/m1'$, there are three high-symmetry points in the Brillouin zone: $\Gamma = (0, 0)$, $M = (\pi, \pi)$ and $X = (\pi, 0)$. The point $(0, \pi)$ is symmetry-related to X , so does not add any new information. The points Γ and M are invariant under the point group $4/m1'$, while X is invariant under $2/m1'$; the irreps of both groups are listed in Table II.

Define $\#K_{\frac{1}{2}u}$ ($\#K_{\frac{3}{2}u}$) to be the number of times the irrep $E_{\frac{1}{2}u}$ ($E_{\frac{3}{2}u}$) appears in the valence band spectrum at the high-symmetry point $K = \Gamma, M$ and define $\#K_u = \#K_{\frac{1}{2}u} + \#K_{\frac{3}{2}u}$. Similarly, define $\#X_u$ to be the number of times the irrep E_u appears in the valence band spectrum at X . Then define $[K_\rho]$ to be the difference between the number of times the irrep indicated by ρ appears at the high-symmetry point K and at Γ :

$$[K_\rho] = \#K_\rho - \#\Gamma_\rho. \quad (17)$$

Using this notation, we find from Eq. (16) (details in

Appendix A):

$$n_a = \frac{N}{2} - [X_u] - \frac{3}{2}[M_u] + 2[M_{\frac{1}{2}u}] \quad \text{mod } 4, \quad (18)$$

$$n_b = [X_u] + \frac{1}{2}[M_u] - 2[M_{\frac{1}{2}u}] \quad \text{mod } 4, \quad (19)$$

$$n_c = \frac{1}{2}[M_u] \quad \text{mod } 2, \quad (20)$$

where $N = 2(n_a + n_b + 2n_c)$ is the total number of filled bands, which was derived by imposing bulk charge neutrality in Eq. (11).

D. Symmetry indicators for the filling anomaly

We are now ready to compute the filling anomaly η in Eq. (6) in terms of the symmetry irreps by plugging in Eqs. (18), (19), and (20) for the group $p4/m1'$ (the results for other groups are in Sec. II E). In previous work [24, 25], η was computed on 2D lattices with only one maximal Wyckoff position occupied. The main advance of this work is to compute η for square lattices with any number of atoms in the unit cell. In Sec. II D 1, we compute η for the simple square lattice with one atom in the unit cell, reproducing earlier results [25]. In Sec. II D 2, we derive η in the general case with multiple atoms in the unit cell.

1. Simple square lattices

We now reproduce the symmetry indicator formula in Ref. [25] for a square lattice with one atom in the unit cell. Without loss of generality, we can take that atom to be in the $1a$ position. Then the formula for the filling anomaly in Eq. (13) (with $d = 2$) simplifies to

$$\eta = -2n_b \quad \text{mod } 8. \quad (21)$$

Plugging the expression for n_b in Eq. (19) into Eq. (21), we obtain the symmetry indicator formula:

$$\eta = -2[X_u] - [M_u] + 4[M_{\frac{1}{2}u}] \quad \text{mod } 8. \quad (22)$$

Noticing that $[M_u]$ must be an even number in an (obstructed) atomic limit phase because n_c in Eq. (20) must be an integer, we deduce that η is in fact a \mathbb{Z}_4 quantity. Eq. (22) was introduced in Eq. (50) in Ref. [25].

2. General case: atoms in multiple Wyckoff positions

We now consider the general case, shown in Fig. 1(b), where there can be atoms at any Wyckoff positions. Thus, the number of electrons from each ion, $a_{a,b,c}$, can all be non-zero. The number of filled bands is $N = a_a + a_b + 2a_c$. Plugging Eq. (18) into the expression

for the filling anomaly in Eq. (13) (with $d = 2$) we find the symmetry indicator formula for the filling anomaly:

$$\eta = a_a - N + 2[X_u] + 3[M_u] - 4[M_{\frac{1}{2}u}] \quad \text{mod } 8. \quad (23)$$

Since time-reversal symmetry constrains a_a and N to be even numbers and, as discussed below Eq. (22), $[M_u]$ is also even, the filling anomaly is again a \mathbb{Z}_4 quantity. When $N = a_a$, which implies $a_b = a_c = 0$, Eq. (23) is equivalent to Eq. (22) (to see this, notice that the equations are mod 8, $[M_u]$ is even, and when $a_b = a_c = 0$, Eq. (12) implies $n_b = n_c \text{ mod } 2$, from which Eqs. (19) and (20) together require that $[X_u]$ is also even.) When $a_a \neq N$, Eq. (23) is distinct from Eq. (22) and has not appeared in previous literature.

In Sec. III, we build an explicit body-centered tetragonal model with C_4 , \mathcal{T} and \mathcal{I} symmetry. The Hamiltonian in the $k_z = 0$ and $k_z = \pi$ planes of the model describes a square lattice with $p4/m1'$ symmetry, but with atoms at multiple Wyckoff positions, corresponding to the projection of the 3D model onto a 2D plane. Therefore, the 2D bulk-corner correspondence derived in this section applies to 2D planes of that model, providing a numerical check of the analytical results.

E. Generalization to other layer groups

We now compute the filling anomaly in terms of the symmetry indicators for the layer groups $p4/m'$, $p4$, and $p4/m$ and explain why $p41'$ does not have an analogous formula. The formulas for $n_{a,b,c}$ in this section are derived in Appendix A.

1. $p4/m'$

For the layer group $p4/m'$, the high-symmetry points Γ and M are invariant under the point group $4/m'$, while X is invariant under $2/m'$. The irreps for these groups are listed in Table II. The number of Wannier centers at each Wyckoff position, n_a , n_b and n_c , are defined by Eq. (7) with irrep dimension $d = 2$ in Eq. (8). Using Eq. (16), we find n_a and n_b can be determined mod 2:

$$n_a = \frac{N}{2} - [M_{\frac{1}{2}}] \quad \text{mod } 2, \quad (24)$$

$$n_b = [M_{\frac{1}{2}}] \quad \text{mod } 2, \quad (25)$$

where $[M_{\frac{1}{2}}] = \#M_{\frac{1}{2}} - \#\Gamma_{\frac{1}{2}}$, where $\#K_{\frac{1}{2}}$ indicates the number of times the irrep $E_{\frac{1}{2}}$ appears in the valence bands at the high-symmetry point $K = \Gamma, M$. We find $n_c = 0 \text{ mod } 1$, i.e., n_c is not constrained by symmetry irreps.

The filling anomaly is determined by Eq. (13) taken mod 4 with $d = 2$. Substituting in Eq. (24) yields:

$$\eta_1 = a_a - N + 2[M_{\frac{1}{2}}] \quad \text{mod } 4, \quad (26)$$

where the subscript is to distinguish the filling anomaly in $p4/m'$ from that computed in $p4/m1'$ in Eq. (23). In the case where atoms only occupy one Wyckoff position (1a), $a_a = N$ and this equation reduces to

$$\eta_1 = 2[M_{\frac{1}{2}}] \pmod{4}. \quad (27)$$

Eq. (27) was introduced in the context of higher order Fermi arcs [54] with C_4 and $M_{x,y}$ symmetries: the anti-commuting reflection symmetries there play the same role as \mathcal{TI} in $p4/m'$ in generating two dimensional irreps.

2. $p4$

For the layer group $p4$, the high-symmetry points Γ and M are invariant under the point group 4, while X is invariant under 2; the irreps for these groups are listed in Table III. The number of Wannier centers at each Wyckoff position, n_a , n_b and n_c , are defined by Eq. (7) with irrep dimension $d = 1$ in Eq. (8). Using Eq. (16), we find that n_a and n_b can be determined mod 4, while n_c can be determined mod 2:

$$n_a = N - [X_2] + \frac{3}{2}([M_1 + M_3]) + 2[M_2] \pmod{4} \quad (28)$$

$$n_b = [X_2] - \frac{1}{2}([M_1] + [M_3]) - 2[M_2] \pmod{4} \quad (29)$$

$$n_c = -\frac{1}{2}([M_1] + [M_3]) \pmod{2} \quad (30)$$

Here we use the notation $[M_j] = \#M_j - \#\Gamma_j$, where $j = 1, 2, 3, 4$ corresponds to the irrep with C_4 eigenvalue $\exp(i\frac{\pi}{2}(j - \frac{1}{2}))$, and $[X_1] = \#X_1 - \#\Gamma_1 - \#\Gamma_3$, $[X_2] = \#X_2 - \#\Gamma_2 - \#\Gamma_4$, where $X_{1,2}$ corresponds to the irrep with C_2 eigenvalues $+i, -i$. As in previous sections, $\#K_j$ indicates the number of times the irrep j appears in the valence bands at the high-symmetry point K .

The expression for the filling anomaly is given by Eq. (13) taken mod 4 with $d = 1$:

$$\eta_2 = a_a - n_a \pmod{4} \quad (31)$$

$$= a_a - N + [X_2] - \frac{3}{2}([M_1 + M_3]) - 2[M_2] \pmod{4}, \quad (32)$$

where Eq. (32) results from plugging Eq. (28) into Eq. (31).

3. $p4/m$

For the layer group $p4/m$, the high-symmetry points Γ and M are invariant under the point group $4/m$, while X is invariant under $2/m$; the irreps for these groups are listed in Table IV. The number of Wannier centers at each Wyckoff position, n_a , n_b and n_c , are defined by Eq. (7) with irrep dimension $d = 1$ in Eq. (8). From

Eq. (16), we find that n_a and n_b can be determined mod 4 while n_c can be determined mod 2. The formulas are:

$$n_a = N - [X_u] - \frac{3}{2}[M_u] + 2([M_{1u}] + [M_{2u}]) \pmod{4} \quad (33)$$

$$n_b = [X_u] + \frac{1}{2}[M_u] - 2([M_{1u}] + [M_{2u}]) \pmod{4} \quad (34)$$

$$n_c = \frac{1}{2}[M_u] \pmod{2} \quad (35)$$

Here we use the notation $[M_{j,\xi}] = \#M_{j,\xi} - \#\Gamma_{j,\xi}$, where the irrep of $4/m$ labelled by j, ξ has C_4 eigenvalue $\exp(i\frac{\pi}{2}(j - \frac{1}{2}))$, $j = 1, 2, 3, 4$, and inversion eigenvalue $+1, -1$ corresponding to $\xi = g, u$. In addition, $[X_{1,\xi}] = \#X_{1,\xi} - \#\Gamma_{1,\xi} - \#\Gamma_{3,\xi}$ and $[X_{2,\xi}] = \#X_{2,\xi} - \#\Gamma_{2,\xi} - \#\Gamma_{4,\xi}$, where $X_{1,\xi}, X_{2,\xi}$ correspond to the irreps of $2/m$ with C_2 eigenvalues $+i, -i$ and inversion eigenvalues $+1, -1$ corresponding to $\xi = g, u$. We denote $[K_\xi] = \sum_j [K_{j,\xi}]$.

The filling anomaly is determined by Eq. (13) taken mod 4 with $d = 1$:

$$\begin{aligned} \eta_3 &= a_a - n_a \pmod{4}, \\ &= a_a - N + [X_u] + \frac{3}{2}[M_u] - 2([M_{1u}] + [M_{2u}]) \pmod{4}, \end{aligned} \quad (36)$$

where Eq. (37) results from plugging Eq. (33) into Eq. (36).

4. $p41'$

The group $p41'$ does not have a symmetry indicator formula, as we now explain. The filling anomaly is given by Eq. (13) taken mod 8 with $d = 2$ (from Eq. (8)):

$$\eta_4 = a_a - 2n_a \pmod{8} \quad (38)$$

However, n_a is given by Eq. (24) (as explained in Appendix A 5, the symmetry indicator formula for n_a is the same in $p41'$ as in $p4/m'$) and is only defined mod 2. It follows from plugging Eq. (24) into Eq. (38) that the symmetry indicator formula for η_4 is only defined mod 4, even though η_4 should be determined mod 8. Thus, we say that the symmetry indicator formula does not exist because the symmetry indicators do not provide enough information to completely determine the filling anomaly in this group. The mod 8 filling anomaly η_4 can only be partially determined mod 4:

$$\eta_4 \pmod{4} = a_a - N + 2[M_{\frac{1}{2}}] \pmod{4}. \quad (39)$$

F. Summary of 2D results

Eqs. (23), (26), (32), and (37) are the symmetry indicator formulas that express the filling anomaly in OALs in

terms of the symmetry invariants. Together, these formulas encompass all square lattices with time-reversal, inversion symmetry, and/or their product, and any number of atoms in the unit cell.

All the formulas derived in this section are additive, and can be applied to an insulating band structure with any number of filled valence bands, as long as it is charge neutral, polarization free, and all the strong symmetry indicators are trivial. Because of the additivity, the formulas also apply to fragile topological phases, as discussed in Ref. [5].

We now discuss some connections to previous work. As we have mentioned earlier, the formulas for the filling anomaly in Refs. [24] and [25] do not accommodate multiple atoms in the unit cell. In Ref. [44], the filling anomaly η was computed in terms of n_w in the general case of having multiple atoms in the unit cell, but η was not expressed in terms of the symmetry indicators. Finally, the real space invariants computed in Ref. [65] are related to the n_w computed here and are computed using the EBR matrix, but there is not a one-to-one correspondence between them. Ref. [66] also discusses real space topological invariants that go beyond symmetry indicators.

In Appendix B, we derive the symmetry indicator formula for the filling anomaly for a finite-sized square lattice with a boundary normal to the (1, 1) direction. It turns out that the formulas are the same as we have derived in this section, where the boundary is normal to the (1, 0) direction. The results in this section can be generalized to a finite-sized square lattice with a boundary normal to any direction by defining a square supercell with a side parallel to the boundary. Since the supercell necessarily contains multiple atoms, the results in Sec. IID 2 apply; in order to get the correct irreps at high-symmetry points, the band structure must be computed relative to the supercell. Non-square terminations can also obey C_4 symmetry (for example, an octagon); while the general logic described in this section applies, the counting in Eq. (2) will be different.

Interestingly, we have found numerically that the corner states survive even if the global C_4 symmetry is broken, i.e., in a square lattice with an integer number of unit cells. Although rigorously the corner states are not protected if the lattice symmetry is broken globally, physically this makes sense because the localized states on one corner should not depend on how the lattice is terminated at other corners. A different method to compute the presence of gapless boundary states in other systems with a fractional number of unit cells was discussed in Ref. [67].

III. 3D MODEL ON THE BODY-CENTERED TETRAGONAL LATTICE

We now apply the results derived in the previous section to classify the topology of a 3D tight-binding Hamil-

tonian. We are interested in the HOTI and higher order Fermi arc (HOFA) phases. The topology of these phases can be understood by studying 2D slices of the Brillouin zone with fixed k_z . For example, the HOTI phase can be viewed as Wannier center pumping between the two time-reversal invariant planes ($k_z = 0$ and $k_z = \pi$) [3], while the HOFA phase requires each 2D fixed- k_z slice on the Fermi arc to have a non-trivial filling anomaly [54]. The difference between the previous works and the present manuscript is that we consider a C_4 symmetric body-centered tetragonal (BCT) model, whose 2D slices in momentum space necessarily contain atoms at different Wyckoff positions, as we will show in the next section. Therefore, the results obtained in Sec. IID 2 and IIE are necessary to correctly identify the filling anomaly of 2D slices in momentum space.

A. Tight-binding model

We build an explicit BCT tight-binding model in space group 87 ($I4/m$) with a spin- $\frac{3}{2}$ degree of freedom on each site. The space group $I4/m$ is generated by body-centered lattice translations, a C_4 rotation about the z -axis, inversion, and time-reversal symmetry. The matrix forms of these generators are given below in terms of the spin- $\frac{3}{2}$ generators, $J_{x,y,z}$ (whose matrix forms are defined in Appendix C) and decomposed into Pauli matrices $\sigma_{0,x,y,z}$ and $\tau_{0,x,y,z}$:

$$C_4 = e^{-i\pi J_z/2} = \tau_z \sigma_z e^{-i\pi \sigma_z/4}, \quad (40)$$

$$\mathcal{I} = \tau_0 \sigma_0, \quad (41)$$

$$\mathcal{T} = e^{-i\pi J_y} K = -i\tau_x \sigma_y K, \quad (42)$$

where K is complex conjugation. It will be convenient to introduce $\tau_{\pm} = \frac{1}{2}(\tau_x \pm i\tau_y)$.

We define a Cartesian coordinate system by the unit vectors $e_x = (1\ 0\ 0)a$, $e_y = (0\ 1\ 0)a$, $e_z = (0\ 0\ 1)c$, where a and c are lattice constants. We align the base of the conventional tetragonal unit cell diagonally with respect to the x and y axes (see Fig. 3(a)). In this basis, the primitive translation vectors of the BCT lattice are given by $e_1 = \frac{1}{2}(e_y + e_z)$, $e_2 = \frac{1}{2}(e_x + e_z)$, $e_3 = \frac{1}{2}(e_x + e_y)$. The conventional unit cell has two atoms, indicated by solid and hollow circles in Fig. 3(a), which form two sublattices. The primitive unit cell has one atom.

We take the lattice constants $c > a$. Therefore, each atom has four nearest neighbors on the same sublattice and eight next-nearest neighbors on the opposite sublattice. Our model only includes hopping between each site and these 12 nearest and next-nearest neighbors, illustrated in Fig. 3(a). One of each of these hopping terms is given below (and drawn in Fig. 3(a)) and the others are related by symmetry:

$$\begin{aligned} V_{0 \rightarrow e_1} = V_1 &= \frac{1}{4} (\tau_z (t\sigma_z - \gamma\sigma_y) + \beta\tau_+\sigma_0 + \beta^*\tau_-\sigma_0) \\ V_{0 \rightarrow e_3} = V_2 &= -\frac{1}{4} (2t\tau_z\sigma_z + \gamma\tau_y\sigma_0) \end{aligned} \quad (43)$$

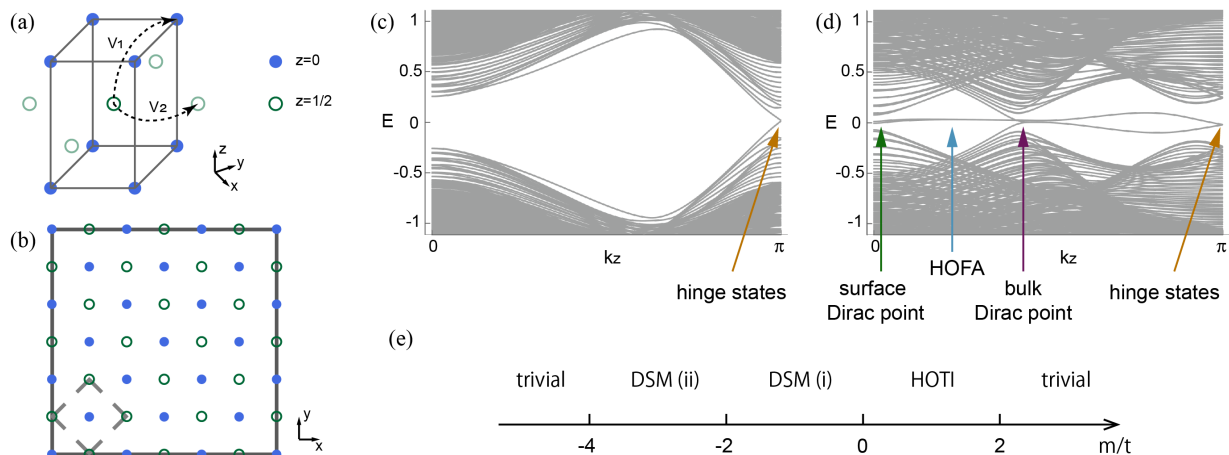


FIG. 3. (a) Conventional unit cell of a body-centered tetragonal lattice; there are two sub-layers at $z = 0, \frac{1}{2}$ (solid and hollow dots). The eigenstates in the plane ($k_x, k_y, k_z = k_{z0}$) generically have weight on both sublattices. Therefore, the 2D Hamiltonian $H(k_x, k_y, k_{z0})$ describes atoms on a square lattice with two sites in the unit cell (b). (c) Spectrum for a rod (finite in the x - and y -directions, infinite in z) in the HOTI phase; gapless hinge states cross at $k_z = \pi$, forming an eight-fold degeneracy. (d) Spectrum for a rod in the DSM(i) phase, showing four-fold degenerate HOFA states between the surface Dirac point (projected at $k_z = 0$) and bulk Dirac point. The HOFA regions have filling anomaly $\eta = 2 \pmod{4}$, while the crossing at $k_z = \pi$ has filling anomaly $\eta = 4 \pmod{8}$. (e) Phase diagram of our model, controlled by one parameter, m/t .

The symmetry-related hopping terms in other directions are written explicitly in Appendix. D. There is also an onsite mass term:

$$V_{\text{onsite}} = m\tau_z\sigma_z \quad (44)$$

The parameters m , t , and γ are real, and β is complex; β^* is the complex conjugate of β . The Hamiltonian is written in momentum space in both the primitive and conventional bases in Appendix D.

B. Topological phases

We now classify the topology of this model by considering the Hamiltonian in 2D slices of the 3D Brillouin zone. Specifically, for fixed k_{z0} , $H(k_x, k_y, k_{z0})$ can be regarded as the Hamiltonian of a 2D system. Since eigenstates generically have weight on both sublattices, this 2D Hamiltonian describes atoms on a square lattice with two sites in the unit cell, as shown in Fig. 3(b). If the 2D Hamiltonian has no gapless edge states or polarization, then we can apply our results from Sec. IID 2 and IIE to determine the corner charge of this 2D model when the 3D system is truncated in the x and y directions but infinite in the z direction.

We find that our model has several topological phases depending on the ratio m/t . The parameters β and γ do not change the topological phase. We list all the different phases in Fig. 3(e) with respect to m/t : there is one HOTI phase and two Dirac semimetal (DSM) phases, which we now describe.

k_z	a_a	N	$[X_u]$	$[M_u]$	$[M_{\frac{1}{2}u}]$	n_a	n_b	n_c	η
0	2	4	1	0	0	1	1	0	0
π	2	4	-1	0	0	3	-1	0	4

TABLE V. Symmetry indicators of occupied bands, $n_{a,b,c}$, and η in the $k_z = 0$ and $k_z = \pi$ planes of our BCT model in the HOTI phase. The filling anomalies η are computed by plugging the values in the table into Eq. (23), while $n_{a,b,c}$ are computed from Eqs. (18), (19) and (20). The irreps are derived in Appendix D 3, Table VIII. Notice that $[X_u]$ need not be even because although the (1,1) boundary shares the same symmetry indicator formula as the (1,0) boundary, the constraints from zero bulk charge polarization and zero bulk net charge are different, as derived in Appendix B.

1. \mathbb{Z}_8 HOTI

When $0 < m/t < 2$, a \mathbb{Z}_8 HOTI with the non-trivial symmetry indicator $\Delta = 4$ is realized. This phase was introduced in Refs. [3, 9]. While all the k_z -slices are either atomic limits or fragile phases in 2D, the 3D phase is stable topological because the 2D Wannier centers move as a function of k_z , which leads to helical modes on 1D hinges where the x - and y -normal surfaces meet.

Here, we derive this 3D phase on the BCT lattice by computing the filling anomaly in the $k_z = 0$ and $k_z = \pi$ planes. Since these two planes are invariant under time reversal, they are described by the layer group $p4/m1'$, for which we derived the symmetry indicator formula for the filling anomaly in Eq. (23) of Sec. IID.

The symmetry indicators are shown in Table V, from which the filling anomaly can be computed with Eq. (23). We find that $\eta = 4 \pmod{8}$ in the $k_z = \pi$ plane and $\eta = 0$ in the $k_z = 0$ plane. The non-trivial value in the $k_z = \pi$

k_z	a_a	N	$[M_{\frac{1}{2}}]$	n_a	n_b	n_c	η
$0 < k_z < k_0$	2	4	0	2	0	0	2
$k_0 < k_z < \pi$	2	4	1	1	1	0	0

TABLE VI. In the two DSM phases, the bulk Dirac point is projected to $k_z = k_0$. For the two regions $0 < k_z < k_0$ and $k_0 < k_z < \pi$, the filling anomalies η are computed by plugging the values in the table into Eq. (26), while $n_{a,b}$ are computed from Eqs. (24) and (25) (n_c is always zero mod 1, as discussed below Eq. (25)). The symmetry indicators are derived from the irreps listed in Table IX of Appendix D 3.

plane is responsible for the eight-fold degenerate mid-gap states we observe in Fig. 3(c) in the $k_z = \pi$ plane for a finite-size rod geometry, which is finite in the x - and y -directions and infinite in the z direction. Since $\eta = 0$ in the $k_z = 0$ plane, to continuously connect the mid-gap states with the rest of the band structure requires k_z -dependent modes that traverse the bulk band gap; these are exactly the helical hinge modes required by the 3D HOTI phase. Interestingly, Table V shows that $n_b = -1$; thus, this slice is a fragile topological 2D insulator. (This by itself is not enough to show that the slice is fragile because $n_{a,b}$ are only defined mod 4 (and n_c mod 2); some algebra shows that there is no solution where $n_{a,b,c} > 0$.)

We now reiterate the importance of our analysis in correctly describing this phase: our formula (23) correctly captures the filling anomaly in the $k_z = \pi$ plane (and lack of filling anomaly in the $k_z = 0$ plane), which agrees with both our numerical results and the helical edge modes predicted by the 3D formula in Ref. [3]. Earlier formulas for the filling anomaly give an incorrect result. Specifically, Eq. (22) of Ref. [25] yields $\eta = 6$ in the $k_z = 0$ plane and $\eta = 2$ in the $k_z = \pi$ plane. This discrepancy occurs because Ref. [25] does not accommodate atoms at multiple Wyckoff positions. While $\eta = 2$ and $\eta = 6$ are consistent with a helical mode, they do not agree with the state counting in our numerics, where there is always the same number of occupied and empty bands (and hence only consistent with $\eta = 0$ and $\eta = 4$, as we correctly obtain from Eq. (23)).

2. HOFA in Dirac Semimetals

When $-4 < m/t < 0$, the model is in one of two DSM phases and has two Dirac points along $\Gamma - Z$ in the bulk. The band structure for the DSM(i) phase on a rod finite in the x - and y -directions and infinite in z is shown in Fig. 3(d). For both of the phases, there are HOFA hinge states connecting the projection of the two bulk Dirac points. The HOFA hinge states pass through $k_z = 0$, where there are also projected gapless mirror Chern surface states. The difference between the two phases is that the phase DSM(i) has filling anomaly $\eta = 4$ mod 8 at $k_z = \pi$ while the plane $k_z = \pi$ in phase DSM(ii) is trivial.

The HOFA hinge states occur in the planes between

the two Dirac points. Since these planes are not time-reversal invariant, but are invariant under the product of time-reversal and inversion, they are described by the layer group $p4/m'$, for which we derived the symmetry indicator formula for the filling anomaly in Eq. (26) of Sec. II E 1. Applying this formula, we find $\eta = 2$ in the planes between the bulk Dirac points, as derived in Table VI.

The HOFA are not correctly described by formulas in previous work derived by assuming atoms at only one maximal Wyckoff position: for example, Eq. (27) yields $\eta = 0$ in these planes, which would indicate a lack of hinge modes.

In the DSM(i) phase, besides the HOFA, there are two groups of corner-localized hinge states that cross at $k_z = \pi$. These states can be pushed into the valence or conduction bands by adding some symmetry protecting potentials, however the filling anomaly at $k_z = \pi$ remains non-trivial. These states are not present in the DSM(ii) phase which has $\eta = 0$ in the $k_z = \pi$ plane.

Further, we note that the gapless surface states at $k_z = 0$ are unavoidable, even if the protecting mirror symmetry is broken, because the HOFA states are four fold degenerate while the only possible degeneracy of mid gap states at a time-reversal symmetric plane is eight (corresponding to a Kramers pair of time-reversed partners at each corner.) This discrepancy between the HOFA degeneracy and the required degeneracy at $k_z = 0$ can only be resolved by having gapless surface or bulk states projected to the point.

IV. DISCUSSION

In this manuscript, we introduced a general method to derive the symmetry indicator formula for the filling anomaly that applies to crystals with any number of atoms in the unit cell. We introduced an algorithm using the Smith normal form that makes the derivation systematic. We applied this method to derive the filling anomaly on the 2D square lattice with time-reversal, inversion, and/or their product. We further showed where our results go beyond earlier work that did not apply to crystals with atoms occupying multiple maximal Wyckoff positions.

We verified our results by correctly predicting the helical hinge modes and HOFAs in a 3D BCT tight-binding model, by analyzing 2D slices of the Brillouin zone. This model served as a concrete example where previous results break down, showing the importance of our extension to crystals with atoms in multiple maximal Wyckoff positions.

Our method can be easily generalized to other C_n ($n = 2, 3, 4, 6$) symmetric 2D lattices and higher dimensional lattices. It will also be interesting to apply our results to other topological semimetals, such as those in [68] which occur on non-symmorphic lattices and therefore necessarily have multiple atoms in the unit cell.

Note added. During the final stages of this work, Ref. [69] appeared on the ArXiv, which also computes the filling anomaly in terms of symmetry indicators for general lattices with C_n symmetry. Our results agree where they overlap.

ACKNOWLEDGMENTS

This material is based upon work supported by the National Science Foundation under Grant No. DMR-1942447. J.C. acknowledges the support of the Flatiron Institute, a division of the Simons Foundation.

-
- [1] W. A. Benalcazar, B. A. Bernevig, and T. L. Hughes, Electric multipole moments, topological multipole moment pumping, and chiral hinge states in crystalline insulators, *Physical Review B* **96**, 245115 (2017).
- [2] F. Schindler, A. M. Cook, M. G. Vergniory, Z. Wang, S. S. Parkin, B. A. Bernevig, and T. Neupert, Higher-order topological insulators, *Science advances* **4**, eaat0346 (2018).
- [3] Z. Song, Z. Fang, and C. Fang, (d-2)-dimensional edge states of rotation symmetry protected topological states, *Physical review letters* **119**, 246402 (2017).
- [4] J. Langbehn, Y. Peng, L. Trifunovic, F. von Oppen, and P. W. Brouwer, Reflection-symmetric second-order topological insulators and superconductors, *Physical review letters* **119**, 246401 (2017).
- [5] W. A. Benalcazar, B. A. Bernevig, and T. L. Hughes, Quantized electric multipole insulators, *Science* **357**, 61 (2017).
- [6] M. Geier, L. Trifunovic, M. Hoskam, and P. W. Brouwer, Second-order topological insulators and superconductors with an order-two crystalline symmetry, *Phys. Rev. B* **97**, 205135 (2018).
- [7] L. Trifunovic and P. W. Brouwer, Higher-order bulk-boundary correspondence for topological crystalline phases, *Physical Review X* **9**, 011012 (2019).
- [8] F. Schindler, Z. Wang, M. G. Vergniory, A. M. Cook, A. Murani, S. Sengupta, A. Y. Kasumov, R. Deblock, S. Jeon, I. Drozdov, *et al.*, Higher-order topology in bismuth, *Nature physics* **14**, 918 (2018).
- [9] E. Khalaf, H. C. Po, A. Vishwanath, and H. Watanabe, Symmetry indicators and anomalous surface states of topological crystalline insulators, *Phys. Rev. X* **8**, 031070 (2018).
- [10] E. Khalaf, Higher-order topological insulators and superconductors protected by inversion symmetry, *Phys. Rev. B* **97**, 205136 (2018).
- [11] M. Ezawa, Minimal models for wannier-type higher-order topological insulators and phosphorene, *Phys. Rev. B* **98**, 045125 (2018).
- [12] M. Ezawa, Higher-order topological insulators and semimetals on the breathing kagome and pyrochlore lattices, *Phys. Rev. Lett.* **120**, 026801 (2018).
- [13] A. Matsugatani and H. Watanabe, Connecting higher-order topological insulators to lower-dimensional topological insulators, *Phys. Rev. B* **98**, 205129 (2018).
- [14] S. Imhof, C. Berger, F. Bayer, J. Brehm, L. W. Molenkamp, T. Kiessling, F. Schindler, C. H. Lee, M. Greiter, T. Neupert, and R. Thomale, Topoelectrical-circuit realization of topological corner modes, *Nature Physics* **14**, 925 (2018).
- [15] C. W. Peterson, W. A. Benalcazar, T. L. Hughes, and G. Bahl, A quantized microwave quadrupole insulator with topologically protected corner states, *Nature* **555**, 346 (2018).
- [16] M. Serra-Garcia, V. Peri, R. Süsstrunk, O. R. Bilal, T. Larsen, L. G. Villanueva, and S. D. Huber, Observation of a phononic quadrupole topological insulator, *Nature* **555**, 342 (2018).
- [17] J. Noh, W. A. Benalcazar, S. Huang, M. J. Collins, K. P. Chen, T. L. Hughes, and M. C. Rechtsman, Topological protection of photonic mid-gap defect modes, *Nature Photonics* **12**, 408 (2018).
- [18] Y. You, T. Devakul, F. J. Burnell, and T. Neupert, Higher-order symmetry-protected topological states for interacting bosons and fermions, *Phys. Rev. B* **98**, 235102 (2018).
- [19] R. Queiroz, I. C. Fulga, N. Avraham, H. Beidenkopf, and J. Cano, Partial lattice defects in higher-order topological insulators, *Phys. Rev. Lett.* **123**, 266802 (2019).
- [20] Y. Fang and J. Cano, Higher-order topological insulators in antiperovskites, *Physical Review B* **101**, 245110 (2020).
- [21] A. P. Schnyder, S. Ryu, A. Furusaki, and A. W. Ludwig, Classification of topological insulators and superconductors in three spatial dimensions, *Physical Review B* **78**, 195125 (2008).
- [22] A. P. Schnyder, S. Ryu, A. Furusaki, and A. W. Ludwig, Classification of topological insulators and superconductors, in *AIP Conference Proceedings*, Vol. 1134 (American Institute of Physics, 2009) pp. 10–21.
- [23] A. Kitaev, Periodic table for topological insulators and superconductors, in *AIP conference proceedings*, Vol. 1134 (American Institute of Physics, 2009) pp. 22–30.
- [24] W. A. Benalcazar, T. Li, and T. L. Hughes, Quantization of fractional corner charge in C_n -symmetric higher-order topological crystalline insulators, *Physical Review B* **99**, 245151 (2019).
- [25] F. Schindler, M. Brzezińska, W. A. Benalcazar, M. Iraola, A. Bouhon, S. S. Tsirkin, M. G. Vergniory, and T. Neupert, Fractional corner charges in spin-orbit coupled crystals, *Physical Review Research* **1**, 033074 (2019).
- [26] H. Watanabe and H. C. Po, Fractional corner charge of sodium chloride, arXiv preprint arXiv:2009.04845 (2020).
- [27] M. Hirayama, R. Takahashi, S. Matsuishi, H. Hosono, and S. Murakami, Higher-order topological crystalline insulating phase and quantized hinge charge in topological electrified apatite, *Phys. Rev. Research* **2**, 043131 (2020).
- [28] G. Panati, Triviality of Bloch and Bloch–Dirac bundles, *Annales Henri Poincaré* **8**, 995 (2007).
- [29] C. Brouder, G. Panati, M. Calandra, C. Mourougane, and N. Marzari, Exponential localization of Wannier functions in insulators, *Phys. Rev. Lett.* **98**, 046402 (2007).
- [30] A. A. Soluyanov and D. Vanderbilt, Wannier representation of F_2 topological insulators, *Phys. Rev. B* **83**, 035108 (2011).

- [31] B. Bradlyn, L. Elcoro, J. Cano, M. Vergniory, Z. Wang, C. Felser, M. Aroyo, and B. A. Bernevig, Topological quantum chemistry, *Nature* **547**, 298 (2017).
- [32] H. C. Po, A. Vishwanath, and H. Watanabe, Symmetry-based indicators of band topology in the 230 space groups, *Nature communications* **8**, 1 (2017).
- [33] E. Khalaf, W. A. Benalcazar, T. L. Hughes, and R. Queiroz, Boundary-obstructed topological phases, arXiv preprint arXiv:1908.00011 (2019).
- [34] R. D. King-Smith and D. Vanderbilt, Theory of polarization of crystalline solids, *Phys. Rev. B* **47**, 1651 (1993).
- [35] D. Vanderbilt and R. King-Smith, Electric polarization as a bulk quantity and its relation to surface charge, *Physical Review B* **48**, 4442 (1993).
- [36] R. Resta, Macroscopic polarization in crystalline dielectrics: the geometric phase approach, *Reviews of modern physics* **66**, 899 (1994).
- [37] Y. Zhou, K. M. Rabe, and D. Vanderbilt, Surface polarization and edge charges, *Phys. Rev. B* **92**, 041102 (2015).
- [38] W. A. Wheeler, L. K. Wagner, and T. L. Hughes, Many-body electric multipole operators in extended systems, *Phys. Rev. B* **100**, 245135 (2019).
- [39] B. Kang, K. Shiozaki, and G. Y. Cho, Many-body order parameters for multipoles in solids, *Phys. Rev. B* **100**, 245134 (2019).
- [40] S. Ono, L. Trifunovic, and H. Watanabe, Difficulties in operator-based formulation of the bulk quadrupole moment, *Physical Review B* **100**, 245133 (2019).
- [41] L. Trifunovic, S. Ono, and H. Watanabe, Geometric orbital magnetization in adiabatic processes, *Phys. Rev. B* **100**, 054408 (2019).
- [42] L. Trifunovic, Bulk-and-edge to corner correspondence, *Physical Review Research* **2**, 043012 (2020).
- [43] S. Ren, I. Souza, and D. Vanderbilt, Quadrupole moments, edge polarizations, and corner charges in the wannier representation (2020), arXiv:2010.13862 [cond-mat.mes-hall].
- [44] H. Watanabe and S. Ono, Corner charge and bulk multipole moment in periodic systems, *Phys. Rev. B* **102**, 165120 (2020).
- [45] M. Vergniory, L. Elcoro, Z. Wang, J. Cano, C. Felser, M. Aroyo, B. A. Bernevig, and B. Bradlyn, Graph theory data for topological quantum chemistry, *Physical Review E* **96**, 023310 (2017).
- [46] L. Elcoro, B. Bradlyn, Z. Wang, M. G. Vergniory, J. Cano, C. Felser, B. A. Bernevig, D. Orobengoa, G. Flor, and M. I. Aroyo, Double crystallographic groups and their representations on the Bilbao crystallographic server, *Journal of Applied Crystallography* **50**, 1457 (2017).
- [47] B. Bradlyn, L. Elcoro, M. Vergniory, J. Cano, Z. Wang, C. Felser, M. Aroyo, and B. A. Bernevig, Band connectivity for topological quantum chemistry: Band structures as a graph theory problem, *Physical Review B* **97**, 035138 (2018).
- [48] J. Cano, B. Bradlyn, Z. Wang, L. Elcoro, M. Vergniory, C. Felser, M. Aroyo, and B. A. Bernevig, Building blocks of topological quantum chemistry: Elementary band representations, *Physical Review B* **97**, 035139 (2018).
- [49] Z. Song, T. Zhang, Z. Fang, and C. Fang, Quantitative mappings between symmetry and topology in solids, *Nature communications* **9**, 1 (2018).
- [50] M. Vergniory, L. Elcoro, C. Felser, N. Regnault, B. A. Bernevig, and Z. Wang, A complete catalogue of high-quality topological materials, *Nature* **566**, 480 (2019).
- [51] T. Zhang, Y. Jiang, Z. Song, H. Huang, Y. He, Z. Fang, H. Weng, and C. Fang, Catalogue of topological electronic materials, *Nature* **566**, 475 (2019).
- [52] J. Cano and B. Bradlyn, Band representations and topological quantum chemistry, arXiv preprint arXiv:2006.04890 (2020).
- [53] L. Fu and C. L. Kane, Topological insulators with inversion symmetry, *Physical Review B* **76**, 045302 (2007).
- [54] B. J. Wieder, Z. Wang, J. Cano, X. Dai, L. M. Schoop, B. Bradlyn, and B. A. Bernevig, Strong and fragile topological dirac semimetals with higher-order fermi arcs, *Nature communications* **11**, 1 (2020).
- [55] M. Lin and T. L. Hughes, Topological quadrupolar semimetals, *Phys. Rev. B* **98**, 241103 (2018).
- [56] S. A. A. Ghorashi, T. Li, and T. L. Hughes, Higher-order Weyl Semimetals, arXiv e-prints, arXiv:2007.02956 (2020), arXiv:2007.02956 [cond-mat.mes-hall].
- [57] D. B. Litvin, *1-, 2- and 3-Dimensional Magnetic Subperiodic Groups and Magnetic Space Groups* (2014) <https://www.iucr.org/pub/1/978-0-9553602-2-0>.
- [58] W. P. Su, J. R. Schrieffer, and A. J. Heeger, Solitons in polyacetylene, *Phys. Rev. Lett.* **42**, 1698 (1979).
- [59] S. L. Altmann and P. Herzog, *Point-group theory tables* (Oxford, 1994).
- [60] H. Bacry, L. Michel, and J. Zak, Symmetry and analyticity of energy bands in solids, *Phys. Rev. Lett.* **61**, 1005 (1988).
- [61] L. Michel and J. Zak, Physical equivalence of energy bands in solids, *EPL (Europhysics Letters)* **18**, 239 (1992).
- [62] H. Bacry, Duals of crystallographic groups. band and quasi-band representations, *Commun. Math. Phys.* **153**, 359 (1993).
- [63] J. Cano, L. Elcoro, M. I. Aroyo, B. A. Bernevig, and B. Bradlyn, (In preparation.).
- [64] Z.-D. Song, L. Elcoro, Y.-F. Xu, N. Regnault, and B. A. Bernevig, Fragile phases as affine monoids: classification and material examples, *Physical Review X* **10**, 031001 (2020).
- [65] Z.-D. Song, L. Elcoro, and B. A. Bernevig, Twisted bulk-boundary correspondence of fragile topology, *Science* **367**, 794 (2020).
- [66] S. H. Kooi, G. van Miert, and C. Ortix, Bulk-corner correspondence of time-reversal symmetric insulators: deduplicating real-space invariants, arXiv preprint arXiv:2008.07345 (2020).
- [67] J.-W. Rhim, J. H. Bardarson, and R.-J. Slager, Unified bulk-boundary correspondence for band insulators, *Physical Review B* **97**, 115143 (2018).
- [68] B. Bradlyn, J. Cano, Z. Wang, M. Vergniory, C. Felser, R. Cava, and B. A. Bernevig, Beyond dirac and weyl fermions: Unconventional quasiparticles in conventional crystals, *Science* **353** (2016).
- [69] R. Takahashi, T. Zhang, and S. Murakami, General corner charge formula in two-dimensional C_n -symmetric higher-order topological insulators, (2021), arXiv:2101.04322 [cond-mat.mes-hall].
- [70] C. Fang, M. J. Gilbert, and B. A. Bernevig, Bulk topological invariants in noninteracting point group symmetric insulators, *Physical Review B* **86**, 115112 (2012).

Appendix A: Symmetry indicator formulas for the number of occupied EBRs at each Wyckoff position

In this Appendix, we explain how the formulas for $n_{a,b,c}$ in the main text are derived from the Smith normal form.

1. $p4/m1'$

We first consider the group $p4/m1'$. The band representations induced from the three maximal Wyckoff positions $1a$, $1b$, and $2c$ (shown in Fig. 2) are listed in Table VII. Each band representation is expressed as a vector v in the basis:

$$\left(E_{\frac{1}{2}g}^{\Gamma}, E_{\frac{1}{2}u}^{\Gamma}, E_{\frac{3}{2}g}^{\Gamma}, E_{\frac{3}{2}u}^{\Gamma}, E_g^X, E_u^X, E_{\frac{1}{2}g}^M, E_{\frac{1}{2}u}^M, E_{\frac{3}{2}g}^M, E_{\frac{3}{2}u}^M \right), \quad (\text{A1})$$

where E_{ρ}^K indicates the number of times the irrep ρ occurs at the high-symmetry point K in the momentum space band representation. Note Γ and M are invariant under $4/m1'$, while X is invariant under $2/m1'$; their irreps are defined in Table II.

Each group of topologically trivial bands, isolated in energy from all other bands, can be written as an integer linear combination of EBRs. The coefficients form a vector n in the following basis:

$$\left(E_{\frac{1}{2}g}^{1a}, E_{\frac{1}{2}u}^{1a}, E_{\frac{3}{2}g}^{1a}, E_{\frac{3}{2}u}^{1a}, E_{\frac{1}{2}g}^{1b}, E_{\frac{1}{2}u}^{1b}, E_{\frac{3}{2}g}^{1b}, E_{\frac{3}{2}u}^{1b}, E_g^{2c}, E_u^{2c} \right), \quad (\text{A2})$$

where E_{ρ}^w indicates the number of times the EBR induced from the two dimensional irrep ρ of the site-symmetry group of the Wyckoff position w appears in the linear combination. In this basis, we use Table VII, which lists all EBRs and their momentum space irreps, to construct

w	ρ	Γ	X	M
$1a$	(p, ξ)	(p, ξ)	(ξ)	(p, ξ)
$1b$	(p, ξ)	(p, ξ)	$(-\xi)$	$(-p, \xi)$
$2c$	ξ	$(p, \xi), (-p, \xi)$	$(\xi), (-\xi)$	$(p, -\xi), (-p, -\xi)$

TABLE VII. EBRs in $p4/m1'$. The Wyckoff positions, w , are listed in the first column. Each EBR is induced from an irrep, ρ , of the site-symmetry group of a Wyckoff position: as shown in Table I, the site-symmetry group of the $1a$ and $1b$ positions is $4/m1'$, while the site-symmetry group of the $2c$ position is $2/m1'$. Irreps of $4/m1'$ can be labelled by a pair of C_4 eigenvalues, $\exp(\pm i p \pi / 2)$, where $p = \frac{1}{2}$ or $\frac{3}{2}$, and their inversion eigenvalue, ξ ; the pairs of (p, ξ) correspond to the subscripts $\frac{1}{2}g, \frac{1}{2}u, \frac{3}{2}g, \frac{3}{2}u$ in Table II. Irreps of $2/m1'$ can be distinguished by only their inversion eigenvalue, ξ , corresponding to the subscript g or u in Table II. The labels p (where applicable) and ξ are indicated in the second column. The remaining columns indicate the irreps of the EBR in momentum space: Γ and M are invariant under $4/m1'$, while X is invariant under $2/m1'$.

the EBR matrix defined in Sec. II C:

$$A = \begin{pmatrix} 1 & 0 & 0 & 0 & 1 & 0 & 0 & 0 & 1 & 0 \\ 0 & 1 & 0 & 0 & 0 & 1 & 0 & 0 & 0 & 1 \\ 0 & 0 & 1 & 0 & 0 & 0 & 1 & 0 & 1 & 0 \\ 0 & 0 & 0 & 1 & 0 & 0 & 0 & 1 & 0 & 1 \\ 1 & 0 & 1 & 0 & 0 & 1 & 0 & 1 & 1 & 1 \\ 0 & 1 & 0 & 1 & 1 & 0 & 1 & 0 & 1 & 1 \\ 1 & 0 & 0 & 0 & 0 & 0 & 1 & 0 & 0 & 1 \\ 0 & 1 & 0 & 0 & 0 & 0 & 0 & 1 & 1 & 0 \\ 0 & 0 & 1 & 0 & 1 & 0 & 0 & 0 & 0 & 1 \\ 0 & 0 & 0 & 1 & 0 & 1 & 0 & 0 & 1 & 0 \end{pmatrix} \quad (\text{A3})$$

Each column of A indicates the momentum space irreps of a particular EBR, where the columns are ordered according to the list of EBRs in (A2) and the rows are ordered according to the list of momentum space irreps in (A1). For example, the first column corresponds to the band representation induced by $E_{\frac{1}{2}g}^{1a}$ and the first entry, “1”, indicates that the irrep $E_{\frac{1}{2}g}^{\Gamma}$ appears one time in this EBR (as listed in Table VII).

Following Sec. II C, we apply the Smith decomposition to the EBR matrix A :

$$A = U^{-1} D V^{-1}. \quad (\text{A4})$$

where U and V , which are invertible over integers, are found to be:

$$U = \begin{pmatrix} 0 & 0 & 0 & 0 & 0 & 0 & 1 & 0 & 0 & 0 \\ 0 & 0 & 0 & 0 & 0 & 0 & 0 & 1 & 0 & 0 \\ 0 & 0 & 1 & 0 & 0 & 0 & 0 & 0 & 0 & 0 \\ 0 & 0 & 0 & 1 & 0 & 0 & 0 & 0 & 0 & 0 \\ 0 & 0 & 0 & -1 & 0 & 1 & 0 & -1 & 0 & 0 \\ 1 & 1 & 1 & 0 & 0 & 0 & -1 & -1 & -1 & 0 \\ 0 & 0 & 1 & -1 & 0 & 1 & 0 & -1 & -1 & 0 \\ 1 & 0 & -1 & 2 & 0 & -2 & -1 & 2 & 1 & 0 \\ -1 & -1 & -1 & -1 & 1 & 1 & 0 & 0 & 0 & 0 \\ -1 & -1 & -1 & -1 & 0 & 0 & 1 & 1 & 1 & 1 \end{pmatrix} \quad (\text{A5})$$

$$V = \begin{pmatrix} 1 & 0 & 0 & 0 & 0 & 0 & 0 & 1 & -1 & -1 \\ 0 & 1 & 0 & 0 & 0 & 0 & -1 & -2 & -1 & -1 \\ 0 & 0 & 1 & 0 & 0 & 0 & -1 & -1 & -1 & -1 \\ 0 & 0 & 0 & 1 & 0 & 0 & 0 & 0 & -1 & -1 \\ 0 & 0 & 0 & 0 & 1 & 0 & 0 & 1 & 1 & 0 \\ 0 & 0 & 0 & 0 & 0 & 1 & -1 & -2 & 1 & 0 \\ 0 & 0 & 0 & 0 & 0 & 0 & 0 & -1 & 1 & 0 \\ 0 & 0 & 0 & 0 & 0 & 0 & 0 & 0 & 1 & 0 \\ 0 & 0 & 0 & 0 & 0 & 0 & 1 & 2 & 0 & 1 \\ 0 & 0 & 0 & 0 & 0 & 0 & 0 & 0 & 0 & 1 \end{pmatrix} \quad (\text{A6})$$

and the diagonal matrix D is

$$D = \text{diag}(1, 1, 1, 1, 1, 1, 1, 4, 0, 0). \quad (\text{A7})$$

The eighth entry, 4, which is the only non-zero, non-unity entry of D , indicates the \mathbb{Z}_4 symmetry indicator classification of this group [32]. The zero entries impose the constraint that an insulator must have the same number of occupied bands at all high-symmetry points.

To see this last point, consider a vector v in the basis of Eq. (A1), which satisfies $v = A\tilde{n}$ for some integer vector \tilde{n} that represents a sum of EBRs in the basis of Eq. (A2). According to the Smith decomposition in Eq. (A4), $Uv = DV^{-1}\tilde{n}$. Since the ninth and tenth entries on the diagonal of D are zero, it follows that $[Uv]_{9,10} = 0$. Plugging in the entries of U from Eq. (A5) and using the basis of v in Eq. (A1) yields two equations:

$$\begin{aligned} 0 &= -E_{\frac{1}{2}g}^{\Gamma} - E_{\frac{1}{2}u}^{\Gamma} - E_{\frac{3}{2}g}^{\Gamma} - E_{\frac{3}{2}u}^{\Gamma} + E_g^X + E_u^X \\ 0 &= -E_{\frac{1}{2}g}^{\Gamma} - E_{\frac{1}{2}u}^{\Gamma} - E_{\frac{3}{2}g}^{\Gamma} - E_{\frac{3}{2}u}^{\Gamma} + E_{\frac{1}{2}g}^M + E_{\frac{1}{2}u}^M + E_{\frac{3}{2}g}^M + E_{\frac{3}{2}u}^M. \end{aligned} \quad (\text{A8})$$

The first line specifies that there must be the same number of occupied bands at Γ as at X and the second line specifies that there must be the same number of occupied bands at Γ and at M .

The pseudoinverse of D is

$$D^p = \text{diag}(1, 1, 1, 1, 1, 1, 1, 1/4, 0, 0). \quad (\text{A9})$$

We can now plug U , V , and D^p into Eq. (16) to find $n_{a,b,c}$ in Eqs. (18), (19) and (20).

Physically, the ambiguity in the modulus of $n_{a,b,c}$ comes from the fact that the Wannier centers are not gauge invariant; this point is elaborated on in Ref. [65]. For example, one can check (by using $v = A\tilde{n}$) that the irreps at high-symmetry points for the band representations represented by $\tilde{n} = (1111000000)$, $\tilde{n} = (0000111100)$ and $\tilde{n} = (0000000011)$ are identical. This corresponds to the fact that the Wannier centers for these three band representations can all be continuously moved to the general Wyckoff position $4d$ without breaking symmetries. Therefore, they are physically indistinguishable by symmetry indicators.

2. $p4/m'$

The group $p4/m'$ contains C_4 and \mathcal{TI} symmetries, but not \mathcal{T} or \mathcal{I} separately. A basis for its irreps and EBRs can be read from the previous subsection by forgetting about inversion symmetry. Specifically, the basis for the irrep labels in momentum space is:

$$\left(E_{\frac{1}{2}}^{\Gamma}, E_{\frac{3}{2}}^{\Gamma}, E_{\frac{1}{2}}^X, E_{\frac{1}{2}}^M, E_{\frac{3}{2}}^M \right), \quad (\text{A10})$$

which is the same as Eq. (A1) without the g, u labels for the inversion eigenvalue, and the basis for the multiplicity of each EBR is:

$$\left(E_{\frac{1}{2}}^{1a}, E_{\frac{3}{2}}^{1a}, E_{\frac{1}{2}}^{1b}, E_{\frac{3}{2}}^{1b}, E_{\frac{1}{2}}^{2c} \right), \quad (\text{A11})$$

which is the same as Eq. (A2) without the g, u labels. The EBR matrix is:

$$A = \begin{pmatrix} 1 & 0 & 1 & 0 & 1 \\ 0 & 1 & 0 & 1 & 1 \\ 1 & 1 & 1 & 1 & 2 \\ 1 & 0 & 0 & 1 & 1 \\ 0 & 1 & 1 & 0 & 1 \end{pmatrix} \quad (\text{A12})$$

The Smith decomposition (Eq. (A4)) yields the matrices:

$$D = \text{diag}(1, 1, 1, 0, 0), \quad (\text{A13})$$

$$U = \begin{pmatrix} 0 & 0 & 0 & 1 & 0 \\ 0 & 1 & 0 & 0 & 0 \\ 1 & 0 & 0 & -1 & 0 \\ -1 & -1 & 1 & 0 & 0 \\ -1 & -1 & 0 & 1 & 1 \end{pmatrix}, \quad (\text{A14})$$

$$V = \begin{pmatrix} 1 & 0 & 0 & -1 & -1 \\ 0 & 1 & 0 & -1 & -1 \\ 0 & 0 & 1 & 1 & 0 \\ 0 & 0 & 0 & 1 & 0 \\ 0 & 0 & 0 & 0 & 1 \end{pmatrix} \quad (\text{A15})$$

We then apply Eq. (16) to derive Eqs. (24) and (25) for n_a and n_b . Applying Eq. (16) to n_c shows that it is only determined mod 1, which does not provide any new information.

3. $p4$

In the case of $p4$, the site-symmetry groups of the maximal Wyckoff positions are defined in Table I and their irreps are defined in Table III. The basis of irreps in momentum space is:

$$\left({}^1E_{\frac{1}{2}}^{\Gamma}, {}^1E_{\frac{3}{2}}^{\Gamma}, {}^2E_{\frac{1}{2}}^{\Gamma}, {}^2E_{\frac{3}{2}}^{\Gamma}, {}^1E_{\frac{1}{2}}^X, {}^2E_{\frac{1}{2}}^X, {}^1E_{\frac{1}{2}}^M, {}^1E_{\frac{3}{2}}^M, {}^2E_{\frac{1}{2}}^M, {}^2E_{\frac{3}{2}}^M \right) \quad (\text{A16})$$

The basis of EBRs is:

$$\left({}^1E_{\frac{1}{2}}^{1a}, {}^1E_{\frac{3}{2}}^{1a}, {}^2E_{\frac{1}{2}}^{1a}, {}^2E_{\frac{3}{2}}^{1a}, {}^1E_{\frac{1}{2}}^{1b}, {}^1E_{\frac{3}{2}}^{1b}, {}^2E_{\frac{1}{2}}^{1b}, {}^2E_{\frac{3}{2}}^{1b}, {}^1E_{\frac{1}{2}}^{2c}, {}^2E_{\frac{1}{2}}^{2c} \right) \quad (\text{A17})$$

Then the EBR matrix is

$$A = \begin{pmatrix} 1 & 0 & 0 & 0 & 1 & 0 & 0 & 0 & 1 & 0 \\ 0 & 1 & 0 & 0 & 0 & 1 & 0 & 0 & 0 & 1 \\ 0 & 0 & 1 & 0 & 0 & 0 & 1 & 0 & 1 & 0 \\ 0 & 0 & 0 & 1 & 0 & 0 & 0 & 1 & 0 & 1 \\ 1 & 0 & 1 & 0 & 0 & 1 & 0 & 1 & 1 & 1 \\ 0 & 1 & 0 & 1 & 1 & 0 & 1 & 0 & 1 & 1 \\ 1 & 0 & 0 & 0 & 0 & 0 & 1 & 0 & 0 & 1 \\ 0 & 1 & 0 & 0 & 0 & 0 & 0 & 1 & 1 & 0 \\ 0 & 0 & 1 & 0 & 1 & 0 & 0 & 0 & 0 & 1 \\ 0 & 0 & 0 & 1 & 0 & 1 & 0 & 0 & 1 & 0 \end{pmatrix} \quad (\text{A18})$$

Notice this EBR matrix in Eq. (A18) is identical to Eq. (A3), although their bases have different meanings. We again use Eq. (16) to find the symmetry indicator formulas for n_a , n_b and n_c in Eqs. (28), (29), and (30).

4. $p4/m$

In the case of layer group $p4/m$, the site-symmetry groups of the maximal Wyckoff positions are defined in

Table I and their irreps are defined in Table IV. The basis of momentum space irreps is:

$$\begin{aligned} & ({}^1E_{\frac{1}{2}g}^\Gamma, {}^1E_{\frac{3}{2}g}^\Gamma, {}^2E_{\frac{1}{2}g}^\Gamma, {}^2E_{\frac{3}{2}g}^\Gamma, {}^1E_{\frac{1}{2}u}^\Gamma, {}^1E_{\frac{3}{2}u}^\Gamma, {}^2E_{\frac{1}{2}u}^\Gamma, {}^2E_{\frac{3}{2}u}^\Gamma, \\ & {}^1E_{\frac{1}{2}g}^X, {}^2E_{\frac{1}{2}g}^X, {}^1E_{\frac{1}{2}u}^X, {}^2E_{\frac{1}{2}u}^X, \\ & {}^1E_{\frac{1}{2}g}^M, {}^1E_{\frac{3}{2}g}^M, {}^2E_{\frac{1}{2}g}^M, {}^2E_{\frac{3}{2}g}^M, {}^1E_{\frac{1}{2}u}^M, {}^1E_{\frac{3}{2}u}^M, {}^2E_{\frac{1}{2}u}^M, {}^2E_{\frac{3}{2}u}^M) \end{aligned} \quad (\text{A19})$$

The basis of EBRs is:

$$\begin{aligned} & ({}^1E_{\frac{1}{2}g}^{1a}, {}^1E_{\frac{3}{2}g}^{1a}, {}^2E_{\frac{1}{2}g}^{1a}, {}^2E_{\frac{3}{2}g}^{1a}, {}^1E_{\frac{1}{2}u}^{1a}, {}^1E_{\frac{3}{2}u}^{1a}, {}^2E_{\frac{1}{2}u}^{1a}, {}^2E_{\frac{3}{2}u}^{1a}, \\ & {}^1E_{\frac{1}{2}g}^{1b}, {}^1E_{\frac{3}{2}g}^{1b}, {}^2E_{\frac{1}{2}g}^{1b}, {}^2E_{\frac{3}{2}g}^{1b}, {}^1E_{\frac{1}{2}u}^{1b}, {}^1E_{\frac{3}{2}u}^{1b}, {}^2E_{\frac{1}{2}u}^{1b}, {}^2E_{\frac{3}{2}u}^{1b}, \\ & {}^1E_{\frac{1}{2}g}^{2c}, {}^2E_{\frac{1}{2}g}^{2c}, {}^1E_{\frac{1}{2}u}^{2c}, {}^2E_{\frac{1}{2}u}^{2c}) \end{aligned} \quad (\text{A20})$$

Then the EBR matrix is: $A =$

$$\begin{pmatrix} 1 & 0 & 0 & 0 & 0 & 0 & 0 & 0 & 1 & 0 & 0 & 0 & 0 & 0 & 0 & 0 & 0 & 1 & 0 & 0 & 0 \\ 0 & 1 & 0 & 0 & 0 & 0 & 0 & 0 & 0 & 1 & 0 & 0 & 0 & 0 & 0 & 0 & 0 & 0 & 1 & 0 & 0 \\ 0 & 0 & 1 & 0 & 0 & 0 & 0 & 0 & 0 & 0 & 1 & 0 & 0 & 0 & 0 & 0 & 0 & 0 & 1 & 0 & 0 \\ 0 & 0 & 0 & 1 & 0 & 0 & 0 & 0 & 0 & 0 & 0 & 1 & 0 & 0 & 0 & 0 & 0 & 0 & 0 & 1 & 0 \\ 0 & 0 & 0 & 0 & 1 & 0 & 0 & 0 & 0 & 0 & 0 & 0 & 1 & 0 & 0 & 0 & 0 & 0 & 0 & 0 & 1 \\ 0 & 0 & 0 & 0 & 0 & 1 & 0 & 0 & 0 & 0 & 0 & 0 & 0 & 1 & 0 & 0 & 0 & 0 & 0 & 0 & 1 \\ 0 & 0 & 0 & 0 & 0 & 0 & 1 & 0 & 0 & 0 & 0 & 0 & 0 & 0 & 1 & 0 & 0 & 0 & 0 & 0 & 1 \\ 1 & 0 & 1 & 0 & 0 & 0 & 0 & 0 & 0 & 0 & 0 & 0 & 0 & 0 & 1 & 0 & 1 & 1 & 0 & 0 & 1 \\ 0 & 1 & 0 & 1 & 0 & 0 & 0 & 0 & 0 & 0 & 0 & 0 & 1 & 0 & 1 & 0 & 0 & 1 & 0 & 0 & 1 \\ 0 & 0 & 0 & 0 & 1 & 0 & 1 & 0 & 1 & 0 & 1 & 0 & 1 & 0 & 0 & 0 & 0 & 0 & 1 & 1 & 0 \\ 0 & 0 & 0 & 0 & 0 & 1 & 0 & 1 & 1 & 0 & 1 & 0 & 0 & 0 & 0 & 0 & 1 & 0 & 0 & 1 & 0 \\ 1 & 0 & 0 & 0 & 0 & 0 & 0 & 0 & 0 & 1 & 0 & 0 & 0 & 0 & 0 & 0 & 0 & 0 & 0 & 0 & 1 \\ 0 & 1 & 0 & 0 & 0 & 0 & 0 & 0 & 0 & 0 & 1 & 0 & 0 & 0 & 0 & 0 & 0 & 0 & 0 & 0 & 1 \\ 0 & 0 & 1 & 0 & 0 & 0 & 0 & 0 & 1 & 0 & 0 & 0 & 0 & 0 & 0 & 0 & 0 & 0 & 0 & 0 & 1 \\ 0 & 0 & 0 & 1 & 0 & 0 & 0 & 0 & 0 & 1 & 0 & 0 & 0 & 0 & 0 & 0 & 0 & 0 & 0 & 0 & 1 \\ 0 & 0 & 0 & 0 & 1 & 0 & 0 & 0 & 0 & 0 & 0 & 0 & 0 & 0 & 1 & 0 & 0 & 1 & 0 & 0 & 0 \\ 0 & 0 & 0 & 0 & 0 & 1 & 0 & 0 & 0 & 0 & 0 & 0 & 0 & 0 & 0 & 1 & 1 & 0 & 0 & 0 & 0 \\ 0 & 0 & 0 & 0 & 0 & 0 & 1 & 0 & 0 & 0 & 0 & 0 & 1 & 0 & 0 & 0 & 0 & 1 & 0 & 0 & 0 \\ 0 & 0 & 0 & 0 & 0 & 0 & 0 & 1 & 0 & 0 & 0 & 0 & 0 & 1 & 0 & 0 & 0 & 0 & 1 & 0 & 0 \end{pmatrix} \quad (\text{A21})$$

After Smith decomposition (Eq. (A4)), the diagonal matrix is:

$$D = \text{diag}(1, 1, 1, 1, 1, 1, 1, 1, 1, 1, 1, 1, 1, 1, 4, 4, 0, 0, 0, 0) \quad (\text{A22})$$

and $V =$

$$\begin{pmatrix} 1 & 0 \\ 0 & 1 & 0 & 0 & 0 & 0 & 0 & 0 & 0 & 0 & 0 & 0 & 0 & 0 & 0 & 0 & 0 & 0 & 0 & 0 & 0 \\ 0 & 0 & 1 & 0 & 0 & 0 & 0 & 0 & 0 & 0 & 0 & 0 & 0 & 0 & 0 & 0 & 0 & 0 & 0 & 0 & 0 \\ 0 & 0 & 0 & 1 & 0 & 0 & 0 & 0 & 0 & 0 & 0 & 0 & 0 & 0 & 0 & 0 & 0 & 0 & 0 & 0 & 0 \\ 0 & 0 & 0 & 0 & 1 & 0 & 0 & 0 & 0 & 0 & 0 & 0 & 0 & 0 & 0 & 0 & 0 & 0 & 0 & 0 & 0 \\ 0 & 0 & 0 & 0 & 0 & 1 & 0 & 0 & 0 & 0 & 0 & 0 & 0 & 0 & 0 & 0 & 0 & 0 & 0 & 0 & 0 \\ 0 & 0 & 0 & 0 & 0 & 0 & 1 & 0 & 0 & 0 & 0 & 0 & 0 & 0 & 0 & 0 & 0 & 0 & 0 & 0 & 0 \\ 0 & 0 & 0 & 0 & 0 & 0 & 0 & 1 & 0 & 0 & 0 & 0 & 0 & 0 & 0 & 0 & 0 & 0 & 0 & 0 & 0 \\ 0 & 0 & 0 & 0 & 0 & 0 & 0 & 0 & 1 & 0 & 0 & 0 & 0 & 0 & 0 & 0 & 0 & 0 & 0 & 0 & 0 \\ 0 & 0 & 0 & 0 & 0 & 0 & 0 & 0 & 0 & 1 & 0 & 0 & 0 & 0 & 0 & 0 & 0 & 0 & 0 & 0 & 0 \\ 0 & 0 & 0 & 0 & 0 & 0 & 0 & 0 & 0 & 0 & 1 & 0 & 0 & 0 & 0 & 0 & 0 & 0 & 0 & 0 & 0 \\ 0 & 0 & 0 & 0 & 0 & 0 & 0 & 0 & 0 & 0 & 0 & 1 & 0 & 0 & 0 & 0 & 0 & 0 & 0 & 0 & 0 \\ 0 & 0 & 0 & 0 & 0 & 0 & 0 & 0 & 0 & 0 & 0 & 0 & 1 & 0 & 0 & 0 & 0 & 0 & 0 & 0 & 0 \\ 0 & 0 & 0 & 0 & 0 & 0 & 0 & 0 & 0 & 0 & 0 & 0 & 0 & 1 & 0 & 0 & 0 & 0 & 0 & 0 & 0 \\ 0 & 0 & 0 & 0 & 0 & 0 & 0 & 0 & 0 & 0 & 0 & 0 & 0 & 0 & 1 & 0 & 0 & 0 & 0 & 0 & 0 \\ 0 & 0 & 0 & 0 & 0 & 0 & 0 & 0 & 0 & 0 & 0 & 0 & 0 & 0 & 0 & 1 & 0 & 0 & 0 & 0 & 0 \\ 0 & 0 & 0 & 0 & 0 & 0 & 0 & 0 & 0 & 0 & 0 & 0 & 0 & 0 & 0 & 0 & 1 & 0 & 0 & 0 & 0 \\ 0 & 0 & 0 & 0 & 0 & 0 & 0 & 0 & 0 & 0 & 0 & 0 & 0 & 0 & 0 & 0 & 0 & 1 & 0 & 0 & 0 \\ 0 & 0 & 0 & 0 & 0 & 0 & 0 & 0 & 0 & 0 & 0 & 0 & 0 & 0 & 0 & 0 & 0 & 0 & 1 & 0 & 0 \\ 0 & 0 & 0 & 0 & 0 & 0 & 0 & 0 & 0 & 0 & 0 & 0 & 0 & 0 & 0 & 0 & 0 & 0 & 0 & 1 & 0 \\ 0 & 1 \end{pmatrix} \quad (\text{A23})$$

The matrix U is too unwieldy to present here.

We again use Eq. (16) to find the symmetry indicator formulas for n_a , n_b and n_c in Eqs. (33), (34) and (35).

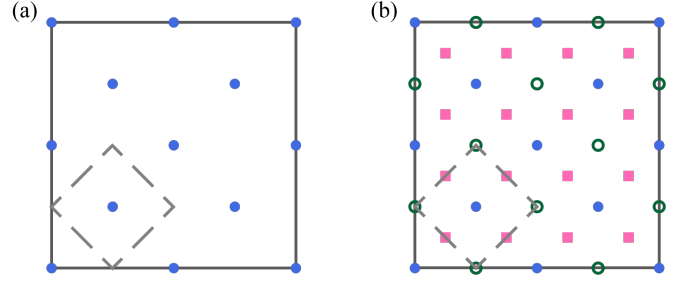


FIG. 4. Square lattice whose boundary is rotated 45° relative to the primitive unit cell, which is indicated by the dashed square. (a) Atoms occupy one Wyckoff position. (b) Atoms occupy multiple Wyckoff positions.

5. $p41'$

In $p41'$, the site-symmetry groups of the maximal Wyckoff positions are listed in Table I. Table II shows that their irreps are identical to those of $p4/m'$. Thus, the EBR matrix and its Smith normal form is the same as for $p4/m'$ in Sec. A2 and n_a and n_b are given by Eqs. (24) and (25), respectively, while n_c is determined only modulo one.

Appendix B: Filling anomaly when the boundary is rotated by 45° relative to the unit cell

We derive an expression for the filling anomaly for a finite square lattice whose boundaries are rotated 45° relative to the primitive unit cell, as shown in Fig. 4. We consider the general case where there may be atoms at any number of Wyckoff positions (shown in Fig. 4(b)); the case where there is only one Wyckoff position occupied by atoms (shown in Fig. 4(a)) is a special case.

The Wyckoff positions are defined with respect to the primitive unit cell. To compute the filling anomaly, we need only consider the maximal Wyckoff positions, as we argued in Sec. II B. The donated electrons from each maximal Wyckoff position are denoted by a_a , a_b , and a_c . The number of filled bands is $N = a_a + a_b + 2a_c$.

The number of atoms, $N_w(L)$, at each Wyckoff position w in this terminated square lattice with L atoms along each side is given by

$$\begin{aligned} N_a(L) &= (L-1)^2 + L^2 \\ N_b(L) &= 2L(L-1) \\ N_c(L) &= 4(L-1)^2 \end{aligned} \quad (\text{B1})$$

(Notice these are different than in Eq. (2), where $N_w(L)$ is computed with the boundary parallel to the unit cell.) From Eqs. (6) and (B1), we find the filling anomaly:

$$\begin{aligned} \eta &= 2(N - dn_a - dn_b - 2dn_c)L^2 \\ &\quad - 2(a_a + a_b + 4a_c - dn_a - dn_b - 4dn_c)L \\ &\quad + (a_a - dn_a + 4a_c - 4dn_c) \quad \text{mod } 4(\text{or } 8). \end{aligned} \quad (\text{B2})$$

The bulk charge is determined by the number scaling with L^2 in this expression and must be zero:

$$2(a_a - dn_a) + 2(a_b - dn_b) + 4(a_c - dn_c) = 0 \pmod{4(\text{or } 8)}, \quad (\text{B3})$$

where we have used the expression for N in Eq. (10). The bulk polarization parallel to the boundaries is determined by the coefficient of L . Since we are interested in polarization-free systems, the term proportional to L must vanish:

$$2(a_a - dn_a) + 2(a_b - dn_b) + 8(a_c - dn_c) = 0 \pmod{4(\text{or } 8)} \quad (\text{B4})$$

The last term in Eq. (B4) vanishes mod 4 or mod 8. In addition, the last term in Eq. (B3) clearly vanishes mod 4, but also vanishes when taken mod 8, which applies in the presence of time-reversal symmetry, because time-reversal requires that a_c be even and $d = 2$ (d is defined in Eq. (8).) Thus, the only constraint from Eqs. (B3) and (B4) is

$$2(a_a - dn_a) + 2(a_b - dn_b) = 0 \pmod{4(\text{or } 8)} \quad (\text{B5})$$

Notice that this constraint differs from the constraint in Eq. (12), which applies when the boundary is parallel to the unit cell. As a result $[X_u]$ need not be even, as we found in Table V.

The filling anomaly η is determined by the L -independent term:

$$\eta = a_a - dn_a \pmod{4(\text{or } 8)}, \quad (\text{B6})$$

where we have simplified the L -independent term from Eq. (B2) by taking it mod 4 (or mod 8). Notice Eq. (B6) is identical to Eq. (13), which is derived for the case where the boundary is parallel to the unit cell. Therefore, the symmetry indicators will be the same in the two cases.

Appendix C: Spin-3/2 matrices

Here we explicitly define the spin-3/2 matrices that are used in Eq. (40) and (42):

$$J_x = \begin{pmatrix} 0 & \frac{\sqrt{3}}{2} & 0 & 0 \\ \frac{\sqrt{3}}{2} & 0 & 1 & 0 \\ 0 & 1 & 0 & \frac{\sqrt{3}}{2} \\ 0 & 0 & \frac{\sqrt{3}}{2} & 0 \end{pmatrix} \quad (\text{C1})$$

$$J_y = \begin{pmatrix} 0 & -i\frac{\sqrt{3}}{2} & 0 & 0 \\ i\frac{\sqrt{3}}{2} & 0 & -i & 0 \\ 0 & i & 0 & -i\frac{\sqrt{3}}{2} \\ 0 & 0 & i\frac{\sqrt{3}}{2} & 0 \end{pmatrix} \quad (\text{C2})$$

$$J_z = \begin{pmatrix} \frac{3}{2} & 0 & 0 & 0 \\ 0 & \frac{1}{2} & 0 & 0 \\ 0 & 0 & -\frac{1}{2} & 0 \\ 0 & 0 & 0 & -\frac{3}{2} \end{pmatrix} \quad (\text{C3})$$

Appendix D: Details of BCT tight-binding model

In this appendix, we provide additional details about the BCT model studied in Sec. III. The BCT model has the symmetry of space group 87 $I4/m$, as well as time-reversal symmetry \mathcal{T} .

The unit cell and hoppings are illustrated in Figs. 3(a) and (b). The model includes hopping to the four nearest and eight next-nearest (if $c > a$) atoms. The relation between the two hopping terms shown in Eq. (43) and the other ten hopping terms are:

$$\begin{aligned} V_{0 \rightarrow e_1 - e_z} &= (C_2 \mathcal{I})^{-1} V_{0 \rightarrow e_1} C_2 \mathcal{I} \\ V_{0 \rightarrow e_2} &= C_4^{-1} V_{0 \rightarrow e_1} C_4 \\ V_{0 \rightarrow e_2 - e_z} &= C_4 \mathcal{I} V_{0 \rightarrow e_1} (C_4 \mathcal{I})^{-1} \\ V_{0 \rightarrow e_3 - e_y} &= C_4^{-1} V_{0 \rightarrow e_3} C_4, \end{aligned} \quad (\text{D1})$$

and

$$V_{0 \rightarrow \mathbf{r}} = V_{0 \rightarrow -\mathbf{r}}^\dagger, \quad (\text{D2})$$

where the matrix forms of the symmetry generators are given in Eqs. (40), (41) and (42), and $C_2 \equiv C_4^2$.

The primitive lattice has one site in the unit cell. Since each site has a spin- $\frac{3}{2}$ degree of freedom, the Hamiltonian, defined by Eqs. (43), (D1), and (D2) is a 4×4 matrix, given by:

$$\begin{aligned} H^p &= t \left(\cos \frac{k_x}{2} \cos \frac{k_z}{2} + \cos \frac{k_y}{2} \cos \frac{k_z}{2} - 2 \cos \frac{k_x}{2} \cos \frac{k_y}{2} \right) \tau_z \sigma_z \\ &+ \gamma \sin \frac{k_z}{2} \tau_z \left(\sin \frac{k_x}{2} \sigma_x + \sin \frac{k_y}{2} \sigma_y \right) \\ &+ \gamma \sin \frac{k_x}{2} \sin \frac{k_y}{2} \tau_y \sigma_0 \\ &+ \beta \left(\cos \frac{k_y}{2} - \cos \frac{k_x}{2} \right) \cos \frac{k_z}{2} \tau_+ \sigma_0 \\ &+ \beta^* \left(\cos \frac{k_y}{2} - \cos \frac{k_x}{2} \right) \cos \frac{k_z}{2} \tau_- \sigma_0 \\ &+ m \tau_z \sigma_z, \end{aligned} \quad (\text{D3})$$

where k_x, k_y, k_z correspond to the momenta reciprocal to e_x, e_y, e_z .

1. Hamiltonian and symmetry operators in conventional unit cell

The conventional unit cell contains two sublattices, as indicated in Fig. 3(a). Since each site hosts a spin- $\frac{3}{2}$ degree of freedom, the Hamiltonian in the conventional unit cell in reciprocal space is an 8×8 matrix, which

takes the form

$$\begin{aligned}
H^c = & (m - 2t \cos \frac{k_x}{2} \cos \frac{k_y}{2}) \rho_0 \tau_z \sigma_z \\
& + \gamma \sin \frac{k_x}{2} \sin \frac{k_y}{2} \rho_0 \tau_y \sigma_0 \\
& + t (\cos \frac{k_x}{2} + \cos \frac{k_y}{2}) \cos \frac{k_z}{2} \rho_x \tau_z \sigma_z \\
& + \gamma \sin \frac{k_z}{2} \rho_x \tau_z (\sin \frac{k_x}{2} \sigma_x + \sin \frac{k_y}{2} \sigma_y) \\
& + \beta (\cos \frac{k_y}{2} - \cos \frac{k_x}{2}) \cos \frac{k_z}{2} \rho_x \tau_+ \sigma_0 \\
& + \beta^* (\cos \frac{k_y}{2} - \cos \frac{k_x}{2}) \cos \frac{k_z}{2} \rho_x \tau_- \sigma_0, \quad (D4)
\end{aligned}$$

where again k_x, k_y, k_z correspond to the basis reciprocal to e_x, e_y, e_z , and we have introduced an additional set of Pauli matrices ρ_i to indicate the sublattice degree of freedom. As in the main text and in the Hamiltonian in Eq. (D3), σ_i and τ_i act on the hybrid spin and orbital degrees of freedom.

In this basis, the symmetry operators are implemented by the matrices:

$$\begin{aligned}
C_4^c &= \begin{pmatrix} C_4 & \\ & C_4 \end{pmatrix} \\
\mathcal{I}^c &= \begin{pmatrix} \mathcal{I} & \\ & \mathcal{I} \end{pmatrix} \quad (D5)
\end{aligned}$$

where the superscript c indicates the conventional unit cell basis. C_4 and \mathcal{I} are defined for the primitive lattice in Eqs. (40) and (41).

2. Parameters for numerical calculations

There is an unexpected anti-unitary symmetry in the $k_z = \pi$ plane. This symmetry is artificial because it can be broken by adding small next-next-nearest hopping terms that preserve all the symmetries. The extra terms do not change the topology and do not break any symmetry, but will help to eliminate unphysical gapless surface states which are protected by the artificial symmetry. These small next-nearest hopping terms are:

$$\begin{aligned}
V_{0 \rightarrow e_x} &= b(\tau_z \sigma_z - \sqrt{3} \tau_x \sigma_0), \\
V_{0 \rightarrow e_y} &= b(\tau_z \sigma_z + \sqrt{3} \tau_x \sigma_0), \\
V_{0 \rightarrow e_z} &= -2b \tau_z \sigma_z. \quad (D6)
\end{aligned}$$

We consider a system that is finite in the x and y directions, i.e., its boundaries are normal to e_x and e_y , as shown in Fig. 3(b). We terminate the boundary to respect C_4 symmetry.

In our numerical calculations, the parameters are set to be: $t = 1, \beta = 1 + i, \gamma = 1, b = 0.2$. The parameters are taken in such a way that when $m = 0$, there is a quadratic band touching at Γ . The rod states are calculated for a square of size $15e_x$ by $15e_y$. In Fig. 3(c), $m = -0.5$,

realizing the HOTI phase. In Fig. 3(d), $m = 1$, realizing the DSM(i) phase.

The phase diagram in Fig. 3(e) is derived with $b = 0$. This small value of $b = .2$ only slightly changes the phase transition points of m/t .

3. Symmetry eigenvalues in the HOTI phase and DSM(i) phase

HSP	$E_{\frac{1}{2}g}$	$E_{\frac{1}{2}u}$	$E_{\frac{3}{2}g}$	$E_{\frac{3}{2}u}$
Γ	2	0	0	0
X	1	1	0	0
M	1	0	1	0
Z	1	1	0	0
T	2	0	0	0
R	0	1	1	0

TABLE VIII. Symmetry eigenvalues at high symmetry points in the HOTI phase. Γ, X, M reside in the $k_z = 0$ plane, while Z, T, R reside in the $k_z = \pi$ plane. The filling anomaly for each plane is calculated in Table V.

HSP	$E_{\frac{1}{2}g}$	$E_{\frac{1}{2}u}$	$E_{\frac{3}{2}g}$	$E_{\frac{3}{2}u}$	$E_{\frac{1}{2}}$	$E_{\frac{3}{2}}$
Γ	1	0	1	0	1	1
X	1	1	0	0	2	0
M	1	0	1	0	1	1
Z	2	0	0	0	2	0
T	1	1	0	0	2	0
R	0	1	1	0	1	1

TABLE IX. Symmetry eigenvalues at high symmetry points in the DSM(i) phase. Γ, X, M reside in the $k_z = 0$ plane, while Z, T, R reside in the $k_z = \pi$ plane. The $k_z = 0$ plane has mirror Chern number $C_m = 2$, while the $k_z = \pi$ plane is in a fragile topological phase and has filling anomaly $\eta = 4$. There is a bulk Dirac point in the plane $k_z = k_0$. At k_z planes between 0 and k_0 , the symmetry eigenvalues correspond to the last two columns $E_{\frac{1}{2}}$ and $E_{\frac{3}{2}}$ for Γ, X, M as required by the conservation of angular momentum (or equivalently the compatibility relation). At k_z planes between k_0 and π , the symmetry eigenvalues correspond to the last two columns $E_{\frac{1}{2}}$ and $E_{\frac{3}{2}}$ for Z, T, R .

We list the the symmetry eigenvalues computed from our model in the HOTI phase in Table VIII. The results are used to calculate the filling anomaly in Table V.

The symmetry eigenvalues computed in the DSM(i) phase are listed in Table IX. The results are used to calculate the filling anomaly in Table VI. In addition, the $k_z = 0$ plane has mirror Chern number $C_m = 2$. The mirror Chern number can be evaluated by calculating the Chern numbers of the $+i$ and $-i$ sectors. The symmetry indicator formula for the Chern number is [70]:

$$i^C = \prod_{i \in occ.} (-1)^F \xi_i(\Gamma) \xi_i(M) \zeta_i(Y) \quad (D7)$$

where F is twice the total spin and can be replaced with the number of filled bands N in our spinful case; ξ_i is the C_4 eigenvalue of the i^{th} band; and ζ_i is the C_2 eigenvalue of the i^{th} band. Time-reversal symmetry ensures that the number of filled band in each mirror sector is $N/2$. Time-reversal symmetry also constrains the mirror Chern number: $C_m = \frac{1}{2}(C_{+i} + C_{-i}) = C_{+i}$. We can determine C_{+i} by counting the numbers of irreps that contain mirror eigenvalue $+i$ and plug them into Eq. (D7). For example, $E_{\frac{1}{2}u}^X$ has two components: $\zeta(X) = i$ and $\zeta(X) = -i$. Since this irrep has inversion eigenvalue $\mathcal{I} = -1$, only the C_2 eigenvalue $\zeta(X) = -i$ corresponds to the sector with mirror eigenvalue $+i$. Thus, $(-i)^{\#E_{\frac{1}{2}u}^X} = (i)^{-\#E_{\frac{1}{2}u}^X}$ in Eq. (D7). The other irreps come into the equation similarly. From these facts, we obtain the symmetry indicator formula for the mirror Chern number for our layer group $p4/m1'$ at this $k_z = 0$ plane (C_4 , \mathcal{T} and \mathcal{I}):

$$C_m = N + \left(\#E_{\frac{1}{2}g}^X - \#E_{\frac{1}{2}u}^X \right) + \frac{1}{2} \sum_{i=\Gamma, M} \left(\#E_{\frac{1}{2}g}^i - \#E_{\frac{1}{2}u}^i \right) - \frac{3}{2} \sum_{i=\Gamma, M} \left(\#E_{\frac{3}{2}g}^i - \#E_{\frac{3}{2}u}^i \right) \pmod{4} \quad (\text{D8})$$

Plugging in the symmetry eigenvalues from Table VIII, we find $C_m = 2$ at $k_z = 0$, and $C_m = 0$ at $k_z = \pi$. For the HOTI phase, the mirror Chern number $C_m = 0$ for both $k_z = 0$ and $k_z = \pi$ planes, as we can verify by plugging the symmetry eigenvalues from Table IX into Eq. (D8).

There are a pair of bulk Dirac points at $(0, 0, \pm k_0)$. The symmetry eigenvalues at a k -plane between 0 and k_0 can be obtained by "forgetting" the inversion eigenvalues of Γ , X and M . The symmetry eigenvalues at a k -plane between k_0 and π can be obtained by "forgetting" the inversion eigenvalues of Z , T and R .

4. Numerical calculation for a rod geometry with integer number of unit cells

The corner states are protected by the global C_4 symmetry. Thus, rigorously, a C_4 -symmetric termination of

the lattice is required to protect the corner states. However, in practice we find that the corner states survive on a lattice termination that is not globally C_4 -symmetric if it has C_4 symmetry in the bulk (see Fig. 5 for an example of such a lattice termination). Physically, this is reasonable because if the corners are far apart, the local spectrum at one corner should not depend on the termination at another corner.

In Fig. 6, we numerically compute the rod states of our model with the same parameters as in App. D 2 ($t = 1$, $\beta = 1 + i$, $\gamma = 1$, $b = 0.2$), but with an integer number of unit cells, breaking the global C_4 symmetry. The spectrum is similar to Fig. 3(c) and (d) (where global C_4 symmetry is preserved) for the same system size. Most importantly, the filling anomalies of each k_z slice (obtained by counting the number of occupied bands) for the two choices of terminations are the same.

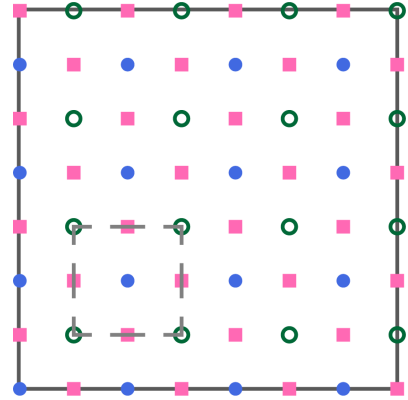


FIG. 5. A square lattice terminated with an integer number of unit cells is not globally C_4 -symmetric, i.e., if the crystal is rotated about a bulk C_4 center (blue or green dot), the rotated lattice does not coincide with the original lattice. This lattice should be compared to Fig. 1(b), which shows a C_4 -symmetric termination and has a fractional number of unit cells. Solid blue and hollow green dots and pink squares indicate atoms at the Wyckoff positions $1a$, $1b$ and $2c$, respectively. Dashed gray lines indicate the primitive unit cell.

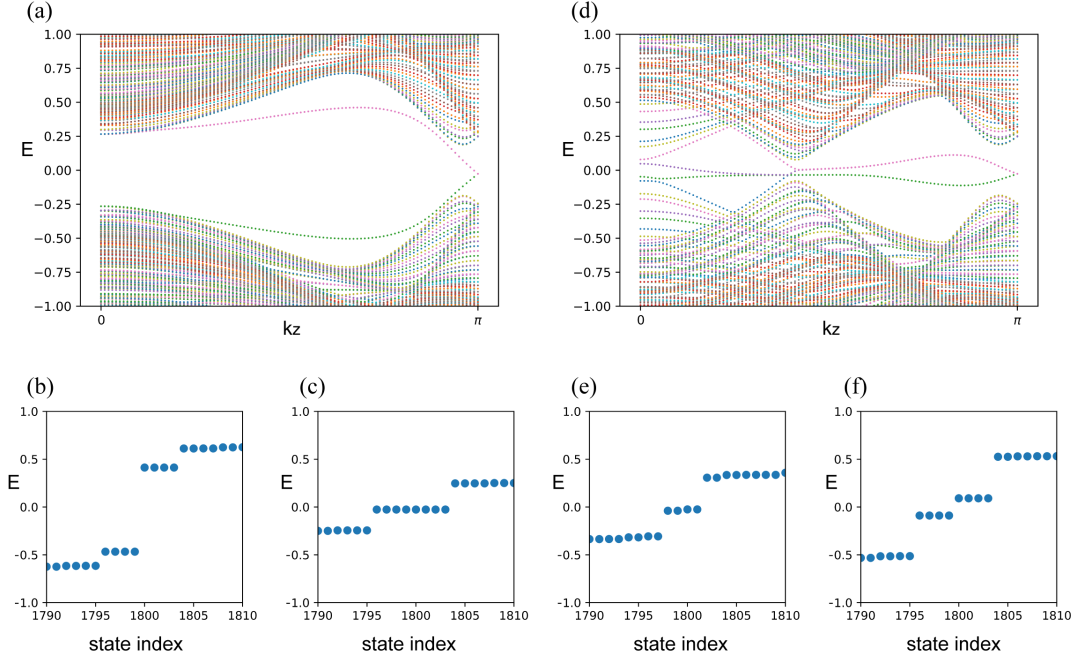


FIG. 6. Spectrum for a rod (finite in the x - and y - directions, infinite in z) in (a) the HOTI phase and in (d) the DSM(i) phase. Every k_z slice in this rod has an integer number (15×15) of unit cells, breaking the global C_4 symmetry. The number of electrons at charge neutrality is 1800. The energy of each state near $E = 0$ is plotted for the following k_z slices in the HOTI and DSM(i) phases: (b) HOTI phase, $k_z = \pi/2$, $\eta = 0 \pmod{4}$ (c) HOTI phase, $k_z = \pi$, $\eta = 4 \pmod{8}$; (e) DSM(i) phase, $k_z = \pi/4$, $\eta = 2 \pmod{4}$; (f) DSM(i) phase, $k_z = 3\pi/4$, $\eta = 0 \pmod{4}$.