

Complexity reduction in the 3D Kuramoto model

Ana Elisa D. Barioni and Marcus A. M. de Aguiar

Instituto de Física ‘Gleb Wataghin’, Universidade Estadual de Campinas,

Unicamp 13083-970, Campinas, SP, Brazil

The dynamics of large systems of coupled oscillators is a subject of increasing importance with prominent applications in several areas such as physics and biology. The Kuramoto model, where a set of oscillators move around a circle representing their phases, is a paradigm in this field, exhibiting a continuous transition between disordered and synchronous motion. Reinterpreting the oscillators as rotating unit vectors, the model was extended to allow vectors to move on the surface of D -dimensional spheres, with $D = 2$ corresponding to the original model. It was shown that the transition to synchronous dynamics was discontinuous for odd D , raising a lot of interest. Inspired by results in 2D, Ott et al [1] proposed an ansatz for density function describing the oscillators and derived equations for the ansatz parameters, effectively reducing the dimensionality of the system. Here we take a different approach for the 3D system and construct an ansatz based on spherical harmonics decomposition of the distribution function. Our result differs significantly from that proposed in [1] and leads to similar but simpler equations determining the dynamics of the order parameter. We derive the phase diagram of equilibrium solutions for several distributions of natural frequencies and find excellent agreement with simulations. We also compare the dynamics of the order parameter with numerical simulations and with the previously derived equations, finding good agreement in all cases. We believe our approach can be generalized to higher dimensions and help to achieve complexity reduction in other systems of equations.

I. INTRODUCTION

The study of synchronization between elements of a system has a long history that dates back to Huygens [2]. Over the past years several examples of synchronization have been found in different physical systems, from coupled metronomes [3] and electrochemical oscillators [4] to neural networks [5], motivating the development of new mathematical methods to understand their global behavior. One aspect of great importance is the transition from disordered to synchronized motion as the coupling intensity between the elements increases.

In 1975 Yoshiki Kuramoto proposed a simple model of N coupled oscillators that could be solved analytically in the limit where N goes to infinity [6, 7]. The oscillators (or particles) were described by phases θ_i and natural frequencies ω_i , selected from a symmetric distribution $g(\omega)$. The oscillators interact according to the equations

$$\dot{\phi}_i = \omega_i + \frac{K}{N} \sum_{j=1}^N \sin(\phi_j - \phi_i). \quad (1)$$

where K is the coupling strength and $i = 1, \dots, N$. The complex order parameter

$$z = pe^{i\psi} \equiv \frac{1}{N} \sum_{i=1}^N e^{i\theta_i} \quad (2)$$

measures the degree of phase synchronization of the particles: disordered motion implies $p \approx 0$ and coherent motion $p \approx 1$. Kuramoto showed that the onset of synchronization could be described, in equilibrium, as a second order phase transition, where p remains very small for $0 < K < K_c$ and increases as $p = c\sqrt{K - K_c}$ for $K > K_c$. These results opened the way to large number of modifications and generalizations of his model, including different types of coupling functions [8–10], introduction of networks of connections (so that not all oscillators are connected to each other) [11, 12], different distributions of the oscillator's natural frequencies (including frequencies proportional to the number of connections, leading to explosive synchronization) [13, 14], inertial terms [15–17] and external periodic driving forces [18–20]. More recently, interest has been shifted to understand oscillations in larger dimensions. It has been shown, in particular, that the natural extension of the Kuramoto model to more dimensions exhibit first order phase transitions in odd dimensions and second order transitions in even dimensions [21].

In terms of mathematical methods, a breakthrough insight was given by Ott and Antonsen [22], who considered the continuity equation satisfied by the oscillators and proposed an

ansatz for their distribution on the unit circle involving only two time dependent parameters. In the special case where the natural frequencies of the oscillators were given by a Lorentzian distribution, the differential equations for the ansatz parameters could be translated into equations for the order parameter z , allowing the system to be studied through two simple equations. This dimensional reduction permitted, in particular, the construction of complete bifurcation diagrams when the oscillators are driven by periodic forces [18]. External driving forces acting only on subsets of oscillators [19] were also used to probe modular structures in neural networks [20].

The possibility of describing a large system of N coupled particles by a small set of time-dependent parameters was pointed out by Watanabe and Strogatz [23, 24] and further developed in [25]. They showed that the trajectory of the i -th Kuramoto oscillator can be described by the Moebius transformation

$$z_i(t) = e^{i\sigma(t)} \frac{a(t) - z_i(0)}{1 - a^*(t)z_i(0)} \quad (3)$$

where $z_i = e^{i\phi_i}$, σ is real and a complex. The Moebius transformation was generalized by Tanaka [26] who extended it to multidimensional real or complex variables. For complex variables, attractive coupling between particles (similar to the Kuramoto model) and multivariate Lorentzian distribution of natural frequencies, equations of motion for the order parameter similar to the Stuart-Landau equation could be derived. For real variables, corresponding, for instance, to the Kuramoto model in 3 dimensions, an equation for the order parameter could only be obtained for the case of identical oscillators.

In this work we consider the 3-dimensional Kuramoto model proposed in [21]. In this model the phases of the 2D oscillators are re-interpreted as unit vectors rotating on the surface of a circle and extended to unit vectors moving on the surface of the sphere. Chandra et al [21] showed that for N odd the onset of synchronization happens through a first order phase transition. They also proposed an extension of the Ott-Antonsen ansatz to the N -dimensional system [1] by modifying slightly the original function proposed in [22]. Here we take a different approach to construct an ansatz for the system: instead of guessing the form of the distribution of oscillators on the sphere, we expand the distribution in spherical harmonics and make an ansatz for the expansion coefficients, similar to the construction of the 2D case. We obtain a function that differs from the one derived in [21] and leads to a simpler relation between the ansatz and the order parameter. We derive a differential

equation for the ansatz parameters and the phase transition diagram for three types of distributions of natural frequencies. Our results agree well with numerical simulations using $N = 10000$ oscillators.

This paper is organized as follows: in section II we re-derive the reduced equations for the 2D Kuramoto model using unit vectors. We show that Ott and Antonsen's ansatz describes the phase transition for any distribution of frequencies, not only the Lorentzian. In section III we briefly review the 3D Kuramoto model, propose our ansatz and derive the differential equations for the ansatz parameters using the continuity equation. We then consider the case of identical oscillators and then the equilibrium solutions for general distributions of natural frequencies to study the behavior of the order parameter in terms of the coupling intensity, where we find a first order phase transition in dimension 3. In section IV we discuss the differences and similarities between our reduced system and that proposed in [1].

II. 2D KURAMOTO MODEL

In this section we rewrite the original Kuramoto model in vector form and show how the Ott-Antonsen ansatz can be used to characterize the behavior of the order parameter as a function of the coupling constant in equilibrium.

A. Vector formulation

Following Chandra et al, we describe the oscillators by unit vectors $\vec{\sigma}_i = (\cos \phi_i, \sin \phi_i)$. It is easy to show that if ϕ_i satisfies Kuramoto's equation (1) then

$$\frac{d\vec{\sigma}_i}{dt} = \mathbf{W}_i \vec{\sigma}_i + \frac{K}{N} \sum_j [\vec{\sigma}_j - (\vec{\sigma}_i \cdot \vec{\sigma}_j) \vec{\sigma}_i] \quad (4)$$

where \mathbf{W}_i is an anti-symmetric matrix containing the natural frequency ω_i :

$$\mathbf{W}_i = \begin{pmatrix} 0 & -\omega_i \\ \omega_i & 0 \end{pmatrix}. \quad (5)$$

The complex order parameter z , Eq.(2), is replaced by the vector

$$\vec{p} = \frac{1}{N} \sum_i \vec{\sigma}_i \quad (6)$$

describing the center of mass of the system.

We also consider an extension of the model where the coupling constant K is replaced by a 2×2 matrix \mathbf{K}_i with elements $K_{ij} = K_{ij}(\phi_i)$ that might depend on ϕ_i . It is convenient to define an auxiliary vector $\vec{q}_i = \mathbf{K}_i \vec{p}$ and rewrite the generalization of the dynamical equations as

$$\frac{d\vec{\sigma}_i}{dt} = \mathbf{W}_i \vec{\sigma}_i + [\vec{q}_i - (\vec{\sigma}_i \cdot \vec{q}_i) \vec{\sigma}_i]. \quad (7)$$

Norm conservation, $|\vec{\sigma}_i| = 1$, is guaranteed for any set of regular matrices \mathbf{K}_i (as can be seen by taking the scalar product of Eq.(8) with $\vec{\sigma}_i$). Moreover, the equations of motion are invariant under the transformation $\vec{q}_i \rightarrow \vec{q}_i + a_i \vec{\sigma}_i$, for any function $a_i(\phi_i)$. It is also convenient to add a third (artificial) dimension and write $\vec{\sigma}_i = (\cos \phi_i, \sin \phi_i, 0)$ and $\vec{\omega}_i = (0, 0, \omega_i)$. With these definitions we obtain

$$\frac{d\vec{\sigma}_i}{dt} = \vec{\omega}_i \times \vec{\sigma}_i + [\vec{q}_i - (\vec{\sigma}_i \cdot \vec{q}_i) \vec{\sigma}_i]. \quad (8)$$

B. Continuity equation

In the limit of infinitely many oscillators we define $f(\omega, \phi, t)$ as the density of oscillators with natural frequency ω at position ϕ in time t . It satisfies

$$\int_0^{2\pi} d\phi f(\omega, \phi, t) = g(\omega), \quad (9)$$

where $g(\omega)$ is the distribution of natural frequencies and

$$\int_0^{2\pi} d\phi \int d\omega f(\omega, \phi, t) = \int g(\omega) d\omega = 1. \quad (10)$$

Conservation of oscillator number implies the continuity equation

$$\frac{\partial f}{\partial t} + \frac{\partial(fv_\phi)}{\partial \phi} = 0 \quad (11)$$

with velocity field

$$\vec{v} = \omega \times \hat{r} + \vec{q} - (\hat{r} \cdot \vec{q}) \hat{r} = (\omega + q_\phi) \hat{\phi} \equiv v_\phi \hat{\phi}. \quad (12)$$

Equation (11) can be written explicitly as

$$\frac{\partial f}{\partial t} + (\omega + q_\phi) \frac{\partial f}{\partial \phi} - f q_r = 0 \quad (13)$$

where $q_r = \vec{q} \cdot \hat{r}$, $q_\phi = \vec{q} \cdot \hat{\phi}$, $\hat{r} = (\cos \phi, \sin \phi)$ and $\hat{\phi} = (-\sin \phi, \cos \phi)$ (we shall omit the artificial third dimension whenever possible). We also note that $\frac{\partial q_\phi}{\partial \phi} = -q_r$. Eq.(6) for the order parameter becomes

$$\vec{p}(t) = \int \hat{r}(\phi) f(\omega, \phi, t) d\phi d\omega. \quad (14)$$

C. Ansatz for density function

The density of oscillators is a periodic function of ϕ and, therefore, can be expanded in Fourier series:

$$f(\omega, \phi, t) = \frac{g(\omega)}{2\pi} \sum_{m=-\infty}^{\infty} a_m(\omega, t) e^{im\phi}. \quad (15)$$

Ott & Antonsen [22] showed that the ansatz $a_m = \rho^{|m|} e^{-im\Phi}$ is self-consistent, in the sense that it preserves this form at all times, remaining in this restricted subset of density functions. The ansatz is, therefore, parametrized by $\rho(\omega, t)$ and $\Phi(\omega, t)$:

$$f(\omega, \phi, t) = \frac{g(\omega)}{2\pi} \sum_{m=-\infty}^{\infty} \rho^{|m|} e^{im(\phi-\Phi)}. \quad (16)$$

Summing the geometric series we obtain

$$f(\omega, \phi, t) = \frac{g(\omega)}{2\pi} \frac{(1 - \rho^2)}{1 + \rho^2 - 2\rho \cos \xi} \quad (17)$$

where $\xi = \phi - \Phi$. It is convenient to define the vector $\vec{\rho} = \rho(\cos \Phi, \sin \Phi, 0)$ so that $\cos \xi = \cos(\phi - \Phi) = \hat{r} \cdot \hat{\rho}$.

Substituting Eq.(16) into (14) we see that only the terms with $m = 1$ and $m = -1$ contribute to the integral:

$$\vec{p}(t) = \int \frac{g(\omega)}{2\pi} \hat{r}(\phi) \rho (e^{i\xi} + e^{-i\xi}) d\phi d\omega = \int \frac{g(\omega)}{\pi} \left[\int_0^{2\pi} d\phi \hat{r}(\phi) \hat{r}^T(\phi) \right] \vec{\rho} d\omega$$

where the dyadic product $\hat{r}(\phi) \hat{r}^T(\phi)$ is the projector in the \hat{r} direction. It is easy to check that the integral between brackets results $\pi \mathbf{1}$ and

$$\vec{p}(t) = \int \vec{\rho}(\omega, t) g(\omega) d\omega. \quad (18)$$

This is a key equation, that connects the parameters of the ansatz with the order parameter. The specific relation depends on the form of $g(\omega)$. We will also use polar variables for the order parameter, $\vec{p} = p(\cos \Psi, \sin \Psi, 0)$ and $\nu = \phi - \Psi$.

D. Equations of motion for ansatz parameters

The derivatives of f are

$$\frac{\partial f}{\partial \phi} = -\frac{\partial f}{\partial \Phi} = \frac{2\rho_\phi(1-\rho^2)}{D^2}, \quad (19)$$

$$\frac{\partial f}{\partial \rho} = -\frac{2[2\rho - (1+\rho^2)\cos\xi]}{D^2}, \quad (20)$$

where we defined $D = 1 + \rho^2 - 2\rho \cos \xi$.

We can write Eq.(13) explicitly as

$$\frac{\partial f}{\partial \rho} \dot{\rho} + \frac{\partial f}{\partial \Phi} \dot{\Phi} + (\omega + q_\phi) \frac{\partial f}{\partial \phi} - f q_r = 0 \quad (21)$$

Replacing the derivatives we find, after some simplifications presented in Appendix A, the following equation for the dynamics of $\vec{\rho}$

$$\dot{\vec{\rho}} = \vec{\omega} \times \vec{\rho} + \frac{1}{2}(1 + \rho^2)\mathbf{K}\vec{p} - (\mathbf{K}\vec{p} \cdot \vec{\rho})\vec{\rho}. \quad (22)$$

Taking the scalar product with $\hat{\rho}$ we also get

$$\dot{\rho} = \frac{1}{2}(1 - \rho^2)(\mathbf{K}\vec{p} \cdot \hat{\rho}). \quad (23)$$

E. Equilibrium solutions

In this subsection we particularize for the case $\mathbf{K} = K\mathbf{1}$. If $K = 0$ the only equilibrium solution is $\rho = p = 0$. For $K \neq 0$ we can solve Eq.(22) with $\dot{\vec{\rho}} = 0$ for a given \vec{p} and check that the solution allows the determination of \vec{p} via Eq.(18) self-consistently. If $\rho \neq 0$, then either $\rho = 1$, and we only need to find the direction $\hat{\rho}$, or $\vec{\rho}$ is perpendicular to \vec{p} (see Eq.(23)). Fixing \hat{x} as the direction of \vec{p} , so that $\vec{p} = p\hat{x}$ and $\vec{p} \cdot \hat{\rho} = p \cos \Phi$, and setting $\rho = 1$ we find for the \hat{x} and \hat{y} components of Eq.(22)

$$-\omega \sin \Phi + Kp - Kp \cos^2 \Phi = 0 \quad (24)$$

$$\omega \cos \Phi - Kp \cos \Phi \sin \Phi = 0. \quad (25)$$

The solution is $\sin \Phi = \frac{\omega}{Kp}$ if $|\omega| \leq Kp$. For $|\omega| > Kp$ we set $\vec{\rho} = \rho\hat{y}$ and get $\rho = \omega/Kp[1 \pm \sqrt{1 - K^2p^2/\omega^2}]$. One can check that the stable solution is the one with the minus

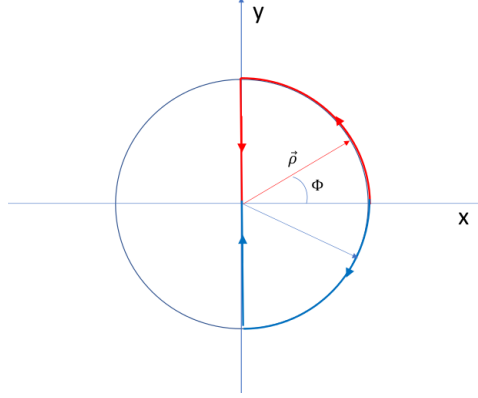


Figure 1. Solution $\vec{\rho}(\omega)$ for $\omega > 0$ (red). For $0 < \omega < Kp$ $\vec{\rho}$ stays on the unit circle, starting at $\Phi = 0$ and moving towards $\Phi = \pi/2$. For $\omega > Kp$ $\vec{\rho}$ points in the y-direction and decreases to zero as $\omega \rightarrow \infty$. For $\omega < 0$ (blue) the solution is reflected on the x-axis.

sign. The final solution, therefore is

$$\vec{\rho}(\omega) = \frac{\omega}{Kp} \begin{cases} \sqrt{\frac{K^2 p^2}{\omega^2} - 1} \hat{x} + \hat{y} & \text{for } |\omega| \leq Kp \\ \left[1 - \sqrt{1 - \frac{K^2 p^2}{\omega^2}}\right] \hat{y} & \text{for } |\omega| > Kp. \end{cases} \quad (26)$$

Figure 1 illustrates the dependence of $\vec{\rho}$ on ω .

The order parameter can now be computed for any distribution function $g(\omega)$. Assuming $g(\omega)$ to be symmetric around $\omega = 0$ we obtain

$$p = Kp \int_{-\pi/2}^{\pi/2} \cos^2(\Phi) g(Kp \sin \Phi) d\Phi \quad (27)$$

which is the result found by Kuramoto. Notice that this was obtained from the ansatz, not from the exact equations. The trivial solution is $p = 0$. The non-trivial solution is obtained canceling p on each side and solving for p . The critical value of K , where the non-trivial solution starts, is obtained by setting $p = 0$ in the resulting equation, leading to $K_c = 2/\pi g(0)$. Expanding g around $p = 0$ to second order we find

$$p = \sqrt{\frac{16}{\pi K^3 g''(0)} (1 - K/K_c)}, \quad (28)$$

which is exactly what was found by Kuramoto.

The complete $p \times K$ phase diagram can be constructed for specific distributions $g(\omega)$ [27]. Noting that the right hand side of Eq.(27) is a function $F(Kp)$ the parametric plot $p = p(K)$

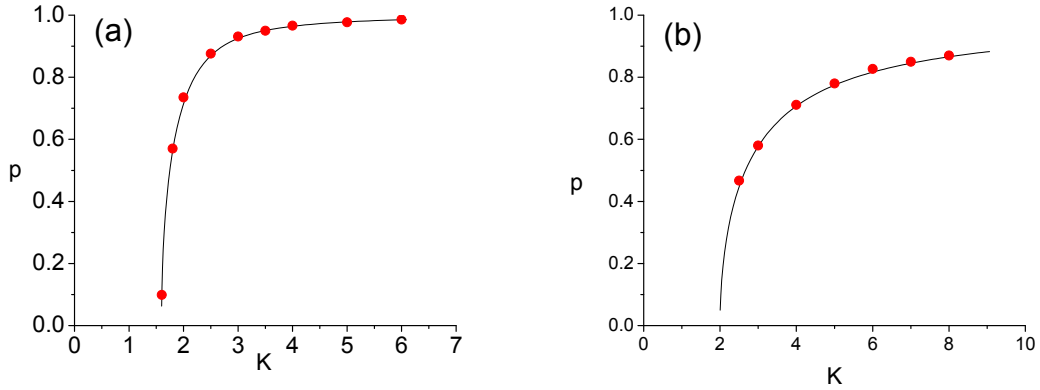


Figure 2. Order parameter as a function of the coupling constant for the Gaussian (a) and Lorentzian (b) distribution of natural frequencies. Lines show the analytical result and points the result of simulations with $N = 1000$ oscillators.

can be obtained as $(K, p) = (x/F(x), F(x))$ for $x \in (0, \infty)$. For Gaussian distribution with unit variance we get

$$F(x) = \sqrt{\frac{\pi}{8}} x e^{-x^2/4} [I_0(x^2/4) + I_1(x^2/4)] \quad (29)$$

where $I_n(x)$ is the modified Bessel function of the first kind. For the Lorentzian distribution with unit width we get

$$F(x) = \frac{1}{x} \left[\sqrt{1+x^2} - 1 \right]. \quad (30)$$

In both cases K_c can be obtained as $\lim_{x \rightarrow 0} x/F(x)$ which results $K_c = \sqrt{8/\pi}$ and $K_c = 2$ for the Gaussian and Lorentzian distributions respectively. Figure 2 compares these results with numerical simulations. We note that numerically solving the pair of Eqs.(8) is much faster than the original Eq.(1).

III. 3D KURAMOTO MODEL

The 3D model is a direct extension of the vector 2D model and represents unit vectors $\vec{\sigma}_i$ rotating on the surface of a sphere. The equations are [21]

$$\frac{d\vec{\sigma}_i}{dt} = \mathbf{W}_i \vec{\sigma}_i + \frac{1}{N} \sum_j [\mathbf{K}_i \vec{\sigma}_j - (\vec{\sigma}_i \cdot \mathbf{K}_i \vec{\sigma}_j) \vec{\sigma}_i] \quad (31)$$

where \mathbf{W}_i is a 3×3 anti-symmetric matrix

$$\mathbf{W}_i = \begin{pmatrix} 0 & -\omega_{3i} & \omega_{2i} \\ \omega_{3i} & 0 & -\omega_{1i} \\ -\omega_{2i} & \omega_{1i} & 0 \end{pmatrix} \quad (32)$$

and \mathbf{K}_i is the 3×3 coupling matrix. There are now three independent frequencies for each oscillator (or unit vector) that are taken from a normalized distribution $G(\vec{\omega})$. The order parameter is defined as in the 2D case as the system's center of mass

$$\vec{p} = \frac{1}{N} \sum_i \vec{\sigma}_i. \quad (33)$$

Defining the 3D vector $\vec{w}_i = (\omega_{1i}, \omega_{2i}, \omega_{3i})$, renaming $\vec{\sigma} \equiv \hat{r}$ and defining

$$\mathbf{K}_i \vec{p} \equiv \vec{q}_i \quad (34)$$

we obtain the dynamical equations

$$\dot{\hat{r}}_i = \vec{w}_i \times \hat{r}_i + \vec{q}_i - (\hat{r}_i \cdot \vec{q}_i) \hat{r}_i. \quad (35)$$

As in the 2D case, the equations of motion are invariant under the transformation $\vec{q}_i \rightarrow \vec{q}_i + a_i \hat{r}_i$ and we shall use this freedom later.

A. Continuity equation

The continuity equation on the sphere is

$$\frac{\partial f}{\partial t} + \frac{1}{\sin \theta} \frac{\partial}{\partial \theta} (f \sin \theta v_\theta) + \frac{1}{\sin \theta} \frac{\partial}{\partial \phi} (f v_\phi) = 0 \quad (36)$$

with velocity field given by Eq. (35):

$$\vec{v} = \vec{\omega} \times \hat{r} + \vec{q} - (\hat{r} \cdot \vec{q}) \hat{r}. \quad (37)$$

Computing the partial derivatives the continuity equation takes the form

$$\frac{\partial f}{\partial t} - 2f q_r + (\omega_\phi + q_\theta) \frac{\partial f}{\partial \theta} + \frac{1}{\sin \theta} (-\omega_\theta + q_\phi) \frac{\partial f}{\partial \phi} = 0 \quad (38)$$

and the order parameter becomes:

$$\vec{p}(t) = \int \hat{r}(\theta', \phi') f(\theta', \phi', \vec{\omega}, t) d\Omega' d^3\omega \quad (39)$$

B. Ansatz for the density function

In 3D we can expand the density function in spherical harmonics:

$$f(\vec{\omega}, \theta, \phi, t) = G(\vec{\omega}) \sum_{l=0}^{\infty} \sum_{m=-l}^l f_{lm} Y_{lm}(\theta, \phi). \quad (40)$$

Now we propose an ansatz analogous to the 2D case, but with three parameters ρ , Θ , Φ , with the form $f_{lm} = \rho^l Y_{lm}^*(\Theta, \Phi)$. The parameters define a vector $\vec{\rho}(\vec{\omega}, t) = \rho(\sin \Theta \cos \Phi, \sin \Theta \sin \Phi, \cos \Theta)$. We write

$$f(\vec{\omega}, \theta, \phi, t) = \frac{G(\vec{\omega})}{4\pi} \left[1 + 4\pi \sum_{l=1}^{\infty} \sum_{m=-l}^l \rho^l Y_{lm}^*(\Theta, \Phi) Y_{lm}(\theta, \phi) \right]. \quad (41)$$

Note that for $\rho = 1$ we obtain $f(\omega, \theta, \phi, t) = G(\vec{\omega}) \frac{\delta(\theta - \Theta) \delta(\phi - \Phi)}{\sin \theta}$ indicating full synchrony. For $\rho = 0$, on the other hand, $f(\omega, \theta, \phi, t) = \frac{G(\vec{\omega})}{4\pi}$ and the oscillators are uniformly spread over the sphere.

To sum the series and calculate the distribution f explicitly we use the relations

$$\frac{4\pi}{2l+1} \sum_{m=-l}^l Y_{lm}(\hat{y}) Y_{lm}^*(\hat{x}) = P_l(\hat{x} \cdot \hat{y}) \quad (42)$$

$$\sum_{l=0}^{\infty} y^l P_l(x) = \frac{1}{\sqrt{1+y^2-2xy}} \quad (43)$$

Applying these relations to (41) we find

$$f(\vec{\omega}, \theta, \phi, t) = \frac{G(\vec{\omega})(1-\rho^2)}{4\pi(1+\rho^2-2\rho\hat{r}\cdot\hat{\rho})^{\frac{3}{2}}}. \quad (44)$$

Notice that f depends on Θ and Φ only through

$$\hat{r} \cdot \hat{\rho} \equiv \cos \xi = \sin \theta \sin \Theta \cos(\phi - \Phi) + \cos \theta \cos \Theta. \quad (45)$$

In addition, using the relation

$$\frac{4\pi}{3} \sum_{m=-1}^1 Y_{1m}(\hat{y}) Y_{1m}^*(\hat{x}) = \hat{x} \cdot \hat{y} \quad (46)$$

and the orthogonality of the spherical harmonics we can write the order parameter as

$$\vec{p} = \int G(\vec{\omega}) \rho \frac{3}{4\pi} \left[\int \hat{r}' \hat{r}'^T d\Omega' \right] \cdot \hat{\rho} d^3\omega \quad (47)$$

The angular integral of the dyadic matrix can be easily performed and results $(4\pi/3)\mathbf{1}$. We obtain

$$\vec{p} = \int G(\vec{\omega}) \vec{\rho} d^3\omega. \quad (48)$$

This is formally identical to the 2D case (see Eq. (18)), and much simpler than the relation found in [1]. Note that this simplification was only possible because we applied orthogonality properties of the spherical harmonics. Also, Eq.(44) should be contrasted with the expression derived in [1], where the denominator is raised to the power 2, instead of 3/2, and the numerator $(1 - \rho^2)$ to power 2, instead of 1. These differences will have consequences for the derivation of the equations of motion.

C. Continuity equation for ansatz distribution

The partial derivatives of f are

$$\frac{\partial f}{\partial \rho} = \frac{\cos \xi(3 + \rho^2) - \rho(5 - \rho^2)}{D^{\frac{5}{2}}} \quad (49)$$

and

$$\frac{\partial f}{\partial x} = \frac{\partial f}{\partial \cos \xi} \frac{\partial \cos \xi}{\partial x} = \frac{3\rho(1 - \rho^2)}{D^{\frac{5}{2}}} \frac{\partial \cos \xi}{\partial x}, \quad (50)$$

for $x = \theta, \phi, \Theta, \Phi$ where $D \equiv 1 + \rho^2 - 2\rho \cos \xi$ and

$$\begin{aligned} \frac{\partial \cos \xi}{\partial \theta} &= \frac{\rho_\theta}{\rho} & \frac{\partial \cos \xi}{\partial \phi} &= \sin \theta \frac{\rho_\phi}{\rho} \\ \frac{\partial \cos \xi}{\partial \Theta} &= \hat{r} \cdot \hat{\Theta} & \frac{\partial \cos \xi}{\partial \Phi} &= \sin \Theta \hat{r} \cdot \hat{\Phi} \end{aligned} \quad (51)$$

Writing the time derivative of f as

$$\frac{\partial f}{\partial t} = \frac{\partial f}{\partial \rho} \dot{\rho} + \frac{\partial f}{\partial \Theta} \dot{\Theta} + \frac{\partial f}{\partial \Phi} \dot{\Phi} \quad (52)$$

we obtain

$$D^{\frac{5}{2}} \frac{\partial f}{\partial t} = [\cos \xi(3 + \rho^2) - \rho(5 - \rho^2)] \dot{\rho} + 3\rho(1 - \rho^2) \hat{r} \cdot [\dot{\Theta} \hat{\Theta} + \sin \Theta \dot{\Phi} \hat{\Phi}]. \quad (53)$$

Using eqs.(38) and (49)-(51) we can also write (see Appendix B)

$$D^{\frac{5}{2}} \nabla(f\vec{v}) = 3\rho(1 - \rho^2) \hat{r} \cdot (\hat{\rho} \times \vec{\omega}) + (1 - \rho^2) [-2q_r(1 + \rho^2) + 4q_r\rho_r + 3q_\theta\rho_\theta + 3q_\phi\rho_\phi]. \quad (54)$$

D. Compatibility conditions

At this point we need to specify the vector \vec{q} that will describe the coupling between the oscillators. The natural choice $\vec{q} = \mathbf{K}\vec{p}$, does not work. To see this consider, for instance $\mathbf{K} = K\mathbf{I}$ or $\vec{q} = K\vec{p}$. In this case the last three terms in Eq.(54) become

$$4\rho_r p_r + 3\rho_\theta p_\theta + 3\rho_\phi p_\phi = 3\vec{\rho} \cdot \vec{p} + \rho_r p_r = 3\vec{\rho} \cdot \vec{p} + \rho p \cos \xi \cos \nu \quad (55)$$

and the term $\cos \xi \cos \nu$ has no counterpart in the continuity equation. Chandra et al [1] have a similar problem, that they solve by choosing the exponent of their tentative ansatz function. Here we do not have this freedom. However, there is still a way out, using the invariance of the exact equations under changes in the radial part of \vec{q} . We can cancel the unwanted terms without altering the exact equations of motion if we choose

$$\vec{q} = \left[\mathbf{1} - \frac{1}{4} \hat{r} \hat{r}^\top \right] \mathbf{K}\vec{p} + \beta \hat{r} \quad (56)$$

where $\hat{r} \hat{r}^\top$ is the projection in the radial direction and the coefficient β will be chosen later to ensure consistency of the equations of motion. With this choice Eq.(54) becomes

$$D^{\frac{5}{2}} \nabla(f\vec{v}) = 3\rho(1 - \rho^2) \hat{r} \cdot (\hat{\rho} \times \vec{\omega}) + (1 - \rho^2) \left[-2\beta(1 + \rho^2) + 3\vec{\rho} \cdot (\mathbf{K}\vec{p}) - \frac{3}{2}(1 + \rho^2) \hat{r} \cdot (\mathbf{K}\vec{p}) + 4\beta \hat{r} \cdot \vec{\rho} \right]. \quad (57)$$

E. Equations of motion

The continuity equation for the ansatz function, after multiplying by $D^{5/2}$, is given by

$$\begin{aligned} & [\cos \xi(3 + \rho^2) - \rho(5 - \rho^2)] \dot{\rho} + 3\rho(1 - \rho^2) \hat{r} \cdot [\dot{\Theta} \hat{\Theta} + \sin \Theta \dot{\Phi} \hat{\Phi}] + 3\rho(1 - \rho^2) \hat{r} \cdot (\hat{\rho} \times \vec{\omega}) \\ & - (1 - \rho^2) \left[-2\beta(1 + \rho^2) + 3\vec{\rho} \cdot (\mathbf{K}\vec{p}) - \frac{3}{2}(1 + \rho^2) \hat{r} \cdot (\mathbf{K}\vec{p}) + 4\beta \hat{r} \cdot \vec{\rho} \right] = 0 \end{aligned} \quad (58)$$

We simplify this equation in Appendix C. This leads us to choose

$$\beta = \frac{\vec{\rho} \cdot (\mathbf{K}\vec{p})}{4}. \quad (59)$$

and the final equations of motion become

$$\dot{\vec{\rho}} = \vec{\omega} \times \vec{\rho} + \frac{1}{2}(1 + \rho^2)(\mathbf{K}\vec{p}) - [\vec{\rho} \cdot (\mathbf{K}\vec{p})]\vec{\rho}. \quad (60)$$

From this equation it also follows that

$$\dot{\rho} = \frac{1}{2}(1 - \rho^2)[\hat{\rho} \cdot (\mathbf{K}\vec{p})]. \quad (61)$$

The connection between \vec{p} and $\vec{\rho}$ is given by Eq.(48). Eq.(60) is identical to the equation obtained in [1], but Eq.(48) is not. In our formulation the order parameter $\vec{p}(t)$ is the average over the distribution of natural frequencies of the ansatz parameter $\vec{\rho}(\omega, t)$, just like the 2-dimensional case, whereas the expression in [1] includes an extra integral that depends on the dimension of system. For $D = 2$ both formulations recover the original result in [22].

F. Identical oscillators with symmetric coupling and external forces

If all oscillators have identical natural frequencies, $G(\vec{\omega}) = \delta(\vec{\omega} - \vec{\omega}_0)$, then $\vec{p}(t) = \vec{\rho}(\vec{\omega}_0, t)$. Moreover, if the coupling matrix is diagonal, $\mathbf{K} = K\mathbf{1}$, the order parameter satisfies

$$\dot{\vec{p}} = \vec{\omega}_0 \times \vec{p} + \frac{K}{2}(1 - p^2)\vec{p} \quad \text{and} \quad \dot{p} = \frac{K}{2}(1 - p^2)p. \quad (62)$$

The equilibrium points are $p = 0$, which is stable for $K < 0$ and $p = 1$, stable for $K > 0$. Figure 3 shows the behavior of the order parameter comparing the exact solution, obtained by a simulation with 10000 oscillators, the solution based on our ansatz and the solution for the ansatz proposed in [1], which we call Chandra's solution for short. In this case it is clear that our solution is delayed with respect to the exact (numerical) integration, whereas Chandra's solution is only slightly advanced. Both reach the same equilibrium $p = 1$.

Time dependent external forces can be included making $\mathbf{K} \cdot \vec{p} \rightarrow \mathbf{K} \cdot \vec{p} + \vec{F}$ in Eqs. (56) and (59)-(61). For the case of diagonal coupling matrix this gives

$$\dot{\vec{p}} = \vec{\omega}_0 \times \vec{p} + \left[\frac{K}{2}(1 - p^2) - \vec{p} \cdot \vec{F} \right] \vec{p} + \frac{1}{2}(1 + p^2)\vec{F} \quad (63)$$

and

$$\dot{p} = \frac{1}{2}(1 - p^2)(Kp + \vec{F} \cdot \hat{p}). \quad (64)$$

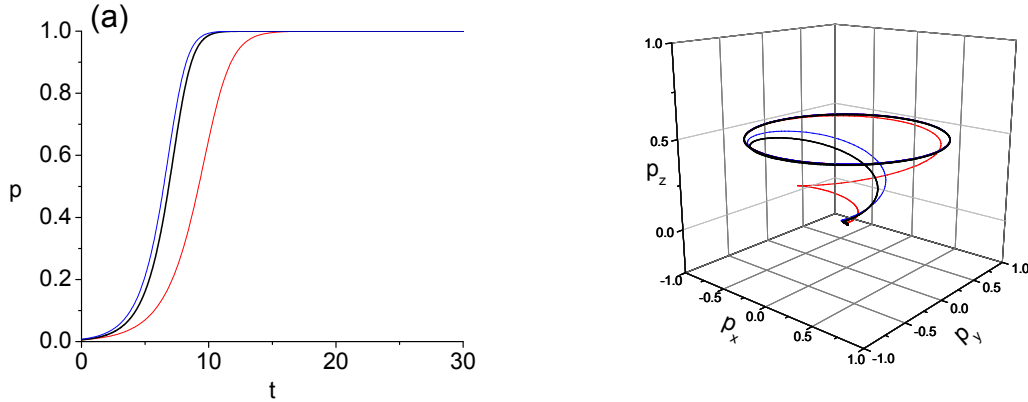


Figure 3. Time evolution of the order parameter for identical oscillators with $\vec{\omega} = \hat{z}$ and $K = 1$. (a) module $p(t)$; (b) evolution on the $p_x - p_y - p_z$ space. Thick black line shows the result of simulations with $N = 10000$ oscillators. Thin red and blue line shows the ansatz solution using our approach and that from [1], respectively.

G. Equilibrium solutions for symmetric coupling

Here we consider equilibrium solutions for $\mathbf{K} = K\mathbf{1}$ but general distributions of natural frequencies. In this case Eqs. (60) and (61) simplify to:

$$\dot{\vec{\rho}} = \vec{\omega} \times \vec{\rho} + \frac{K}{2}[(1 + \rho^2)\vec{p} - 2(\vec{\rho} \cdot \vec{p})\vec{\rho}] \quad \text{and} \quad \dot{\rho} = \frac{K}{2}(1 - \rho^2)(\hat{\rho} \cdot \vec{p}). \quad (65)$$

We first consider the limit $K \rightarrow 0$, or $K = 0^+$. According to Eqs. (65), for $\vec{p} \neq 0$ equilibrium requires $\rho = 1$ and $\hat{\rho}$ parallel to $\hat{\omega}$, i.e., $\vec{\rho} = \pm\hat{\omega}$. However, only one of these solutions is stable. To find out which we make $\vec{\rho} = \pm\hat{\omega} + \delta\vec{\rho}$, or $\rho = 1 + \delta\rho$ and expand the module Eq.(65) to first order to obtain

$$\delta\dot{\rho} = -\frac{K}{2}\delta\rho(\vec{p} \cdot \hat{\rho}). \quad (66)$$

Therefore, for each $\vec{\omega}$ the stable solution is the one for which $\vec{p} \cdot \hat{\rho} > 0$, i.e., the one in the hemisphere defined by the direction of \vec{p} . Setting $\vec{p} = p\hat{z}$ we have for $G(\vec{\omega}) = g(\omega)/4\pi$

$$p = \int G(\vec{\omega})\rho_z d^3\omega = \frac{1}{4\pi} \int_0^{2\pi} d\Phi \int_0^{\pi/2} 2 \sin \Theta \cos \Theta d\Theta = \frac{1}{2}, \quad (67)$$

where the factor 2 comes from the fact that, in the upper hemisphere, the stable solution is $\hat{\rho} = \hat{\omega}$ and in the lower hemisphere it is $\hat{\rho} = -\hat{\omega}$. So when we cross from one hemisphere to another both $\cos(\theta)$ and $\hat{\rho}$ changes signal, making the integral over $0 < \theta < \pi$ symmetrical with respect to $\pi/2$.

For $K \neq 0$ we define the orthonormal set of vectors

$$\begin{aligned}\hat{\xi}_1 &= (\cos \theta \cos \phi, \cos \theta \sin \phi, -\sin \theta) \\ \hat{\xi}_2 &= (-\sin \phi, \cos \phi, 0) \\ \hat{\omega} &= (\sin \theta \cos \phi, \sin \theta \sin \phi, \cos \theta)\end{aligned}\tag{68}$$

and expand $\vec{\rho} = \alpha \hat{\xi}_1 + \beta \hat{\xi}_2 + \gamma \hat{\omega}$.

For $K = 0$ we use $\alpha = \beta = 0$ and $\gamma = 1$, with $0 < \theta < \pi/2$. We again set $\vec{p} = p\hat{z}$ and obtain

$$\vec{p} = -p \sin \theta \hat{\xi}_1 + p \cos \theta \hat{\omega}.\tag{69}$$

Projecting Eq.(60) with $\dot{\vec{\rho}} = 0$ in these directions we obtain

$$\begin{aligned}0 &= -\beta - \bar{K} \sin \theta (1 + \rho^2)/2 - \bar{K} \alpha (-\alpha \sin \theta + \gamma \cos \theta) \\ 0 &= \alpha - \bar{K} \beta (-\alpha \sin \theta + \gamma \cos \theta) \\ 0 &= \bar{K} \cos \theta (1 + \rho^2)/2 - \bar{K} \gamma (-\alpha \sin \theta + \gamma \cos \theta).\end{aligned}\tag{70}$$

where $\rho^2 = \alpha^2 + \beta^2 + \gamma^2$ and $\bar{K} = Kp/\omega$. These equations can be solved analytically:

$$\beta = -\frac{(1 + \bar{K}^2)}{2\bar{K} \sin \theta} \left[1 - \sqrt{1 - \frac{4\bar{K}^2 \sin^2 \theta}{(1 + \bar{K}^2)^2}} \right]\tag{71}$$

$$\alpha = -\sqrt{1 + \beta \left(\frac{1 + \bar{K}^2 \cos^2 \theta}{\bar{K} \sin \theta} \right)}\tag{72}$$

$$\gamma = \frac{\bar{K} \beta}{\alpha} \cos \theta\tag{73}$$

and satisfy $\rho^2 = \alpha^2 + \beta^2 + \gamma^2 = 1$.

For a delta function distribution $G(\vec{\omega}) = \frac{\delta(\omega - \omega_0)}{4\pi\omega^2}$ we find

$$p = \int_0^{\pi/2} \rho_z(\bar{K}, \theta) \sin \theta d\theta \equiv F(\bar{K})\tag{74}$$

where $\rho_z = -\alpha \sin \theta + \gamma \cos \theta$ depends only on $\bar{K} = Kp/\omega_0$ and θ . Once the function $F(\bar{K})$ is calculated numerically, $p(K)$ can be computed in parametric form for $\omega_0 = 1$ as ($p = F(x), K = x/F(x)$). The result is shown in Fig. 4. Equilibrium is found only for $K > 1.5$. For $K < 1.5$ the system converges to a limit cycle, which is well described both by the exact and reduced equations of motion. For $K = 2$ our solution is slightly closer to the exact, whereas Chandra's is advanced, reaching equilibrium before the exact. In both cases

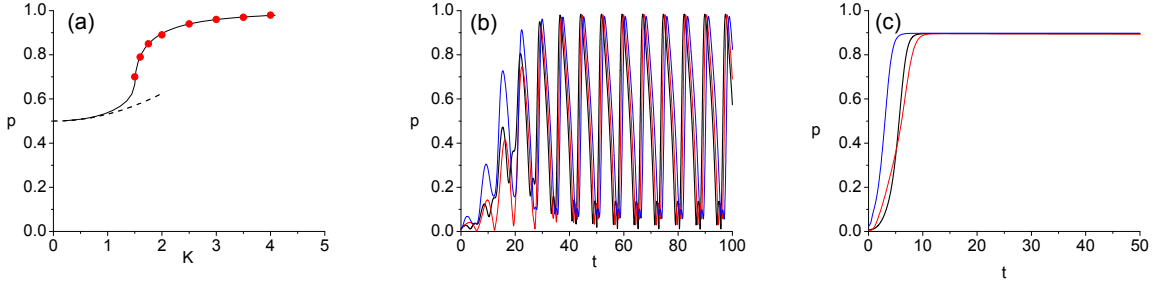


Figure 4. (a) Order parameter as a function of the coupling constant for the uniform angular distribution of natural frequencies and $|\vec{\omega}_i| = 1$. The continuous curve shows the numerical integration from Eq. (74) and the dots the value obtained by integrating the exact equations of motion (31). For $K < 1.5$ the system converges to a limit cycle. The dashed line is the quadratic approximation, Eq.(75). (b) $p(t)$ for $K = 1$; (c) $p(t)$ for $K = 2$. Thin red and blue line shows the ansatz solution using our approach and that from [1], respectively.

the solutions present fluctuations that depend on the (random) initial conditions: every time the equations are integrated a slightly different curve is obtained.

For small K we can obtain analytical expressions expanding Eqs. (73) to second order. We find $\alpha \approx -\bar{K}^2 \sin \theta \cos \theta$, $\beta \approx -\bar{K} \sin \theta$ and $\gamma \approx 1 - (\bar{K}^2/2) \sin^2 \theta$. This gives

$$p = \frac{1}{2} + \frac{K^2 p^2}{8\omega_0^2} \approx \frac{1}{2} + \frac{K^2}{32\omega_0^2}. \quad (75)$$

In the limit of very large coupling $\bar{K} \rightarrow \infty$, on the other hand, we get $\alpha \approx -\sin \theta$, $\beta \approx -\sin \theta / \bar{K}$ and $\gamma \approx \cos \theta$, which gives

$$p = \int_0^{\pi/2} (-\alpha \sin \theta + \gamma \cos \theta) \sin \theta d\theta = \int_0^{\pi/2} \sin \theta d\theta = 1. \quad (76)$$

For the Gaussian distribution $G(\vec{\omega}) = \frac{\sqrt{2}}{\sqrt{\pi}\Delta^{3/2}} e^{-\omega^2/2\Delta^2}$ we have

$$p = \frac{\sqrt{2}}{\sqrt{\pi}\Delta^3} \int_0^{\pi/2} d\theta \sin \theta \int_0^\infty d\omega \omega^2 e^{-\omega^2/2\Delta^2} \rho_z(Kp/\omega, \theta). \quad (77)$$

Changing the integration variable to $\Omega = \omega/Kp$ and setting $\Delta = 1$ we obtain

$$p = \frac{\sqrt{2}}{\sqrt{\pi}} K^3 p^3 \int_0^{\pi/2} d\theta \sin \theta \int_0^\infty d\Omega \Omega^2 e^{-\Omega^2 p^2 K^2/2} \rho_z(1/\Omega, \theta) \equiv H(Kp). \quad (78)$$

Once again the function $H(x)$ can be computed numerically and the parametric curve is given by $(p = H(x), K = x/H(x))$. The result is shown in Fig. 5. For small K we obtain

$$p = \frac{1}{2} + \frac{K^2 p^2}{8\Delta^2} \approx \frac{1}{2} + \frac{K^2}{32\Delta^2}. \quad (79)$$

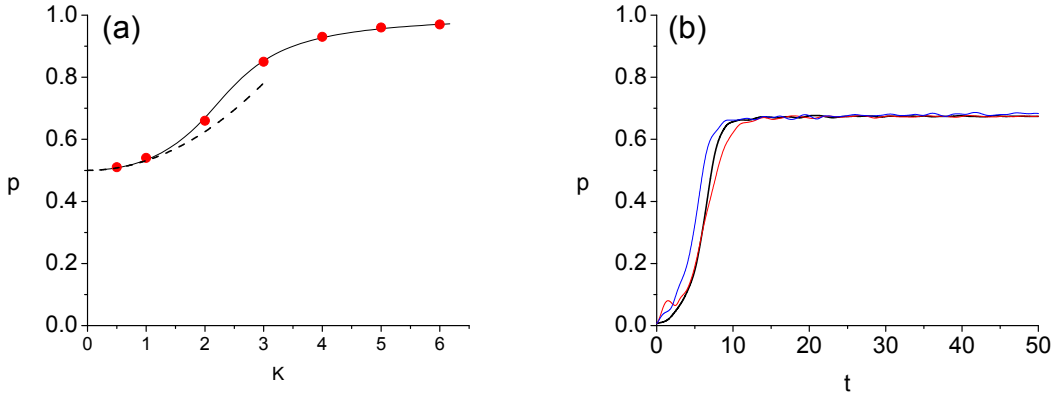


Figure 5. (a) Order parameter as a function of the coupling constant for the Gaussian distribution of natural frequencies with $\Delta = 1$. The continuous curve shows the numerical integration from Eq. (78) and the dots the value obtained by integrating the exact equations of motion (31). The dashed line is the quadratic approximation, Eq.(79). (b) $p(t)$ for $K = 2$. Thin red and blue line shows the ansatz solution using our approach and that from [1], respectively.

IV. CONCLUSIONS

In this paper we studied the problem of dimensional reduction for the Kuramoto model in 2 and 3 dimensions. In 2D we used the ansatz proposed by Ott and Antonsen [22] and solved the equations for the ansatz parameters at equilibrium for arbitrary distributions of natural frequencies, re-deriving Kuramoto expressions near the bifurcation point.

We extended the ansatz to 3D expanding the distribution function in spherical harmonics. The resulting function differs from that obtained by Chandra et al [1] and satisfies the continuity equation only if the coupling term is modified. Our ansatz is connected to a specific choice of the coupling between the oscillators. This modification, however, is only in its radial component, which does not affect the exact equations of motion. The interpretation of the approximate density function is very similar to that in 2D: for $\rho \rightarrow 0$ it describes a uniform distribution over the sphere and for $\rho \rightarrow 1$ it gives a delta function at position (Θ, Φ) . The continuity equation leads to a vector equation for the ansatz parameters that is exactly that obtained in [1]. However, the connection between the ansatz and the order parameter differs and it is simpler in our approach. The relationship we find is the natural extension of the 2D case, where \vec{p} is the integral of $\vec{\rho}$ over $G(\vec{\omega})$, whereas that found in [1]

is more complicated. This might facilitate the analysis of more general systems where the coupling is a full matrix \mathbf{K} or in the presence of external forces.

As applications we consider two types of $G(\vec{\omega})$ consisting of uniform angular distributions with delta or Gaussian distribution of frequency module. In both cases the ansatz equations describe very well the full system and show the first order transition behavior as expected. Curiously, the case of identical oscillators, although agrees exactly at equilibrium, shows a delay in the dynamics, as shown in figure 2. Among the examples we explored, this was the only case where the ansatz in [1] was more accurate than ours.

The complete dimensional reduction is only achieved for the case of identical oscillators. For all other cases we have to solve Eq.(60) together with (48). However, as pointed out in [1], the latter can be solved by Monte Carlo methods, sampling the distribution $G(\vec{\omega})$, which converges fast for most distributions of interest.

Finally, we remark that our ansatz points to an alternative way to treat the Kuramoto model in higher dimensions. It allows us to easily obtain the dynamics of the order parameter and study the behavior at equilibrium for different distributions of oscillator's natural frequencies.

ACKNOWLEDGMENTS

This work was partly supported by FAPESP, grants 2019/2027-5 (MAMA), 2019/24068-0 (ANDB), 2016/01343-7 (ICTP-SAIFR FAPESP) and CNPq, grant 301082/2019-7 (MAMA). We would like to thank Alberto Saa and Jose A. Brum for suggestions and careful reading of this manuscript.

Appendix A: Derivation of the dynamics of ρ in 2D

Rewriting Eq.(21) explicitly as

$$\frac{\partial f}{\partial \rho} \dot{\rho} + \frac{\partial f}{\partial \Phi} \dot{\Phi} + (\omega + q_\phi) \frac{\partial f}{\partial \phi} - f q_r = 0 \quad (\text{A1})$$

and replacing the derivatives we find, after multiplying by D^2 ,

$$\begin{aligned} & -2[2\rho - (1 + \rho^2) \cos \xi] \dot{\rho} - 2\rho_\phi(1 - \rho^2) \dot{\Phi} + \\ & 2\omega(1 - \rho^2)\rho_\phi + 2(1 - \rho^2)(\rho_\phi q_\phi + \rho_r q_r) - (1 - \rho^4)q_r = 0 \end{aligned} \quad (\text{A2})$$

Using $\vec{q} = \mathbf{K}\vec{p}$ and the relations $\rho_\phi = \vec{p} \cdot \hat{\phi} = -\rho\hat{r} \cdot \hat{\Phi}$, $\rho_r = \vec{p} \cdot \hat{r}$ and $\omega\rho_\phi = -\hat{r} \cdot (\vec{\omega} \times \vec{p})$ we can greatly simplify Eq.(A2) to

$$2(1 - \rho^2)\hat{r} \cdot \left[\vec{p} \times \vec{\omega} + \rho\dot{\Phi}\hat{\Phi} + \dot{\rho}\hat{\rho}\frac{(1 + \rho^2)}{1 - \rho^2} - \frac{1}{2}(1 + \rho^2)\mathbf{K}\vec{p} \right] - 4\rho\dot{\rho} + 2(1 - \rho^2)\vec{p} \cdot \mathbf{K}\vec{p} = 0.$$

Adding and subtracting $\dot{\rho}\hat{\rho}$ inside the square brackets we obtain

$$2(1 - \rho^2)\hat{r} \cdot \left[\vec{p} \times \vec{\omega} + \dot{\vec{p}} + \dot{\rho}\hat{\rho}\frac{(2\rho^2)}{1 - \rho^2} - \frac{1}{2}(1 + \rho^2)\mathbf{K}\vec{p} \right] + 4 \left[\frac{1}{2}(1 - \rho^2)(\mathbf{K}\vec{p} \cdot \vec{p}) - \rho\dot{\rho} \right] = 0.$$

Since this equation must hold for all values of \hat{r} each term in the brackets must be zero:

$$\dot{\vec{p}} = \vec{\omega} \times \vec{p} - \dot{\rho}\hat{\rho}\frac{(2\rho^2)}{1 - \rho^2} + \frac{1}{2}(1 + \rho^2)\mathbf{K}\vec{p} \quad (\text{A3})$$

$$\dot{\rho} = \frac{1}{2}(1 - \rho^2)(\mathbf{K}\vec{p} \cdot \hat{\rho}). \quad (\text{A4})$$

Taking the scalar product of the first of these equations with \vec{p} and noting that $\vec{p} \cdot \dot{\vec{p}} = \rho\dot{\rho}$ we can check that the second equation is recovered. Therefore the equations are compatible and we can replace $\dot{\rho}$ given by the second into the first equation to finally obtain

$$\dot{\vec{p}} = \vec{\omega} \times \vec{p} + \frac{1}{2}(1 + \rho^2)\mathbf{K}\vec{p} - (\mathbf{K}\vec{p} \cdot \vec{p})\vec{p}. \quad (\text{A5})$$

Appendix B: Derivation of Eq.(54)

From Eq.(52) we obtain

$$D^{\frac{5}{2}}\frac{\partial f}{\partial t} = [\cos \xi(3 + \rho^2) - \rho(5 - \rho^2)]\dot{\rho} + 3\rho(1 - \rho^2)\hat{r} \cdot [\dot{\Theta}\hat{\Theta} + \sin \Theta\dot{\Phi}\hat{\Phi}] \quad (\text{B1})$$

Using eq.(38) and eqs. (49)-(51) we write

$$\begin{aligned} D^{\frac{5}{2}}\nabla(f\vec{v}) &= -2(1 - \rho^2)q_r D + (\omega_\phi + q_\theta)3\rho(1 - \rho^2)\frac{\partial \cos \xi}{\partial \theta} + \frac{1}{\sin \theta}(-\omega_\theta + q_\phi)3\rho(1 - \rho^2)\frac{\partial \cos \xi}{\partial \phi} \\ &= 3\rho(1 - \rho^2) \left[\omega_\phi \frac{\partial \cos \xi}{\partial \theta} - \frac{\omega_\theta}{\sin \theta} \frac{\partial \cos \xi}{\partial \phi} \right] \\ &+ \left[-2(1 - \rho^2)q_r D + 3\rho(1 - \rho^2)q_\theta \frac{\partial \cos \xi}{\partial \theta} + 3\rho(1 - \rho^2)\frac{q_\phi}{\sin \theta} \frac{\partial \cos \xi}{\partial \phi} \right]. \end{aligned} \quad (\text{B2})$$

The first line contains terms that are independent of the coupling vector \vec{q} . They can be simplified as follows:

$$\omega_\phi \frac{\partial \cos \xi}{\partial \theta} - \frac{\omega_\theta}{\sin \theta} \frac{\partial \cos \xi}{\partial \phi} = \frac{1}{\rho}(\omega_\phi \rho_\theta - \omega_\theta \rho_\phi) = \hat{r} \cdot (\hat{\rho} \times \vec{\omega}). \quad (\text{B3})$$

Finally, using eqs. (49)-(51), the terms containing \vec{q} can be written as

$$\begin{aligned} & -2(1 - \rho^2)q_r D + 3(1 - \rho^2)(q_\theta \rho_\phi + q_\phi \rho_\theta) \\ & = (1 - \rho^2) [-2q_r(1 + \rho^2) + 4q_r \rho_r + 3q_\theta \rho_\theta + 3q_\phi \rho_\phi]. \end{aligned} \quad (\text{B4})$$

Appendix C: Derivation of the dynamics of ρ in 3D

To simplify Eq.(58) we first add $\dot{\rho}\hat{\rho}$ to the middle term of the first line to obtain $3\rho(1 - \rho^2)\hat{r} \cdot \dot{\vec{\rho}}$. We also subtract an equal term to keep the equation unaltered. This gives

$$\begin{aligned} & 3(1 - \rho^2)\hat{r} \cdot [\vec{\omega} \times \vec{\rho} - \dot{\vec{\rho}}] + \dot{\rho} [\rho(5 - \rho^2) - 4\rho^2 \cos \xi] \\ & - (1 - \rho^2) \left[-2\beta(1 + \rho^2) + 3\vec{\rho}(\mathbf{K} \cdot \vec{p}) - \frac{3}{2}(1 + \rho^2)\hat{r} \cdot (\mathbf{K} \cdot \vec{p}) + 4\beta\hat{r} \cdot \vec{p} \right] = 0 \end{aligned} \quad (\text{C1})$$

Next we put all terms containing the angular coordinates \hat{r} together. We obtain

$$\begin{aligned} & 3(1 - \rho^2)\hat{r} \cdot [\vec{\omega} \times \vec{\rho} - \dot{\vec{\rho}} + \frac{1}{2}(1 + \rho^2)(\mathbf{K} \cdot \vec{p}) - \frac{4\beta}{3}\vec{p} - \frac{4}{3(1 - \rho^2)}\rho\dot{\rho}\vec{p}] \\ & + \dot{\rho}\rho(5 - \rho^2) - (1 - \rho^2) [3\vec{\rho} \cdot (\mathbf{K} \cdot \vec{p}) - 2\beta(1 + \rho^2)] = 0 \end{aligned} \quad (\text{C2})$$

This implies that the following equations must be satisfied simultaneously:

$$\dot{\vec{\rho}} = \vec{\omega} \times \vec{\rho} + \frac{1}{2}(1 + \rho^2)(\mathbf{K} \cdot \vec{p}) - \frac{4\beta}{3}\vec{p} - \frac{4}{3(1 - \rho^2)}\rho\dot{\rho}\vec{p} \quad (\text{C3})$$

and

$$\dot{\rho}\rho(5 - \rho^2) = (1 - \rho^2) [3\vec{\rho} \cdot (\mathbf{K} \cdot \vec{p}) - 2\beta(1 + \rho^2)] \quad (\text{C4})$$

Taking the scalar product of (C3) with $\vec{\rho}$ and noting that $\vec{\rho} \cdot \dot{\vec{\rho}} = \rho\dot{\rho}$ we find that equations (C3) and (C4) are compatible only if

$$\beta = \frac{\vec{\rho} \cdot (\mathbf{K} \cdot \vec{p})}{4}. \quad (\text{C5})$$

With this condition (C3) and (C4) become

$$\dot{\vec{\rho}} = \vec{\omega} \times \vec{\rho} + \frac{1}{2}(1 + \rho^2)(\mathbf{K} \cdot \vec{p}) - [\vec{\rho} \cdot (\mathbf{K} \cdot \vec{p})]\vec{\rho} \quad (\text{C6})$$

and

$$\dot{\rho} = \frac{1}{2}(1 - \rho^2)[\hat{\rho} \cdot (\mathbf{K} \cdot \vec{p})]. \quad (\text{C7})$$

-
- [1] Sarthak Chandra, Michelle Girvan, and Edward Ott. Complexity reduction ansatz for systems of interacting orientable agents: Beyond the kuramoto model. *Chaos: An Interdisciplinary Journal of Nonlinear Science*, 29(5):053107, 2019.
- [2] Henrique M Oliveira and Luís V Melo. Huygens synchronization of two pendulum clocks. *arXiv preprint arXiv:1410.7926*, 2014.
- [3] James Pantaleone. Synchronization of metronomes. *American Journal of Physics*, 70(10):992–1000, 2002. doi:10.1119/1.1501118. URL <https://doi.org/10.1119/1.1501118>.
- [4] István Z. Kiss, Yumei Zhai, and John L. Hudson. Resonance clustering in globally coupled electrochemical oscillators with external forcing. *Phys. Rev. E*, 77:046204, Apr 2008. doi:10.1103/PhysRevE.77.046204. URL <https://link.aps.org/doi/10.1103/PhysRevE.77.046204>.
- [5] a. V. Novikov and E. N. Benderskaya. Oscillatory neural networks based on the Kuramoto model for cluster analysis. *Pattern Recognition and Image Analysis*, 24(3):365–371, 2014. ISSN 1054-6618. doi:10.1134/S1054661814030146. URL <http://link.springer.com/10.1134/S1054661814030146>.
- [6] Yoshiki Kuramoto. Self-entrainment of a population of coupled non-linear oscillators. In *International Symposium on Mathematical Problems in Theoretical Physics*, pages 420–422. Springer-Verlag, Berlin/Heidelberg, 1975. doi:10.1007/BFb0013365. URL <http://www.springerlink.com/index/10.1007/BFb0013365>.
- [7] Yoshiki Kuramoto. Chemical Waves. In *Chemical Oscillations, Waves, and Turbulence*, pages 89–110. Springer Berlin Heidelberg, 1984. doi:10.1007/978-3-642-69689-3_6. URL http://www.springerlink.com/index/10.1007/978-3-642-69689-3_{_}6.
- [8] Hyunsuk Hong and Steven H Strogatz. Kuramoto model of coupled oscillators with positive and negative coupling parameters: an example of conformist and contrarian oscillators. *Physical Review Letters*, 106(5):054102, 2011.
- [9] MK Stephen Yeung and Steven H Strogatz. Time delay in the kuramoto model of coupled oscillators. *Physical Review Letters*, 82(3):648, 1999.
- [10] Michael Breakspear, Stewart Heitmann, and Andreas Daffertshofer. Generative models of cortical oscillations: neurobiological implications of the kuramoto model. *Frontiers in human*

- neuroscience*, 4:190, 2010.
- [11] Francisco A. Rodrigues, Thomas K D M Peron, Peng Ji, and Jürgen Kurths. The Kuramoto model in complex networks. *Physics Reports*, 610:1–98, 2016. ISSN 03701573. doi:10.1016/j.physrep.2015.10.008. URL <http://dx.doi.org/10.1016/j.physrep.2015.10.008>.
- [12] Joyce S. Climaco and Alberto Saa. Optimal global synchronization of partially forced kuramoto oscillators. *Chaos: An Interdisciplinary Journal of Nonlinear Science*, 29(7):073115, 2019. doi:10.1063/1.5097847. URL <https://doi.org/10.1063/1.5097847>.
- [13] Jesus Gomez-Gardenes, Sergio Gomez, Alex Arenas, and Yamir Moreno. Explosive synchronization transitions in scale-free networks. *Physical Review Letters*, 106(12):1–4, 2011. ISSN 00319007. doi:10.1103/PhysRevLett.106.128701.
- [14] Peng Ji, Thomas K Dm Peron, Peter J. Menck, Francisco A. Rodrigues, and Jürgen Kurths. Cluster explosive synchronization in complex networks. *Physical Review Letters*, 110(21):1–5, 2013. ISSN 00319007. doi:10.1103/PhysRevLett.110.218701.
- [15] Juan A. Acebrón, L. L. Bonilla, Conrad J Pérez Vicente, Félix Ritort, and Renato Spigler. The Kuramoto model: A simple paradigm for synchronization phenomena. *Reviews of Modern Physics*, 77(1):137–185, 2005. ISSN 00346861. doi:10.1103/RevModPhys.77.137.
- [16] Florian Dörfler and Francesco Bullo. On the critical coupling for kuramoto oscillators. *SIAM Journal on Applied Dynamical Systems*, 10(3):1070–1099, 2011.
- [17] Simona Olmi, Adrian Navas, Stefano Boccaletti, and Alessandro Torcini. Hysteretic transitions in the kuramoto model with inertia. *Physical Review E*, 90(4):042905, 2014.
- [18] Lauren M. Childs and Steven H. Strogatz. Stability diagram for the forced Kuramoto model. *Chaos*, 18(4):1–9, 2008. ISSN 10541500. doi:10.1063/1.3049136.
- [19] Carolina A Moreira and Marcus AM de Aguiar. Global synchronization of partially forced kuramoto oscillators on networks. *Physica A: Statistical Mechanics and its Applications*, 514:487–496, 2019.
- [20] Carolina A Moreira and Marcus AM de Aguiar. Modular structure in c. elegans neural network and its response to external localized stimuli. *Physica A: Statistical Mechanics and its Applications*, 533:122051, 2019.
- [21] Sarthak Chandra, Michelle Girvan, and Edward Ott. Continuous versus discontinuous transitions in the d-dimensional generalized kuramoto model: Odd d is different. *Physical Review*

- X*, 9(1):011002, 2019.
- [22] Edward Ott and Thomas M. Antonsen. Low dimensional behavior of large systems of globally coupled oscillators. *Chaos*, 18(3):1–6, 2008. ISSN 10541500. doi:10.1063/1.2930766.
- [23] Shinya Watanabe and Steven H Strogatz. Constants of motion for superconducting josephson arrays. *Physica D: Nonlinear Phenomena*, 74(3-4):197–253, 1994.
- [24] Charles J. Goebel. Comment on “constants of motion for superconductor arrays”. *Physica D: Nonlinear Phenomena*, 80(1):18 – 20, 1995. ISSN 0167-2789. doi: [https://doi.org/10.1016/0167-2789\(95\)90049-7](https://doi.org/10.1016/0167-2789(95)90049-7). URL <http://www.sciencedirect.com/science/article/pii/0167278995900497>.
- [25] Seth A. Marvel, Renato E. Mirollo, and Steven H. Strogatz. Identical phase oscillators with global sinusoidal coupling evolve by möbius group action. *Chaos: An Interdisciplinary Journal of Nonlinear Science*, 19(4):043104, 2009. doi:10.1063/1.3247089. URL <https://doi.org/10.1063/1.3247089>.
- [26] Takuma Tanaka. Solvable model of the collective motion of heterogeneous particles interacting on a sphere. *New Journal of Physics*, 16, 01 2014. doi:10.1088/1367-2630/16/2/023016.
- [27] Xin Hu, S Boccaletti, Wenwen Huang, Xiyun Zhang, Zonghua Liu, Shuguang Guan, and Choy-Heng Lai. Exact solution for first-order synchronization transition in a generalized kuramoto model. *Scientific reports*, 4(1):1–6, 2014.