

CovidTracker: A comprehensive Covid-related social media dataset for NLP tasks

Richard Plant, Amir Hussain *Senior Fellow, IEEE*

Abstract—The Covid-19 pandemic presented an unprecedented global public health emergency, and concomitantly an unparalleled opportunity to investigate public responses to adverse social conditions. The widespread ability to post messages to social media platforms provided an invaluable outlet for such an outpouring of public sentiment, including not only expressions of social solidarity, but also the spread of misinformation and misconceptions around the effect and potential risks of the pandemic. This archive of message content therefore represents a key resource in understanding public responses to health crises, analysis of which could help to inform public policy interventions to better respond to similar events in future. We present a benchmark database of public social media postings from the United Kingdom related to the Covid-19 pandemic for academic research purposes, along with some initial analysis, including a taxonomy of key themes organised by keyword. This release supports the findings of a research study funded by the Scottish Government Chief Scientists’ Office that aims to investigate social sentiment in order to understand the response to public health measures implemented during the pandemic.

Index Terms—COVID-19, Dataset, NLP, Social networking (online), Twitter, Facebook

I. INTRODUCTION

THE SARS-Cov-2 novel coronavirus popularly known as Covid-19 has provoked a worldwide response since its designation as a worldwide pandemic by the World Health Organisation in March 2020. As of November 2020, almost 45 million cases had been confirmed, with more than 1.1 million deaths reported [1]. While the majority of cases involved mild symptoms including cough, fever, diarrhoea and pain, some affected individuals developed much more acute symptoms, such as pneumonia or kidney failure. Especially vulnerable groups including elderly patients and those suffering multiple co-morbidities proved more susceptible to severe infection, and thus presented a correspondingly higher risk of hospitalisation [2].

The virus has been transmitted between humans primarily through respiratory action, with recent studies predicting the rate of transmission between non-immune carriers at 3.77% [3]. Public health action concentrated on reducing the spread of the virus through travel restrictions, temporary closure of businesses and schools, social distancing guidelines, and the implementation of test-and-trace systems. While there were eventually largely successful efforts to create and distribute vaccine treatments [4]–[7], initial responses to the pandemic involved a great deal of prophylactic measures, including widespread filter mask wearing and surface disinfection.

Much current research has responded to the pandemic by urgently striving to understand and communicate aspects of the social impacts to the public as well as combating pervasive

myths [8], [9], a key role for researchers especially when the public is faced with urgent choices demanding good access to information and the tools to understand potential trade-offs between public health, security, and other social goals [10], [11].

Public health measures designed to restrict the spread of the virus like social distancing—reducing physical contact between people [12], [13]—however led to negative social outcomes, such as the closure of many workplaces [14], restrictions on personal mobility [15], and the closure of schools and universities [16], [17]. These protective measures themselves had profound effects on many aspects of society, including economic [18], [19], social and psychological [20]–[22], and indeed in wider health terms [23].

Under these circumstances, a great deal of public discourse has moved to online social networks [24], [25], presenting an excellent opportunity to gauge the mood and responses of users during a period of exceptional pressure and stress. While this has enabled a large number of people to share their experiences and potentially engage positively with additional sources of social solidarity, we note also the potential for malicious or misinformed commentary, with the additional concerns of increased spread of conspiracy theory, hate speech, and trolling [26].

We present a benchmark dataset drawn from online conversations in the United Kingdom about Covid-19-related topics on social networks, collected during various stages of the pandemic response, between January 2020 and April 2021. It is our hope that open access to this data will spur further research into better informing and understanding public sentiment around the pandemic, as well as helping public health professionals to make informed decisions when implementing.

Our key contributions include:

- We make available a large-scale message dataset drawn from both the Twitter and Facebook social networks during the Covid pandemic, consisting of more than 9.4 million individual posts. This set is designed for use in natural language processing applications, and is available through the Edinburgh Napier University research repository¹.
- In consultation with an expert panel of public health policy analysts and physicians we developed a topic taxonomy to efficiently determine the broad theme of the textual message content, which we use to annotate each message with a marker of discussion subject using a keyword frequency analysis system.

¹<https://www.napier.ac.uk/research-and-innovation/research-search/outputs/covid-19-uk-social-media-dataset-for-public-health-research>

- We present an indicative set of statistics including the most prevalent discussion topics, as well as some key demographics of the user base. This information could prove useful to public health officials when determining public policy responses to future adverse social and health events.

II. RELATED WORK

A number of datasets for natural language processing use extracted from social media activity around the Covid-19 pandemic have previously been published. Among those targeting a much wider geographic lens are Chen et al. [27], which adopts 22 keywords to filter worldwide Twitter messages via the streaming API, resulting in a large multi-lingual unlabelled dataset. Lamsal [28] used a similar approach, filtering with a list of 90 keywords and hashtags, as well as annotating the resultant dataset with sentiment markers. Dimitrov et al. [29] extended this approach by adopting a 268 keyword list through which they filtered the existing large-scale TweetsKB dataset [30]. Two sets that we found particularly of note that were not produced from Twitter are the Weibo-COV dataset [31], extracted from the social network Weibo, and the Instagram dataset compiled by Zarei et al. [32].

In addition to this, multiple smaller datasets have been produced from Twitter encompassing linked niche topics within the broader ambit of Covid-19, including the effects of Hydroxychloroquine [33], and various sources of treatment misinformation [34]. The diffusion of fake news through social media sources in multiple languages was the focus of several dataset releases [35]–[38].

Since the widespread easing of lockdown measures, we note that a number of new or updated datasets have been published by researchers also aiming for our goal of retrospective analysis. Many of these publications are designed for sentiment analysis or topic modelling purposes, including the COVID-Senti [39] and Waheeb et al. [40] datasets. This group also includes some interesting information not previously widely studied, including Cheng et al.’s Government Response Event Dataset [41], a collection of public policy announcements by official bodies which includes a manual coding structure for type, scope, and targeted population or group. Similar data is presented by Desvars-Larrive et al. [42]. A comprehensive listing of the textual datasets available, as well as those including other knowledge modalities, can be found in the review conducted by Shuja et al. [43].

Studies that utilised key social media Covid-related datasets have tended towards classical NLP applications, notably sentiment analysis [44], deployed towards understanding topics such as public reception of contact tracing apps [45], [46], lockdown procedures [47], [48], and the spread and propagation of both accurate and inaccurate information [49], [50]. A novel approach that we found of particular interest involved the differential comparison of sentiment across national, cultural, and language boundaries [51]–[53].

We note the current scholarship around the ethics of releasing the data of participants in social media research without direct consent, especially [54]–[56]. However, we conducted

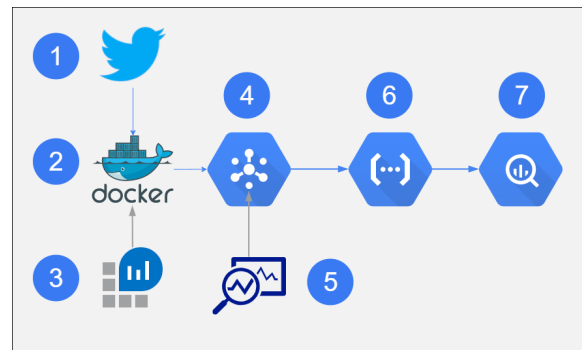


Fig. 1. Block diagram of Twitter collection pipeline
 1. Twitter streaming API 2. Containerised stream listener app
 3. Log management 4. Google Pub/Sub subscription
 5. App monitoring and alerting 6. Google Cloud Function
 7. BigQuery database

a thorough assessment of the privacy risk to individuals posed by our research, and along with complying with social network policies and the relevant sections of the General Data Protection Regulation (GDPR), we believe our research is in the legitimate public interest. We have not shared or published direct tweets or posts by individuals, quotes from individuals or names or locations of users who are not public organisations/entities. We have also striven to comply with best practices for user protection [57], [58], as well as ensuring that no non-public material is included in our dataset.

III. METHODOLOGY

A. Data collection

Our solution demanded that we implement a platform agnostic collection system capable of integrating with multiple data sources. In order to achieve this, our primary data store was determined to be a Google Cloud-hosted BigQuery database, into which we would load all records. We therefore designed our collection modules for individual platforms as independent parts of the architecture, capable of being flexibly swapped in and out as required.

When working with Twitter data, we designed a containerised streaming listener application² that could be deployed quickly on any available host, which would connect to the network endpoint, establish a stream connection with a number of possible pre-selected filters, and consume and log incoming messages constantly. An indicative block diagram of this application can be found in Figure 1. This application was connected to the endpoint on the 23rd of June at 09:38 GMT, and so the set contains messages from this point onwards.

In this study, we harvested messages within our defined regional boundaries, and defined our stream filter parameters to harvest all messages tagged with a geographical location within the United Kingdom³. The Twitter 1.1 API specification in use at the time of development⁴ allowed the use

²<https://github.com/enu-covid-dashboard/gcp-setup>

³Exact bounding box parameters [-6.034129, 49.875160, -0.344459, 61.340529]

⁴See <https://developer.twitter.com/en/docs/twitter-api/v1/tweets/filter-realtime/api-reference/post-statuses-filter>

of bounding box location filters only, and only returns Tweets that have been tagged with Place information derived from the "fine-grained location" permission enabled by users.

Building on previous work [59], [60], we determined the best solution in order to build a low-latency message queuing and ingestion system was via Google Cloud Pub/Sub, through which we sent the extracted post fields to a Cloud Function written in Python that cleaned and sequenced the data into our preferred format, before inserting it into a BigQuery database. See Table I for details of the fields included in the imported data.

Platform	Field Name	Data Type
Twitter	Message ID	Integer
	Date Created	Datetime
	Message Text	String
	Location (nearest Place)	String
Facebook	Crowdtangle Post ID	String
	Created Date	Datetime
	Message Text	String
	Description Text	String
	Engagement Stats (likes, reacts, etc.)	Integer

TABLE I
INPUT DATA FORMATS

We gained access to Facebook data through the Crowdtangle platform⁵, a Facebook-owned venture which allows access to public post and group data through both visual dashboard tools and an API. In order to harvest Covid-related material, we manually curated lists of important groups, pages and profiles through the web interface. These lists were sorted into both Scotland-only and UK-wide.

A scheduled script⁶ was set up to connect to the API, retrieve all lists attached to the project dashboard, retrieve all posts made by lists members during the preceding 24 hours, then directly upload the results to the BigQuery database. Unfortunately, the lack of a streaming interface precludes near-real-time updates, but this frequency of updates was judged to be acceptable by the project team. Since Facebook posts were available for archive retrieval, we collected posts beginning from the 1st of January 2020 at 00:01 GMT.

We extracted a total of 4,865,020 messages from Twitter between the 23rd of July 2020 and the 12th of March 2021, and a total of 4,564,753 Facebook posts between January 1st 2020 and April 27th 2021.

B. Processing

Pre-processing for data was limited to the removal of line ending characters (\n and \r), as well as annotation with a theme ID determined by keyword frequency analysis, drawn from a pre-determined list of themes and keywords. Any messages that could not have a theme label applied to them

were tagged with a valence marker that ensured they would not be entered for further analysis, and have not been published in the released dataset.

ID	Theme	Tweets	Facebook posts
1	Test & Protect	30,591	40,044
2	Shielding	605,709	563,038
3	Care homes	14,445	38,758
4	Covid survivors	85,243	176,056
5	Resumption of health services	24,930	84,532
6	Mental health & loneliness	469,374	351,388
7	Trust in Scottish Government	40,531	24,513
8	Routemap to exit lockdown	810,092	455,360
9	Impact on BAME population	352,224	129,883
10	Inequalities	84,940	63,522
11	Community cohesion/solidarity	431,846	205,626
12	Education	116,807	104,203
13	Environment	26,868	35,855
14	Quality of life	36,126	74,171
15	Social/Family	417,390	522,833
16	Leisure/Entertainment	172,973	292,409
17	Travel	52,149	78,028
18	Business restrictions	14,276	25,317
19	Work	145,113	128,619
20	Hygiene	50,405	62,532
21	Shopping	84,920	311,620
22	Unemployment	652,862	443,499
23	Business growth	36,630	221,613
24	Security	86,303	83,642
25	Other	22,273	47,692
Total		4,865,020	4,564,753

TABLE II
THEME NAMES WITH ASSOCIATED ID NUMBERS

A set of priority COVID-19 themes and keywords was developed in close consultation with public health policy domain experts, led by the Covidtracker project co-Lead, Prof Sheikh at Edinburgh University (member of the Scottish Government's CMO COVID-19 Advisory Group), for potential integration into the Scottish Government framework for decision making. The latter is a policy document setting out the key focus of public health and decision-making bodies when dealing with the pandemic. The COVID-19 themes were also updated in light of public engagement exercises conducted by the government in order to derive priority topics of greatest public interest [61]. A full list of the keywords used to filter for each theme can be found in Table III.

An indication of how many messages are tagged with each topic ID is displayed in Table II, and as a proportion in Figures 2 and 3. The ratio of themes is similar for each platform, with themes 2,15, and 22 (shielding, social life, unemployment) representing large sections of the discourse, while interesting themes 8, 9, and 11 (ending lockdown,

⁵<https://www.crowdtangle.com/>

⁶<https://github.com/enu-covid-dashboard/cwd-ingest>

ID	Keyword/Topic/Idea
1	TTI, isolate, test trace, test protect, contact tracing, covid testing, self isolation, 14 day isolation, r number
2	vulnerable, shielding, high risk, elderly, disability, shielded getting out
3	care home, old people home, nursing home, residential care, retirement home
4	survivor, post-covid lethargy, deaths, long covid, long haulers, recover
5	reopen NHS, reopen hospital, reopen GP surgeries, resume dental, reopen dental, non emergency procedure, dentist, health service, routine care, NHS capacity, mammogram, smear test, breast scan, bowel screening, reduction accidents, reduction in viral infections, reduction asthma, blood donations, pregnancy support, non-covid health
6	depression, anxiety, mood, mental health, wellbeing, lonely, loneliness, social isolation, suicide, self harm, insomnia
7	Scotland, Scottish, Scots, Scot Gov, SNP, SG approach, devolved administrations, Nicola Sturgeon, First Minister, Holyrood
8	lockdown, restriction, measures, phase, routemap, mandatory quarantine, guideline, guidance, advice, enforce rules, suppress virus, tackling virus, exit strategy, public compliance, civil liberties, enforcement, freedom, herd immunity, human rights, law, legislation, mass gathering, scientific advice, timeline, circuit breaker
9	racism, ethnicity, minority, ethnicity outcomes, BAME, BME, black, non-white, discrimination, prejudice, disparities, bias, religion, Moslem, Muslim, Islam, Sikh, Hindu, Asian, Indian, Pakistani, Bangladeshi, South Asian, Chinese, Caribbean, Mixed, Multiple, South East Asian, Middle Eastern, Arab, African, Black Caribbean, Black African, Jewish, Jews, ethnic minorities, racial inequality, black ethnic minorities, migrant workforce, xenophobia, hate crime
10	inequalities, rich, well-off, wealthy, working class, homeless, homelessness, poverty, less fortunate, healthy over 70s, older adults, equality, rural communities, digital equality, universal broadband, broadband access, broadband connectivity, vulnerable children, vulnerable families, vulnerable households, vulnerable communities, fair ethical, gender
11	increase xenophobia, crime rate, social stigma, increase racism, community support, increase volunteering, collective solidarity, togetherness, help neighbour, community spirit, rainbows in windows
12	education, school, home schooling, teaching, blended learning, remote learning, online learning, student, pupil, teachers, virtual classes, class size, nursery, university, additional needs children, special needs child, exam
13	pollution, reduction traffic, green economy, green recovery, waste management, climate impact, environment impact, environment effect, nature impact, nature effect, sustainability, plastic waste, wildlife
14	outdoor exercise, family time, quality of life, life balance, new normal, long term impact, social distancing, stay home
15	visit household, meet household, extended household, gathering, bubble, family visit, family life, social life, social contact, meet friend, see friend, see loved ones, wedding, marriage ceremony, civil partnership, divorce, childcare, places of worship, child adoption, child fostering, domestic abuse, funeral, pets
16	gym, golf, tennis, camping, swimming pool, motorcycling, hill-walking, outdoor activities, indoor activities, running, eating out, exercise, fishing, hospitality, horse riding, personal services, haircut, beauty treatment, facial, massage, cinema
17	drive to exercise, car journeys, holiday plans, holiday abroad, caravan site, visit second home, self-catering, camping, hotel, public transport, travel, tourism, border control, border check, plane, airport, bus, tram, train, air bridge
18	garden centre, barber, hairdresser, beauty salon, recycling centre, property market, construction work, construction site, pub, business damage, cafe, restaurant, shop, retail, shopping centers, nightclub, music venue, theater, concert, business re-opening, body piercing, dog grooming, soft play centre, small business, business restriction, curfew
19	home working, work from home, remote work, office work, key worker, healthcare worker, workplace, employees, early retirement, self employed
20	handwashing, sanitiser, mask, face covering, facial covering, PPE, public hygiene, hygiene standards, hand hygiene
21	cashless, contactless, online shopping, home delivery, supermarkets, shopping trip, shopping habits, high street shops
22	job loss, unemployed, unemployment, made redundant, jobseeker, benefits, furlough, social security, dole, economic uncertainty, basic income, universal credit, deprivation, low income
23	economic recovery, business support, economy, economic impact, business recovery, sector, industry
24	points system, renew, security risk, service return, statistics, transition, transition arrangements

TABLE III
THEME IDS WITH LIST OF FILTER KEYWORDS

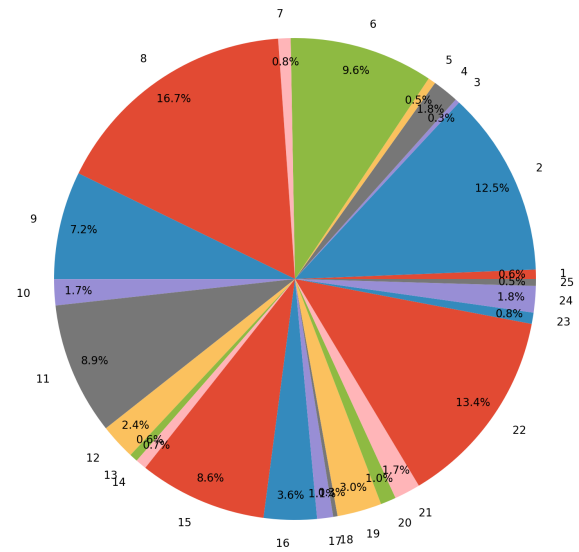


Fig. 2. Proportion of each theme in Twitter messages

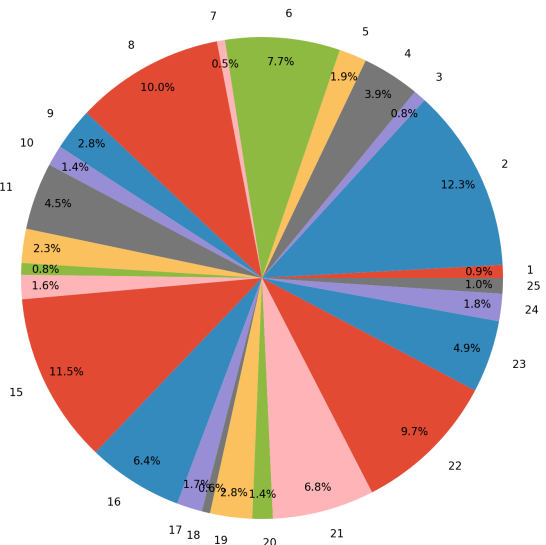


Fig. 3. Proportion of each theme in Facebook posts

BAME issues, community solidarity) are much more prevalent as a proportion of Twitter messages. This may indicate a differential in the demographic makeup and prevalent concerns of users of the two platforms [62].

IV. DATASET FEATURES

A. Publication and Hydration

In order to comply with network policies for researchers conducting data collection via the Twitter [63] and Crowdtangle [64] platforms, we are able to share only the IDs of material that we collected. This precludes us from sharing the location or text of our collected posts directly.

V. CONCLUSION

In this work, we have presented the outlines of an extensive dataset of social media messages related to the Covid-19 pandemic gathered from users in the United Kingdom from the earliest days of awareness of the disease until after widespread availability of effective vaccines. We have included millions of postings from the two most popular social networks among British users, Twitter and Facebook. Along with providing a rich source of data for multi-modal analyses of public responses to various phases of the crisis, we have also provided a framework for analysing the topics of discussion through keyword analysis conducted with physicians and public policy officials. To facilitate further research, and to promote the goal of further understanding public responses to help engender a more efficient and effective set of public health policies in future, we are releasing this information to the community.

VI. FURTHER WORK

As detailed in recent research [65], [66], more attention should be directed towards social media platforms as important resources for understanding the dissemination and response to public health policy and messaging. In addition to helping drive efforts to combat the 'infodemic' of misinformation that could contribute to negative personal and social decision-making around health topics such as vaccine hesitancy [67], [68], leveraging social media could lead to increased efficacy of health advocacy and involvement of under-represented populations [69].

Previous research which used parts of this dataset has involved both vaccine attitude analysis addressing early-stage (March-November 2020) optimism and concern over vaccine development [70], and characterization of the nature and frequency of later vaccine mentions in the United Kingdom, in an attempt to better understand vaccine hesitancy trends [71]. These studies used sentiment-based approaches to derive useful findings for public health communications, including that Twitter texts appear to be more likely than Facebook posts to include a negative bias against vaccine uptake, although the absolute ratio of sentiments across the vaccine rollout campaign remained highly positive. In terms of vaccine hesitancy and side effects, the study found that injection-site and short term reactions (pain, redness, swelling, fever, headache) were the most often mentioned, while mentions of blood clots appeared to correlate with press coverage of the AstraZeneca vaccine.

REFERENCES

- [1] World Health Organization, "Weekly Operational Update on COVID-19 30 October 2020," 2020, pages: 1-10 Issue: October ISSN: 0889-4655. [Online]. Available: <https://www.who.int/publications/m/item/weekly-operational-update--30-october-2020>
- [2] C. Sohrabi, Z. Alsafi, N. O'Neill, M. Khan, A. Kerwan, A. Al-Jabir, C. Iosifidis, and R. Agha, "World Health Organization declares global emergency: A review of the 2019 novel coronavirus (COVID-19)," *International Journal of Surgery (London, England)*, vol. 76, pp. 71–76, Apr. 2020. [Online]. Available: <https://www.ncbi.nlm.nih.gov/pmc/articles/PMC7105032/>
- [3] S. Wang, B. Kang, J. Ma, X. Zeng, M. Xiao, J. Guo, M. Cai, J. Yang, Y. Li, X. Meng, and B. Xu, "A deep learning algorithm using CT images to screen for Corona virus disease (COVID-19)," *European Radiology*, vol. 31, no. 8, pp. 6096–6104, Aug. 2021. [Online]. Available: <https://doi.org/10.1007/s00330-021-07715-1>
- [4] A. Bakovic, K. Risner, N. Bhalla, F. Alem, T. L. Chang, W. Weston, J. A. Harness, and A. Narayanan, "Brilacidin, a COVID-19 Drug Candidate, Exhibits Potent In Vitro Antiviral Activity Against SARS-CoV-2," *bioRxiv*, p. 2020.10.29.352450, Oct. 2020, publisher: Cold Spring Harbor Laboratory. [Online]. Available: <https://doi.org/10.1101/2020.10.29.352450>
- [5] E. E. Walsh, R. Frenck, A. R. Falsey, N. Kitchin, J. Absalon, A. Gurtman, S. Lockhart, K. Neuzil, M. J. Mulligan, R. Bailey, K. A. Swanson, P. Li, K. Koury, W. Kalina, D. Cooper, C. Fontes-Garfias, P.-Y. Shi, O. Tureci, K. R. Thompkins, K. E. Lyke, V. Raabe, P. R. Dormitzer, K. U. Jansen, U. Sahin, and W. C. Gruber, "RNA-Based COVID-19 Vaccine BNT162b2 Selected for a Pivotal Efficacy Study," *medRxiv : the preprint server for health sciences*, p. 2020.08.17.20176651, Aug. 2020, publisher: Cold Spring Harbor Laboratory Press. [Online]. Available: <http://www.ncbi.nlm.nih.gov/pubmed/32839784>
- [6] J. Sadoff, M. Le Gars, G. Shukarev, D. Heerwegh, C. Truyers, A. M. de Groot, J. Stoop, S. Tete, W. Van Damme, I. Leroux-Roels, P.-J. Berghmans, M. Kimmel, P. Van Damme, J. De Hoon, W. Smith, K. Stephenson, D. Barouch, S. De Rosa, K. Cohen, J. McElrath, E. Cormier, G. Scheper, J. Hendriks, F. Struyf, M. Dougouih, J. Van Hoof, and H. Schuitemaker, "Safety and immunogenicity of the Ad26.COV2.S COVID-19 vaccine candidate: interim results of a phase 1/2a, double-blind, randomized, placebo-controlled trial," *medRxiv*, vol. 985871, p. 2020.09.23.20199604, Sep. 2020, publisher: Cold Spring Harbor Laboratory Press. [Online]. Available: <https://doi.org/10.1101/2020.09.23.20199604>
- [7] S. Mazumder, R. Rastogi, A. Undale, K. Arora, M. Arora, B. Pratim, D. Kumar, A. Joseph, B. Mali, V. B. Arya, S. Kalyanaraman, A. Mukherjee, A. Gupta, S. Potdar, S. Sourav, D. Roy, J. Parashar, K. Paliwal, A. Singh, A. Naqvi, K. Srivastava, D. Singh, S. Kumar, S. Bansal, I. Rautray, P. Singh, B. Fengade, M. Kumar, K. Saini, R. Jain, P.-U. Gupta, and K. . Kumar, "PRAK-03202: A triple antigen VLP vaccine candidate against SARS CoV-2," *bioRxiv*, p. 2020.10.30.360115, Oct. 2020, publisher: Cold Spring Harbor Laboratory. [Online]. Available: <https://doi.org/10.1101/2020.10.30.360115>
- [8] S. Yang, J. Jiang, A. Pal, K. Yu, F. Chen, and S. Yu, "Analysis and Insights for Myths Circulating on Twitter during the COVID-19 Pandemic," *IEEE Open Journal of the Computer Society*, pp. 1–1, Oct. 2020, publisher: Institute of Electrical and Electronics Engineers (IEEE).
- [9] N. Gozzi, M. Tizzani, M. Starnini, F. Ciulla, D. Paolotti, A. Panisson, and N. Perra, "Collective Response to Media Coverage of the COVID-19 Pandemic on Reddit and Wikipedia: Mixed-Methods Analysis," *Journal of Medical Internet Research*, vol. 22, no. 10, p. e21597, Jun. 2020, arXiv: 2006.06446. [Online]. Available: <http://arxiv.org/abs/2006.06446>
- [10] T. Li, Jackie, Yang, C. Faklaris, J. King, Y. Agarwal, L. Dabbish, and J. I. Hong, "Decentralized is not risk-free: Understanding public perceptions of privacy-utility trade-offs in COVID-19 contact-tracing apps," *arXiv preprint*, May 2020, arXiv: 2005.11957. [Online]. Available: <http://arxiv.org/abs/2005.11957>
- [11] X. Pei and D. Mehta, "#Coronavirus or #Chinesevirus?: Understanding the negative sentiment reflected in Tweets with racist hashtags across the development of COVID-19," *arXiv*, May 2020, arXiv: 2005.08224. [Online]. Available: <http://arxiv.org/abs/2005.08224>
- [12] H. S. Badr, H. Du, M. Marshall, E. Dong, M. M. Squire, and L. M. Gardner, "Association between mobility patterns and COVID-19 transmission in the USA: a mathematical modelling study," *The Lancet Infectious Diseases*, vol. 20, no. 11, pp. 1247–1254, Nov. 2020, publisher: Lancet Publishing Group. [Online]. Available: www.thelancet.com/infection
- [13] T. VoPham, M. Weaver, J. Hart, M. Ton, E. White, and P. Newcomb, "Effect of social distancing on COVID-19 incidence and mortality in the US," *medRxiv preprint*, p. 2020.06.10.20127589, Jun. 2020, publisher: Cold Spring Harbor Laboratory Press. [Online]. Available: <https://doi.org/10.1101/2020.06.10.20127589>
- [14] A. Noguchi, "The Economic Costs of Containing a Pandemic," *SSRN Electronic Journal*, Jun. 2020, arXiv: 2006.11750. [Online]. Available: <http://arxiv.org/abs/2006.11750>
- [15] G. Bonaccorsi, F. Pierri, M. Cinelli, A. Flori, A. Galeazzi, F. Porcelli, A. L. Schmidt, C. M. Valensise, A. Scala, W. Quattrocchi, and F. Pammolli, "Economic and social consequences of human mobility restrictions under COVID-19," *Proceedings of the National Academy of Sciences of the United States of America*, vol. 117, no. 27, pp. 15530–

- 15 535, Apr. 2020, arXiv: 2004.05455 Publisher: National Academy of Sciences. [Online]. Available: <http://arxiv.org/abs/2004.05455>
- [16] R. Bahl, N. Eikmeier, A. Fraser, M. Junge, F. Keesing, K. Nakahata, and L. Z. Wang, "Modeling COVID-19 Spread in Small Colleges," *arXiv preprint*, Aug. 2020, arXiv: 2008.09597. [Online]. Available: <http://arxiv.org/abs/2008.09597>
- [17] H. B. Stage, J. Shingleton, S. Ghosh, F. Scarabel, L. Pellis, and T. Finnie, "Shut and re-open: the role of schools in the spread of COVID-19 in Europe," *arXiv preprint*, Jun. 2020, arXiv: 2006.14158. [Online]. Available: <http://arxiv.org/abs/2006.14158>
- [18] M. Nicola, Z. Alsafi, C. Sohrabi, A. Kerwan, A. Al-Jabir, C. Iosifidis, M. Agha, and R. Agha, "The socio-economic implications of the coronavirus pandemic (COVID-19): A review," *International Journal of Surgery (London, England)*, vol. 78, pp. 185–193, Jun. 2020. [Online]. Available: <https://www.ncbi.nlm.nih.gov/pmc/articles/PMC7162753/>
- [19] P. Deb, D. Furceri, J. D. Ostry, and N. Tawk, "The Economic Effects of COVID-19 Containment Measures," *Open Economies Review*, vol. 33, no. 1, pp. 1–32, Feb. 2022. [Online]. Available: <https://doi.org/10.1007/s11079-021-09638-2>
- [20] B. Marroquín, V. Vine, and R. Morgan, "Mental health during the COVID-19 pandemic: Effects of stay-at-home policies, social distancing behavior, and social resources," *Psychiatry Research*, vol. 293, p. 113419, Nov. 2020. [Online]. Available: <https://www.sciencedirect.com/science/article/pii/S0165178120315419>
- [21] C. Buzzi, M. Tucci, R. Ciprandi, I. Brambilla, S. Caimmi, G. Ciprandi, and G. L. Marseglia, "The psycho-social effects of COVID-19 on Italian adolescents' attitudes and behaviors," *Italian Journal of Pediatrics*, vol. 46, no. 1, p. 69, May 2020. [Online]. Available: <https://doi.org/10.1186/s13052-020-00833-4>
- [22] M. Alradhawi, N. Shubber, J. Sheppard, and Y. Ali, "Effects of the COVID-19 pandemic on mental well-being amongst individuals in society- A letter to the editor on "The socio-economic implications of the coronavirus and COVID-19 pandemic: A review";," *International Journal of Surgery (London, England)*, vol. 78, pp. 147–148, Jun. 2020. [Online]. Available: <https://www.ncbi.nlm.nih.gov/pmc/articles/PMC7198428/>
- [23] M. Douglas, S. V. Katikireddi, M. Taulbut, M. McKee, and G. McCartney, "Mitigating the wider health effects of covid-19 pandemic response," *BMJ*, vol. 369, p. m1557, Apr. 2020, publisher: British Medical Journal Publishing Group Section: Analysis. [Online]. Available: <https://www.bmj.com/content/369/bmj.m1557>
- [24] P. Wicke and M. M. Bolognesi, "Framing COVID-19: How we conceptualize and discuss the pandemic on Twitter," *PLoS ONE*, vol. 15, no. 9 October, Apr. 2020, arXiv: 2004.06986 Publisher: Public Library of Science. [Online]. Available: <http://arxiv.org/abs/2004.06986>
- [25] K. Kousha and M. Thelwall, "COVID-19 publications: Database coverage, citations, readers, tweets, news, Facebook walls, Reddit posts," *Quantitative Science Studies*, vol. 1, no. 3, pp. 1068–1091, Apr. 2020, arXiv: 2004.10400 Publisher: MIT Press - Journals. [Online]. Available: <http://arxiv.org/abs/2004.10400>
- [26] E. Ferrara, S. Cresci, and L. Luceri, "Misinformation, manipulation, and abuse on social media in the era of COVID-19," *Journal of Computational Social Science*, vol. 3, no. 2, pp. 271–277, Nov. 2020. [Online]. Available: <https://doi.org/10.1007/s42001-020-00094-5>
- [27] E. Chen, K. Lerman, and E. Ferrara, "Tracking Social Media Discourse About the COVID-19 Pandemic: Development of a Public Coronavirus Twitter Data Set," *JMIR Public Health and Surveillance*, vol. 6, no. 2, p. e19273, Mar. 2020, arXiv: 2003.07372 Publisher: JMIR Publications Inc. [Online]. Available: <http://arxiv.org/abs/2003.07372>
- [28] J. Rabindra Lamsal (School of Computer and Systems Sciences, "CORONAVIRUS (COVID-19) TWEETS DATASET," 2020. [Online]. Available: <https://ieee-dataport.org/open-access/coronavirus-covid-19-tweets-dataset>
- [29] D. Dimitrov, E. Baran, P. Fafalios, R. Yu, X. Zhu, M. Zloch, and S. Dietze, "TweetsCOVID19 – A Knowledge Base of Semantically Annotated Tweets about the COVID-19 Pandemic," in *Proceedings of the 29th ACM International Conference on Information & Knowledge Management*. ACM, Jun. 2020, arXiv: 2006.14492. [Online]. Available: <http://arxiv.org/abs/2006.14492>
- [30] P. Fafalios, V. Iosifidis, E. Ntoutsis, and S. Dietze, "TweetsKB: A Public and Large-Scale RDF Corpus of Annotated Tweets," in *ESWC 2018: The Semantic Web*, Oct. 2018, arXiv: 1810.10308. [Online]. Available: <http://arxiv.org/abs/1810.10308>
- [31] Y. Hu, H. Huang, A. Chen, and X.-L. Mao, "Weibo-COV: A Large-Scale COVID-19 Social Media Dataset from Weibo," *arXiv preprint*, May 2020, arXiv: 2005.09174. [Online]. Available: <http://arxiv.org/abs/2005.09174>
- [32] K. Zarei, R. Farahbakhsh, N. Crespi, and G. Tyson, "A First Instagram Dataset on COVID-19," *arXiv preprint*, Apr. 2020, arXiv: 2004.12226. [Online]. Available: <http://arxiv.org/abs/2004.12226>
- [33] E. C. Mutlu, T. Oghaz, J. Jasser, E. Tutunculer, A. Rajabi, A. Tayebi, O. Ozmen, and I. Garibay, "A Stance Data Set on Polarized Conversations on Twitter about the Efficacy of Hydroxychloroquine as a Treatment for COVID-19," *Data in Brief*, p. 106401, Oct. 2020, arXiv: 2009.01188 Publisher: Elsevier BV.
- [34] A. Dharawat, I. Lourentzou, A. Morales, and C. Zhai, "Drink bleach or do what now? Covid-HeRA: A dataset for risk-informed health decision making in the presence of COVID19 misinformation," *arXiv preprint*, Oct. 2020, arXiv: 2010.08743. [Online]. Available: <http://arxiv.org/abs/2010.08743>
- [35] P. Patwa, S. Sharma, S. Pykl, V. Guptha, G. Kumari, M. S. Akhtar, A. Ekbal, A. Das, and T. Chakraborty, "Fighting an Infodemic: COVID-19 Fake News Dataset," in *Combating Online Hostile Posts in Regional Languages during Emergency Situation*, ser. Communications in Computer and Information Science, T. Chakraborty, K. Shu, H. R. Bernard, H. Liu, and M. S. Akhtar, Eds. Cham: Springer International Publishing, 2021, pp. 21–29.
- [36] J. Kim, J. Aum, S. Lee, Y. Jang, E. Park, and D. Choi, "FibVID: Comprehensive fake news diffusion dataset during the COVID-19 period," *Telematics and Informatics*, vol. 64, p. 101688, Nov. 2021. [Online]. Available: <https://www.sciencedirect.com/science/article/pii/S0736585321001271>
- [37] C. Yang, X. Zhou, and R. Zafarani, "CHECKED: Chinese COVID-19 fake news dataset," *Social Network Analysis and Mining*, vol. 11, no. 1, p. 58, Jun. 2021. [Online]. Available: <https://doi.org/10.1007/s13278-021-00766-8>
- [38] K. Hayawi, S. Shahriar, M. A. Serhani, I. Taleb, and S. S. Mathew, "ANTI-Vax: a novel Twitter dataset for COVID-19 vaccine misinformation detection," *Public Health*, vol. 203, pp. 23–30, Feb. 2022. [Online]. Available: <https://www.sciencedirect.com/science/article/pii/S0033350621004534>
- [39] U. Naseem, I. Razzak, M. Khushi, P. W. Eklund, and J. Kim, "COVID-Senti: A Large-Scale Benchmark Twitter Data Set for COVID-19 Sentiment Analysis," *IEEE Transactions on Computational Social Systems*, vol. 8, no. 4, pp. 1003–1015, Aug. 2021, conference Name: IEEE Transactions on Computational Social Systems.
- [40] S. A. Waheeb, N. A. Khan, and X. Shang, "Topic Modeling and Sentiment Analysis of Online Education in the COVID-19 Era Using Social Networks Based Datasets," *Electronics*, vol. 11, no. 5, p. 715, Jan. 2022, number: 5 Publisher: Multidisciplinary Digital Publishing Institute. [Online]. Available: <https://www.mdpi.com/2079-9292/11/5/715>
- [41] C. Cheng, J. Barceló, A. S. Hartnett, R. Kubinec, and L. Messerschmidt, "COVID-19 Government Response Event Dataset (CoronaNet v.1.0)," *Nature Human Behaviour*, vol. 4, no. 7, pp. 756–768, Jul. 2020, number: 7 Publisher: Nature Publishing Group. [Online]. Available: <https://www.nature.com/articles/s41562-020-0909-7>
- [42] A. Desvars-Larrive, E. Dervic, N. Haug, T. Niederkrotenthaler, J. Chen, A. Di Natale, J. Lasser, D. S. Gliga, A. Roux, J. Sorger, A. Chakraborty, A. Ten, A. Dervic, A. Pacheco, A. Jurczak, D. Cserjan, D. Lederhilger, D. Bulska, D. Berishaj, E. F. Tames, F. S. Álvarez, H. Takriti, J. Korbel, J. Reddish, J. Grzymała-Moszczyńska, J. Stangl, L. Hadziavdic, L. Stoeger, L. Gooriah, L. Geyrhofer, M. R. Ferreira, M. Bartoszek, R. Vierlinger, S. Holder, S. Haberfellner, V. Ahne, V. Reisch, V. D. P. Servedio, X. Chen, X. M. Pocasangre-Orellana, Z. Garncares, D. Garcia, and S. Thurner, "A structured open dataset of government interventions in response to COVID-19," *Scientific Data*, vol. 7, no. 1, p. 285, Aug. 2020, number: 1 Publisher: Nature Publishing Group. [Online]. Available: <https://www.nature.com/articles/s41597-020-00609-9>
- [43] J. Shuja, E. Alanazi, W. Alasmay, and A. Alashaikh, "COVID-19 open source data sets: a comprehensive survey," *Applied Intelligence (Dordrecht, Netherlands)*, vol. 51, no. 3, pp. 1296–1325, 2021. [Online]. Available: <https://www.ncbi.nlm.nih.gov/pmc/articles/PMC7503433/>
- [44] K. Chakraborty, S. Bhattacharyya, and R. Bag, "A Survey of Sentiment Analysis from Social Media Data," *IEEE Transactions on Computational Social Systems*, vol. 7, no. 2, pp. 450–464, Apr. 2020, conference Name: IEEE Transactions on Computational Social Systems.
- [45] K. Cresswell, A. Tahir, Z. Sheikh, Z. Hussain, A. D. Hernández, E. Harrison, R. Williams, A. Sheikh, and A. Hussain, "Understanding Public Perceptions of COVID-19 Contact Tracing Apps: Artificial Intelligence-Enabled Social Media Analysis," *Journal of Medical Internet Research*, vol. 23, no. 5, p. e26618, May 2021, company: Journal of Medical Internet Research Distributor: Journal of Medical Internet Research Institution: Journal of Medical Internet Research

- Label: Journal of Medical Internet Research Publisher: JMIR Publications Inc., Toronto, Canada. [Online]. Available: <https://www.jmir.org/2021/5/e26618>
- [46] Z. Huang, E. Tay, D. Wee, H. Guo, H. Y.-F. Lim, and A. Chow, "Public Perception of the Use of Digital Contact-Tracing Tools After the COVID-19 Lockdown: Sentiment Analysis and Opinion Mining," *JMIR Formative Research*, vol. 6, no. 3, p. e33314, Mar. 2022, company: JMIR Formative Research Distributor: JMIR Formative Research Institution: JMIR Formative Research Label: JMIR Formative Research Publisher: JMIR Publications Inc., Toronto, Canada. [Online]. Available: <https://formative.jmir.org/2022/3/e33314>
- [47] P. Gupta, S. Kumar, R. R. Suman, and V. Kumar, "Sentiment Analysis of Lockdown in India During COVID-19: A Case Study on Twitter," *IEEE Transactions on Computational Social Systems*, vol. 8, no. 4, pp. 992–1002, Aug. 2021, conference Name: IEEE Transactions on Computational Social Systems.
- [48] S. Sharma and S. Sharma, "Analyzing the depression and suicidal tendencies of people affected by COVID-19's lockdown using sentiment analysis on social networking websites," *Journal of Statistics and Management Systems*, vol. 24, no. 1, pp. 115–133, Jan. 2021, publisher: Taylor & Francis _eprint: <https://doi.org/10.1080/09720510.2020.1833453>. [Online]. Available: <https://doi.org/10.1080/09720510.2020.1833453>
- [49] L. Li, Q. Zhang, X. Wang, J. Zhang, T. Wang, T.-L. Gao, W. Duan, K. K.-f. Tsoi, and F.-Y. Wang, "Characterizing the Propagation of Situational Information in Social Media During COVID-19 Epidemic: A Case Study on Weibo," *IEEE Transactions on Computational Social Systems*, vol. 7, no. 2, pp. 556–562, Apr. 2020, conference Name: IEEE Transactions on Computational Social Systems.
- [50] K. Chakraborty, S. Bhatia, S. Bhattacharyya, J. Platos, R. Bag, and A. E. Hassanien, "Sentiment Analysis of COVID-19 tweets by Deep Learning Classifiers—A study to show how popularity is affecting accuracy in social media," *Applied Soft Computing*, vol. 97, p. 106754, Dec. 2020. [Online]. Available: <https://www.sciencedirect.com/science/article/pii/S156849462030692X>
- [51] A. S. Imran, S. M. Daudpota, Z. Kastrati, and R. Batra, "Cross-Cultural Polarity and Emotion Detection Using Sentiment Analysis and Deep Learning on COVID-19 Related Tweets," *IEEE Access*, vol. 8, pp. 181 074–181 090, 2020, conference Name: IEEE Access.
- [52] M. Alsabban, "Comparing two sentiment analysis approaches by understand the hesitancy to COVID-19 vaccine based on Twitter data in two cultures," in *13th ACM Web Science Conference 2021*. New York, NY, USA: Association for Computing Machinery, Jun. 2021, pp. 143–144. [Online]. Available: <https://doi.org/10.1145/3462741.3466671>
- [53] P. Ghasiya and K. Okamura, "Investigating COVID-19 News Across Four Nations: A Topic Modeling and Sentiment Analysis Approach," *IEEE Access*, vol. 9, pp. 36 645–36 656, 2021, conference Name: IEEE Access.
- [54] M. Zimmer, "'But the data is already public': On the ethics of research in Facebook," *Ethics and Information Technology*, vol. 12, no. 4, pp. 313–325, Dec. 2010, publisher: Springer.
- [55] J. Metcalf and K. Crawford, "Where are human subjects in Big Data research? The emerging ethics divide," *Big Data and Society*, vol. 3, no. 1, 2016, publisher: SAGE Publications Ltd.
- [56] M. L. Williams, P. Burnap, and L. Sloan, "Towards an Ethical Framework for Publishing Twitter Data in Social Research: Taking into Account Users' Views, Online Context and Algorithmic Estimation," *Sociology*, vol. 51, no. 6, pp. 1149–1168, Dec. 2017, publisher: SAGE Publications Ltd. [Online]. Available: <http://www.ncbi.nlm.nih.gov/pubmed/29276313>
- [57] a. s. Franzke, A. Bechmann, M. Zimmer, and C. Ess, "Internet Research: Ethical Guidelines 3.0," Association of Internet Researchers (AOIR), Tech. Rep., 2020, publication Title: Association of Internet Researchers.
- [58] ESRC, "ESRC Research Data Policy," Economic and Social Research Council (ESRC), Tech. Rep., 2018. [Online]. Available: <https://esrc.ukri.org/files/about-us/policies-and-standards/esrc-research-data-policy/>
- [59] G. Fajardo, "Writing a Pub/Sub Stream to Big-Query," 2018. [Online]. Available: <https://medium.com/faun/writing-a-pub-sub-stream-to-bigquery-401b44c86bf>
- [60] 47degrees, "Twitter Stream to Google PubSub and Google PubSub to Cassandra," 2018. [Online]. Available: <https://github.com/47degrees/twitter-sentiment>
- [61] gov.scot, "Coronavirus (COVID-19): framework for decision making," Scottish Government, Tech. Rep., 2020. [Online]. Available: <https://www.gov.scot/publications/coronavirus-covid-19-framework-decision-making/>
- [62] S. Gambo and B. O. Özad, "The demographics of computer-mediated communication: A review of social media demographic trends among social networking site giants," *Computers in Human Behavior Reports*, vol. 2, p. 100016, Aug. 2020. [Online]. Available: <https://www.sciencedirect.com/science/article/pii/S2451958820300166>
- [63] Twitter, "Developer Policy," 2020. [Online]. Available: <https://developer.twitter.com/en/developer-terms/policy>
- [64] N. Shiffman, "Academics & Researchers FAQ," [Online]. Available: <https://help.crowdtangle.com/en/articles/3323105-academics-researchers-faq>
- [65] A. Hussain and A. Sheikh, "Opportunities for Artificial Intelligence-Enabled Social Media Analysis of Public Attitudes Toward Covid-19 Vaccines," *NEJM Catalyst Innovations in Care Delivery*, Feb. 2021, publisher: Massachusetts Medical Society. [Online]. Available: <https://catalyst.nejm.org/doi/full/10.1056/CAT.20.0649>
- [66] R. M. Merchant, E. C. South, and N. Lurie, "Public Health Messaging in an Era of Social Media," *JAMA*, vol. 325, no. 3, pp. 223–224, Jan. 2021. [Online]. Available: <https://doi.org/10.1001/jama.2020.24514>
- [67] V. Suarez-Lledo and J. Alvarez-Galvez, "Prevalence of Health Misinformation on Social Media: Systematic Review," *Journal of Medical Internet Research*, vol. 23, no. 1, p. e17187, Jan. 2021, company: Journal of Medical Internet Research Distributor: Journal of Medical Internet Research Institution: Journal of Medical Internet Research Label: Journal of Medical Internet Research Publisher: JMIR Publications Inc., Toronto, Canada. [Online]. Available: <https://www.jmir.org/2021/1/e17187>
- [68] D. Banerjee and K. S. Meena, "COVID-19 as an 'Infodemic' in Public Health: Critical Role of the Social Media," *Frontiers in Public Health*, vol. 9, 2021. [Online]. Available: <https://www.frontiersin.org/article/10.3389/fpubh.2021.610623>
- [69] M. Jackson, L. Brennan, and L. Parker, "The public health community's use of social media for policy advocacy: a scoping review and suggestions to advance the field," *Public Health*, vol. 198, pp. 146–155, Sep. 2021. [Online]. Available: <https://www.sciencedirect.com/science/article/pii/S003335062100278X>
- [70] A. Hussain, A. Tahir, Z. Hussain, Z. Sheikh, M. Gogate, K. Dashtipour, A. Ali, and A. Sheikh, "Artificial Intelligence-Enabled Analysis of Public Attitudes on Facebook and Twitter Toward COVID-19 Vaccines in the United Kingdom and the United States: Observational Study," *Journal of Medical Internet Research*, vol. 23, no. 4, p. e26627, Apr. 2021, company: Journal of Medical Internet Research Distributor: Journal of Medical Internet Research Institution: Journal of Medical Internet Research Label: Journal of Medical Internet Research Publisher: JMIR Publications Inc., Toronto, Canada. [Online]. Available: <https://www.jmir.org/2021/4/e26627>
- [71] Z. Hussain, Z. Sheikh, A. Tahir, K. Dashtipour, M. Gogate, A. Sheikh, and A. Hussain, "Artificial Intelligence-Enabled Social Media Analysis for Pharmacovigilance of COVID-19 Vaccinations in the United Kingdom: Observational Study," *JMIR Public Health and Surveillance*, vol. 8, no. 5, p. e32543, May 2022, company: JMIR Public Health and Surveillance Distributor: JMIR Public Health and Surveillance Institution: JMIR Public Health and Surveillance Label: JMIR Public Health and Surveillance Publisher: JMIR Publications Inc., Toronto, Canada. [Online]. Available: <https://publichealth.jmir.org/2022/5/e32543>

Richard Plant is a PhD candidate at Edinburgh Napier University in Scotland. His research interests include statistical privacy tools, ethical machine learning, and robust natural language processing.

Amir Hussain received the B.Eng. (highest 1st Class Honours with distinction) and PhD degrees from the University of Strathclyde in 1992 and 1997, respectively. Following postdoctoral and academic positions held at the West of Scotland (1996–1998), Dundee (1998–2000), and Stirling Universities (2000–2018), he is currently a Professor and Founding Head of the Cognitive Big Data and Cybersecurity (CogBiD) Research Lab at Edinburgh Napier University. He has (co)authored more than 350 papers, including over a dozen books and around 140 journal papers. Dr. Hussain is Founding Editor-in-Chief of two leading journals: Cognitive Computation (Springer Nature), and BMC Big Data Analytics (BioMed Central), and of the Springer Book Series on Socio-Affective Computing, and Cognitive Computation Trends. He is an Associate Editor for a number of prestigious journals, including Information Fusion (Elsevier), AI Review (Springer), IEEE TRANSACTIONS ON NEURAL NETWORKS AND LEARNING SYSTEMS, IEEE COMPUTATIONAL INTELLIGENCE MAGAZINE, and the IEEE TRANSACTIONS ON EMERGING TOPICS IN COMPUTATIONAL INTELLIGENCE.