

# WISDOM Project – IX. Giant Molecular Clouds in the Lenticular Galaxy NGC4429: Effects of Shear and Tidal Forces on Clouds

Lijie Liu,<sup>1\*</sup> Martin Bureau,<sup>1,2</sup> Leo Blitz,<sup>3</sup> Timothy A. Davis,<sup>4</sup> Kyoko Onishi,<sup>5</sup> Mark Smith,<sup>1</sup> Eve North<sup>3</sup> and Satoru Iguchi<sup>6,7</sup>

<sup>1</sup>Sub-department of Astrophysics, Department of Physics, University of Oxford, Keble Road, Oxford OX1 3RH, UK

<sup>2</sup>Yonsei Frontier Lab and Department of Astronomy, Yonsei University, 50 Yonsei-ro, Seodaemun-gu, Seoul 03722, Republic of Korea

<sup>3</sup>Department of Astronomy and Radio Astronomy Laboratory, University of California, Berkeley, CA 94720, USA

<sup>4</sup>School of Physics & Astronomy, Cardiff University, Queens Buildings, The Parade, Cardiff, CF24 3AA, UK

<sup>5</sup>Research Center for Space and Cosmic Evolution, Ehime University, Matsuyama, Ehime, 790-8577, Japan

<sup>6</sup>Department of Astronomical Science, SOKENDAI (The Graduate University of Advanced Studies), Mitaka, Tokyo 181-8588, Japan

<sup>7</sup>National Astronomical Observatory of Japan, National Institutes of Natural Sciences, Mitaka, Tokyo 181-8588, Japan

Accepted XXX. Received YYY; in original form ZZZ

## ABSTRACT

We present high spatial resolution ( $\approx 12$  pc) Atacama Large Millimeter/sub-millimeter Array  $^{12}\text{CO}(J = 3 - 2)$  observations of the nearby lenticular galaxy NGC4429. We identify 217 giant molecular clouds within the 450 pc radius molecular gas disc. The clouds generally have smaller sizes and masses but higher surface densities and observed linewidths than those of Milky Way disc clouds. An unusually steep size – line width relation ( $\sigma \propto R_c^{0.8}$ ) and large cloud internal velocity gradients ( $0.05 - 0.91 \text{ km s}^{-1} \text{ pc}^{-1}$ ) and observed Virial parameters ( $\langle \alpha_{\text{obs, vir}} \rangle \approx 4.0$ ) are found, that appear due to internal rotation driven by the background galactic gravitational potential. Removing this rotation, an internal Virial equilibrium appears to be established between the self-gravitational ( $U_{\text{sg}}$ ) and turbulent kinetic ( $E_{\text{turb}}$ ) energies of each cloud, i.e.  $\langle \alpha_{\text{sg, vir}} \equiv \frac{2E_{\text{turb}}}{|U_{\text{sg}}|} \rangle \approx 1.3$ . However, to properly account for both self and external gravity (shear and tidal forces), we formulate a modified Virial theorem and define an effective Virial parameter  $\alpha_{\text{eff, vir}} \equiv \alpha_{\text{sg, vir}} + \frac{E_{\text{ext}}}{|U_{\text{sg}}|}$  (and associated effective velocity dispersion). The NGC4429 clouds then appear to be in a critical state in which the self-gravitational energy and the contribution of external gravity to the cloud’s energy budget ( $E_{\text{ext}}$ ) are approximately equal, i.e.  $\frac{E_{\text{ext}}}{|U_{\text{sg}}|} \approx 1$ . As such,  $\langle \alpha_{\text{eff, vir}} \rangle \approx 2.2$  and most clouds are not virialised but remain marginally gravitationally bound. We show this is consistent with the clouds having sizes similar to their tidal radii and being generally radially elongated. External gravity is thus as important as self-gravity to regulate the clouds of NGC4429.

**Key words:** galaxies: elliptical and lenticular, cD – galaxies: individual: NGC4429 – galaxies: nuclei – galaxies: ISM – ISM: clouds – radio lines: ISM

## 1 INTRODUCTION

It is well-known that giant molecular clouds (GMCs) are the major gas reservoirs for star formation (SF) and the sites where essentially all stars are born. Understanding the properties of GMCs is thus key to unraveling the interplay between gas and stars within galaxies. Early GMC studies were restricted to our own Milky Way (MW) and

the late-type galaxies (LTGs) in our Galactic neighbourhood (e.g. Engargiola et al. 2003; Rosolowsky 2005, 2007; Rosolowsky et al. 2007; Gratier et al. 2012; Colombo et al. 2014; Wu et al. 2017; Faesi et al. 2018), where GMCs have relatively uniform properties and generally follow the so-called Larson relations (between size, velocity dispersion and luminosity; e.g. Blitz et al. 2007; Bolatto et al. 2008). However, more recent studies of other local galaxies have raised doubts on the universality of cloud properties. The cloud properties in some LTGs (such as M51 and NGC253) vary with galactic environment and do not universally obey the usual scaling relations (e.g. Hughes et al. 2013; Leroy et al. 2015; Schruba et al. 2019). The first study of individual GMCs in an early-type galaxy

\* E-mail: ljliu.astro@gmail.com

(ETG; NGC4526) has also clearly shown that the clouds in that galaxy do not follow the usual size – linewidth correlation and tend to be more luminous, denser and to have larger velocity dispersions than the GMCs in the MW and other Local Group galaxies (Utomo et al. 2015). The differences in NGC4526 may be due to a higher interstellar radiation field (and/or cloud extinctions), a different external pressure relative to each cloud’s self-gravity, and/or different galactic dynamics. GMCs in ETGs seem to have shorter orbital periods and be subjected to stronger shear/tidal forces, analogous to the highly dynamic environment in the MW central molecular zone (CMZ; e.g. Kruijssen et al. 2019; Henshaw et al. 2019; Dale et al. 2019). Although we are entering an era of large surveys of GMC populations (e.g. Sun et al. 2018), current samples of ETGs are still very limited. More studies of GMCs in varied LTGs and ETGs are thus required to provide a comprehensive census of GMC properties across different galaxy environments.

A model introduced by Meidt et al. (2018) suggests that gas motions at the cloud scale combine the effects of gas self-gravity and the gas response to the forces exerted by the background host galaxy. In the ETG NGC4526, the gas motions at cloud scales appear to be driven by the galactic potential. The measured line widths of the GMCs are much larger than their Virial line widths (the line widths predicted by assuming the clouds’ Virial masses are equal to their gaseous masses), an effect that appears to be due to dominant gas motions associated with the background galactic potential. Cloud-scale velocity gradients aligned with the large-scale velocity field indeed suggest a dominance of rotational motions due to the galactic potential (Utomo et al. 2015). It is thus important to investigate whether cloud-scale gas motions are generally dominated by motions due to self-gravity (generally random) or motions due to the galactic potential (generally circular), as this has implications for the observed size – linewidth relation, the Virial parameter, cloud morphologies and the processes governing star formation (Meidt et al. 2018).

The dynamical state of a molecular cloud provides important insights into its evolution. It also plays an important role to determine its ability to form stars and stellar clusters (e.g. Hennebelle & Chabrier 2013; Padoan et al. 2017). In most Virial balance analyses of molecular clouds, the gravitational term entering the Virial theorem includes only the cloud’s own self-gravitational energy. However, in some galactic environments (e.g. in galactic nuclei), the external (i.e. galactic) gravitational potential could also play an important role to regulate the cloud dynamics (e.g. Rosolowsky & Blitz 2005; Thilliez et al. 2014; Yusef-Zadeh et al. 2016). To analyse the Virial balance of GMCs in such environments, one thus needs to add another gravitational term related to the background gravitational field (e.g. Ballesteros-Paredes et al. 2009; Chen et al. 2016).

The net effect of the external gravitational potential on the dynamics of GMCs should however also include an additional kinetic energy term related to the gas motions driven by the galactic potential, as they provide another source of support against the cloud’s self-gravity. In this paper, we therefore revisit the Virial theorem by adding two crucial terms that take into account the background galactic gravitational potential: an external gravitational energy term and a kinetic energy term associated with the gas motions due to galactic potential. Although an extended Virial theorem including a background tidal field has been formulated before (see, e.g., Chen et al. 2016), our resulting Virial equation contains new terms that were previously missing and is thus more general.

Early studies of GMCs suggested they are long-lived, quasi-equilibrium entities, isolated from their interstellar environment

(e.g. Solomon et al. 1987; Elmegreen 1989; Blitz 1993). However, recent findings that the properties of GMCs vary with galactic environment imply that the clouds are not decoupled from their surroundings (e.g. Hughes et al. 2013; Colombo et al. 2014; Faesi et al. 2018). The main physical factors determining cloud properties include: (1) the interstellar radiation field (e.g. McKee 1989); (2) large-scale dynamics (e.g. galactic tides and shear due to differential galactic rotation; Dib et al. 2012; Meidt et al. 2015; Melchior & Combes 2017); (3) interstellar gas pressure (e.g. Heyer et al. 2009; Hughes et al. 2013; Meidt 2016); and (4) the large-scale atomic gas distribution and H I column density (e.g. Engargiola et al. 2003; Blitz et al. 2007; Rosolowsky et al. 2007). In this work, we will focus on the roles of galactic tide/shear to regulate the properties of GMCs. One of our main purposes is indeed to quantitatively investigate the effects of galactic tidal and shear forces on the physical properties and dynamical states of the clouds.

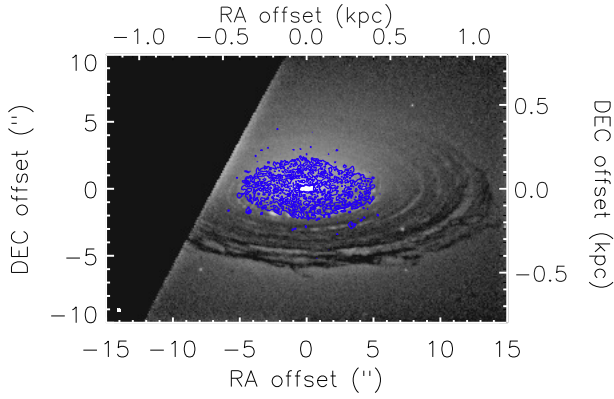
We note an important conceptual point. We will not assume here that the clouds are in dynamical equilibrium, to then infer the clouds’ gravitational motions due to the external (i.e. galactic) potential. Instead, we will attempt to directly estimate the clouds’ gravitational motions due to the external potential, to then infer whether the clouds are indeed in dynamical equilibrium or not. The question of whether GMCs are in dynamical equilibrium (and thus long-lived) or out of equilibrium (and thus transient) has remained unanswered for decades. We thus believe this approach is not only well-justified and worthwhile, but ultimately desirable.

The mm-Wave Interferometric Survey of Dark Object Masses (WISDOM) aims to use the high angular resolution of the Atacama Large Millimeter/sub-millimeter Array (ALMA) to study: (1) the masses and properties of the supermassive black holes (SMBHs) lurking at the centres of galaxies (e.g. Onishi et al. 2017; Davis et al. 2017, 2018; Smith et al. 2019; North et al. 2019; Smith et al. 2020a,b); (2) the physical properties and dynamics of GMCs in the central parts of the same galaxies. As part of WISDOM, we analyse here the properties and dynamics of individual GMCs in the bulge of NGC4429, an SA0-type galaxy located in the centre of the Virgo cluster. This paper is the first of a series studying the GMCs in WISDOM galaxies, and it introduces many of the methods and tools we will use to identify GMCs and analyse their properties and dynamics. The paper is structured as follows. In Section 2 we describe the data and the methodology used to identify GMCs in NGC4429. We use a modified version of the code CPR0PS<sub>100</sub>, that is more robust and efficient at identifying clouds in complex and crowded environments. The cloud properties, their probability distribution functions and their mass distribution functions are reported in Section 3. Our analysis of the kinematics of individual GMCs is presented in Section 4. We investigate the dynamical states of the GMCs utilising our modified Virial theorem (taking into account the background galactic gravitational potential) in Section 5. The shear motions within clouds, the effects of self-gravity and the cloud morphologies are discussed in Section 6. We conclude briefly in Section 7.

## 2 DATA AND CLOUD IDENTIFICATION

### 2.1 Target

NGC4429 is a lenticular galaxy located in the centre of the Virgo cluster, with a bar and stellar inner ring morphology (Alatalo et al. 2013). It contains a nuclear dust disc visible in extinction against the stellar continuum in *Hubble Space Telescope* (HST) imaging (Fig. 1 and Davis et al. 2018). NGC4429 has a total stellar mass of



**Figure 1.**  $^{12}\text{CO}(3-2)$  molecular gas distribution of NGC4429 from our ALMA observations (blue contours; Davis et al. 2018), overlaid on a *HST* Wide-Field and Planetary Camera 2 (WFPC2) F606W image of a  $2.8 \times 2.8 \text{ kpc}^2$  region around its nucleus.

$\approx 1.5 \times 10^{11} M_{\odot}$ , a luminosity-weighted stellar velocity dispersion within one effective radius  $\sigma_e = 177 \text{ km s}^{-1}$  (Cappellari et al. 2013), and is a fast rotator (specific angular momentum within one effective radius  $\lambda_{R_e} = 0.4$ ; Emsellem et al. 2011).

The total molecular gas mass of NGC4429 detected via  $^{12}\text{CO}(1-0)$  single-dish observations is  $(1.1 \pm 0.08) \times 10^8 M_{\odot}$  (Young et al. 2011). The  $^{12}\text{CO}(1-0)$  Combined Array for Research in Millimeter-wave Astronomy (CARMA) interferometric map shows the molecular gas is co-spatial with the nuclear dust disc and regularly rotates in the galaxy mid-plane (Davis et al. 2011, 2013, 2018), with an inclination angle of  $68^\circ$  (Davis et al. 2011; Alatalo et al. 2013). The  $^{12}\text{CO}(3-2)$  distribution is more compact than that of  $^{12}\text{CO}(1-0)$ , the  $^{12}\text{CO}(3-2)$  gas being present only in the inner parts of the nuclear dust disc visible in *HST* images (see Fig. 1). The star formation rate (SFR) within this molecular gas disc has been estimated at  $0.1 M_{\odot} \text{ yr}^{-1}$  using mid-infrared and far-ultraviolet emission (Davis 2014). The spatially-unresolved (sub-arcsecond) radio continuum emission from the central regions of NGC4429 implies the presence of a low-luminosity active galactic nucleus (LL-AGN; Nyland et al. 2016). The kinematics of the central CO gas, as probed by the same dataset as used here, imply the presence of a  $(1.5 \pm 0.1) \times 10^8 M_{\odot}$  SMBH (Davis et al. 2018). Throughout this paper we assume a distance  $D$  of  $16.5 \pm 1.6 \text{ Mpc}$  for NGC4429 (Cappellari et al. 2011). One arcsecond then corresponds to a physical scale of  $\approx 80 \text{ pc}$ .

## 2.2 Data

NGC4429 was observed in the  $^{12}\text{CO}(3-2)$  line (345 GHz) using ALMA as part of the WISDOM project. The data were calibrated and reduced in a standard manner (Davis et al. 2018), and the final  $^{12}\text{CO}(3-2)$  data cube we adopt has a synthesised beam of  $0''.18 \times 0''.14$  ( $14 \times 11 \text{ pc}^2$ ) at a position angle of  $311^\circ$  and a channel width of  $2 \text{ km s}^{-1}$ . It covers a region of  $17''.5 \times 17''.5$  ( $1400 \times 1400 \text{ pc}^2$ ), thus comprising the entire nuclear dust and molecular gas disc. Pixels of  $0''.05$  were chosen as a compromise between spatial sampling and cube size, resulting in approximately  $3.5 \times 2.8 \text{ pixels}^2$  across the synthesised beam (Davis et al. 2018). Our spatial and spectral resolutions allow for reliable estimates of the radii and velocity dispersions of individual GMCs, that have a typical size of  $\approx 50 \text{ pc}$  (Blitz 1993) and a typical linewidth of several  $\text{km s}^{-1}$  (e.g. Solomon et al. 1987). The root mean square (RMS) noise in line-free channels

of the cube is  $\sigma_{\text{rms}} = 1.34 \text{ mJy beam}^{-1}$  ( $\approx 0.5 \text{ K}$ ) in  $2 \text{ km s}^{-1}$  channels. The integrated  $^{12}\text{CO}(3-2)$  spectrum of NGC4429 exhibits the classic double-horn shape of a rotating disc, with a total flux of  $75.5 \pm 7.6 \text{ Jy km s}^{-1}$ .

As shown in Davis et al. (2018), the molecular gas disc of NGC4429 is flocculent. Our ALMA observations reveal that the  $\text{CO}(3-2)$  gas surface density does not decrease smoothly to our detection limit, but instead appears to be truncated at an inner radius of  $48 \pm 3 \text{ pc}$  and an outer radius of  $406 \pm 10 \text{ pc}$  (Davis et al. 2018). As mentioned above, the  $^{12}\text{CO}(3-2)$  disc thus lies only in the inner parts of the nuclear dust disc visible in *HST* images (see Fig. 1), and it has an extent smaller than that of the  $^{12}\text{CO}(1-0)$  emission (that extends to the edge of the nuclear dust disc; Davis et al. 2013). As  $\text{CO}(3-2)$  is excited in denser and warmer gas than  $\text{CO}(1-0)$  (with critical densities of  $\approx 7 \times 10^4$  and  $\approx 1.4 \times 10^3 \text{ cm}^{-3}$  and excitation temperatures of  $\approx 15$  and  $5.5 \text{ K}$ , respectively), we are likely to identify a cloud population that is associated with  $\text{H II}$  regions and thus ongoing star formation at the centre of NGC4429 only. High-resolution observations of lower- $J$  CO transitions may be required to conduct a study of the NGC4429 GMC population over the entire molecular gas disc (if indeed additional clouds exist beyond the  $\text{CO}(3-2)$  extent probed here).

Continuum 345 GHz emission was also detected in NGC4429, with a centre of R.A. (J2000) =  $12^{\text{h}}27^{\text{m}}26^{\text{s}}.504 \pm 0^{\text{s}}.013$  and Dec. (J2000) =  $11^{\circ}06'27''.57 \pm 0''.01$  derived by Gaussian fitting. This position is consistent with the optical centre of NGC4429 (Adelman-McCarthy et al. 2008) and will be used as the centre of the galaxy in this work.

## 2.3 Cloud identification

We use our own modified version of the CPROPS<sub>TOO</sub> algorithms (Leroy et al. 2015) to identify cloud structures. CPROPS<sub>TOO</sub> is an updated version of CPROPS (Rosolowsky & Leroy 2006), one of the cloud identification algorithms most widely used in the literature. The key modifications of CPROPS<sub>TOO</sub> compared to CPROPS were noted by Leroy et al. (2015): CPROPS<sub>TOO</sub> (1) deconvolves the beam in two dimensions; (2) employs a larger suite of size and linewidth measures, including measuring the area of and fitting an ellipse at the half maximum flux level (in addition to measuring the second moment); and (3) introduces additional extrapolation (aperture correction) approaches, that essentially assume a Gaussian distribution to extrapolate the ellipse fits. In this work we have further modified CPROPS<sub>TOO</sub>, to make it more robust when decomposing clouds in complex and crowded environments.

The cloud identification algorithm first calculates a spatially-varying estimate of the noise in the data cube, and then uses the noise cube generated to create a three-dimensional (3D) mask of bright emission. The mask initially includes only pixels where two adjacent channels (at the same position) both have intensities above  $3 \sigma_{\text{rms}}$ . It is then expanded to include all neighbouring emission above a lower threshold – two adjacent channels above  $2 \sigma_{\text{rms}}$ . The regions thus identified are referred to as “islands”. If an island has a projected area of less than two synthesised beams, it is assumed to be a noise peak and is removed from the mask. The resulting mask contains  $\approx 60\%$  of the integrated flux of the galaxy, consistent with the fractions yielded by CPROPS in other studies of extragalactic clouds (50 – 70%; Wong et al. 2011; Hughes et al. 2013; Donovan Meyer et al. 2013; Colombo et al. 2014; Leroy et al. 2015; Pan & Kuno 2017; Miura et al. 2018; Faesi et al. 2018; Wong et al. 2019; Imara & Faesi 2019). We checked the stringency of the mask by

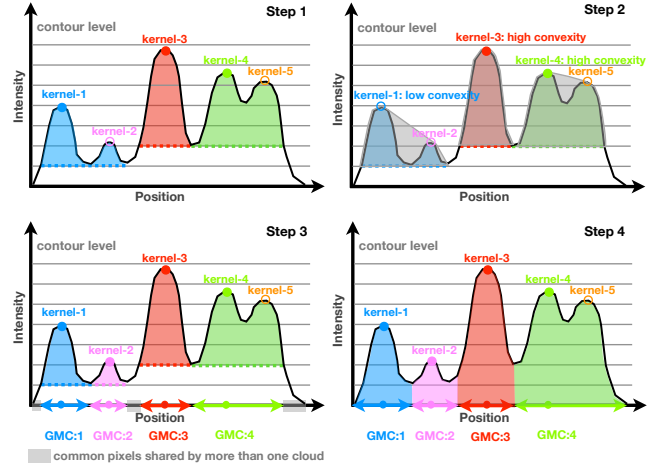
applying the same criteria to the inverted data set (scaled by  $-1$ ) and found no false positive, so the masking criteria are likely robust.

Once regions of significant emission (i.e. islands) have been identified, these islands are further decomposed into individual “cloud” structures. Clouds are identified as local maxima within a moving 3D box of area  $3 \times 3$  spaxels<sup>2</sup> ( $\approx 12 \times 12$  pc<sup>2</sup>) and velocity width of 3 channels ( $6 \text{ km s}^{-1}$ ). In our modified version of CPROPS<sub>700</sub>, we add another criterion to find local maxima, checking whether the  $(3 \times 3 \times 3 \text{ pixels}^3)$  box centred on a local maximum also represents a local maximum on a larger scale, as suggested by Yang & Ahuja (2014). This is to eliminate the impact of noisy pixels or outliers, as a noise peak can easily become a local maximum within a single box, but much less so on a larger scale. We thus consider a  $(3 \times 3 \times 3 \text{ pixels}^3)$  box centred on each local maximum, and require the sum of the flux densities in that box to be larger than that in all eight spatially-adjacent  $(3 \times 3 \times 3 \text{ pixels}^3)$  boxes. The detection of local maxima in this way is much more robust and efficient.

For each local maximum, the original CPROPS<sub>700</sub> algorithm requires all emission uniquely associated with that maximum (i.e. all emission within the faintest intensity isosurface uniquely associated with that maximum) to have a minimum area (*minarea*), minimum number of pixels (*minpix*) and minimum number of velocity channels (*minvchan*). It also requires the local maximum’s brightness temperature to lie at least  $\Delta T_{\text{max}}$  above the merger level with any other maximum (i.e. the brightest contour level enclosing another local maximum). However, this decomposition algorithm often leads to cloud size and velocity dispersion distributions that peak around the chosen *minarea*, *minpix* and *minvchan*. This is a well-known bias that reflects the hierarchical structure of the ISM from parsec to kiloparsec scales (e.g. Verschuur 1993; Hughes et al. 2013; Leroy et al. 2016). It becomes especially problematic for complex and crowded environments where the emission has low contrast and extends over a range of scales (e.g. the centre of M51; Hughes et al. 2013; Colombo et al. 2014). Small *minarea* and *minpix* tend to identify the sub-structures of a cloud (“over-decomposition”), whereas large *minarea* and *minpix* tend to miss out small structures (“under-decomposition”).

To remove this bias and identify cloud structures across multiple scales, we modified CPROPS<sub>700</sub> by setting each of *minarea* and *minpix* to a range of values rather than a single value. In our work, we assign *minarea* a range of 100 to 10 spaxels (the synthesised beam area) with a step of 5 spaxels (half the beam area), similarly in pixels for *minpix*. We start by searching for the largest cloud structures using the largest *minarea* (100 spaxels) and *minpix* (100 pixels), and then repeat the search process to identify increasingly small clouds in the volume of the cube not yet assigned to any cloud. We use a *minarea* (resp. *minpix*) 5 spaxels (resp. 5 pixels) smaller than the previous one at each step, until all the cloud structures larger than the beam size (10 spaxels) are identified. As long as *minarea* and *minpix* cover large ranges, the final results hardly depend on the specified ranges. We are therefore able to remove two free parameters in the algorithm, making our results less arbitrary and more robust. A schematic of our modified CPROPS<sub>700</sub> technique is shown in Figure 2 for a one-dimensional (1D) line profile.

The main concern about our newly-developed approach, however, is that we may identify large clouds while ignoring potentially significant sub-structures. To solve this problem, we introduce a new parameter, *convexity*, inspired by an analogous quantity in studies of biological structures (Lin et al. 2007), that describes how significant the sub-structure of a cloud is. The parameter *convexity* is defined as the ratio of the volume of the cloud (i.e. the volume of its 3D intensity distribution) to the volume of the smallest convex hull



**Figure 2.** Schematic diagram of the cloud identification process using our modified CPROPS<sub>700</sub> algorithm. Each panel shows a different step in the decomposition of a 1D line profile with five distinct kernels, each kernel corresponding to a local maximum and being identified by a different colour. Circles in matching colours indicate the kernels that are preserved or selected (solid circles) and rejected (open circles) at each step. Grey horizontal lines indicate characteristic brightness levels through the data. Each coloured dotted line indicates the unique level of the kernel in matching colour (i.e. the faintest level that is uniquely associated with that kernel), while each coloured region shows the emission uniquely associated with that kernel. **Step 1:** removal of kernels that do not meet the selection criteria given by  $\Delta T_{\text{max}}$ , *minvchan* and *minpix/minarea* (here kernel 2 and 5). **Step 2:** removal of kernels that do not meet the selection criterion given by *minconvexity* (here kernel 1). The *convexity* parameter is defined as the ratio of the volume (or area in this 1D example) of the cloud (i.e. the coloured region of each kernel in matching colour) to the volume (or area) of the smallest convex hull encompassing the cloud (i.e. the associated grey regions). Only kernel 3 and 4 are preserved in this step. **Step 3:** Repeat of steps 1 and 2 adopting increasingly smaller *minpix* and *minarea* (here kernel 1 and 2 are re-selected due to the lower cloud size threshold; both have sufficient *convexity*). **Step 4:** assignment of remaining emission (e.g. grey regions in the bottom-left panel) to the preserved kernels (using a friends-of-friends algorithm ensuring any pair of pixels in a kernel is connected by a continuous path).

encompassing all of its flux (i.e. the volume of the smallest convex envelope enclosing all of the cloud’s 3D intensity distribution; see the top-right panel of Fig. 2 for an example with a 1D line profile, i.e. a two-dimensional (2D) intensity distribution). The *convexity* of a cloud should thus be close to 1 if the cloud has only one intensity peak and no sub-structure, and be less than 1 if the cloud has some sub-structures. The lower the value of *convexity*, the more significant the sub-structure of a cloud. Our modified CPROPS<sub>700</sub> code requires all clouds to have a minimum *convexity* (*minconvexity*). Typical useful values are 0.5 – 0.7, as determined by visual inspection, to ensure clouds are not over- or under-decomposed. In this work, we set *minconvexity* to 0.55. Overall, our new refinements allows CPROPS<sub>700</sub> to identify structures over multiple scales, with less arbitrariness than previously.

We set the parameters *minvchan* and  $\Delta T_{\text{max}}$  based on physical priors described by Rosolowsky & Leroy (2006), that suggest a cloud has a minimum velocity dispersion  $\Delta V_{\text{max}} = 2 \text{ km s}^{-1}$  (*minvchan* =  $2\sqrt{2} \ln 2 \Delta V_{\text{max}} \approx 4 \text{ km s}^{-1}$ ) and  $\Delta T_{\text{max}} = 1 \text{ K}$ , motivated by the properties of Galactic GMCs. A factor of  $2\sqrt{2} \ln 2$  is applied to  $\Delta V_{\text{max}}$  to convert the velocity dispersion to a full width

at half maximum (FWHM). We set the parameters in physical units ( $\text{km s}^{-1}$  and K) rather than data units (channel,  $\sigma_{\text{rms}}$ ) to reduce possible biases when comparing cloud properties from different observations. Our excellent spectral resolution (channel width of  $2 \text{ km s}^{-1}$ ) and sensitivity ( $\sigma_{\text{rms}} \approx 0.5 \text{ K}$ ) allow us to reach and thus use those physical parameters.

According to our algorithm, each surviving local maximum corresponds to a cloud. CPROPS<sub>700</sub> assigns the emission that is uniquely associated with each local maximum (i.e. the emission within the faintest intensity isosurface uniquely associated with that maximum) to that cloud. The remaining emission shared among clouds is then assigned to the “nearest” local maximum (i.e. the local maximum with the shortest path through the data cube from a given pixel). In our work, however, we apply a “friends-of-friends” algorithm to assign all remaining emission, as for the ClumpFind algorithm (Williams et al. 1994) and the original CPROPS code (Rosolowsky & Leroy 2006). This friends-of-friends paradigm connects pixels according to the brightnesses of neighbouring pixels, without assuming a particular shape for the objects to decompose (Rosolowsky & Leroy 2006). This method conserves flux, so that all the flux within the island regions is assigned to a particular cloud (Tasker & Tan 2009). As each pair of pixels in a cloud can then be connected by a continuous path through that cloud, we avoid assigning disconnected pixels to the same cloud.

The resulting sample of GMCs in NGC4429 contains 217 GMCs, 141 of which are spatially resolved, shown in Fig. 3. The majority of the resolved clouds have a single-peaked Gaussian-like spatially-integrated line profile, although a few do reveal a double-peaked line profile possibly indicating significant rotation. Most line profiles are symmetric but a few are asymmetric, with significant skewness (blue or red wing). The clouds identified with our new refinements are 15% fewer (217 versus 254 clouds), 18% larger (median cloud size  $\approx 13$  versus  $\approx 11 \text{ pc}$ ), 18% more massive (median gaseous mass  $\approx 2.0 \times 10^4$  versus  $1.7 \times 10^4 M_{\odot}$ ) and have velocity dispersions 30% larger (median velocity dispersion  $5.2$  versus  $4.0 \text{ km s}^{-1}$ ) than those derived using the original CPROPS<sub>700</sub> code. They also span a larger range of sizes. A Gaussian fit to the size distribution yields a mean of  $16 \pm 0.5 \text{ pc}$  and a standard deviation of  $\approx 6 \text{ pc}$  for our spatially-resolved clouds (see Section 3.3), but  $14 \pm 0.5 \text{ pc}$  and  $\approx 3.5 \text{ pc}$ , respectively, for those identified using the original CPROPS<sub>700</sub>. The resolved clouds identified here also seem to have more regular morphologies, with a mean  $\langle \text{convexity} \rangle = 0.57$  ( $\text{convexity} > 0.55$  by construction) compared to  $\langle \text{convexity} \rangle \approx 0.45$  (and  $\approx 54\%$  of resolved clouds with  $\text{convexity} < 0.55$ ) for CPROPS<sub>700</sub>-identified clouds. This confirms that our approach and modified CPROPS<sub>700</sub> code have great potential to identify clouds over large spatial scales in crowded and complex environments (e.g. galactic centres and spiral arms).

### 3 CLOUD PROPERTIES

#### 3.1 Definition of GMC properties

Once all the pixels of every cloud have been identified, we calculate the physical properties of the clouds by following the standard CPROPS<sub>700</sub>/CPROPS definitions (Rosolowsky & Leroy 2006). The CPROPS<sub>700</sub> algorithm applies moment methods to derive the size, linewidth and flux of a cloud from its distribution within a position-velocity-velocity data cube. One advantage of CPROPS<sub>700</sub> over other GMC identification algorithms is that it attempts to correct the measured cloud properties for the finite sensitivity and instrumental

resolution (Rosolowsky & Leroy 2006). To reduce the sensitivity bias, the algorithm measures the size, velocity width and luminosity as a function of the boundary intensity isosurface ( $T_{\text{edge}}$ ) and extrapolates them to the case of infinite signal-to-noise ratio ( $S/N$ ; i.e.  $T_{\text{edge}} = 0 \text{ K}$ ). The size and linewidth are extrapolated linearly, while the luminosity is extrapolated quadratically. To correct for the resolution bias, CPROPS<sub>700</sub> “deconvolves” the synthesised beam size from the measured extrapolated cloud size in two dimensions. Rosolowsky & Leroy (2006) argued that moment measurements combined with beam deconvolution and extrapolation represent a robust way to compare heterogeneous observations of molecular clouds.

**Cloud centre.** The central position ( $x_c$ ,  $y_c$ ) and velocity ( $v_c$ ) of each cloud are obtained directly from the intensity-weighted first spatial and velocity moment,

$$\begin{cases} x_c \equiv \frac{\sum_i^{\text{cloud}} T_i x_i}{\sum_i^{\text{cloud}} T_i}, \\ y_c \equiv \frac{\sum_i^{\text{cloud}} T_i y_i}{\sum_i^{\text{cloud}} T_i}, \\ v_c \equiv \frac{\sum_i^{\text{cloud}} T_i v_i}{\sum_i^{\text{cloud}} T_i}, \end{cases} \quad (1)$$

where  $(x_i, y_i)$  is the position of a given pixel,  $v_i$  its velocity and  $T_i$  its flux (brightness temperature), and the sums are over all pixels  $i$  of each cloud.

**Cloud size.** The radius  $R_c$  of each cloud is calculated as the geometric mean of the second spatial moment of the intensity distribution along the major and the minor axis:

$$R_c \equiv \eta \sqrt{\sigma_{\text{maj,dc}} \sigma_{\text{min,dc}}} = 1.91 \sqrt{\sigma_{\text{maj,dc}} \sigma_{\text{min,dc}}}, \quad (2)$$

where  $\sigma_{\text{maj,dc}}$  and  $\sigma_{\text{min,dc}}$  are the deconvolved RMS spatial extent along the major and the minor axis, respectively, extrapolated to the  $T_{\text{edge}} = 0 \text{ K}$  isosurface, and  $\eta$  is a factor relating the one-dimensional RMS extent to the radius of a cloud. While  $\eta$  formally depends on the shape and density profile of the cloud, we follow Solomon et al. (1987) and common practice and adopt  $\eta = 1.91$  whenever we need to evaluate expressions containing  $R_c$ . The major and minor axes are thus defined as the principal axes of the moment of inertia tensor of the cloud (see Eq. 1 in Rosolowsky & Leroy 2006).

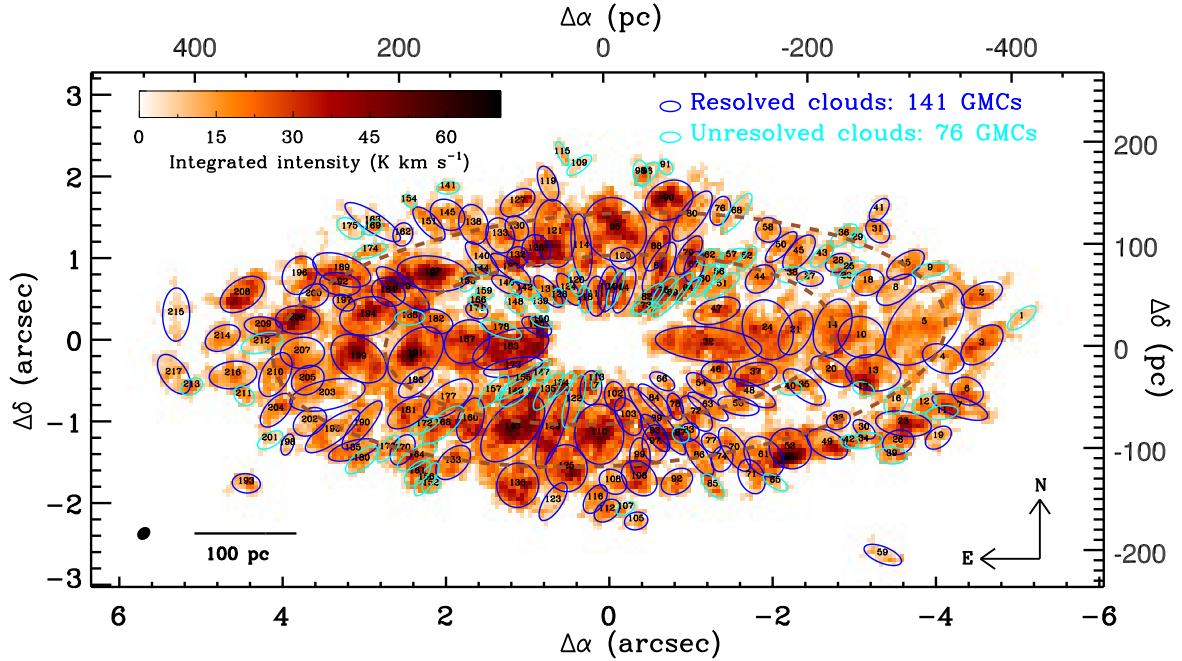
**Cloud velocity dispersion.** The observed (i.e. 1D) linewidth or velocity dispersion  $\sigma_{\text{obs,los}}$  of each cloud is measured from the second moment of the intensity distribution along the velocity axis, extrapolated to  $T_{\text{edge}} = 0 \text{ K}$ . To account for the potential bias toward a higher velocity dispersion due to the finite spectral resolution, we perform a deconvolution as suggested by Rosolowsky & Leroy (2006):

$$\sigma_{\text{obs,los}} \equiv \sqrt{\sigma_v^2 - \frac{\Delta V_{\text{chan}}^2}{2\pi}}, \quad (3)$$

where  $\sigma_v$  is the extrapolated second moment along the velocity axis,  $\Delta V_{\text{chan}}$  is the channel width and  $\frac{\Delta V_{\text{chan}}}{\sqrt{2\pi}}$  is the standard deviation of a Gaussian that has an integrated area equal to a spectral channel of width  $\Delta V_{\text{chan}}$ .

The observed velocity dispersion  $\sigma_{\text{obs,los}}$  includes the effects of turbulent motions, intrinsic rotation of the cloud, and shear motions due to the large-scale kinematics of the galactic disc (such as galactic rotation and streaming motions).

In our work, we introduce another measured velocity dispersion,  $\sigma_{\text{gs,los}}$ , as defined by Utomo et al. (2015), although we adopt the notation of Henshaw et al. (2019). We first calculate the intensity-weighted mean velocity at each line of sight through a cloud ( $\bar{v}(x_i, y_i)$ ), and measure its offset with respect to the mean



**Figure 3.** Molecular gas distribution of NGC4429 with GMCs identified. The integrated intensity map is shown (colour scale), blanking out non-signal areas using the mask generated by CPROPS<sub>700</sub>. The mask covers pixels with connected emission above  $2\sigma_{\text{rms}}$  and at least two adjacent channels above  $3\sigma_{\text{rms}}$ , where  $\sigma_{\text{rms}}$  is the RMS noise in the cube. The ellipses displayed, each corresponding to one labelled cloud, have been extrapolated to the limit of perfect sensitivity but have not been corrected for the finite spatial resolution. Dark blue (resp. cyan) ellipses indicate spatially-resolved (resp. unresolved) clouds. The two brown dashed ellipses at galactocentric distances of 220 and 330 pc define the three regions (inner, intermediate and outer) discussed in the text. The synthesised beam ( $0''.18 \times 0''.14$  or  $14 \times 11 \text{ pc}^2$ ) is shown in the bottom-left corner along with a scale bar.

velocity at the cloud centre ( $\bar{v}(x_0, y_0)$ ). We assume that this offset ( $\bar{v}(x_i, y_j) - \bar{v}(x_0, y_0)$ ) is produced by both intrinsic motions within the cloud and/or large-scale galactic disc motions, and thereby shift the velocities at each line of sight to match their mean velocity to that of the cloud centre ( $\bar{v}(x_0, y_0)$ ). We then measure the second moment of the shifted emission distribution along the velocity axis and extrapolate it to  $T_{\text{edge}} = 0 \text{ K}$ . The final derived gradient-subtracted velocity dispersion,  $\sigma_{\text{gs,los}}$ , is also deconvolved for the channel width as above. We thus obtain a measure of the turbulent (random) motions within the cloud only, free of any bulk motion.

**Cloud luminosity.** The CO(3-2) luminosity of each cloud is given by

$$\frac{L_{\text{CO}(3-2)}}{\text{K km s}^{-1} \text{ pc}^2} = \frac{F_{\text{CO}(3-2)}}{\text{K km s}^{-1} \text{ arcsec}^2} \left(\frac{D}{\text{pc}}\right)^2 \left(\frac{\pi}{180 \times 3600}\right)^2, \quad (4)$$

where  $F_{\text{CO}(3-2)}$  is the zeroth moment (total flux) of the cloud extrapolated to  $T_{\text{edge}} = 0 \text{ K}$  using a quadratic extrapolation and  $D$  is the distance to NGC4429.

**Cloud gaseous mass.** The CO luminosity-based mass of each cloud is obtained from  $L_{\text{CO}(3-2)}$  using

$$\frac{M_{\text{gas}}}{M_{\odot}} = 4.4 \frac{L_{\text{CO}}}{\text{K km s}^{-1} \text{ pc}^2} \frac{X_{\text{CO}}}{2 \times 10^{20} \text{ cm}^{-2} (\text{K km s}^{-1})^{-1}}, \quad (5)$$

where  $L_{\text{CO}}$  is the cloud's CO(1-0) luminosity (see Eq. 4 above) and  $X_{\text{CO}}$  is the assumed CO-to-H<sub>2</sub> conversion factor. The CO(3-2)/CO(1-0) intensity ratio was measured to be  $1.06 \pm 0.15$  (in beam temperature units) overall in NGC4429 (Davis et al. 2018), and we assume that value for all the clouds here. We further adopt a standard Galactic conversion factor  $X_{\text{CO}} = 2.3 \times 10^{20} \text{ cm}^{-2} (\text{K km s}^{-1})^{-1}$  (including the mass contribution from helium; Strong et al. 1988; Bolatto et al. 2013), commonly used in previous extragalactic stud-

ies (e.g. Hughes et al. 2013; Colombo et al. 2014; Utomo et al. 2015; Sun et al. 2018), although it has been suggested that this conversion factor depends on the environment of each molecular cloud, e.g. metallicity and radiation field (see Bolatto et al. 2013 for a review). The final gaseous mass of each cloud is thus obtained from

$$\frac{M_{\text{gas}}}{M_{\odot}} = 4.7 \frac{L_{\text{CO}(3-2)}}{\text{K km s}^{-1} \text{ pc}^2}. \quad (6)$$

**Cloud Virial mass.** The Virial (i.e. dynamical) mass of each cloud is calculated with the formula

$$M_{\text{vir}} = \frac{\sigma^2 R_c}{b_s G} = \frac{5\sigma^2 R_c}{G} \quad (7)$$

(MacLaren et al. 1988), where  $G$  is the gravitational constant,  $\sigma$  the observed (i.e. 1D) cloud velocity dispersion,  $R_c$  the cloud radius (see Eq. 2) and  $b_s$  is a geometrical factor that quantifies the effects of inhomogeneities and/or non-sphericity of the cloud mass distribution on its self-gravitational energy. For a cloud in which the isodensity contours are homoeoidal ellipsoids,  $b_s = b_{s_1} b_{s_2}$ , where  $b_{s_1}$  quantifies the effects of the inhomogeneities and  $b_{s_2}$  those of the ellipticity (see Appendix A for more details on  $b_{s_1}$  and  $b_{s_2}$ ). We adopt  $b_s = \frac{1}{5}$  for a spherical homogeneous (i.e. constant density) cloud whenever we need to evaluate  $M_{\text{vir}}$ . The Virial mass obtained from Eq. 7 assumes that each cloud is spherical and virialised (with isotropic velocity dispersions), with no magnetic support or pressure confinement. We note that, to investigate the dynamical state of each cloud in the presence of strong tidal/shear forces, in the sections that follow we will define different  $M_{\text{vir}}$  using velocity dispersions  $\sigma$  calculated in different ways. These will be clearly labeled when used to avoid confusion.

**Cloud distance from the centre.** The deprojected distance ( $R_{\text{gal}}$ ) of a cloud from the centre of the galaxy (R.A. (J2000) =

12<sup>h</sup>27<sup>m</sup>26<sup>s</sup>.504 ± 0<sup>s</sup>.013 and Dec. (J2000) = 11°06′27″.57 ± 0′.01 is calculated assuming the clouds are located in an inflexibly thin molecular gas disc with a position angle of 93° and an inclination angle of 68° (i.e. an axis ratio of 0.37; see Davis et al. 2018).

**Uncertainties.** The uncertainties of our measured cloud properties are estimated via a bootstrapping technique. For each cloud, we generate 1000 realisations of the data by randomly sampling the initial distribution, with repetition allowed, to reach the same number of cloud pixels. The cloud properties are measured for each sampled structure, and the median absolute deviation is used to estimate the fractional uncertainty of each property. The final uncertainties are scaled by the square root of the number of spaxels per synthesised beam area to account for the fact that not all of the pixels are independent. Our bootstrap approach assumes the boundary of each cloud is fixed, and therefore does not take into account the uncertainties in defining the cloud themselves. Nevertheless, we have compared the uncertainties produced by our bootstrapping method to those derived from other techniques (e.g. Rosolowsky & Leroy 2006; Faesi et al. 2016), demonstrating that they are similar and thus reliable. We note that the uncertainty of the gradient-subtracted velocity dispersion  $\sigma_{\text{gs,los}}$  is derived via the same bootstrapping technique, and thus includes the uncertainty of the adopted mean velocity at the cloud centre.

The uncertainty of the adopted distance  $D$  to NGC4429 was not propagated through the uncertainties of the measured quantities. This is because an error on the distance to NGC4429 translates to a systematic (rather than random) scaling of some of the measured quantities (no effect on the others), i.e.  $R_c \propto D$ ,  $L_{\text{CO}(3-2)} \propto D^2$ ,  $M_{\text{gas}} \propto D^2$ ,  $\omega \propto D^{-1}$  and  $R_{\text{gal}} \propto D$ .

### 3.2 Table of GMC properties

Table 1 lists the positions and properties of the 217 GMCs identified in our work. Around 65% (141/217) of the GMCs identified are resolved spatially, i.e. with a deconvolved diameter larger than or equal to the synthesised beam size. All are resolved spectrally, i.e. with a deconvolved velocity width at least half of one (Hanning smoothed) velocity channel (Donovan Meyer et al. 2013). All masked CO flux has been assigned to a cloud, and the total flux of all clouds ( $\approx 43 \text{ Jy km s}^{-1}$ ) is about 60% of the integrated flux of the galaxy ( $75 \text{ Jy km s}^{-1}$ ). The diffuse emission below the adopted threshold of 2 times the RMS noise is not included in our analysis. As our primary beam covers all the CO emission in NGC4429, our derived GMC catalogue is complete at <sup>12</sup>CO(3-2).

Table 1 lists each cloud’s identification number, central position in both R.A. and Dec., local standard of rest velocity  $V_{\text{LSR}}$ , radius  $R_c$ , observed velocity dispersion  $\sigma_{\text{obs,los}}$  and gradient-subtracted velocity dispersion  $\sigma_{\text{gs,los}}$ , total CO(3-2) luminosity  $L_{\text{CO}(3-2)}$ , gaseous mass  $M_{\text{gas}}$ , peak intensity  $T_{\text{max}}$ , angular velocity  $\omega$  and position angle of the rotation axis  $\phi_{\text{rot}}$  (see Section 4.1), and deprojected distance from the centre of the galaxy  $R_{\text{gal}}$ .

### 3.3 Probability distribution functions of GMC properties

The number distributions of  $R_c$ ,  $\log(M_{\text{gas}}/M_{\odot})$ ,  $\sigma_{\text{obs,los}}$  and  $\log(\Sigma_{\text{gas}}/M_{\odot} \text{ pc}^{-2})$  (where  $\Sigma_{\text{gas}}$  is the characteristic gaseous mass surface density of each cloud,  $\Sigma_{\text{gas}} \equiv \frac{M_{\text{gas}}}{\pi R_c^2}$ ) for the 141 spatially-resolved clouds of NGC4429 are shown in Fig. 4. We divide the galaxy into three distinct regions (separated by the two brown dashed ellipses in Fig. 3): inner ( $R_{\text{gal}} \leq 220 \text{ pc}$ ), intermediate ( $220 < R_{\text{gal}} \leq 330 \text{ pc}$ ) and outer ( $R_{\text{gal}} > 330 \text{ pc}$ ) region. In

each panel, the black histogram (data) and curve (Gaussian fit) show the full sample, while the blue, green and red colours show only the clouds in the inner, intermediate and outer region, respectively. The insets show the median  $R_c$ ,  $\log(M_{\text{gas}}/M_{\odot})$ ,  $\sigma_{\text{obs,los}}$  and  $\log(\Sigma_{\text{gas}}/M_{\odot} \text{ pc}^{-2})$  as functions of the galactocentric distance  $R_{\text{gal}}$ .

The spatially-resolved clouds of NGC4429 have sizes  $R_c$  ranging from 7 to about 50 pc (see Fig. 4, top-left panel). A Gaussian fit to the size distribution yields a mean of  $16 \pm 0.5 \text{ pc}$  and a standard deviation of  $\approx 6 \text{ pc}$ . The clouds in NGC4429 appear to have sizes smaller than those of clouds in the MW disc (typical sizes  $\approx 30 - 50 \text{ pc}$ ; Miville-Deschênes et al. 2017b), Local Group galaxies (typical sizes  $\approx 20 - 70 \text{ pc}$ ; Rosolowsky et al. 2003; Rosolowsky 2007; Rosolowsky et al. 2007; Hirota et al. 2011) and most late-type galaxies (typical sizes  $\approx 20 - 200 \text{ pc}$ ; Donovan Meyer et al. 2012; Hughes et al. 2013; Rebolledo et al. 2015), but slightly larger than those of clouds in the Galactic Centre (typical sizes  $\approx 5 - 15 \text{ pc}$ ; Oka et al. 2001; Kauffmann et al. 2017) and the ETG NGC4526 (typical sizes  $\approx 5 - 30 \text{ pc}$ ; Utomo et al. 2015). We note however that the CO  $J = 3 - 2$  transition used in our work traces the warm molecular medium (10 – 50 K) around active SF regions, and has a higher characteristic density than the  $J = 1 - 0$  transition ( $\approx 7 \times 10^4$  versus  $\approx 1.4 \times 10^3 \text{ cm}^{-3}$ ). The CO(3-2) line could therefore potentially trace more compact structures than CO(1-0) (Miville-Deschênes et al. 2017a; Colombo et al. 2018). The inset in the top-left panel presents the median cloud size as a function of galactocentric distance. We note that the three innermost resolved clouds (clouds No. 32, 165 and 183;  $R_{\text{gal}} \leq 100 \text{ pc}$ ), that all lie along the major axis, have exceptionally large masses and/or surface densities. Except for these three innermost resolved clouds, the clouds in the inner region generally have slightly smaller sizes than the clouds at larger radii (i.e. in the intermediate and outer regions). The sizes of the clouds appear to slightly increase with galactocentric distance but drop at the outer edge of the molecular disc ( $R_{\text{gal}} \geq 375 \text{ pc}$ ).

The gaseous masses  $M_{\text{gas}}$  of the spatially-resolved clouds of NGC4429 range from  $2.8 \times 10^4$  to  $8 \times 10^5 M_{\odot}$  (see Fig. 4, top-right panel). The median cloud gaseous mass of the sample is  $\approx 1.6 \times 10^5 M_{\odot}$ . More than one third (54/141) of the resolved clouds are light ( $M_{\text{gas}} \leq 10^5 M_{\odot}$ ), but they overall contribute only  $\approx 16\%$  of the total molecular gas mass in clouds. There is no cloud more massive than  $M_{\text{gas}} = 10^6 M_{\odot}$  in NGC4429. The clouds in NGC4429 have gaseous masses slightly smaller than those of clouds in the MW disc ( $\approx 10^{4.5} - 10^{7.0} M_{\odot}$ ; Rice et al. 2016), NGC4826 ( $\approx 10^{6.0} - 10^{7.2} M_{\odot}$ ; Rosolowsky & Blitz 2005), NGC1068 ( $\approx 10^{4.2} - 10^{7.6} M_{\odot}$ ; Tosaki et al. 2017), M51 ( $\approx 10^{5.0} - 10^{7.5} M_{\odot}$ ; Colombo et al. 2014), NGC253 ( $\approx 10^{6.3} - 10^{7.8} M_{\odot}$ ; Leroy et al. 2015) and the LMC ( $\approx 10^{4.2} - 10^{6.8} M_{\odot}$ ; Hughes et al. 2010), but similar to those of clouds in M31 ( $\approx 10^4 - 10^6 M_{\odot}$ ; Rosolowsky 2007), M33 ( $\approx 10^4 - 10^6 M_{\odot}$ ; Rosolowsky et al. 2003, 2007), the SMC ( $\approx 10^4 - 10^6 M_{\odot}$ ; Muller et al. 2010) and the ETG NGC4526 ( $\approx 10^{4.7} - 10^{6.6} M_{\odot}$ ; Utomo et al. 2015). The clouds in the intermediate region tend to be more massive than the clouds in the inner and outer regions (see the inset in the top-right panel). The median cloud mass also appears to drop abruptly in the outermost region of the molecular disc ( $R_{\text{gal}} \geq 375 \text{ pc}$ ).

The spatially-resolved clouds of NGC4429 have observed velocity dispersions (linewidths)  $\sigma_{\text{obs,los}}$  between 2 and 16  $\text{km s}^{-1}$  (see Fig. 4, bottom-left panel). A Gaussian fit to the velocity dispersion distribution yields a mean of  $5.2 \pm 0.2 \text{ km s}^{-1}$ . The clouds in NGC4429 have observed velocity dispersions higher than those of clouds with the same sizes in the MW and Local Group galaxies (where  $\sigma_{\text{obs,los}}$  is typically 2 – 3  $\text{km s}^{-1}$ ; Rosolowsky et al.

**Table 1.** Observed properties of the clouds in NGC4429.

ID	RA(2000) (h:m:s)	Dec(2000) (° :′ :″)	$V_{\text{LSR}}$ ( $\text{km s}^{-1}$ )	$R_c$ (pc)	$\sigma_{\text{obs,los}}$ ( $\text{km s}^{-1}$ )	$\sigma_{\text{gs,los}}$ ( $\text{km s}^{-1}$ )	$L_{\text{CO}(3-2)}$ ( $10^4 \text{ K km s}^{-1} \text{ pc}^2$ )	$M_{\text{gas}}$ ( $10^5 M_{\odot}$ )	$T_{\text{max}}$ (K)	$\omega$ ( $\text{km s}^{-1} \text{ pc}^{-1}$ )	$\phi_{\text{rot}}$ (°)	$R_{\text{gal}}$ (pc)
1	12:27:26.2	11:06:27.9	853.8	...	$1.50 \pm 1.06$	$1.25 \pm 1.12$	$0.92 \pm 0.26$	$0.43 \pm 0.12$	3.8	...	...	404
2	12:27:26.2	11:06:28.2	864.4	$16.69 \pm 5.27$	$4.81 \pm 1.45$	$2.81 \pm 1.02$	$3.01 \pm 0.56$	$1.40 \pm 0.26$	3.3	$0.43 \pm 0.14$	$139 \pm 25$	372
3	12:27:26.2	11:06:27.6	864.6	$23.45 \pm 3.63$	$6.69 \pm 1.00$	$3.79 \pm 0.74$	$4.99 \pm 0.71$	$2.32 \pm 0.33$	3.8	$0.27 \pm 0.04$	$175 \pm 14$	370
4	12:27:26.2	11:06:27.4	872.4	$20.18 \pm 4.12$	$4.47 \pm 0.92$	$2.95 \pm 0.85$	$2.59 \pm 0.44$	$1.21 \pm 0.21$	3.4	$0.23 \pm 0.09$	$290 \pm 19$	339
5	12:27:26.2	11:06:27.8	875.9	$46.89 \pm 3.03$	$5.53 \pm 0.54$	$2.35 \pm 0.33$	$11.49 \pm 1.01$	$5.35 \pm 0.47$	4.2	$0.20 \pm 0.01$	$163 \pm 3$	309
6	12:27:26.2	11:06:27.0	876.9	$17.79 \pm 3.15$	$4.51 \pm 0.99$	$2.86 \pm 0.90$	$2.34 \pm 0.50$	$1.09 \pm 0.23$	3.4	$0.28 \pm 0.09$	$222 \pm 24$	394
7	12:27:26.2	11:06:26.8	883.7	$17.76 \pm 4.90$	$5.10 \pm 1.05$	$2.93 \pm 0.80$	$2.96 \pm 0.50$	$1.38 \pm 0.23$	3.9	$0.13 \pm 0.04$	$149 \pm 25$	407
8	12:27:26.3	11:06:28.3	887.3	$18.99 \pm 4.82$	$3.58 \pm 1.18$	$1.83 \pm 1.07$	$1.50 \pm 0.28$	$0.70 \pm 0.13$	3.8	$0.16 \pm 0.10$	$138 \pm 49$	296
9	12:27:26.2	11:06:28.5	885.2	...	$3.62 \pm 1.11$	$3.08 \pm 1.27$	$1.27 \pm 0.30$	$0.59 \pm 0.14$	3.7	...	...	345
10	12:27:26.3	11:06:27.7	888.2	$29.40 \pm 3.14$	$4.81 \pm 0.75$	$2.97 \pm 0.70$	$4.69 \pm 0.59$	$2.18 \pm 0.28$	3.8	$0.16 \pm 0.03$	$230 \pm 13$	248
11	12:27:26.2	11:06:26.7	892.8	...	$2.84 \pm 0.74$	$2.52 \pm 0.81$	$0.99 \pm 0.27$	$0.46 \pm 0.13$	4.2	...	...	400
12	12:27:26.2	11:06:26.9	894.8	...	$5.49 \pm 1.42$	$3.11 \pm 1.24$	$1.38 \pm 0.37$	$0.64 \pm 0.17$	3.5	...	...	371
13	12:27:26.3	11:06:27.2	892.9	$26.18 \pm 2.65$	$6.34 \pm 0.86$	$3.22 \pm 0.58$	$6.12 \pm 0.60$	$2.85 \pm 0.28$	4.8	$0.33 \pm 0.03$	$213 \pm 7$	285
14	12:27:26.3	11:06:27.8	898.0	$26.25 \pm 2.73$	$5.14 \pm 0.62$	$2.52 \pm 0.42$	$5.33 \pm 0.56$	$2.49 \pm 0.26$	4.4	$0.20 \pm 0.02$	$202 \pm 6$	219
15	12:27:26.2	11:06:28.6	898.4	$14.93 \pm 4.44$	$3.36 \pm 0.87$	$2.46 \pm 0.68$	$2.37 \pm 0.52$	$1.11 \pm 0.24$	3.5	$0.17 \pm 0.07$	$72 \pm 39$	330
16	12:27:26.3	11:06:26.9	900.3	...	$5.08 \pm 1.80$	$2.57 \pm 1.55$	$1.37 \pm 0.41$	$0.64 \pm 0.19$	2.7	...	...	342
17	12:27:26.3	11:06:27.0	902.0	...	$4.76 \pm 1.75$	$4.20 \pm 1.95$	$0.82 \pm 0.19$	$0.38 \pm 0.09$	3.8	...	...	296
18	12:27:26.3	11:06:28.3	901.2	$16.35 \pm 3.67$	$5.70 \pm 1.23$	$2.18 \pm 0.81$	$1.75 \pm 0.40$	$0.81 \pm 0.19$	3.3	$0.52 \pm 0.19$	$148 \pm 28$	279
19	12:27:26.2	11:06:26.4	906.3	$14.16 \pm 5.81$	$6.04 \pm 2.54$	$4.16 \pm 2.67$	$1.48 \pm 0.46$	$0.69 \pm 0.21$	2.8	$0.34 \pm 0.92$	$260 \pm 121$	438
20	12:27:26.3	11:06:27.3	908.3	$20.56 \pm 4.42$	$3.33 \pm 0.84$	$2.51 \pm 0.82$	$2.57 \pm 0.50$	$1.20 \pm 0.23$	3.6	$0.10 \pm 0.04$	$181 \pm 55$	244
...	...	...	...	...	...	...	...	...	...	...	...	...
217	12:27:26.9	11:06:27.2	1344.3	$20.42 \pm 3.92$	$2.23 \pm 0.68$	$1.58 \pm 0.89$	$1.94 \pm 0.34$	$0.90 \pm 0.16$	3.8	$0.01 \pm 0.04$	$85 \pm 138$	428

Notes. – Measurements of  $M_{\text{gas}}$  assume a CO(3-2)/CO(1-0) line ratio of  $1.06 \pm 0.15$  (in beam temperature units; Davis et al. 2018) and a standard Galactic conversion factor  $X_{\text{CO}} = 2 \times 10^{20} \text{ cm}^{-2} (\text{K km s}^{-1})^{-1}$  (including the mass contribution from helium). All uncertainties are quoted at the  $1 \sigma$  level. As noted in the text, the uncertainty of the adopted distance  $D$  to NGC4429 was not propagated through the tabulated uncertainties of the measured quantities. This is because an error on the distance to NGC4429 translates to a systematic (rather than random) scaling of some of the measured quantities (no effect on the others), i.e.  $R_c \propto D$ ,  $L_{\text{CO}(3-2)} \propto D^2$ ,  $M_{\text{gas}} \propto D^2$ ,  $\omega \propto D^{-1}$  and  $R_{\text{gal}} \propto D$ . Table 1 is available in its entirety in machine-readable form in the electronic edition.

2003; Rosolowsky 2007; Rosolowsky et al. 2007; Fukui et al. 2008; Muller et al. 2010), but similar to those of the clouds in the ETG NGC4526 ( $\sigma_{\text{obs,los}} \approx 5 - 16 \text{ km s}^{-1}$ ; Utomo et al. 2015). Almost all clouds with high velocity dispersions ( $\sigma_{\text{obs,los}} \geq 10 \text{ km s}^{-1}$ ) are located in the inner and intermediate regions. We find a general trend of slightly decreasing velocity dispersion with galactocentric radius (see the inset in the bottom-left panel).

The gaseous mass surface densities  $\Sigma_{\text{gas}}$  of spatially-resolved clouds in NGC4429 have a range of  $\approx 40 - 650 M_{\odot} \text{ pc}^{-2}$  (see Fig. 4, bottom-right panel). A Gaussian fit to the distribution of  $\log(\Sigma_{\text{gas}}/M_{\odot} \text{ pc}^{-2})$  yields a mean of  $2.2 \pm 0.17$  dex. The clouds in NGC4429 have an average gaseous mass surface density that is lower than that of the clouds in the ETG NGC4526 ( $\langle \Sigma_{\text{gas}} \rangle \approx 1000 M_{\odot} \text{ pc}^{-2}$ ; Utomo et al. 2015), but is comparable to that of the clouds in M33 and M64 ( $\langle \Sigma_{\text{gas}} \rangle \approx 100 M_{\odot} \text{ pc}^{-2}$ ; Rosolowsky et al. 2003; Rosolowsky & Blitz 2005) and is larger than that of the clouds in the MW disc and the LMC ( $\langle \Sigma_{\text{gas}} \rangle \approx 50 M_{\odot} \text{ pc}^{-2}$ ; Lombardi et al. 2010; Heyer et al. 2009; Hughes et al. 2010; Miville-Deschênes et al. 2017b). The gaseous mass surface densities of individual clouds in NGC4429 vary by more than an order of magnitude. We find that the clouds in the inner region tend to have a slightly larger minimum gaseous mass surface density ( $\Sigma_{\text{gas}} \geq 70 M_{\odot} \text{ pc}^{-2}$ ) than the clouds in the intermediate ( $\Sigma_{\text{gas}} \geq 60 M_{\odot} \text{ pc}^{-2}$ ) and outer ( $\Sigma_{\text{gas}} \geq 40 M_{\odot} \text{ pc}^{-2}$ ) region. The general trend is that the clouds at smaller radii have higher gaseous mass surface densities (see the inset in the bottom-right panel).

### 3.4 GMC mass spectra

The distribution of GMCs by mass is a critical diagnostic of a GMC population and provides important clues to GMC formation and destruction (Rosolowsky 2005; Colombo et al. 2014). We choose the gaseous mass over the Virial mass to determine the mass function,

because gas mass does not require assumptions about the dynamical state of the GMCs and is well defined even for spatially-unresolved clouds. We fit the cumulative mass distribution (see Fig. 5) instead of the differential mass distribution, as Rosolowsky (2005) argues that the former is more reliable than the latter as it is not affected by biases related to binning and it can account for uncertainties of the cloud masses.

Cumulative mass distribution functions can be characterised quantitatively by a power-law function

$$N(M' > M) = \left( \frac{M}{M_0} \right)^{\gamma+1}, \quad (8)$$

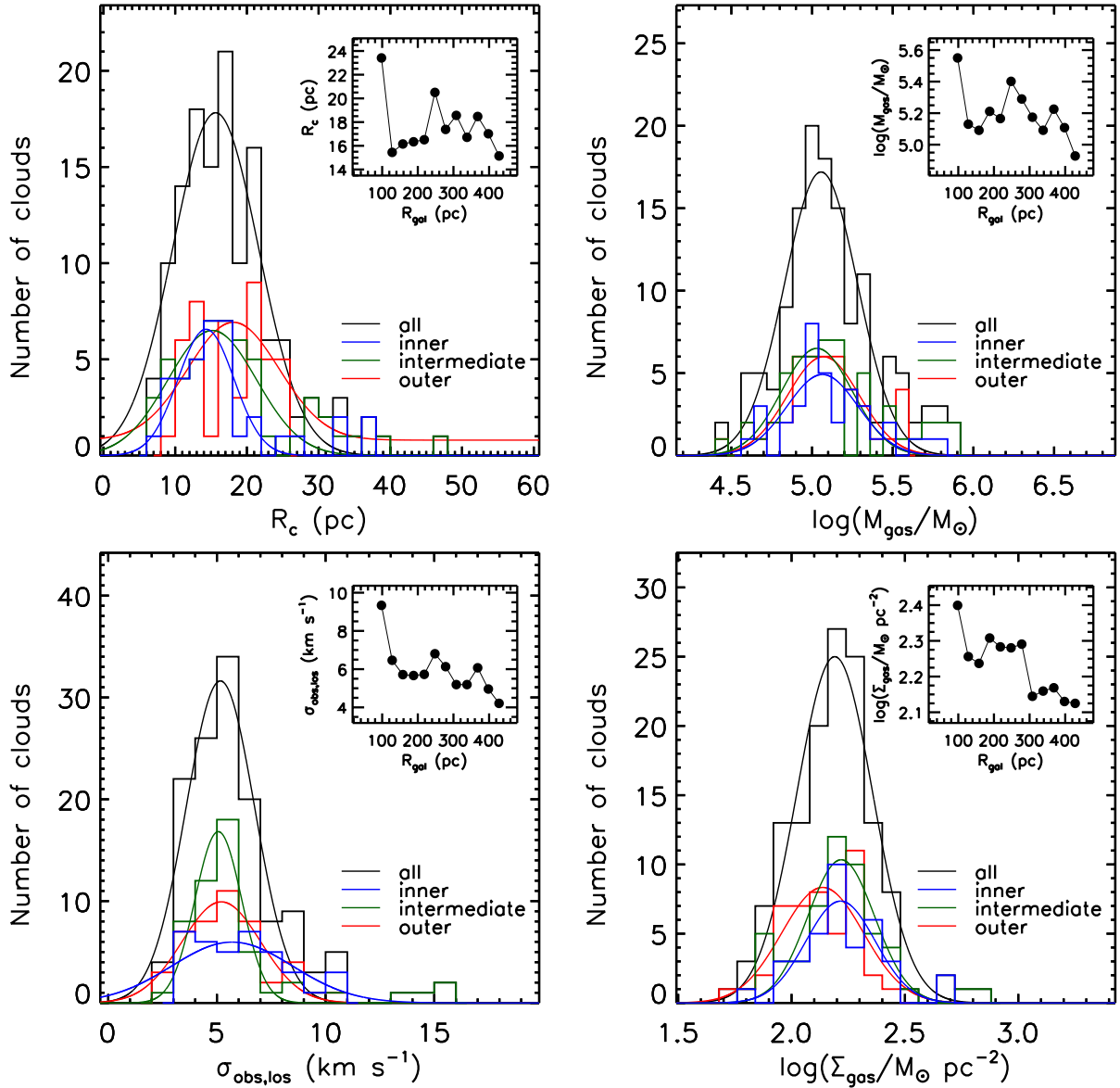
where  $N(M' > M)$  is the number of clouds with a mass greater than  $M$ ,  $M_0$  sets the normalisation, and  $\gamma$  is the power-law index. Alternatively, a truncated power-law function can be used,

$$N(M' > M) = N_0 \left[ \left( \frac{M}{M_0} \right)^{\gamma+1} - 1 \right], \quad (9)$$

where  $M_0$  is now the cut-off mass of the distribution and  $N_0$  is the number of clouds with a mass  $M > 2^{1/(\gamma+1)} M_0$ , the cut-off point of the distribution (for a meaningful truncation to exist, one expects  $N_0 \gg 1$ ).

We fit the cumulative mass spectra by applying the ‘‘error in variables’’ method developed by Rosolowsky (2005), that adopts an iterative maximum-likelihood approach to estimate the best-fitting parameters and account for uncertainties of both the cloud mass and the number distribution. Fitting is only performed above the completeness limit of  $M_{\text{com}} = 4 \times 10^4 M_{\odot}$ , shown as a black vertical dashed line in Fig. 5. We estimate the mass completeness limit based on the minimum spatially-resolved cloud (gaseous) mass ( $M_{\text{min}}$ ) and the observational sensitivity, i.e.  $M_{\text{com}} \equiv M_{\text{min}} + 10\delta_M$ , where the contribution to the mass due to noise,  $\delta_M$ , is estimated by multiplying our RMS column density sensitivity limit of  $10 M_{\odot} \text{ pc}^{-2}$





**Figure 4.** Distributions of  $R_c$ ,  $\log(M_{\text{gas}}/M_{\odot})$ ,  $\sigma_{\text{obs,los}}$  and  $\log(\Sigma_{\text{gas}}/M_{\odot} \text{pc}^{-2})$  with their Gaussian fits for the 141 spatially-resolved clouds identified in NGC4429 (black histograms), and for only the clouds in the inner (blue histograms), intermediate (green histograms) and outer (red histograms) region of the galaxy, respectively. The insets show the median  $R_c$ ,  $\log(M_{\text{gas}}/M_{\odot})$ ,  $\sigma_{\text{obs,los}}$  and  $\log(\Sigma_{\text{gas}}/M_{\odot} \text{pc}^{-2})$  in elliptical annuli of constant  $R_{\text{gal}}$  (and equal width  $\Delta R_{\text{gal}} = 30 \text{ pc}$ ).

**Table 2.** Parameters of the truncated power laws best fitting the cumulative gaseous mass distributions of the clouds in NGC4429.

Region	Distance (pc)	$\gamma$	$M_0$ ( $10^5 M_{\odot}$ )	$N_0$
All	$0 < R_{\text{gal}} \leq 450$	$-2.18 \pm 0.21$	$8.8 \pm 1.3$	$6.9 \pm 4.4$
Inner	$0 < R_{\text{gal}} \leq 220$	$-2.32 \pm 0.24$	$9.2 \pm 2.5$	$1.4 \pm 1.9$
Intermediate	$220 < R_{\text{gal}} \leq 330$	$-1.83 \pm 0.33$	$10.6 \pm 1.6$	$5.2 \pm 5.5$
Outer	$330 < R_{\text{gal}} \leq 450$	$-2.08 \pm 0.32$	$4.6 \pm 0.4$	$6.6 \pm 5.4$

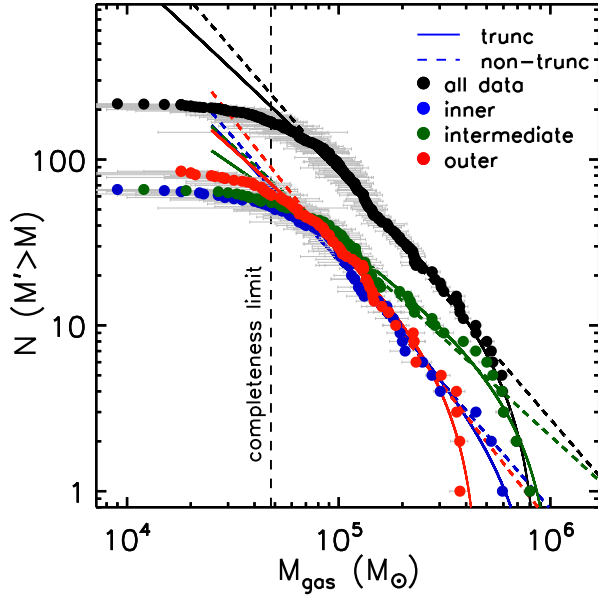
Notes. – All uncertainties are quoted at the  $1 \sigma$  level.

by the synthesised beam area of  $\approx 180 \text{ pc}^2$ . The parameters of the best-fitting truncated power laws to the cumulative (gaseous) mass distributions of the clouds in NGC4429 are listed in Table 2.

We find strong evidence for a curtailment of very massive

GMCs in NGC4429, as a truncated power-law function (black solid line in Fig. 5) with a high value of  $N_0$  ( $6.9 \pm 4.4$ ) fits the gaseous mass distribution much better than a pure power-law function (black dashed line). This implies that NGC4429 lacks the processes that actively accumulate molecular gas clumps into high-mass GMCs. The best truncated fit yields a slope  $\gamma = -2.18 \pm 0.21$ , a slope steeper than  $-2$  implying that most of the molecular gas mass of NGC4429 is in low-mass clouds and there should thus be a significant amount of gas below our completeness limit. This is consistent with the fact that only  $\approx 60\%$  of the emission is decomposed into clouds at our resolution (see Section 3.2). However, there must also be a lower gaseous mass limit for the molecular clouds or a turnover at low mass for the total mass to remain finite.

Our derived slope  $\gamma$  is similar to that measured for the clouds in the outer Galaxy ( $-2.2 \pm 0.1$ ; Rice et al. 2016), the ETG NGC4526



**Figure 5.** Cumulative gaseous mass distribution of all the clouds of NGC4429 (black data points) and only the clouds in the inner (blue data points), intermediate (green data points) and outer (red data points) region, respectively. Truncated (solid curve) and non-truncated (dashed curves) power-law fits are overlaid in matching colours. Our mass completeness limit is indicated by the black vertical dashed line.

( $-2.39 \pm 0.03$ ; Utomo et al. 2015), M51 ( $-2.3 \pm 1$ ; Colombo et al. 2014) and the outer regions of M33 ( $-2.1 \pm 1$ ; Rosolowsky et al. 2007), but is steeper than that for the clouds in the inner Galaxy ( $-1.6 \pm 0.1$ ; Rice et al. 2016), the spiral arms of M51 ( $-1.79 \pm 0.09$ ; Colombo et al. 2014), NGC1068 ( $-1.25 \pm 0.07$ ; Tosaki et al. 2017), the inner regions of M33 ( $-1.8 \pm 1$ ; Rosolowsky et al. 2007), NGC300 ( $-1.80 \pm 0.07$ ; Faesi et al. 2016) and the overall mass spectrum of Local Group galaxies ( $\approx -1.7$ ; Blitz et al. 2007).

The best-fitting cut-off gaseous mass  $M_0$  of our truncated distribution ( $(8.8 \pm 1.3) \times 10^5 M_\odot$ ) is comparable to that for the clouds in the outer Galaxy ( $(1.5 \pm 0.5) \times 10^6 M_\odot$ ; Rice et al. 2016) and the inner regions of M33 ( $(7.4 \pm 0.5) \times 10^5 M_\odot$ ; Rosolowsky et al. 2007), but is much lower than that for the clouds in most other galaxies such as the inner Galaxy ( $(1.0 \pm 0.2) \times 10^7 M_\odot$ ; Rice et al. 2016), the ETG NGC4526 ( $(4.12 \pm 0.08) \times 10^6 M_\odot$ ; Utomo et al. 2015), M51 ( $(1.8 \pm 0.3) \times 10^6 M_\odot$ ; Colombo et al. 2014), NGC1068 ( $(5.9 \pm 0.6) \times 10^7 M_\odot$ ; Tosaki et al. 2017) and the outer regions of M33 ( $(3.4 \pm 1.2) \times 10^6 M_\odot$ ; Rosolowsky et al. 2007).

Variations of the GMC gaseous mass distribution as a function of galactocentric distance can also be quantified. We find the cloud cumulative gaseous mass functions of the three regions to be slightly different, with a best-fitting truncated slope  $\gamma$  of  $-2.32 \pm 0.24$ ,  $-1.83 \pm 0.33$  and  $-2.08 \pm 0.32$  and a cut-off gaseous mass  $M_0$  of  $(9.2 \pm 2.5) \times 10^5$ ,  $(10.6 \pm 1.6) \times 10^5$  and  $(4.6 \pm 0.4) \times 10^5 M_\odot$  in the inner, intermediate and outer region, respectively. The distributions of the clouds in the inner and outer regions appear to be similar at gaseous masses below  $2 \times 10^5 M_\odot$ , but the latter shows a truncation while the former seems to be better fit by a pure power law even at the high-mass end. Massive clouds appear to be suppressed at the galaxy centre and especially in the outer regions of the disc. Indeed, the distribution of clouds with gaseous masses greater than the completeness limit cuts off abruptly inside 40 pc and beyond 450 pc (see Fig. 3). More than half of the most massive clouds

( $> 2.5 \times 10^5 M_\odot$ ) are located in the intermediate region, implying that the survival of massive clouds is more favoured in this region. Overall, the environmental dependence of the gaseous mass spectrum indicates that the formation and destruction mechanisms of GMCs are (slightly) different at different galactocentric distances.

## 4 CLOUD KINEMATICS

### 4.1 Velocity gradients of individual clouds

We observe strong velocity gradients within individual GMCs. Many authors argue that these gradients are the signature of cloud rotation (e.g. Blitz 1993; Phillips 1999; Rosolowsky et al. 2003; Rosolowsky 2007; Utomo et al. 2015). The observed velocity gradient of each cloud can be quantified by fitting a plane to its intensity-weighted first moment (i.e. mean line-of-sight velocity) map  $\bar{v}(x, y)$ :

$$\bar{v}(x, y) = ax + by + c, \quad (10)$$

where  $a$  and  $b$  are the projected velocity gradient along respectively the  $x$ - and the  $y$ -axis on the sky (selected here in the standard/intuitive manner, i.e. respectively reversely proportional to the right ascension and proportional to the declination). We adopt the code `lts_plane_fit` to perform the fits. This code combines least-trimmed-squares robust techniques (Rousseeuw & Driessen 2006) into a least-squares fitting algorithm, and allows for intrinsic scatter, uncertainties, possible large outliers and weighting of each pixel by its flux (i.e. gaseous mass surface density). The projected angular velocity  $\omega_{\text{obs}}$  (i.e. the magnitude of the projected velocity gradient) and position angle of the rotation axis  $\phi_{\text{rot}}$  are then given by the best-fitting coefficients:

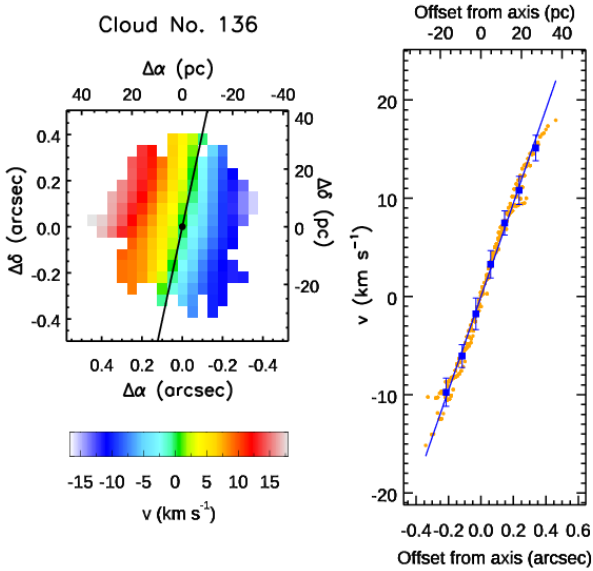
$$\omega_{\text{obs}} = \sqrt{a^2 + b^2}, \quad (11)$$

$$\phi_{\text{rot}} = \tan^{-1}(b/a). \quad (12)$$

The uncertainties of  $\omega_{\text{obs}}$  and  $\phi_{\text{rot}}$  are estimated from the uncertainties of the parameters  $a$  and  $b$  using standard error propagation rules. We note that these derived projected angular velocities  $\omega_{\text{obs}}$  are underestimated by a factor  $1 - \cos(\varphi)$  compared to the intrinsic ones (i.e.  $\omega_{\text{obs}} = \cos(\varphi)\omega_{\text{int}}$ ), where  $\varphi$  is the angle between the cloud rotation axis and the plane of the sky. This is however inconsequential for all following analyses and discussions, as all modelled quantities will themselves be projected onto the sky (according to the model assumptions) before comparison.

Fitting a plane to the mean line-of-sight velocity map of each cloud implicitly assumes cloud solid-body rotation. While this may not be intrinsically true (i.e. the angular velocity may depend on the radius within each cloud), because our clouds are generally relatively poorly spatially resolved,  $\omega_{\text{obs}}$  as defined above nevertheless provides a useful single quantity to quantify the bulk (projected) rotation of each cloud.

Figure 6 provides one example of our plane fitting to the mean line-of-sight velocity map of a cloud of NGC4429. The left panel shows the intensity-weighted first moment map with the best-fitting rotation axis (black line) and centre (black solid circle) overplotted. For illustrative purposes only, the right panel shows the mean velocity of each pixel within the cloud ( $\bar{v}(x, y)$ ) against the perpendicular distance of the pixel from the best-fitting cloud rotation axis. A cloud with solid-body rotation should have all its data points well fit by a straight line, as is the case here. Overall, we find that planes are reasonable fits to the velocity maps of most of the clouds in NGC4429, and the median value of the reduced  $\chi^2$  for the 141



**Figure 6.** One example of plane fitting to the intensity-weighted first moment (i.e. mean line-of-sight velocity) map of a cloud of NGC4429 (here cloud No. 136). The left panel shows the cloud’s mean velocity map with the best-fitting rotation axis (black line) and centre (black solid circle) overlaid. The right panel shows the mean line-of-sight velocity of each pixel within the cloud against the perpendicular distance of the pixel from the best-fitting rotation axis (orange data points). Blue squares are means of the velocity in bins of perpendicular distance from the rotation axis. For illustrative purposes only, the blue line shows the best-fitting straight line to the data, indicating that solid-body rotation is a good description of the cloud’s kinematics.

spatially-resolved clouds is  $\chi_r^2 = 0.8$ . More than half (82) of the resolved clouds are well-fit by solid-body rotation ( $\chi_r^2 \leq 1$ ).

The best-fitting results are listed in Table 1. The projected velocity gradients  $\omega_{\text{obs}}$  of the 141 spatially-resolved clouds range from 0.05 to 0.91  $\text{km s}^{-1} \text{pc}^{-1}$ , with an average of  $\approx 0.33 \text{ km s}^{-1} \text{pc}^{-1}$ . Our derived velocity gradients are significantly larger than those inferred for MW clouds ( $\sim 0.1 \text{ km s}^{-1} \text{pc}^{-1}$ ; Blitz 1993; Phillips 1999; Imara & Blitz 2011), M33 ( $\approx 0.15 \text{ km s}^{-1} \text{pc}^{-1}$ ; Rosolowsky et al. 2003; Imara et al. 2011) and M31 ( $0 - 0.2 \text{ km s}^{-1} \text{pc}^{-1}$ ; Rosolowsky 2007), but they are comparable to those inferred for the clouds of the ETG NGC4526 ( $0 - 1.0 \text{ km s}^{-1} \text{pc}^{-1}$ ; Utomo et al. 2015).

## 4.2 Origin of the clouds’ velocity gradients

The observed velocity gradients of the clouds can arise from turbulent motions, the clouds’ intrinsic rotation and/or galaxy rotation. Burkert & Bodenheimer (2000) suggested that turbulent velocity fields can produce observed linear gradients, that were estimated to be of order  $0.08 \text{ km s}^{-1} \text{pc}^{-1}$  for their median cloud radius of 20 pc. As our measured (i.e. projected) velocity gradients are generally much larger than this, we suggest turbulence is not important to account for them.

The observed velocity gradients of the clouds in NGC4429 are more likely produced by the intrinsic rotation of the clouds and/or galaxy rotation. Galaxy rotation can produce velocity gradients across the small areas occupied by GMCs, especially at small galactocentric distances corresponding to the steep part of the rotation curve. To identify the origin of the observed velocity gradients

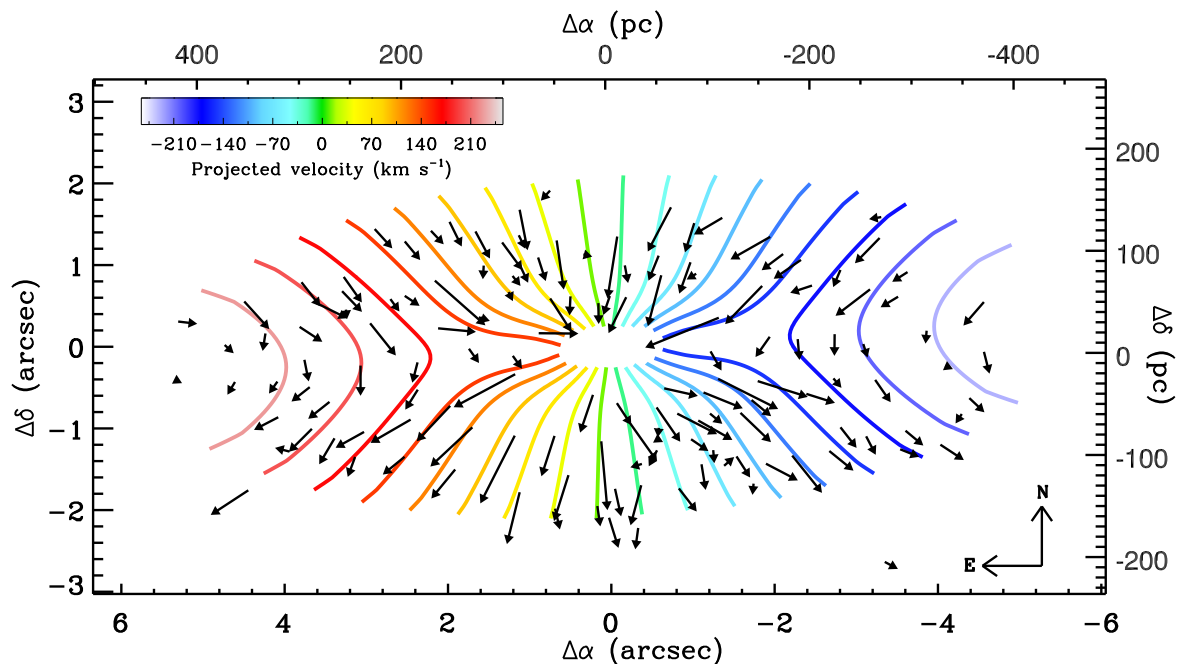
of the clouds of NGC4429, we overplot the rotation axes of the individual clouds (i.e. the projected directions of their angular momentum vectors) on the isovelocity contours of the galaxy in Fig. 7. If the velocity gradients of the clouds are produced by the clouds’ intrinsic rotation, their rotation axes should be randomly distributed. On the other hand, if the velocity gradients of the clouds are produced by the galaxy rotation, their rotation axes should show a strong alignment with the galaxy isovelocity contours.

As shown in Fig. 7, we do find a strong tendency for the projected angular momentum vectors of the clouds to be tangential to the isovelocity contours of NGC4429, implying that the observed velocity gradients of the clouds are primarily a consequence of galactic rotation. This is similar to the trend in NGC4526 (Utomo et al. 2015), but different from that in the MW (Koda et al. 2006) and M31 (Rosolowsky 2007), where the distributions of position angles are random.

Here the isovelocity contours due to the galaxy rotation were derived by creating a gas dynamical model using the Kinematic Molecular Simulation (KinMS) package of Davis et al. (2013). Inputs to the model include the stellar mass distribution, stellar mass-to-light ratio, SMBH mass, as well as the disc orientation (position angle and inclination) and position (spatially and spectrally). The stellar mass distribution is parametrised by a multi-Gaussian expansion (MGE; Emsellem et al. 1994) fit to a V-band image from HST (Davis et al. 2018). The free parameters are derived by fitting to the observed gas kinematics, assuming the object is axisymmetric (in the central parts where CO is located) and the gas in circular rotation (see Davis et al. 2018 for details of the fitting procedures and the best-fitting parameters). The dark matter and gas masses are not included in our model, as they are small compared to those of the SMBH and stars. We note that a variable mass-to-light ratio has been adopted, as required by the data, with a piecewise linear form as a function of radius. An inclination angle of  $68^\circ$  and a kinematic position angle of  $93^\circ$  (as measured in that work) are adopted to calculate the line-of-sight projection of the gas circular velocities.

To further quantify the effects of the galaxy rotation on our observed velocity gradients, we compare the measured angular velocities and position angles of the rotation axes of the clouds in NGC4429 to those expected from a pure galaxy rotation model. We measure the projected angular velocities and rotation axes of the model over the same areas as for the observed clouds, using the methods described in Section 4.1. We assume that the motion of the gas within each cloud (i.e. each fluid element of each cloud) follows perfectly circular orbits defined by our kinetic model above. We find a strong correlation between the modelled and observed position angles (with a median angle difference of  $\approx 19^\circ$ ), supporting the idea that the observed cloud-scale velocity gradients are aligned with the large-scale velocity field, as suggested by Fig. 7.

A general correlation between the modelled and observed angular velocities is also found. Our model overestimates the observed angular velocities  $\omega_{\text{obs}}$  by a median factor of 2, much smaller than the  $\omega_{\text{mod}}/\omega_{\text{obs}}$  ratios found for clouds in WISDOM late-type galaxies ( $\omega_{\text{mod}}/\omega_{\text{obs}} \geq 10$ ; Shu et al., in prep; Choi et al., in prep). This discrepancy between the amplitudes of the observed and modelled angular velocities is unlikely to be due to the clouds’ own rotations, as the observed position angles  $\phi_{\text{rot}}$  of the clouds would then be expected to deviate from the modelled ones randomly. A possible explanation is that the self-gravity of the clouds is also important, so that the clouds do not follow pure galaxy rotation (see Section 6.2 for more discussion of this). The discrepancy could also partly be due to the limitation of CPROPS to isolate individual clouds in highly-crowded environments. To reduce the ambiguities due to



**Figure 7.** Projected directions of the angular momentum vectors of individual spatially-resolved GMCs in NGC4429 (black arrows), overplotted on the isovelocity contours of the molecular gas (colour coded by the projected velocities). The length of the arrows represents the magnitudes of the velocity gradients (i.e.  $\omega_{\text{obs}}$ ). The projected velocities are derived from our gas dynamical model assuming pure rotation (see text).

cloud blending, we fit both the data and model again without including the outermost boundary pixels of each cloud. In this case, a strong correlation between the modelled and observed position angles is again present (see the right panel of Fig. 8), with a median angle difference of  $\approx 16^\circ$ , but the model overestimates the observed angular velocities by a reduced median factor of 1.5 only (left panel of Fig. 8). In the inner region, where the clouds are more blended in both space and velocity, the discrepancies between the modelled and observed angular velocities is worse (with a median factor of 2), and the angle difference is larger (with a median value of  $\approx 20^\circ$ ). In the outer region, where clouds are less blended, the model shows a much better agreement with the observations (with a median angular velocity discrepancy factor of only 1.2 and a median angle difference of only  $\approx 14^\circ$ ).

In summary, a comparison of the observed and modelled projected angular velocities and rotation axes of individual clouds suggests that the observed velocity gradients of the clouds in NGC4429 are primarily caused by the local circular orbital motions, themselves due to the galaxy potential. We note that the good match between our observations and model suggests that the motion of the gas within each cloud of NGC4429 mainly follows gravitational orbital (and thus shear) motions rather than epicyclic motions (see Section 6.1 for more discussion of this issue).

## 5 DYNAMICAL STATE OF CLOUDS

### 5.1 Cloud scaling relations using the observed velocity dispersion

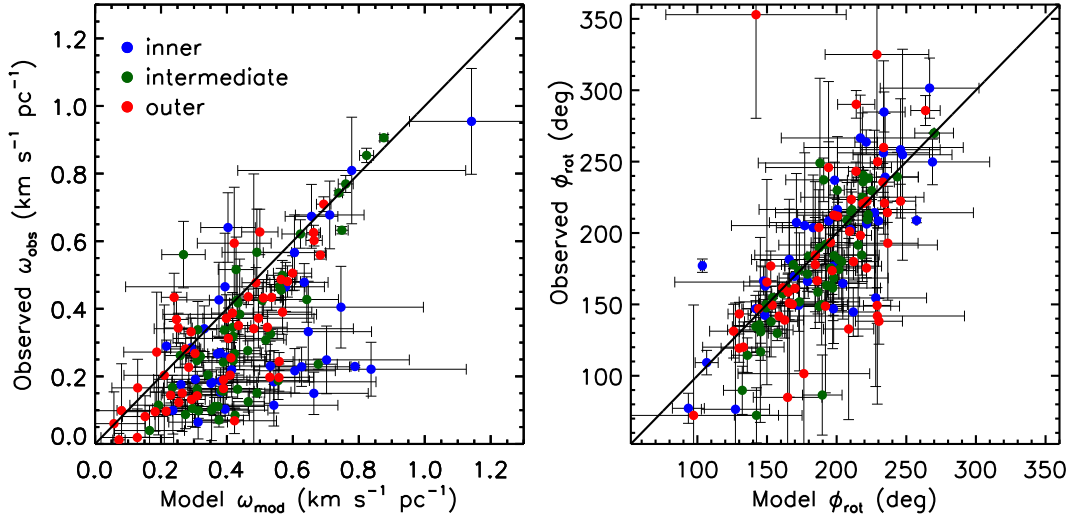
The scaling relations between the physical properties of molecular clouds have become a standard tool for assessing the clouds' physical states and dynamical conditions (e.g. Blitz et al. 2007; Hughes et al. 2013). The most fundamental relation is the size – linewidth re-

lation, a.k.a. Larson's first relation (e.g. Larson 1981; Solomon et al. 1987), that has become the yardstick for GMC studies in the MW and external galaxies (e.g. Bolatto et al. 2008). The size – linewidth relationship is usually interpreted as a signature of the turbulent motions within clouds (e.g. Falgarone et al. 1991; Elmegreen & Falgarone 1996; Lequeux 2005), and it provides a unique probe of the dynamical state of the turbulent molecular gas in extragalactic star-forming systems.

Another important scaling relation providing crucial insights is the correlation between the clouds' dynamical (i.e. Virial) masses  $M_{\text{vir}}$  and their true masses  $M$  (here taken to be the gaseous masses  $M_{\text{gas}}$ ). The comparison of the Virial and gaseous masses provides an important clue to the dynamical state of the clouds according to the Virial theorem. Indeed, the Virial parameter

$$\begin{aligned} \alpha_{\text{vir}} &\equiv \frac{M_{\text{vir}}}{M} \\ &= \frac{\sigma^2 R_c}{b_s G M} \\ &= \frac{2 \frac{1}{2} M \sigma^2}{b_s G M^2 / R_c} \end{aligned} \quad (13)$$

(see Eq. 7) is equal to the ratio of two times the turbulent kinetic energy to the (absolute value of the) self-gravitational energy of a cloud, quantifying the degree of gravitational boundedness of the cloud. If the Virial parameter of a cloud  $\alpha_{\text{vir}} \approx 1$ , the cloud is gravitationally bound and in Virial equilibrium. If its Virial mass is much larger than its gaseous mass ( $\alpha_{\text{vir}} \gg 1$ ), the cloud has to be confined by external pressure (it would otherwise disperse) and it is unlikely to be bound (i.e. it is a transient feature of the ISM). If  $\alpha_{\text{vir}} \lesssim 1$ , the molecular cloud is likely unstable to gravitational collapse. We note that a critical parameter  $\alpha_{\text{crit}} \approx 2$  is often regarded as the threshold between gravitationally-bound and unbound objects (Kauffmann et al. 2013, 2017).



**Figure 8.** Correlations between the modelled and observed projected angular velocities  $\omega_{\text{obs}}$  (left panel) and position angles of the rotation axes  $\phi_{\text{rot}}$  (right panel) for the 141 spatially-resolved clouds of NGC4429. The data points are colour-coded by region and the black solid lines show the 1 : 1 relations.

A third important scaling relation is the correlation between the clouds’ mass surface densities  $\Sigma$  (again taken here to be the gaseous mass surface densities  $\Sigma_{\text{gas}}$ ) and the quantities  $\sigma R_{\text{c}}^{-1/2}$  (where as before  $\sigma$  and  $R_{\text{c}}$  are a measure of the observed/1D velocity dispersion and size of each cloud, respectively). The  $\sigma R_{\text{c}}^{-1/2} - \Sigma_{\text{gas}}$  plot provides a necessary modification to Larson’s scaling relations. It implies an additional constraint to the velocity dispersion, whereby the velocity dispersion of a cloud depends on both its spatial extent and its gaseous mass surface density (Field et al. 2011). If clouds are virialised (and do not necessarily obey Larson’s first relation), observations should cluster around the line  $\sigma R_{\text{c}}^{-1/2} = \sqrt{\pi G b_{\text{s}} \Sigma_{\text{gas}}}$  ( $b_{\text{s}} = 1/5$  for a homogeneous spherical cloud; see the black solid diagonal line in the right panel of e.g. Fig. 9). If clouds are not virialised but are marginally gravitationally bound (i.e.  $\alpha_{\text{vir}} \approx \alpha_{\text{vir,crit}} = 2$ ), the data points should cluster around the line  $\sigma R_{\text{c}}^{-1/2} = \sqrt{2\pi G b_{\text{s}} \Sigma_{\text{gas}}}$  (see the black dotted diagonal line in the right panel of e.g. Fig. 9). If clouds are not gravitationally bound, external pressure ( $P_{\text{ext}}$ ) must play an important role to confine the clouds, and the clouds should be distributed along the black V-shaped dashed curves in the right panel of Fig. 9:  $\sigma R_{\text{c}}^{-1/2} = \sqrt{\pi G b_{\text{s}} \Sigma_{\text{gas}} + \frac{4P_{\text{ext}}}{3\Sigma_{\text{gas}}}}$  (Field et al. 2011). We note that for the largest  $\Sigma_{\text{gas}}$  of each V-shaped curve, the clouds are dominated by self-gravity and the equilibrium curve is asymptotic to the solution of the simple Virial equilibrium (SVE, i.e. the black solid diagonal line; Field et al. 2011).

For consistency with GMC studies in the MW and external galaxies in the literature, we first adopt the observed velocity dispersion  $\sigma_{\text{obs,los}}$  (see Section 3.1) to explore the above three scaling relations. As seen in the left panel of Fig. 9 (data points and black solid line), there is a strong correlation between size and linewidth (with a Spearman rank correlation coefficient of 0.5) for the 141 clouds of NGC4429 that are spatially resolved, the only clouds where a reliable measurement of the size  $R_{\text{c}}$  is possible (see Table 1). However, the relation departs from the traditional one derived for clouds in the MW disc (black dashed line in the left panel of Fig. 9; Solomon et al. 1987; Dame et al. 2001; Rice et al. 2016). The observed tendency is for clouds to exhibit a higher velocity dispersion at a given size. Our results also reveal a steep size –

linewidth relation,

$$\log \left( \frac{\sigma_{\text{obs,los}}}{\text{km s}^{-1}} \right) = (-0.30 \pm 0.17) + (0.82 \pm 0.13) \log \left( \frac{R_{\text{c}}}{\text{pc}} \right), \quad (14)$$

steeper than that of clouds in the MW disc ( $0.5 \pm 0.05$ ; Solomon et al. 1987). The slope is also marginally steeper than that derived for CMZ clouds ( $0.66 \pm 0.18$ ; Kauffmann et al. 2017), but the zero-point is much smaller ( $5.5 \pm 1.0$  for CMZ clouds; Kauffmann et al. 2017), and the velocity dispersions of CMZ clouds are indeed higher than those of the NGC4429 clouds at any given size.

The Virial masses of the spatially-resolved clouds of NGC4429 calculated from their observed velocity dispersions,

$$M_{\text{obs,vir}} \equiv \frac{\sigma_{\text{obs,los}}^2 R_{\text{c}}}{b_{\text{s}} G} \quad (15)$$

(see Eq. 7), are compared to their gaseous masses  $M_{\text{gas}}$  in the middle panel of Fig. 9, where as always we have assumed  $b_{\text{s}} = \frac{1}{5}$  (spherical homogeneous clouds). We find Virial masses significantly larger than the gaseous masses. A linear fit yields (black solid line in the middle panel of Fig. 9)

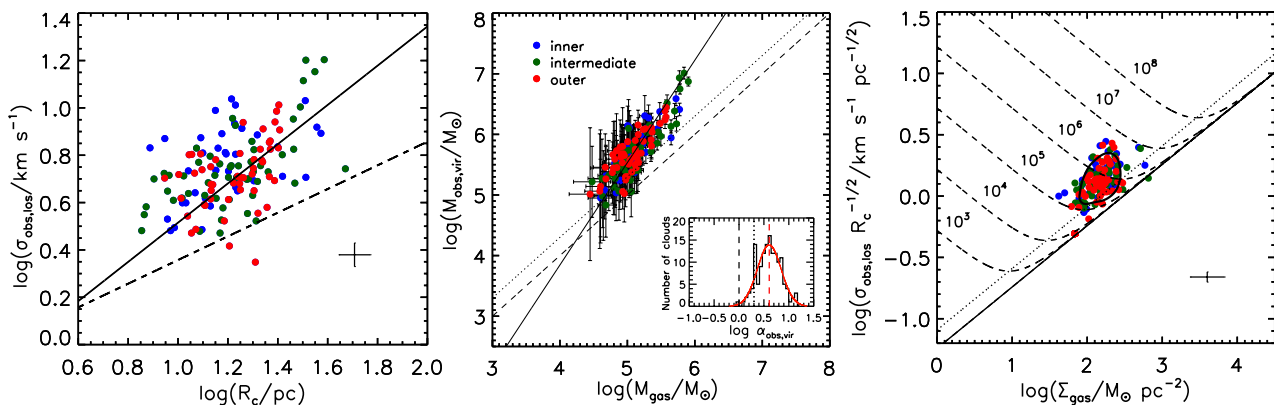
$$\log \left( \frac{M_{\text{obs,vir}}}{M_{\odot}} \right) = (-2.91 \pm 0.43) + (1.69 \pm 0.08) \log \left( \frac{M_{\text{gas}}}{M_{\odot}} \right). \quad (16)$$

A log-normal fit to the distribution of the resulting Virial parameters,

$$\alpha_{\text{obs,vir}} \equiv \frac{M_{\text{obs,vir}}}{M} = \frac{M_{\text{obs,vir}}}{M_{\text{gas}}}, \quad (17)$$

shown as an inset in the middle panel of Fig. 9, yields a mean  $\langle \alpha_{\text{obs,vir}} \rangle = 4.04 \pm 0.22$  and a standard deviation of 0.24 dex. In particular, all resolved clouds have  $\alpha_{\text{obs,vir}} > 1$ .

The derived  $\sigma_{\text{obs,los}} R_{\text{c}}^{-1/2} - \Sigma_{\text{gas}}$  relation is presented in the right panel of Fig. 9 for the spatially-resolved clouds of NGC4429. The gaseous mass surface densities  $\Sigma_{\text{gas}}$  of the GMCs vary by one order of magnitude, and the size – linewidth coefficient ( $\sigma_{\text{obs,los}} R_{\text{c}}^{-1/2}$ ) increases with increasing  $\Sigma_{\text{gas}}$ . The data points do not lie along the solid diagonal line of the SVE, but are instead offset from it and distributed across the V-shaped curves. If pressure is important to the dynamical state of the clouds, the clouds in NGC4429



**Figure 9.** Left: Size – linewidth relation of the 141 spatially-resolved clouds of NGC4429, using the observed velocity dispersion  $\sigma_{\text{obs,los}}$ . The black solid line shows the best-fitting relation, while the black dashed line shows Larson’s relation for the Milky Way disc (Solomon et al. 1987). Middle: Correlation between Virial mass and gaseous mass for the same spatially-resolved clouds. The black solid line shows the best-fitting relation, while the black dashed and dotted diagonal lines show the 1 : 1 and 2 : 1 relations, respectively. The distribution of  $\log(\alpha_{\text{obs,vir}})$  (black histogram) with a log-normal fit overlaid (red solid line) is shown in an inset. The red dashed line in the inset indicates the mean of the log-normal fit, while the black dashed and dotted lines indicate  $\alpha_{\text{vir}} = 1$  and  $\alpha_{\text{vir}} = 2$ , respectively. Right: Correlation between  $\sigma_{\text{obs,los}} R_c^{-1/2}$  and gaseous mass surface density ( $\Sigma_{\text{gas}}$ ) for the same spatially-resolved clouds. The black solid contour encloses 68% of the data points. The black solid and dotted diagonal lines show the solution for simple (i.e.  $\alpha_{\text{vir}} = 1$ ) and marginal (i.e.  $\alpha_{\text{vir}} = 2$ ) Virial equilibria, respectively. The V-shaped black dashed curves show solutions for pressure-bound clouds at different pressures ( $P_{\text{ext}}/k_B = 10^3, 10^4, \dots, 10^8 \text{ K cm}^{-3}$ ). Data points are colour-coded by region in all three panels. Typical uncertainties are shown as a black cross in the bottom-right corner of the left and right panels.

seem to experience a wide range of considerable external pressures ( $P_{\text{ext}}/k_B \approx 10^5 - 10^7 \text{ K cm}^{-3}$ , where  $k_B$  is Boltzmann’s constant). Overall, Fig. 9 thus seems to suggest that the kinetic energy of the clouds in NGC4429 is more important than their gravitational energy, hence the clouds are either not bound or tend toward pressure equilibria.

However, a major concern about the use of the above relations to assess the dynamical states of clouds in NGC4429 is the applicability of the observed velocity dispersion  $\sigma_{\text{obs,los}}$ . The difference of the derived size – linewidth relation with respect to the Solomon et al. (1987) trend seems to imply that the measured linewidths of the clouds are not set purely by their internal virialised motions and/or turbulence (Meidt et al. 2013; Kauffmann et al. 2017). Recent works suggest that, in the centre of galaxies where strong shear and tidal forces are present, a considerable part of the cloud-scale gas motions is due to these external galactic forces (e.g. Meidt et al. 2018; Utreras et al. 2020). We have already demonstrated that the observed strong velocity gradients of the clouds in NGC4429, that reflect the velocity gradients in the plane of the galaxy, are mainly a consequence of local orbital motions defined by the background galactic gravitational potential (i.e. the galaxy circular velocity curve; see Section 4.2). In this case, the steep slope of the size – linewidth relation (see the left panel of Fig. 9) can be explained as resulting from the decay of fast orbit-induced large-scale motions to transonic conditions on small spatial scales (Kauffmann et al. 2017).

The question then is whether gas motions associated with the background galactic potential should also be involved in assessing the dynamical states and stability of the clouds. Intuitively, gas motions due to external galactic forces should be considered when calculating a cloud’s kinetic energy that is meant to balance its self-gravitational energy (Chen et al. 2016; Meidt et al. 2018). Conversely, in the presence of strong galactic forces, self-gravity is no longer the only force binding a cloud. Therefore, to verify whether clouds are virialised in a galactic environment where tidal/shear forces are strong, one needs to modify the conventional Virial theorem to include (1) external forces arising from the background

galactic potential and (2) the gas motions induced by these forces. We do exactly that in the next sub-sections.

## 5.2 Basic framework

We recall here a key conceptual point emphasised in Section 1. We will not assume here that the clouds of NGC4429 are in dynamical equilibrium, and then deduce the clouds’ gravitational motions due to the external (i.e. galactic) potential. Rather, we will measure and quantify the clouds’ gravitational motions due to the external potential, and then deduce whether the clouds are indeed in dynamical equilibrium. This is the only way to reliably assess whether GMCs are in dynamical equilibrium (and thus long-lived) or out of equilibrium (and thus transient), arguably the most important question in the field.

As described in detail in Appendix A, we envision each cloud as a continuous structure with well-defined borders in position- and velocity-space, located in a rotating gas disc with a circular velocity determined by the shape of the background galactic gravitational potential. Each cloud’s centre of mass (CoM) is assumed to be in the mid-plane of the disc. We assume that each fluid element of a cloud experiences two kinds of motions: (1) random turbulent motions arising from self-gravity (cloud gravitational potential  $\Phi_{\text{sg}}$ ), that have a velocity dispersion  $\sigma_{\text{sg}}$ , and (2) bulk gravitational motions associated with the external (i.e. galactic) potential ( $\Phi_{\text{gal}}$ ), that have a RMS velocity  $\sigma_{\text{gal}}$  ( $\sigma_{\text{gal}} \equiv \frac{\int v_{\text{gal}}^2 dm}{M}$ , where  $v_{\text{gal}}$  is the velocity of each fluid element due to gravitational motions relative to the CoM, the integral is over all fluid elements  $dm$ , and  $\int dm = M$ ). Thermal motions are ignored, as they are often small compared to turbulent motions in a cold gas cloud (e.g. Fleck 1980). We assume the motions due to self-gravity ( $\sigma_{\text{sg}}$ ) and the background galactic potential ( $\sigma_{\text{gal}}$ ) to be uncorrelated, and the cloud’s own gravitational potential  $\Phi_{\text{sg}}$  to be (statistically) independent of the local external gravitational potential defined by the galaxy  $\Phi_{\text{gal}}$ . The turbulent motions due to self-gravity are expected to be quasi-isotropic in

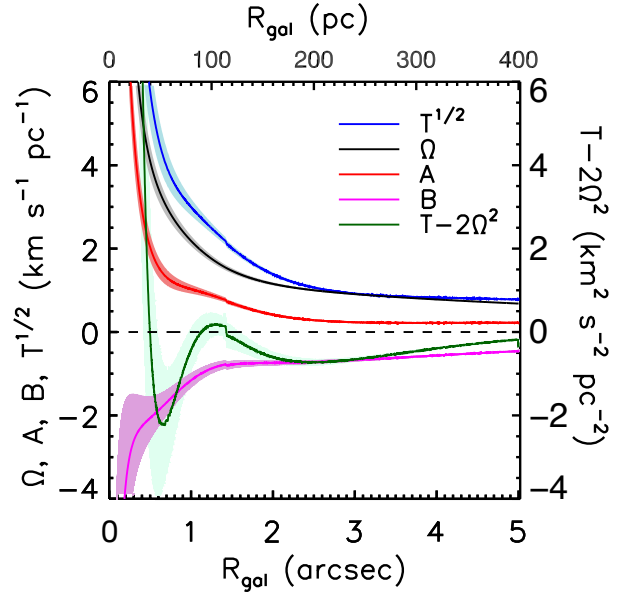
three dimensions (Field et al. 2008; Ballesteros-Paredes et al. 2011), while the gas motions induced by the external gravitational potential are often non-isotropic (Meidt et al. 2018). Gravitational motions in the plane are assumed to be separable from those in the vertical direction. We consider only the effects of gravitational forces and ignore external pressure and magnetic fields.

With those considerations, the resulting modified Virial theorem (MVT) can be split into two independent parts:

$$\frac{\ddot{I}}{2} \approx \underbrace{\left[ 3M\sigma_{\text{sg,los}}^2 - 3b_s GM^2/R_c \right]}_{\text{self gravity}} + \underbrace{\left[ M \left( \sigma_{\text{gal,z}}^2 - b_e v_0^2 Z_c^2 \right) + M \left( \sigma_{\text{gal,r}}^2 + \sigma_{\text{gal,t}}^2 + b_e (T_0 - 2\Omega_0^2) R_c^2 \right) \right]}_{\text{external, vertical direction} \quad \text{external, plane}}, \quad (18)$$

where  $I$ ,  $M$ ,  $R_c$  and  $Z_c$  are respectively the cloud's moment of inertia, mass, radius and scale height,  $v_0^2 \equiv 4\pi G\rho_{*,0}$  (formally the total mass volume density evaluated at the cloud's CoM, but we use here  $\rho_{*,0}$ , the stellar mass volume density  $\rho_*$  evaluated at the cloud's CoM using our MGE model, as it is accurately constrained; see Appendix C),  $b_s$  is the aforementioned geometrical factor that quantifies the effects of inhomogeneities and/or non-sphericity associated with self-gravity,  $b_e$  is a geometrical factor that quantifies the effects of inhomogeneities (only) associated with external gravity ( $b_e = \frac{(1-\psi/3)}{(5-\psi)}$  for a spherical cloud with a radial mass volume density profile  $\rho(r) \propto r^{-\psi}$ , thus  $b_e = b_s = \frac{1}{5}$  for a spherical homogeneous cloud as before; see Appendix A for more details on  $b_e$ ),  $\sigma_{\text{sg,los}}$  is the cloud's 1D turbulent velocity dispersion due to self-gravity,  $\sigma_{\text{gal,r}}$ ,  $\sigma_{\text{gal,t}}$  and  $\sigma_{\text{gal,z}}$  are the RMS velocity of gas motions due to external gravity in respectively the radial (i.e. the direction pointing from the galaxy centre to the cloud's CoM), azimuthal (i.e. the direction along the orbital rotation) and vertical (i.e. the direction perpendicular to the cloud's orbital plane) direction (as measured in an inertial frame, i.e. by a distant observer; see Appendix A for a more detailed discussion of  $\sigma_{\text{gal,r}}$  and  $\sigma_{\text{gal,t}}$ ),  $\Omega_0$  is the circular orbital angular velocity  $\Omega$  at the cloud's CoM, and  $T_0 \equiv -R \frac{d\Omega^2(R)}{dR} \big|_{R=R_0}$  is the tidal acceleration per unit length in the radial direction  $T$  (e.g. Stark & Blitz 1978) evaluated at the cloud's CoM ( $R$  is the galactocentric distance in the plane of the disc and  $R_0$  that of the cloud's CoM). We note that here and throughout,  $\Omega(R)$  is the theoretical quantity  $\Omega(R) \equiv \sqrt{\frac{1}{R} \frac{d\Phi_{\text{gal}}(R)}{dR}}$  defined by the galaxy potential  $\Phi_{\text{gal}}$ , i.e. it is the angular velocity of a fluid element moving in perfect circular motion ( $\Omega(R) = V_{\text{circ}}(R)/R$ , where  $V_{\text{circ}}(R)$  is the circular velocity curve) rather than the observed angular velocity of the fluid element ( $V_{\text{rot}}(R)/R$ , where  $V_{\text{rot}}$  is the observed rotation curve). The first term in square brackets on the right-hand side (RHS) of Eq. 18 comprises the energy terms regulated by self-gravity, while the second term in square brackets contains the contributions of external gravity to the cloud's energy budget ( $E_{\text{ext}}$ ) in respectively the vertical direction ( $E_{\text{ext,z}}$ ) and the plane ( $E_{\text{ext,plane}}$ ). The detailed derivation of Eq. 18 and its more general form for a homogeneous ellipsoidal cloud (Eq. A14) is provided in Appendix A.

For reference, we show in Fig. 10 the dependence of  $\Omega$ , Oort's constants  $A$  and  $B$ ,  $T$  and  $T - 2\Omega^2$  on galactocentric distance  $R$  in NGC4429. The functions  $\Omega$ ,  $A$  and  $T$  are always positive,  $B$  is always negative, while  $T - 2\Omega^2$  is generally negative except in



**Figure 10.** Galactocentric distance ( $R_{\text{gal}}$ ) dependence of the orbital angular velocity  $\Omega$ , Oort's constants  $A$  and  $B$ , the tidal acceleration per unit length in the radial direction  $T$ , and the function  $T - 2\Omega^2$  in NGC4429, as calculated from our gas dynamical model. The black dashed horizontal line indicates an ordinate of 0. The coloured envelopes around each curve indicate the  $\pm 1 \sigma$  uncertainties. We note that the slight discontinuity in the radial profiles of  $A$ ,  $B$ ,  $T$  and  $T - 2\Omega^2$  at  $R_{\text{gal}} \approx 1''4$  is caused by our adopted piecewise linear mass-to-light ratio radial profile  $M/L(R)$  (see Davis et al. 2018), so that while  $M/L(R)$  is continuous  $\frac{dM/L(R)}{dR}$  is not.

the very centre. We note that  $T = 4A\Omega = 4\Omega(B + \Omega)$ . The rotational shear (i.e. Oort's constant  $A$ ) in NGC4429 is much larger ( $\geq 0.2 \text{ km s}^{-1} \text{ pc}^{-1}$  at galactocentric distances  $R \leq 450 \text{ pc}$ , where the clouds are located) than that in the bulk of the Galactic disc ( $\approx 0.02 \text{ km s}^{-1} \text{ pc}^{-1}$  at  $R \geq 3 \text{ kpc}$ ; Dib et al. 2012) and the LMC ( $\approx 0.018 \text{ km s}^{-1} \text{ pc}^{-1}$  at  $R \geq 1 \text{ kpc}$ ; Thilliez et al. 2014).

### 5.3 Role of self-gravity

The first term in square brackets on the RHS of Eq. 18 describes an internal equilibrium regulated by self-gravity. For a cloud that attains Virial balance between its internal turbulent kinetic energy ( $\frac{3}{2}M\sigma_{\text{sg,los}}^2$ ) and its self-gravitational energy ( $U_{\text{sg}} \equiv -3b_s GM^2/R_c$ ), such as an isolated self-gravitating cloud, these two terms should cancel out. To investigate the role of self-gravity, one thus needs to measure the cloud's turbulent velocity dispersion due to self-gravity only ( $\sigma_{\text{sg,los}}$ ). However, the observed velocity dispersion  $\sigma_{\text{obs,los}}$  is not necessarily equal to  $\sigma_{\text{sg,los}}$ , as there are potentially significant contributions from bulk (galaxy-driven) gravitational motions. Indeed, the observed velocity dispersion  $\sigma_{\text{obs,los}}$  of a cloud can be expressed as

$$\sigma_{\text{obs,los}}^2 \approx \sigma_{\text{sg,los}}^2 + \left( \sigma_{\text{gal,r}}^2 \sin^2 \theta + \sigma_{\text{gal,t}}^2 \cos^2 \theta \right) \sin^2 i + \sigma_{\text{gal,z}}^2 \cos^2 i, \quad (19)$$

where  $i$  is the inclination of the galactic disc with respect to the line of sight, and  $\theta$  is the (deprojected) azimuthal angle of the cloud's CoM with respect to the kinematic major axis of the disc (see Eq. 32 of Meidt et al. 2018).

We therefore need to reduce the contamination of our measured

velocity dispersions by bulk gravitational motions. This is why we introduced a new measure of the velocity dispersion,  $\sigma_{\text{gs,los}}$ , in Section 3.1, where we first shifted each line-of-sight velocity spectrum to match its centroid velocity ( $\bar{v}(x, y)$ ) to that of the cloud's CoM ( $\bar{v}(0, 0)$ ), and then measured the velocity dispersion (i.e. the second moment along the velocity axis) of the shifted emission distribution and extrapolated it to  $T_{\text{edge}} = 0$  K. The derived gradient-subtracted velocity dispersion  $\sigma_{\text{gs,los}}$  was then deconvolved by the channel width ( $\Delta V_{\text{chan}}/\sqrt{2\pi}$ ), yielding our final adopted measure. Table 1 lists the derived  $\sigma_{\text{gs,los}}$  of all spatially-resolved clouds and the left panel of Fig. 11 shows a comparison of  $\sigma_{\text{gs,los}}$  and  $\sigma_{\text{obs,los}}$ . As expected,  $\sigma_{\text{gs,los}} < \sigma_{\text{obs,los}}$ , and all particularly large  $\sigma_{\text{obs,los}}$  measurements have been corrected to  $\leq 5 \text{ km s}^{-1}$ .

The observed velocity gradient of a cloud is due to bulk motions within the cloud only. Assuming that the vertical gravitational motions can be treated as random motions that balance the weight of the disc (i.e. no bulk motion in the vertical direction), analogously to turbulent motions due to self-gravity, the only bulk motions will originate from in-plane gravitational motions. Our newly-derived gradient-subtracted velocity dispersion  $\sigma_{\text{gs,los}}$  can therefore be written as

$$\sigma_{\text{gs,los}}^2 \approx \sigma_{\text{sg,los}}^2 + \sigma_{\text{gal,z}}^2 \cos^2 i, \quad (20)$$

minimising contamination from bulk gas motions in the plane. Our gradient-subtracted velocity dispersion  $\sigma_{\text{gs,los}}$  thus removed the second term (in-plane bulk gravitational motions) but kept the first term (turbulent self-gravitational motions) and last term (vertical random gravitational motions) on the RHS of Eq. 19. However, as we will demonstrate below, the  $\sigma_{\text{gal,z}}^2 \cos^2 i$  term is negligible compared to  $\sigma_{\text{sg,los}}^2$  in NGC4429 and can thus safely be ignored, so that  $\sigma_{\text{gs,los}} \approx \sigma_{\text{sg,los}}$  in NGC4429. Using our newly derived  $\sigma_{\text{gs,los}}$  measure, we thus revisit the scaling relations of Fig. 9 in Fig. 12.

#### 5.4 Cloud scaling relations using the gradient-subtracted velocity dispersion

The left panel of Fig. 12 (data points and black solid line) presents the size – linewidth relation based on our  $\sigma_{\text{gs,los}}$  measure for the 141 spatially-resolved clouds of NGC4429. We now find the size –  $\sigma_{\text{gs,los}}$  correlation to be rather weak, with a Spearman rank coefficient of 0.25. However, compared with the size – linewidth relation using  $\sigma_{\text{obs,los}}$ , it appears to better follow the relation of the MW disc clouds (black dashed line in the left panel of Fig. 12). Indeed, the data points seem to cluster around the MW disc scaling law (Solomon et al. 1987), although there is a large scatter. A weak size – linewidth relation has also been inferred in other galaxies (e.g. Hughes et al. 2013; Utomo et al. 2015), but a small dynamic range and the relatively large uncertainties of our  $\sigma_{\text{gs,los}}$  measurements probably at least partially explain the poor correlation.

We find a nearly linear correlation between the  $\sigma_{\text{gs,los}}$ -derived Virial masses,

$$M_{\text{gs,vir}} \equiv \frac{\sigma_{\text{gs,los}}^2 R_{\text{c}}}{b_{\text{s}} G} \quad (21)$$

(see Eq. 7), and the CO-derived gaseous masses  $M_{\text{gas}}$  of the spatially-resolved clouds (black solid line in the middle panel of Fig. 12), where we have again assumed  $b_{\text{s}} = \frac{1}{3}$  (spherical homogeneous clouds):

$$\log \left( \frac{M_{\text{gs,vir}}}{M_{\odot}} \right) = (-1.36 \pm 0.28) + (1.28 \pm 0.06) \log \left( \frac{M_{\text{gas}}}{M_{\odot}} \right). \quad (22)$$

A log-normal fit to the distribution of the resulting Virial parameters,

$$\alpha_{\text{gs,vir}} \equiv \frac{M_{\text{gs,vir}}}{M} = \frac{M_{\text{gs,vir}}}{M_{\text{gas}}}, \quad (23)$$

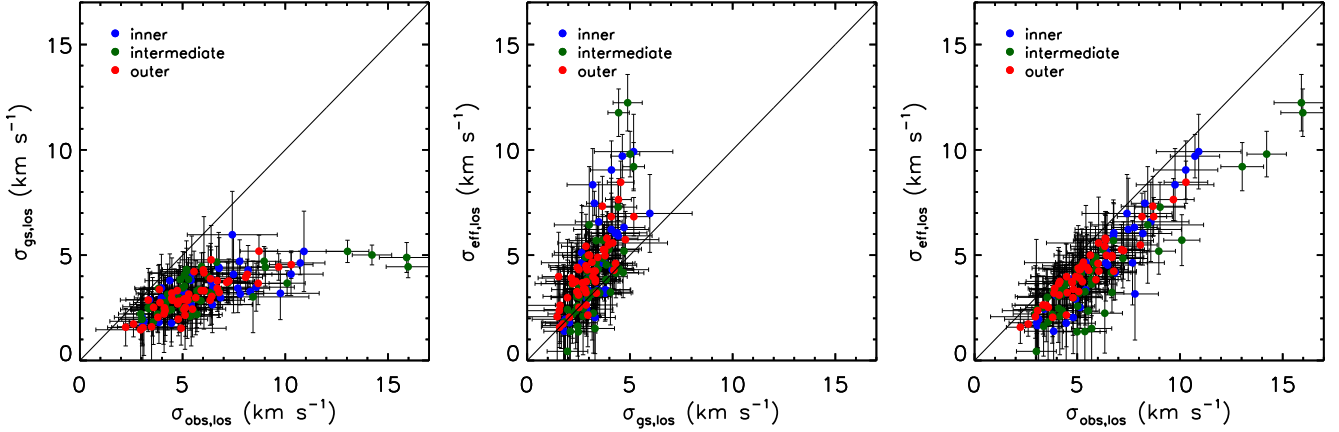
shown as an inset in the middle panel of Fig. 12, yields a mean  $\langle \alpha_{\text{gs,vir}} \rangle = 1.28 \pm 0.04$  and a standard deviation of 0.15 dex. No systematic variation is observed in the Virial parameter  $\alpha_{\text{gs,vir}}$  for clouds over a wide range of galactocentric distances.

The right panel of Fig. 12 shows the comparison between  $\sigma_{\text{gs,los}} R_{\text{c}}^{-1/2}$  and the gaseous mass surface density  $\Sigma_{\text{gas}}$  for the spatially-resolved clouds. The data points are distributed along the black solid diagonal line, suggesting a simple Virial equilibrium. Therefore, when the contamination of in-plane bulk motions is removed, the clouds in NGC4429 do seem to reach a state of Virial equilibrium.

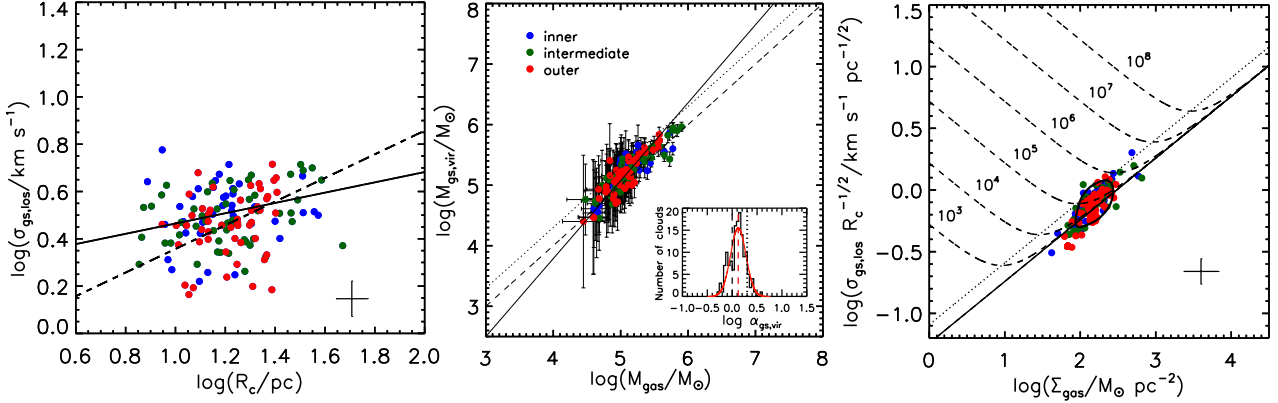
A full determination of the internal equilibrium state of clouds regulated by self-gravity (i.e. the first term in brackets on the RHS of Eq. 18) requires a knowledge of  $\sigma_{\text{sg,los}}$  rather than  $\sigma_{\text{gs,los}}$ . However, we can still gain important insights from Fig. 12. First, our measured  $\sigma_{\text{gs,los}}^2$  should be strongly dominated by  $\sigma_{\text{sg,los}}^2$ , i.e.  $\sigma_{\text{sg,los}}^2 \gg \sigma_{\text{gal,z}}^2 \cos^2 i$  and thus  $\sigma_{\text{gs,los}}^2 \approx \sigma_{\text{sg,los}}^2$  (see Eq. 20), otherwise (if  $\sigma_{\text{gal,z}}^2 \cos^2 i$  were to contribute significantly to  $\sigma_{\text{gs,los}}^2$ ) the scaling relations presented in Fig. 12 would depend on the galaxy's inclination angle and the trend seen in Fig. 12 (suggesting a state of gravitational equilibrium) would turn out to be merely a coincidence. But we note that a similar result was obtained in another ETG. Indeed, NGC4526 revealed a good agreement between the  $\sigma_{\text{gs,los}}$ -derived Virial masses and the CO-derived gaseous masses ( $\langle \alpha_{\text{gs,vir}} \rangle = 0.99 \pm 0.02$ ), and similarly a  $\sigma_{\text{gs,los}} R_{\text{c}}^{-1/2} - \Sigma_{\text{gas}}$  correlation as expected from Virial equilibrium (Utomo et al. 2015). We thereby consider that the most likely explanation of our results in Fig. 12 (and the results of Utomo et al. 2015) is that  $\sigma_{\text{gs,los}}^2$  is dominated by  $\sigma_{\text{sg,los}}^2$  (that is assumed isotropic and thus independent of the galaxy inclination angle) and that an internal gravitational equilibrium has been achieved through self-gravity. This assumption is particularly reasonable in NGC4429, as in any case only a very small part of  $\sigma_{\text{gal,z}}^2$  can contribute to  $\sigma_{\text{gs,los}}^2$  considering its high disc inclination ( $i = 68^\circ$  so  $\cos^2 i \approx 0.1$ ).

If  $\sigma_{\text{gs,los}}^2 \approx \sigma_{\text{sg,los}}^2$ , then the left panel of Fig. 12 seems to suggest that the clouds' internal turbulent motions associated with self-gravity follow the classical size – linewidth relation of MW clouds, despite a large scatter. This supports the traditional interpretation of turbulent motions as the origin of the size – linewidth relation (e.g. Mac Low & Klessen 2004; Ballesteros-Paredes et al. 2006, 2007, and references therein), that emerges entirely as a consequence of the gas self-gravity (Camacho et al. 2016; Ibáñez-Mejía et al. 2016). The middle panel of Fig. 12 then implies that  $M_{\text{gas}} \approx M_{\text{sg,vir}}$ , i.e. that GMCs attain approximate Virial balance between their internal turbulent kinetic energies and their self-gravitational energies. The fact that the mean  $\alpha_{\text{gs,vir}}$  is slightly larger than one ( $\langle \alpha_{\text{gs,vir}} \rangle = 1.28 \pm 0.04$ ) may be due to contamination of  $\sigma_{\text{gs,los}}^2$  by the  $\sigma_{\text{gal,z}}^2 \cos^2 i$  term. Indeed, in Section 6.4 we will show that the motions induced by (external) gravity contribute around 20% of the total  $\sigma_{\text{gs,los}}^2$ . The right panel of Fig. 12 then further indicates that an internal virialisation has been roughly achieved by self-gravity. In other words, the gravitational potential defined by the mass of a cloud is matched by the kinetic energy





**Figure 11.** Comparisons of our observed ( $\sigma_{\text{obs,los}}$ ), gradient-subtracted ( $\sigma_{\text{gs,los}}$ ) and effective ( $\sigma_{\text{eff,los}}$ ) cloud velocity dispersion measures for the 141 spatially-resolved clouds of NGC4429. Data points are colour-coded by region in all three panels.



**Figure 12.** Same as Fig. 9, but using our gradient-subtracted measure of velocity dispersion  $\sigma_{\text{gs,los}}$ .

induced by self-gravity. In this case ( $M_{\text{gas}} \approx M_{\text{sg,vir}}$ ), we have

$$\sigma_{\text{sg,los}}^2 \approx \pi b_s R_c G \Sigma_{\text{gas}} \quad (24)$$

(see Eq. 7), and  $\alpha_{\text{sg,vir}} \equiv \frac{M_{\text{sg,vir}}}{M_{\text{gas}}} \approx 1$  (where  $\alpha_{\text{sg,vir}}$  is the Virial parameter set purely by a cloud's self-gravity), as has been suggested by many previous studies of self-gravitating clouds (e.g. Eq. 10 in Heyer et al. 2009).

We note that this internal Virial equilibrium is established by self-gravity despite the presence of an external galactic potential, which seems to support our previous assumption that the motions due to self-gravity emerge independently of the background galactic potential. For more discussion of how a Virial equilibrium is established through the balance of turbulent kinetic and self-gravitational energy, see Meidt et al. (2018).

## 5.5 Role of external gravity

The contribution of external gravity to a cloud's gravitational energy budget ( $E_{\text{ext}}$ ) is given by the second term in brackets on the RHS

of Eq. 18:

$$E_{\text{ext}} \approx \underbrace{M \left( \sigma_{\text{gal,z}}^2 - b_e v_0^2 Z_c^2 \right)}_{\text{external, vertical direction}} + \underbrace{M \left( \sigma_{\text{gal,r}}^2 + \sigma_{\text{gal,t}}^2 + b_e (T_0 - 2\Omega_0^2) R_c^2 \right)}_{\text{external, plane}}. \quad (25)$$

If  $E_{\text{ext}} > 0$ , external gravity acts against self-gravity and makes the cloud less bound. If  $E_{\text{ext}} < 0$ , external gravity acts with self-gravity and contributes to the collapse of the cloud. If  $E_{\text{ext}} \approx 0$ , the effect of external gravity can be ignored. A more general form of  $E_{\text{ext}}$  for a homogeneous ellipsoidal cloud is provided in Appendix A (Eq. A12). We can split  $E_{\text{ext}}$  into two independent parts, one in the vertical direction ( $E_{\text{ext,z}}$ ) and one in the plane ( $E_{\text{ext,plane}}$ ), and consider them in turn.

**Vertical direction.** The contribution of the external potential to the gravitational energy budget of the cloud in the vertical direction is

$$E_{\text{ext,z}} \approx M \left( \sigma_{\text{gal,z}}^2 - b_e v_0^2 Z_c^2 \right). \quad (26)$$

It is similar to the vertical hydrostatic equilibrium equation of a gaseous disc (e.g. Eq. 3 in Koyama & Ostriker 2009). If it is positive, the cloud will be disrupted in the vertical direction, but if it is negative, the cloud will collapse in the vertical direction. However, as neither  $\sigma_{\text{gal,z}}$  nor  $Z_c$  can be measured directly from our

observations, we can not really assess the vertical equilibrium state of the clouds. But if we make the common assumption that vertical equilibrium is satisfied on a cloud scale, i.e. that the vertical contribution of external gravity to the net energy budget of a cloud is negligible (i.e.  $M(\sigma_{\text{gal},z}^2 - b_e v_0^2 Z_c^2) \approx 0$ ), then we can derive a relation between  $\sigma_{\text{gal},z}$  and  $Z_c$ :

$$\sigma_{\text{gal},z}^2 \approx b_e v_0^2 Z_c^2. \quad (27)$$

The measured scale heights  $Z_c$  of clouds in edge-on disc galaxies can thus be used to determine their unobservable vertical velocity dispersions  $\sigma_{\text{gal},z}$ , or conversely the measured line-of-sight velocity dispersions  $\sigma_{\text{gal},z}$  of clouds in face-on galaxies can be used to determine the unobservable scale heights  $Z_c$ , as suggested by [Koyama & Ostriker \(2009\)](#). In our work, we can estimate the value of  $\sigma_{\text{gal},z}$  from the deviation of  $\sigma_{\text{gs,los}}$  from  $\sigma_{\text{sg,los}}$ , and then infer a cloud's scale height (combining Eqs. 20 and 27; see Section 6.4). We note that our derived  $\sigma_{\text{gal},z} - Z_c$  correlation is different from the one derived via the epicyclic approximation by [Meidt et al. \(2018\)](#), by a factor of  $b_e$  ( $\sigma_{\text{gal},z}^2 \approx v_0^2 Z_c^2$  in [Meidt et al. 2018](#)). This is because we assumed a spherical cloud with a radial mass volume density distribution (i.e.  $\rho(r) \propto r^{-\psi}$ ) while [Meidt et al. \(2018\)](#) assumed a cloud with an exponential vertical mass volume density distribution (i.e.  $\rho(z) \propto \exp(-z)$ ). Overall, to retain vertical hydrostatic equilibrium on a cloud scale, the gravitationally-induced vertical motions ( $\sigma_{\text{gal},z}$ ) need to balance the vertical weight of the background galaxy.

We note here that assuming vertical equilibrium for the clouds goes against our stated aim of *inferring* whether the clouds are indeed in equilibrium directly from measurements. However, galaxies are highly symmetric vertically and there is no bulk motion in the vertical direction, and we will show below that we do not need to assume the clouds are in equilibrium in the plane. We therefore keep moving forward with our plan, even if it can only be partially achieved.

**Plane.** The contribution of the external potential to the gravitational energy budget of a cloud in the plane is

$$E_{\text{ext,plane}} \approx M \left( \sigma_{\text{gal,r}}^2 + \sigma_{\text{gal,t}}^2 + b_e (T_0 - 2\Omega_0^2) R_c^2 \right). \quad (28)$$

The orbital angular velocity  $\Omega_0$  and the tidal acceleration parameter  $T_0$  at the cloud's CoM can be derived from our gas dynamical model (see Section 4.2 and Fig. 10) and they are listed for each cloud in Table 3. A more general form of  $E_{\text{ext,plane}}$  for a homogeneous ellipsoidal cloud is provided in Appendix A (Eq. A10). The term  $b_e(T_0 - 2\Omega_0^2)R_c^2$  indicates the effective potential energy of galactic gravity and the centrifugal force (see Appendix A for more details). We find that galactic gravity and the centrifugal force act as a binding force overall, as the corresponding energy  $b_e(T_0 - 2\Omega_0^2)MR_c^2$  is negative in all cases (the function  $T - 2\Omega^2$  is generally negative except in the very centre,  $R_{\text{gal}} \lesssim 40$  pc, where there is no cloud; see Fig. 10). On the other hand, clouds are supported against collapse by the gravitationally-induced gas motions in the plane, whose kinetic energy is  $\frac{1}{2}M(\sigma_{\text{gal,r}}^2 + \sigma_{\text{gal,t}}^2)$ . The question then is which of the binding energy of galactic gravity plus the centrifugal force or the kinetic energy of gravitational motions is more important, i.e. whether  $E_{\text{ext,plane}} < 0$  or  $E_{\text{ext,plane}} > 0$  (or  $E_{\text{ext,plane}} = 0$ ).

As suggested by Eq. 28, a full derivation of  $E_{\text{ext,plane}}$  requires knowledge of  $\sigma_{\text{gal,r}}$  and  $\sigma_{\text{gal,t}}$ , the RMS velocities of gravitationally-induced motions in the plane. Although  $\sigma_{\text{gal,r}}$  and  $\sigma_{\text{gal,t}}$  can not be obtained directly from observations, we can nevertheless glean some information about them from the observed quantities  $\sigma_{\text{obs,los}}$  and  $\sigma_{\text{sg,los}}$ . Indeed, if we assume the gas motions induced by the galactic

**Table 3.** Derived properties of the clouds in NGC4429.

ID	$\Omega_0$ (km s <sup>-1</sup> pc <sup>-1</sup> )	$T_0$ (km s <sup>-1</sup> pc <sup>-1</sup> ) <sup>2</sup>	$\sigma_{\text{eff,los}}$ (km s <sup>-1</sup> )	$\log\left(\frac{\rho_{s,0}}{M_\odot \text{pc}^{-3}}\right)$
1	0.68 ± 0.01	0.75 ± 0.04	...	1.26
2	0.71 ± 0.01	0.57 ± 0.05	3.38 ± 1.79	1.33
3	0.72 ± 0.01	0.67 ± 0.05	4.98 ± 1.13	1.34
4	0.76 ± 0.02	0.67 ± 0.06	2.15 ± 1.93	1.41
5	0.80 ± 0.02	0.67 ± 0.08	2.35 ± 2.63	1.47
6	0.69 ± 0.01	0.60 ± 0.04	3.22 ± 1.16	1.29
7	0.67 ± 0.01	0.74 ± 0.04	4.31 ± 1.00	1.26
8	0.81 ± 0.02	0.69 ± 0.09	1.83 ± 2.79	1.50
9	0.75 ± 0.02	0.65 ± 0.06	...	1.39
10	0.89 ± 0.03	0.81 ± 0.14	2.97 ± 1.89	1.59
11	0.68 ± 0.01	0.71 ± 0.04	...	1.27
12	0.72 ± 0.01	0.59 ± 0.05	...	1.34
13	0.83 ± 0.02	0.76 ± 0.10	2.24 ± 2.29	1.52
14	0.95 ± 0.04	0.95 ± 0.20	2.52 ± 1.93	1.64
15	0.77 ± 0.02	0.67 ± 0.06	1.62 ± 1.97	1.43
16	0.75 ± 0.02	0.66 ± 0.06	...	1.40
17	0.81 ± 0.02	0.69 ± 0.09	...	1.50
18	0.84 ± 0.02	0.68 ± 0.10	3.63 ± 1.71	1.53
19	0.63 ± 0.01	0.72 ± 0.03	5.58 ± 2.18	1.18
20	0.90 ± 0.03	0.83 ± 0.15	2.51 ± 2.10	1.60
...	...	...	...	...
217	0.65 ± 0.01	0.67 ± 0.03	1.58 ± 0.94	1.21

Notes. – Clouds with no  $\sigma_{\text{eff,los}}$  entry are unresolved spatially.

Calculations of  $\sigma_{\text{eff,los}}$  assume  $b_e = \frac{1}{5}$  (spherical homogeneous clouds). All uncertainties are quoted at the  $1\sigma$  level, and those of  $\sigma_{\text{eff,los}}$  have been propagated from the uncertainties of both observed and modelled quantities (see Eq. 38). As noted in the text, the uncertainty of the adopted distance  $D$  to NGC4429 was not propagated through the tabulated uncertainties of the quantity  $\sigma_{\text{eff,los}}$ . This is because an error on the distance to NGC4429 translates to a systematic (rather than random) scaling of some of the measured quantities (no effect on the others), here  $R_c \propto D$ ,  $\Omega_0 \propto D^{-1}$  and  $T_0 \propto D^{-2}$  in Eq. 38. Oort's constants  $A$  and  $B$  can be derived using respectively  $A = \frac{T}{4\Omega}$  and  $B = \frac{T}{4\Omega} - \Omega$ . Table 3 is available in its entirety in machine-readable form in the electronic edition.

potential to be isotropic in the plane (i.e.  $\sigma_{\text{gal,r}} = \sigma_{\text{gal,t}}$ ), the RMS velocities of the in-plane gas motions due to external gravity can easily be derived by combining Eqs. 19 and 20:

$$\sigma_{\text{gal,r}}^2 = \sigma_{\text{gal,t}}^2 \approx \frac{\sigma_{\text{obs,los}}^2 - \sigma_{\text{sg,los}}^2}{\sin^2 i}. \quad (29)$$

Substituting Eq. 29 into Eq. 28, we find the net contribution of external gravity to the gravitational budget of the clouds in NGC4429 to be positive in most cases (i.e.  $E_{\text{ext,plane}} > 0$ ). Therefore, the main effect of the external gravity on the clouds of NGC4429 is to make them less bound (in the plane).

**Effective parameters.** Our MVT (Eq. 18) can be written simply as

$$\begin{aligned} \frac{\dot{I}}{2} &\approx \left( 3M\sigma_{\text{sg,los}}^2 - 3b_s GM^2/R_c \right) + E_{\text{ext}} \\ &\approx \frac{3b_s GM^2}{R_c} \left( \frac{\sigma_{\text{sg,los}}^2 R_c}{b_s GM} + \frac{E_{\text{ext}}}{3b_s GM^2/R_c} - 1 \right) \end{aligned} \quad (30)$$

(see Eq. 25). However,

$$\alpha_{\text{sg,vir}} \equiv \frac{\sigma_{\text{sg,los}}^2 R_c}{b_s GM} \quad (31)$$

(see Eq. 13), the traditional Virial parameter regulated by self-

gravity only, and we define

$$\beta \equiv \frac{E_{\text{ext}}}{3b_s GM^2/R_c}, \quad (32)$$

the ratio between the contribution of external gravity and the (absolute value of the) cloud's self-gravitational energy ( $|U_{\text{sg}}| = 3b_s GM^2/R_c$ ), so that

$$\frac{\ddot{I}}{2} \approx \frac{3b_s GM^2}{R_c} (\alpha_{\text{sg,vir}} + \beta - 1). \quad (33)$$

This naturally leads us to define an effective Virial parameter

$$\alpha_{\text{eff,vir}} \equiv \alpha_{\text{sg,vir}} + \beta \quad (34)$$

such that

$$\frac{\ddot{I}}{2} \approx \frac{3b_s GM^2}{R_c} (\alpha_{\text{eff,vir}} - 1). \quad (35)$$

Thus, just like the standard Virial parameter, this effective Virial parameter informs on the dynamical stability of a cloud. If  $\alpha_{\text{eff,vir}} \approx 1$ , the cloud is gravitationally bound and in Virial equilibrium even in the presence of the external (i.e. galactic) gravitational potential. If  $\alpha_{\text{eff,vir}} \gg 1$ , the cloud is unlikely to be bound (i.e. it is transient unless confined by other forces). If  $\alpha_{\text{eff,vir}} \lesssim 1$ , the molecular cloud is likely to collapse. For clouds that are (marginally) gravitationally bound, we again require  $\alpha_{\text{eff,vir}} \leq \alpha_{\text{vir,crit}} = 2$  (Kauffmann et al. 2013, 2017), or equivalently  $\beta \leq 1$  if an internal Virial equilibrium is established by self-gravity (i.e. if  $\alpha_{\text{sg,vir}} \approx 1$ ; see Eq. 34).

Equivalently, from Eq. 13, we can define an effective velocity dispersion

$$\sigma_{\text{eff,los}}^2 = \alpha_{\text{eff,vir}} b_s GM/R_c, \quad (36)$$

and thus our modified Virial equation (Eq. 18) can be simplified to

$$\frac{\ddot{I}}{2} \approx \left( 3M\sigma_{\text{eff,los}}^2 - 3b_s GM^2/R_c \right). \quad (37)$$

The parameters  $\alpha_{\text{eff,vir}}$  (via Eq. 35) or equivalently  $\sigma_{\text{eff,los}}$  (via Eq. 37) thus embody our MVT and offer a straightforward method to test the gravitational boundedness of a cloud in the presence of an external (i.e. galactic) gravitational field.

Of course, our expressions are of no use in practice if the external contribution  $E_{\text{ext}}$  can not be evaluated (see Eq. 25). Indeed, without knowledge of  $\sigma_{\text{gal,z}}$ ,  $\sigma_{\text{gal,r}}$  and  $\sigma_{\text{gal,t}}$ , none of  $\beta$ ,  $\alpha_{\text{eff,vir}}$  or  $\sigma_{\text{eff,los}}$  can be evaluated. However, by making increasingly stringent assumptions, we show in Appendix B that it is possible to evaluate all these quantities from observable quantities alone. We thus briefly summarise those assumptions and their consequences here, but refer to Appendix B for detailed calculations.

First, we assume clouds are in vertical hydrostatic equilibria, i.e.  $\sigma_{\text{gal,z}}^2 \approx b_e v_0^2 Z_c^2$  (Eq. 27), so that the contribution of the external potential to the gravitational energy budget of each cloud in the vertical direction vanishes, i.e.  $E_{\text{ext,z}} \approx 0$  (see Eq. 26). Second, we assume the motions associated with external gravity to be isotropic in the plane, i.e.  $\sigma_{\text{gal,r}}^2 = \sigma_{\text{gal,t}}^2 \approx \frac{\sigma_{\text{obs,los}}^2 - \sigma_{\text{sg,los}}^2}{\sin^2 i}$  (Eq. 29). Third, we assume  $\sigma_{\text{sg,los}}^2 \approx \sigma_{\text{gs,los}}^2$  (or equivalently  $\sigma_{\text{sg,los}}^2 \gg \sigma_{\text{gal,z}}^2 \cos^2 i$ ; see Eq. 20) and thus  $\alpha_{\text{sg,vir}} \approx \alpha_{\text{gs,vir}}$ . As shown in Appendix B, all

three assumptions taken together lead to

$$E_{\text{ext}} \approx M \left[ \frac{2(\sigma_{\text{obs,los}}^2 - \sigma_{\text{gs,los}}^2)}{\sin^2 i} + b_e(T_0 - 2\Omega_0^2)R_c^2 \right],$$

$$\sigma_{\text{eff,los}}^2 \approx \sigma_{\text{gs,los}}^2 + \frac{1}{3} \left[ \frac{2(\sigma_{\text{obs,los}}^2 - \sigma_{\text{gs,los}}^2)}{\sin^2 i} + b_e(T_0 - 2\Omega_0^2)R_c^2 \right] \text{ and}$$

$$\alpha_{\text{eff,vir}} \approx \frac{\sigma_{\text{gs,los}}^2 R_c}{b_s GM} + \frac{R_c}{3b_s GM} \left[ \frac{2(\sigma_{\text{obs,los}}^2 - \sigma_{\text{gs,los}}^2)}{\sin^2 i} + b_e(T_0 - 2\Omega_0^2)R_c^2 \right] \quad (38)$$

(see Eqs. 25, 36, 34, 23 21 and 32). More general forms for a homogeneous ellipsoidal cloud are provided in Appendix B. These Eqs. 38 represent our final MVT, whose power lies in the fact that all of  $E_{\text{ext}}$ ,  $\sigma_{\text{eff,los}}$  and  $\alpha_{\text{eff,vir}}$  can be evaluated directly from observations. Indeed, as mentioned previously, the measured  $M$  ( $M_{\text{gas}}$ ),  $R_c$ ,  $\sigma_{\text{obs,los}}$  and  $\sigma_{\text{gs,los}}$  are listed for each spatially-resolved cloud in Table 1, while  $\Omega_0$ ,  $T_0$  and the resulting  $\sigma_{\text{eff,los}}$  (and thus  $\alpha_{\text{eff,vir}}$ ; see Eq. 36) are listed in Table 3.

The first term on the RHS of Eqs. 38 (except for  $E_{\text{ext}}$ ) comprises the gas turbulent motions associated with a cloud's self-gravity, the second term denotes the gravitational motions associated with external gravity in the plane, and the last term encompasses the external/galactic forces on the cloud.

An extended Virial theorem including the background tidal field was formulated by Chen et al. (2016), but they only evaluated two representative cases, namely a non-rotating cloud ( $\sigma_{\text{eff,los}}^2 = \sigma^2 + b_e(T_0 - 2\Omega_0^2)R_c^2/3$ ; Eq. 17 in their paper) and a tidally-locked cloud ( $\sigma_{\text{eff,los}}^2 = \sigma^2 + b_e T_0 R_c^2/3$ ; Eq. 18 in their paper). Our derived MVT is valid for more general cases. In fact, we obtain the same results as Chen et al. (2016) for their two particular cases. For a non-rotating cloud,  $\sigma_{\text{gal,r}} = \sigma_{\text{gal,t}} = 0$ , and we derive  $\sigma_{\text{eff,los}}^2 = \sigma_{\text{sg,los}}^2 + b_e(T_0 - 2\Omega_0^2)R_c^2/3$ . For a tidally-locked cloud (i.e. Oort's constants  $A = 0$  and  $B = \Omega$ ),  $(\sigma_{\text{gal,r}}^2 + \sigma_{\text{gal,t}}^2) \approx 2b_e \Omega_0^2 R_c^2$  (as  $\sigma_{\text{gal,r}}^2 \approx \sigma_{\text{gal,t}}^2 \approx b_e \Omega_0^2 R_c^2$ ; see Eq. B23 in Appendix B), and we derive  $\sigma_{\text{eff,los}}^2 = \sigma_{\text{sg,los}}^2 + b_e T_0 R_c^2/3$ . We note that the velocity dispersion  $\sigma^2$  used by the extended Virial theorem of Chen et al. (2016) should be the internal turbulent velocity dispersion rather than the observed (i.e. total) velocity dispersion.

Overall, to take into account the influence of external gravity on the dynamical state of a cloud, one should use the effective virial parameter  $\alpha_{\text{vir,eff}}$  and effective velocity dispersion  $\sigma_{\text{eff,los}}$ . The latter quantifies the net kinetic energy that balances the cloud's (self-)gravitational potential energy. The kinetic energy obtained using  $\sigma_{\text{eff,los}}$  includes the cloud's internal turbulent kinetic energy due to self-gravity as well as the contributions from the external gravity. If  $\alpha_{\text{eff,vir}} > \alpha_{\text{sg,vir}}$  or  $\sigma_{\text{eff,los}}^2 > \sigma_{\text{sg,los}}^2$ , external gravity acts against self-gravity and makes the cloud less bound (i.e.  $E_{\text{ext}} > 0$ ). If  $\alpha_{\text{eff,vir}} < \alpha_{\text{sg,vir}}$  or  $\sigma_{\text{eff,los}}^2 < \sigma_{\text{sg,los}}^2$ , external gravity acts with self-gravity and contributes to the cloud's confinement and/or collapse (i.e.  $E_{\text{ext}} < 0$ ). If  $\alpha_{\text{eff,vir}} = \alpha_{\text{sg,vir}}$  or  $\sigma_{\text{eff,los}}^2 = \sigma_{\text{sg,los}}^2$ , then external gravity has no effects on the cloud's dynamical state (i.e.  $E_{\text{ext}} = 0$ ). Therefore, the results presented in Figs. 9 and 12, that respectively adopt  $\sigma_{\text{obs,los}}$  and  $\sigma_{\text{gs,los}}$ , do not reflect the real dynamical states of the NGC4429 clouds. Specifically,  $\sigma_{\text{obs,los}}$  embodies gas motions associated with self-gravity and external gravity, but it ignores the

extra binding energy provided by galactic forces and the centrifugal force (i.e. the term  $b_e(T_0 - 2\Omega_0^2)MR_c^2$  in Eqs. 18, 25 and 28, that is negative in almost all cases), so it overestimates the effect of external gravity on the clouds. Conversely,  $\sigma_{\text{gs,los}}$  only reflects gas motions associated with self-gravity, so it does not include the contribution of external gravity to a cloud's gravitational energy budget.

### 5.6 Cloud scaling relations using the effective velocity dispersion

In consequence, we revisit yet again the three scaling relations that describe the dynamical states of the clouds in NGC4429, this time using the effective velocity dispersion  $\sigma_{\text{eff,los}}$  defined in Eqs. 38. In most cases our derived  $\sigma_{\text{eff,los}}$  is larger than the gradient-subtracted velocity dispersion  $\sigma_{\text{gs,los}}$ , and in all cases it is smaller than the observed velocity dispersion  $\sigma_{\text{obs,los}}$  (see Fig. 11). This implies that external gravity generally makes the clouds less bound. We nevertheless note that we find a few clouds where  $\sigma_{\text{eff,los}}$  is smaller than  $\sigma_{\text{gs,los}}$ , suggesting external gravity contributes to the cloud's confinement and/or collapse in these few cases. As expected in Eq. 38, these clouds all have  $\sigma_{\text{gs,los}}$  nearly equal to  $\sigma_{\text{obs,los}}$ , and thus low velocity gradients of  $0.1 - 0.2 \text{ km s}^{-1} \text{ pc}^{-1}$ .

The left panel of Fig. 13 (data points and black solid line) presents the  $\sigma_{\text{eff,los}} - R_c$  relation for the 141 spatially-resolved clouds of NGC4429, where we have assumed  $b_e = \frac{1}{5}$  (homogeneous clouds). The relation appears to have a slightly steeper slope ( $0.72 \pm 0.18$ ) than that of MW clouds ( $0.5 \pm 0.05$ ; Solomon et al. 1987), but the correlation is very weak (with a Spearman rank correlation coefficient of 0.13).

The Virial masses of the spatially-resolved clouds derived using  $\sigma_{\text{eff,los}}$ , referred to as effective Virial masses

$$M_{\text{eff,vir}} \equiv \frac{\sigma_{\text{eff,los}}^2 R_c}{b_s G} \quad (39)$$

(see Eq. 7), are compared to the CO-derived gaseous masses  $M_{\text{gas}}$  in the middle panel of Fig. 13, where we have again assumed  $b_s = \frac{1}{5}$  (spherical homogeneous clouds). A linear fit between effective Virial and gaseous mass yields (black solid line in the middle panel of Fig. 13)

$$\log\left(\frac{M_{\text{eff,vir}}}{M_\odot}\right) = (-7.25 \pm 1.54) + (2.47 \pm 0.30) \log\left(\frac{M_{\text{gas}}}{M_\odot}\right). \quad (40)$$

A log-normal fit to the distribution of the resulting effective Virial parameters,

$$\alpha_{\text{eff,vir}} \equiv \frac{M_{\text{eff,vir}}}{M} = \frac{M_{\text{eff,vir}}}{M_{\text{gas}}} \quad (41)$$

(see also Eq. 36), shown in the first panel of Fig. 14, yields a mean  $\langle \alpha_{\text{eff,vir}} \rangle = 2.15 \pm 0.12$  and a standard deviation of 0.35 dex. This mean is higher than  $\langle \alpha_{\text{sg,vir}} \rangle \approx \langle \alpha_{\text{gs,vir}} \rangle = 1.28 \pm 0.04$  (see Section 5.4), suggesting that the main effect of external gravity on the clouds is to make them less bound. However, since many NGC4429 clouds have a mean effective virial parameter close to the critical value regarded as the boundary between gravitationally-bound and unbound clouds (Kauffmann et al. 2013, 2017), i.e.  $\langle \alpha_{\text{eff,vir}} \rangle \approx \alpha_{\text{vir,crit}} = 2$ , the clouds should still be marginally gravitationally bound.

The inset in the first panel of Fig. 14 shows the distribution of the measured  $\beta$  (Eq. 32). A Gaussian fit yields a mean  $\langle \beta \rangle = 0.71 \pm 0.33$  and a standard deviation of 1.05. Given these  $\beta \approx 1$ , the contribution of external gravity to each clouds' energy

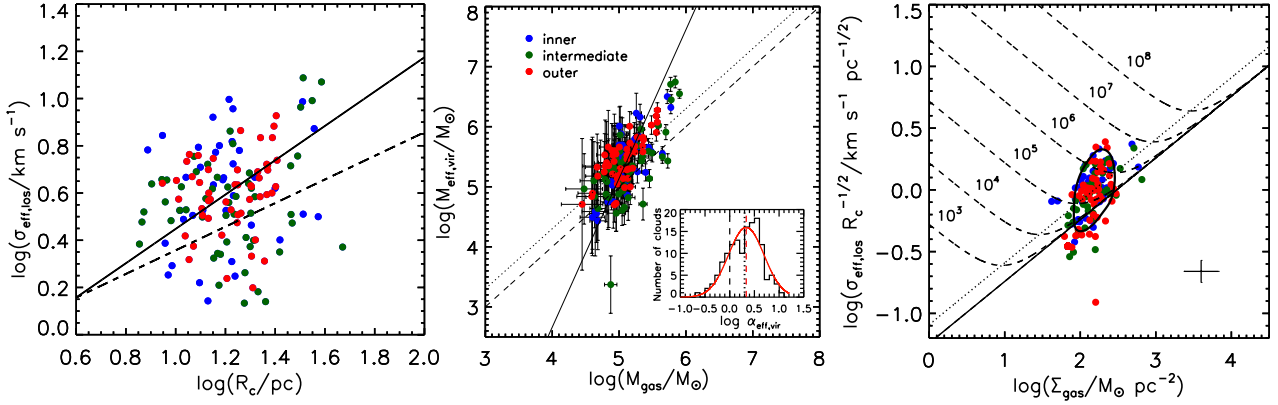
budget is generally significant, on average of the order of (and frequently exceeding) the self-gravitational energy (see also Eq. 34). We will discuss this aspect further in Section 6.2. However, we note immediately that a noticeable fraction of spatially-resolved clouds (25/141 or  $\approx 18\%$ ) have  $\beta \leq 0$ . These negative  $\beta$  could be due to observational uncertainties, and thus inaccuracies when estimating  $\alpha_{\text{eff,vir}}$  (or  $E_{\text{ext}}$ ), but some clouds may well have their gas motions decoupled from global galaxy rotation. Indeed, we found that clouds with  $\beta \leq 0$  have larger discrepancies between their observed and modelled angular momenta (with a median projected angular velocity discrepancy factor of  $\approx 1.9$  and a median position angle difference of  $\approx 24^\circ$ ; see Section 4.2) than clouds with  $\beta > 0$  (with a median projected angular velocity discrepancy factor of  $\approx 1.3$  and a median position angle difference of  $\approx 13^\circ$ ). It thus seems that clouds with  $\beta \leq 0$  only weakly follow the galaxy orbital rotation. These clouds are therefore presumably not as strongly affected by galactic shear and tidal forces, and they can become more virialised (with  $\langle \alpha_{\text{eff,vir}} \rangle \approx 0.9$ ).

The right panel of Fig. 13 shows the  $\sigma_{\text{eff,los}} R_c^{-1/2} - \Sigma_{\text{gas}}$  relation for the 141 spatially-resolved clouds of NGC4429. The data points are mostly distributed away from the black solid diagonal line (SVE), but they are clustered around the black dotted diagonal line. This again suggests that, although the NGC4429 clouds are not virialised, they could be marginally gravitationally bound.

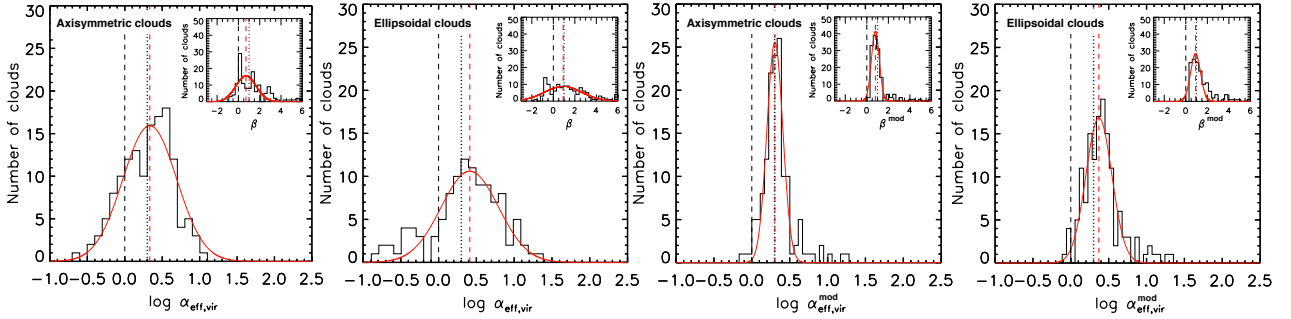
### 5.7 Cloud scaling relations considering ellipsoidal clouds

By using a single measure of size for each cloud ( $R_c$ ; see Section 3.1), our analysis has so far implicitly assumed that each cloud is axisymmetric in the orbital plane. However, the effects of external gravity on a cloud (and its contribution  $E_{\text{ext}}$  to a cloud's energy budget) also formally depend on the actual shape and position angle of the cloud (see Appendices A and B). To assess the impacts of this assumption, we now assume instead that each cloud has an ellipsoidal geometry, with semi-axis  $Z_c$  perpendicular to the orbital plane and semi-major axis  $X_c$  (at a position angle  $\phi_{\text{PA}}$  with respect to the radial/galactocentric direction) and semi-minor axis  $Y_c$  in the orbital plane.

If an ellipsoidal cloud is homogeneous, Appendices A and B show that Eqs. 38 (that assume vertical equilibrium, isotropy in the



**Figure 13.** Same as Figs. 9 and 12, but using our effective measure of velocity dispersion  $\sigma_{\text{eff,los}}$  for axisymmetric clouds.



**Figure 14.** Distributions of the effective virial parameter  $\alpha_{\text{vir,eff}}$  and the external energy parameter  $\beta$  (insets) of the 141 spatially-resolved clouds of NGC4429, calculated from both observations (first and second panels; see Section 5.5) and our shear model (third and fourth panels; see Section 6.1), assuming both axisymmetric (first and third panels) and ellipsoidal (second and fourth panels) clouds. Log-normal ( $\alpha_{\text{vir,eff}}$ ) and normal ( $\beta$ ) fits are overlaid (red solid lines). The vertical red dashed lines indicate the means of the fits, while the vertical black dashed and dotted lines indicate  $\alpha_{\text{vir}} = 1$  and  $2$  ( $\beta = 0$  and  $1$ ), respectively.

equatorial plane and  $\sigma_{\text{sg,los}} \approx \sigma_{\text{gs,los}}$ ) become

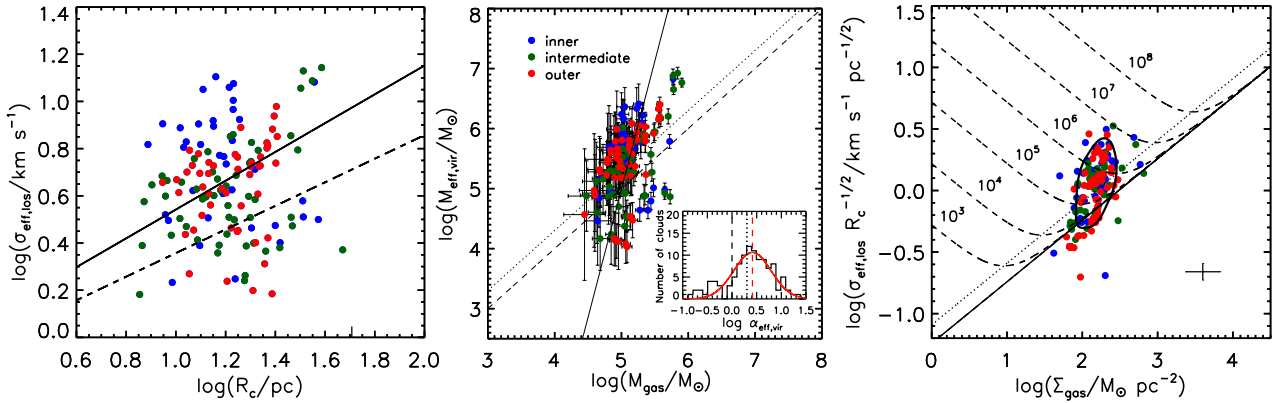
$$\begin{aligned}
 E_{\text{ext}} &\approx M \left[ \frac{2(\sigma_{\text{obs,los}}^2 - \sigma_{\text{gs,los}}^2)}{\sin^2 i} \right. \\
 &\quad \left. + b_e T_0 (X_C^2 \cos^2 \phi_{\text{PA}} + Y_C^2 \sin^2 \phi_{\text{PA}}) - b_e \Omega_0^2 (X_C^2 + Y_C^2) \right], \\
 \sigma_{\text{eff,los}}^2 &\approx \sigma_{\text{gs,los}}^2 + \frac{1}{3} \left[ \frac{2(\sigma_{\text{obs,los}}^2 - \sigma_{\text{gs,los}}^2)}{\sin^2 i} \right. \\
 &\quad \left. + b_e T_0 (X_C^2 \cos^2 \phi_{\text{PA}} + Y_C^2 \sin^2 \phi_{\text{PA}}) - b_e \Omega_0^2 (X_C^2 + Y_C^2) \right] \text{ and} \\
 \alpha_{\text{eff,vir}} &\approx \frac{\sigma_{\text{gs,los}} R_C}{b_s GM} + \frac{R_C}{3b_s GM} \left[ \frac{2(\sigma_{\text{obs,los}}^2 - \sigma_{\text{gs,los}}^2)}{\sin^2 i} \right. \\
 &\quad \left. + b_e T_0 (X_C^2 \cos^2 \phi_{\text{PA}} + Y_C^2 \sin^2 \phi_{\text{PA}}) - b_e \Omega_0^2 (X_C^2 + Y_C^2) \right]. \tag{42}
 \end{aligned}$$

These equations thus represent our final MVT (Eqs. 38) for the case of a homogenous ellipsoidal cloud.

We note that  $X_C$ ,  $Y_C$  and  $\phi_{\text{PA}}$  in Eqs. 42 should be measured in the cloud’s orbital plane (i.e. the galaxy’s equatorial plane) rather than the sky plane. To correct for the effects of inclination, we thus create an image of each cloud deprojected to a face-on view, from which we measure the semi-major and semi-minor axes analogously to  $R_C$  in Section 3.1 and the position angle with respect to the radial/galactocentric direction.

The left panel of Fig. 15 presents the  $\sigma_{\text{eff,los}} - R_C$  relation for the 141 spatially-resolved clouds of NGC4429 assuming they are ellipsoidal and  $b_e = \frac{1}{5}$  (homogeneous clouds). The relation has a slope of  $0.62 \pm 0.21$ , consistent with that of axisymmetric clouds ( $0.72 \pm 0.18$ ; see Section 5.6), and is thus again slightly steeper than that of MW clouds ( $0.5 \pm 0.05$ ; Solomon et al. 1987), although the correlation is again very weak (with a Spearman rank correlation coefficient of 0.09).

The effective Virial masses of the 141 spatially-resolved clouds ( $M_{\text{eff,vir}} \equiv \sigma_{\text{eff,los}}^2 R_C / b_s G$ ) derived assuming ellipsoidal shapes (see Eq. 7; where  $R_C$  is defined as  $\sqrt{X_C Y_C}$ ) are compared to the CO-derived gaseous masses  $M_{\text{gas}}$  in the middle panel of Fig. 15. We have again assumed  $b_{s1} = \frac{1}{5}$  (homogeneous clouds), but calculated  $b_{s2}$ , that quantifies the effects of the ellipticity, separately for each cloud using the method provided by Bertoldi & McKee (1992) (see Appendix A for more details). We find the exact cloud morphology has negligible effects on the quantities regarding to the cloud’s self-gravity (e.g.  $U_{\text{sg}}$  and  $\alpha_{\text{sg}}$ ), as  $b_{s2}$  is approximately unity ( $\langle b_{s2} \rangle \approx$



**Figure 15.** Same as Figs. 9, 12 and 13, but using our effective measure of velocity dispersion  $\sigma_{\text{eff,los}}$  for elliptical clouds.

0.95). A linear fit between the effective Virial and gaseous masses (black solid line in the middle panel of Fig. 15) yields a slope of  $4.27 \pm 0.70$ . A log-normal fit to the distribution of the effective Virial parameters ( $\alpha_{\text{eff,vir}}$ ) derived assuming ellipsoidal clouds (see Eqs. 41 and 42), shown in the second panel of Fig. 14, yields a mean  $\langle \alpha_{\text{eff,vir}} \rangle = 2.59 \pm 0.19$  and a standard deviation of 0.38 dex, only slightly larger than that estimated assuming axisymmetric clouds ( $\langle \alpha_{\text{eff,vir}} \rangle = 2.15 \pm 0.12$ ; see Section 5.6), and again higher than  $\langle \alpha_{\text{sg,vir}} \rangle \approx \langle \alpha_{\text{gs,vir}} \rangle = 1.28 \pm 0.04$  (see Section 5.4), suggesting that the main effect of external gravity on the clouds is to make them less bound irrespective of their exact shapes.

The inset in the second panel of Fig. 14 shows the distribution of the resulting  $\beta$  for the 141 spatially-resolved clouds of NGC4429, calculated assuming ellipsoidal clouds. A Gaussian fit to the distribution yields a mean  $\langle \beta \rangle = 0.91 \pm 0.35$  and a standard deviation of 1.73, again slightly larger than that derived assuming axisymmetric clouds ( $\langle \beta \rangle = 0.71 \pm 0.33$ ; see the first panel of Fig. 14 and Section 5.6). As we shall discuss in Section 6.3, this is primarily due to the radially-elongated shapes of the NGC4429 clouds. The differences are however minor, and it is still true that  $\langle \alpha_{\text{eff,vir}} \rangle \approx \alpha_{\text{vir,crit}} = 2$  and  $\langle \beta \rangle \approx 1$  for ellipsoidal clouds. Therefore, the evidence remains that the NGC4429 clouds appear to be marginally gravitationally bound.

The right panel of Fig. 15 shows the  $\sigma_{\text{eff,los}} R_c^{-1/2} - \Sigma_{\text{gas}}$  relation for the 141 spatially-resolved clouds, derived assuming ellipsoidal clouds and  $b_e = \frac{1}{5}$ . Just as for axisymmetric clouds, the data points are generally above the black solid diagonal line (SVE) but are centered on the black dotted diagonal line. This thus suggests again that, irrespective of their exact shapes, the NGC4429 clouds are probably not virialised but are likely to be marginally gravitationally bound.

In summary, the dynamical states of the NGC4429 clouds are regulated by both self-gravity and external (i.e. galactic) gravity. Internal Virial equilibria between the clouds' turbulent kinetic energies and their own gravitational energies have been attained, regardless of the presence of external gravity. The additional contribution of external gravity to the clouds' gravitational energy budgets includes two parts: the supporting kinetic energy from gravitational motions ( $\frac{1}{2} M \sigma_{\text{gal,z}}^2$  in the vertical direction and  $\frac{1}{2} M (\sigma_{\text{gal,r}}^2 + \sigma_{\text{gal,t}}^2)$  in the plane) and the effective potential energy of the galactic and centrifugal forces ( $-b_e M v_0^2 Z_c^2$  in the vertical direction and  $b_e (T_0 - 2\Omega_0^2) M R_c^2$  in the plane). If we assume the NGC4429 clouds are in vertical hydrostatic equi-

libria (i.e.  $E_{\text{ext,z}} \approx M \sigma_{\text{gal,z}}^2 - b_e M v_0^2 Z_c^2 = 0$ ), gravitational motions are isotropic in the orbital plane (i.e.  $\sigma_{\text{gal,r}} = \sigma_{\text{gal,t}}$ ) and  $\sigma_{\text{sg,los}} \approx \sigma_{\text{gs,los}}$ , we can calculate the contributions of external gravity to the clouds' energy budgets ( $E_{\text{ext}}$ ) directly from the observations. These are positive in most cases and on average of the order of the clouds' self-gravitational energies (i.e.  $\beta \equiv \frac{E_{\text{ext}}}{|U_{\text{sg}}|} \approx 1$ ). The derived effective virial parameters have a mean of  $\approx 2$ , i.e.  $\langle \alpha_{\text{eff,vir}} \rangle \approx \alpha_{\text{vir,crit}} = 2$ . Both results are essentially independent of the exact cloud shapes (i.e. whether we assume axisymmetric or ellipsoidal clouds), suggesting that the NGC4429 clouds are marginally gravitationally bound due to the combined effects of self-gravity and external gravity.

## 6 DISCUSSION

### 6.1 Shear motions and non-zero $E_{\text{ext}}$

As gravitational motions appear to play an important role regulating the dynamics and boundedness of the clouds in NGC4429, we discuss in more depth in this section the clouds' motions driven by the external (i.e. galactic) gravitational forces. As in Appendix A2, we adopt a local Cartesian coordinate system centred on the centre of mass (COM) of each cloud, that both orbits around the galaxy centre with the COM (with azimuthal velocity  $\Omega_0 R_0$ ) and rotates on itself (with angular velocity  $\Omega_0$ ), such that the  $x'$  axis always points in the direction of increasing galactocentric radius and the  $y'$  axis always points in the direction of orbital rotation (see Fig. A1). As shown in Appendix A2, in this rotating frame the equations of motions driven by external gravity can be written as

$$\begin{cases} a'_{\text{ext},x'} \approx T_0 x' + 2\Omega_0 v'_{\text{gal},y'} \\ a'_{\text{ext},y'} \approx -2\Omega_0 v'_{\text{gal},x'} \end{cases} \quad (43)$$

where  $x'$ ,  $v'_{\text{gal},x'}$  and  $a'_{\text{ext},x'}$  are the components of the position vector  $\vec{d}'_{\text{plane}}$ , velocity vector  $\vec{v}'_{\text{gal}}$  and acceleration vector  $\vec{a}'_{\text{ext}}$  along the  $\hat{x}'$  direction, respectively, similarly for  $y'$ ,  $v'_{\text{gal},y'}$  and  $a'_{\text{ext},y'}$ . The  $T_0 x'$  term represents the tidal force while the terms  $2\Omega_0 v'_{\text{gal},y'}$  and  $-2\Omega_0 v'_{\text{gal},x'}$  represent the Coriolis force.

As discussed in Appendix A2, this set of coupled differential equations has solution

$$\begin{cases} x' = S_1 \sin(\kappa_0 t + \varphi) + S_2 \\ y' = \frac{2\Omega_0}{\kappa_0} S_1 \cos(\kappa_0 t + \varphi) - 2A_0 S_2 t + S_3 \end{cases} \quad (44)$$

where  $\kappa_0$  is the epicyclic frequency evaluated at the cloud’s COM ( $\kappa_0^2 \equiv \left( R \frac{d\Omega^2(R)}{dR} + 4\Omega^2(R) \right) |_{R=R_0}$ ),  $A_0$  is Oort’s constant  $A$  quantifying shear evaluated at the cloud’s CoM ( $A_0 \equiv -\frac{R}{2} \frac{d\Omega(R)}{dR} |_{R=R_0}$ ), and  $S_1$ ,  $S_2$  and  $S_3$  (as well as the arbitrary phase  $\varphi$ ) are constants that depend on the given boundary (e.g. initial) conditions. Equations 44 show that the gravitational motions associated with external gravity have two contributions: epicyclic motions around the cloud’s COM (i.e. the “guiding centre”; see e.g. Meidt et al. 2018), indicated by the trigonometric terms  $S_1 \sin(\kappa_0 t + \varphi)$  and  $\frac{2\Omega_0}{\kappa_0} S_1 \cos(\kappa_0 t + \varphi)$ , and linear shear motion, indicated by the  $-2A_0 S_2 t$  term (e.g. Gammie et al. 1991; Tan 2000; Binney 2020).

It is worth noting that, in a model where all fluid elements of a cloud move on perfectly circular orbits (around the galaxy centre) determined by the galactic potential, the epicyclic amplitudes vanish and the gravitational motions are completely dominated by the shear motions, i.e.

$$\begin{cases} x' = S_2, \\ y' = -2A_0 S_2 t + S_3. \end{cases} \quad (45)$$

Hereafter we name this model, where all fluid elements of a cloud are assumed to populate perfectly circular orbits determined by the galactic potential, the “shear model”. We thus define a shear velocity

$$v_{\text{shear}} \equiv -2A_0 S_2, \quad (46)$$

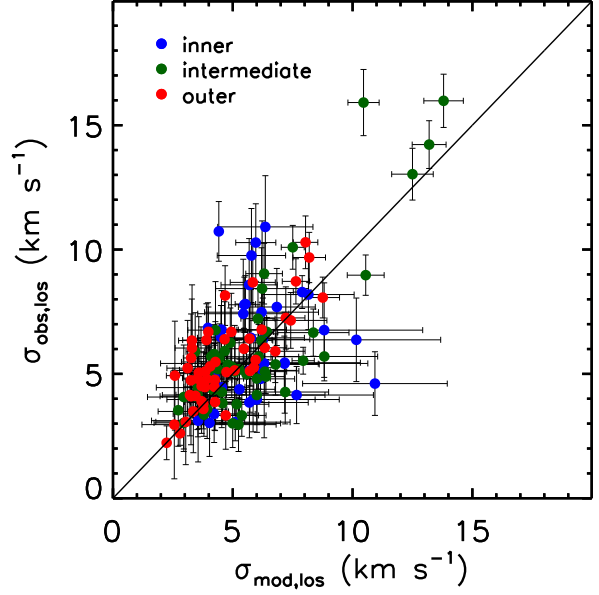
where  $S_2$  is the distance of the fluid element from the cloud’s centre along  $x'$  (see, again, Fig. A1). Interestingly, as we shall demonstrate below, the bulk motions observed in the NGC4429 clouds appear to be strongly dominated by gravitational shear motions, with little or no evidence of gravitational epicyclic motions, i.e. the fluid elements of the clouds seem to populate nearly circular orbits (around the galaxy centre) determined by the galactic potential.

First, the measured velocity gradients across the spatially-resolved clouds of NGC4429, and the position angles of the rotation axes of these clouds, are both consistent with those predicted by assuming purely circular orbital motions (see Fig. 8 and Section 4.2, where both the measured and modelled quantities are calculated in the sky plane). This provides strong evidence that the bulk motions of the NGC4429 clouds are dominated by gravitational shear motions.

Second, if all fluid elements of a cloud indeed follow circular orbits determined by the galactic potential, then we can predict the RMS velocities of the clouds’ gravitational motions in both the radial and azimuthal directions:  $(\sigma_{\text{gal},r}^{\text{mod}})^2 = b_e \Omega_0^2 R_c^2$  and  $(\sigma_{\text{gal},t}^{\text{mod}})^2 = b_e (\Omega_0 - 2A_0)^2 R_c^2$  (see Eqs. B23 in Appendix B). We can thus also predict their line-of-sight velocity dispersions using Eq. 19:

$$\begin{aligned} \sigma_{\text{mod},\text{los}}^2 &\approx \sigma_{\text{sg},\text{los}}^2 + \left( (\sigma_{\text{gal},r}^{\text{mod}})^2 \sin^2 \theta + (\sigma_{\text{gal},t}^{\text{mod}})^2 \cos^2 \theta \right) \sin^2 i \\ &\quad + \sigma_{\text{gal},z}^2 \cos^2 i \\ &\approx \pi b_s R_c G \Sigma_{\text{gas}} + b_e R_c^2 \left( \Omega_0^2 \sin^2 \theta + (\Omega_0 - 2A_0)^2 \cos^2 \theta \right) \sin^2 i, \end{aligned} \quad (47)$$

where we have used  $\alpha_{\text{sg},\text{vir}} \approx 1$  (and thus  $\sigma_{\text{sg},\text{los}}^2 \approx \pi b_s R_c G \Sigma_{\text{gas}}$ ; see Eqs. 24 and 31) and  $\sigma_{\text{gal},z}^2 \cos^2 i \approx 0$ . We compare in Fig. 16 the observed line-of-sight velocity dispersions  $\sigma_{\text{obs},\text{los}}$  of the 141 spatially-resolved clouds of NGC4429 with those predicted from our shear model  $\sigma_{\text{mod},\text{los}}$ . We generally find a good agreement between the two, albeit with a few exceptions. This thus reinforces



**Figure 16.** Comparison of the observed and modelled line-of-sight velocity dispersion of the 141 spatially-resolved clouds of NGC4429. Data points are colour-coded by region. The black solid diagonal line shows the 1 : 1 relation.

our inference that the bulk motions of the NGC4429 clouds are dominated by gravitational shear motions.

Lastly, if all fluid elements of a cloud follow pure epicyclic motions described by the trigonometric terms in Eqs. 44, the cloud is necessarily in Virial equilibrium (Meidt et al. 2018) and thus the contribution of external gravity should vanish, i.e.  $E_{\text{ext}} = 0$  and  $\alpha_{\text{eff},\text{vir}} \approx \alpha_{\text{sg},\text{vir}} \approx 1$ . However,  $E_{\text{ext}}$  (or equivalently  $\beta$ ) measured from our observations of spatially-resolved clouds are clearly not zero (see Section 5.5), suggesting that the bulk motions within the NGC4429 clouds can not be dominated by gravitational epicyclic motions. In turn, we expect the measured  $E_{\text{ext}}$  (and  $\beta$ ) to more closely match those predicted from gravitational shear motions only. As our shear model assumes that all fluid elements of a cloud move on perfectly circular orbits determined by the galactic potential, this model yields (cf. Eqs. 38)

$$\begin{aligned} E_{\text{ext}}^{\text{mod}} &= 4b_e A_0^2 M R_c^2, \\ (\sigma_{\text{eff},\text{los}}^{\text{mod}})^2 &= \sigma_{\text{sg},\text{los}}^2 + \frac{4b_e A_0^2 R_c^2}{3} \\ &\approx \sigma_{\text{gs},\text{los}}^2 + \frac{4b_e A_0^2 R_c^2}{3} \quad \text{and} \\ \alpha_{\text{eff},\text{vir}}^{\text{mod}} &= \frac{\sigma_{\text{sg},\text{los}}^2 R_c}{b_s G M} + \frac{4b_e A_0^2 R_c^3}{3b_s G M} \\ &\approx \frac{\sigma_{\text{gs},\text{los}}^2 R_c}{b_s G M} + \frac{4b_e A_0^2 R_c^3}{3b_s G M}, \end{aligned} \quad (48)$$

where we have again assumed vertical equilibrium, isotropy in the equatorial plane and  $\sigma_{\text{sg},\text{los}} \approx \sigma_{\text{gs},\text{los}}$ . The detailed derivations of these equations and their more general forms for a homogeneous ellipsoidal cloud are provided in Appendix B.

Unsurprisingly, in the shear model the overall effect of external gravity primarily depends on the shear arising from the differential rotation of the galaxy disc (i.e. Oort’s constant  $A$ ). We note that  $E_{\text{ext}}^{\text{mod}}$  can be understood as the rotational kinetic energy of a cloud

with angular velocity  $\omega_{\text{shear}} = -2A_0$ , as generally the rotational kinetic energy  $E_{\text{rot}} = \frac{1}{2}I\omega^2$  and  $I = 2b_e MR_c^2$  for a spherical cloud. Our derived  $\omega_{\text{shear}}$  is the same as that derived by Goldreich & Lynden-Bell (1965) and Fleck & Clark (1981), and it arises naturally when considering fluid element motions near the tidal radius (see Section 6.3). For a galaxy with a solid-body circular velocity curve, the external gravity has no effect on the cloud, i.e.  $A = 0$  and thus  $E_{\text{ext}}^{\text{mod}} = 0$ . The distributions of  $\alpha_{\text{vir,eff}}^{\text{mod}}$  and  $\beta^{\text{mod}} \equiv \frac{E_{\text{ext}}^{\text{mod}}}{|U_{\text{sg}}|}$  for axisymmetric and ellipsoidal clouds are shown in the third and fourth panels of Fig 14, respectively, for the 141 spatially-resolved clouds of NGC4429. For clouds assumed to be axisymmetric, a log-normal fit to the distribution of  $\alpha_{\text{vir,eff}}^{\text{mod}}$  yields a mean  $\langle \alpha_{\text{vir,eff}}^{\text{mod}} \rangle = 2.02 \pm 0.03$  and a standard deviation of 0.10 dex, while a Gaussian fit to the distribution of  $\beta^{\text{mod}}$  yields a mean  $\langle \beta^{\text{mod}} \rangle = 0.79 \pm 0.37$  and a standard deviation of 0.36. For clouds assumed to be ellipsoidal, analogous fits yield  $\langle \alpha_{\text{vir,eff}}^{\text{mod}} \rangle_{\text{ellipsoid}} = 2.35 \pm 0.07$  and a standard deviation of 0.17 dex, and  $\langle \beta^{\text{mod}} \rangle_{\text{ellipsoid}} = 0.90 \pm 0.28$  and a standard deviation of 0.46. Both sets of predictions therefore compare very well with our measurements ( $\langle \alpha_{\text{eff,vir}} \rangle = 2.15 \pm 0.12$  and  $\langle \beta \rangle = 0.71 \pm 0.33$  for axisymmetric clouds and  $\langle \alpha_{\text{eff,vir}} \rangle_{\text{ellipsoid}} = 2.59 \pm 0.19$  and  $\langle \beta \rangle_{\text{ellipsoid}} = 0.91 \pm 0.35$  for ellipsoidal clouds; see Sections 5.6 and 5.7, respectively), although with less scatter as expected (our model predictions do not take into account measurement errors). This thus supports yet again our conclusion that the bulk motions of the clouds in NGC4429 are primarily driven by shear motions. Indeed, our shear model provides good estimates of  $E_{\text{ext}}$ ,  $\alpha_{\text{eff,vir}}$  and  $\beta$  for the spatially-resolved clouds of NGC4429.

It is nevertheless worth noting that, while our shear model accounts for the observed bulk motions of the clouds well, there are also some discrepancies. Our shear model overestimate the angular velocities of the spatially-resolved clouds of NGC4429 by a median factor of  $\approx 1.5 - 2.0$ , and the modelled and observed position angles have a median angle difference of  $\approx 16^\circ - 19^\circ$  (see Section 4.2). Moreover, there is considerable scatter about the 1 : 1 correlation between the observed velocity dispersions  $\sigma_{\text{obs,los}}$  and the modelled velocity dispersions  $\sigma_{\text{mod,los}}$  (Fig. 16). It therefore appears that, although the effects of external gravity are dominant, other factors also noticeably affect the dynamics of clouds, so that the clouds's fluid elements do not follow pure shear motions. We discuss one such factor, self gravity, below.

## 6.2 Equilibrium between self-gravity and external-gravity

In previous sections, we established that the contributions of external gravity to the gravitational energy budgets of the NGC4429 clouds (i.e.  $E_{\text{ext}}$ ) are clearly non-zero, this whether these contributions are calculated from observations (Section 5.5) or our shear model (Section 6.1). However,  $E_{\text{ext}}$  on its own does not determine whether a cloud is gravitationally bound or not. As a robust threshold between gravitationally bound and unbound objects, we have adopted a critical virial parameter  $\alpha_{\text{vir,crit}} = 2$  (Kauffmann et al. 2013, 2017). When the effective virial parameter  $\alpha_{\text{eff,vir}}$  is equal to this critical value,  $2|U_{\text{sg}}| = 2E_{\text{turb}} + E_{\text{ext}}$  ( $U_{\text{sg}} \equiv -\frac{3b_s GM^2}{R_c}$ ), where

$$E_{\text{turb}} \equiv \frac{3}{2} M \sigma_{\text{sg,los}}^2 \quad (49)$$

is the kinetic energy of the turbulent motions associated with self-gravity (see Eqs. 34, 32 and 31). If a cloud is thus marginally gravitationally bound (i.e.  $\alpha_{\text{eff,vir}} = \alpha_{\text{vir,crit}} = 2$ ) and an internal Virial equilibrium is established by self-gravity (i.e.  $\alpha_{\text{sg,vir}} \approx 1$ ), as

is the case for the NGC4429 clouds, we further obtain

$$\begin{cases} 2E_{\text{turb}} + U_{\text{sg}} = 0, \\ E_{\text{ext}} + U_{\text{sg}} = 0. \end{cases} \quad (50)$$

The top equation indicates an equilibrium between a cloud's self-gravitational energy and its turbulent kinetic energy, while the bottom equation indicates an equilibrium between a cloud's self-gravitational energy and its energy contributed by external gravity.

In general, one needs to compare  $E_{\text{ext}}$  with the self-gravitational energy of a cloud to assess its boundedness. If  $E_{\text{ext}} \gg |U_{\text{sg}}|$  (i.e.  $\beta \gg 1$ ), then external gravity is much more important and the cloud is not gravitationally bound (unless other forces are present). If  $E_{\text{ext}} \ll |U_{\text{sg}}|$  (i.e.  $\beta \ll 1$ ), then self-gravity is much more important and the effects of external gravity are negligible. If  $E_{\text{ext}} \approx |U_{\text{sg}}|$  (i.e.  $\beta \approx 1$ ), then external gravity and self-gravity are equally important and the cloud reaches a state of equilibrium between self-gravity and external gravity. Here, we have found that the NGC4429 clouds have  $E_{\text{ext}}$  comparable to (the absolute values of) their self-gravitational energies, with both  $\langle \beta \rangle \approx 1$  (see Section 5.5) and  $\beta^{\text{mod}} \approx 1$  (see Section 6.1). The energy of each cloud contributed by external gravity  $E_{\text{ext}}$  thus roughly equals its self-gravitational energy and the cloud remains marginally gravitationally bound.

**Tidal radius.** In the case where the gravitational motions of the clouds are completely dominated by shear motions, as is the case for the NGC4429 clouds (see Section 6.1), the bottom equation of Eqs. 50 then indicates an equilibrium between a cloud's self-gravitational energy and its kinetic energy associated with those shear motions. Another way to assess whether self-gravity or external gravity is more important is thus to consider the tidal radius of each cloud, that defines the volume over which self-gravity dominates over external gravity. Here, we adopt the tidal radius  $R_t$  defined by Gammie et al. (1991) and Tan (2000), that is the radial distance from the cloud's center at which the shear velocity due to differential galactic rotation (i.e. our previously-defined  $v_{\text{shear}}$ ; see Eq. 46) is equal to the escape velocity from the cloud:

$$R_t \equiv (1 - \beta_{\text{circ},0})^{-2/3} \left( \frac{2M}{M_{\text{gal},0}} \right)^{1/3} R_0, \quad (51)$$

where as before  $M$  is the cloud's mass and  $R_0$  the galactocentric distance of the cloud's CoM in the plane of the disc,  $M_{\text{gal},0}$  is the total galactic mass interior to  $R_0$ ,  $\beta_{\text{circ},0} \equiv \frac{d \ln V_{\text{circ}}(R)}{d \ln R} \Big|_{R=R_0}$ , and as before  $V_{\text{circ}}(R)$  is the galaxy circular velocity curve. Equation 51 assumes a spherical galaxy mass distribution, i.e.  $M_{\text{gal}}(R) = V_{\text{circ}}(R)^2 R/G$ , and can therefore be simplified to

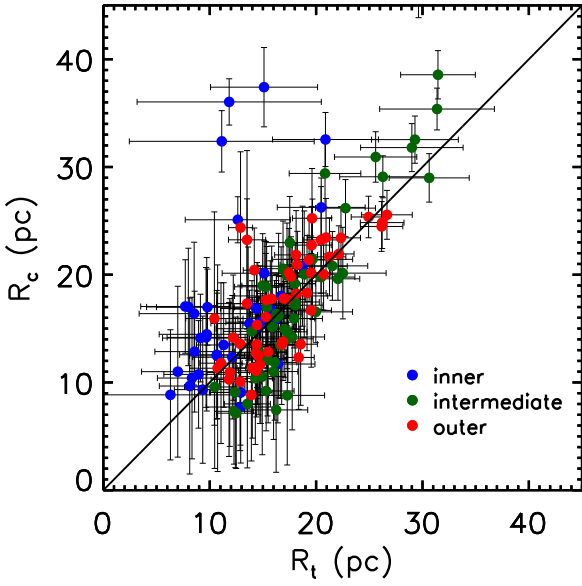
$$R_t = \left( \frac{G}{2A_0^2} \right)^{1/3} M^{1/3}. \quad (52)$$

The tidal radius defined in this manner is the maximum size of a cloud (of a given mass  $M$ ) allowed by galactic rotational shear.

Interestingly, for a cloud with  $R_c = R_t$ , we have

$$\begin{aligned} \beta^{\text{mod}}(R_c = R_t) &\equiv \frac{E_{\text{ext}}^{\text{mod}}(R_c = R_t)}{|U_{\text{sg}}(R_c = R_t)|} \\ &= \frac{4b_e A_0^2 M R_t^2}{3b_s G M^2 / R_t} \\ &= \frac{2}{3} \frac{b_e}{b_s} \\ &\approx 1 \end{aligned} \quad (53)$$





**Figure 17.** Comparison of the observed cloud size and expected tidal radius of the 141 spatially-resolved clouds of NGC4429. Data points are colour-coded by region. The black solid diagonal line shows the 1 : 1 relation.

(see Eqs. 48 and 32), that is essentially identical to the measured  $\beta$  of the spatially-resolved clouds of NGC4429 (assuming axisymmetric clouds; see Sections 5.6 and 5.7). In our shear model, the tidal radius given by Eq. 52 thus approximately corresponds to the radial distance at which  $\beta^{\text{mod}} \approx 1$ . It is thus clear the reason a cloud with  $\beta^{\text{mod}} \gg 1$  becomes gravitationally unbound is because the shear motions are so strong that the (outer) fluid elements manage to escape from the self-gravitational influence of the cloud. Figure 17 compares the observed sizes (radii  $R_c$ ) of the spatially-resolved clouds of NGC4429 with their tidal radii expected from Eq. 52. There is generally a very good agreement, albeit with a few exceptions. The NGC4429 clouds therefore seem to reach their maximum sizes allowed by galactic shear, further supporting our conclusion that the NGC4429 clouds have reached a rough equilibrium between self-gravity and external gravity and thereby manage to remain marginally gravitationally bound. A few clouds in the inner region have sizes much larger than their tidal radii, suggesting that these inner clouds can not be gravitationally bound due to shear, and indeed all these clouds have high  $\beta$  ( $\beta \approx 4 - 6$ ) and  $\alpha_{\text{eff, vir}}$  ( $\alpha_{\text{eff, vir}} \approx 5 - 7$ ).

**Size and surface density.** For a cloud to be marginally gravitationally bound, the contribution of external gravity to the cloud’s energy budget must not exceed the cloud’s self-gravitational energy, i.e.  $\beta^{\text{mod}} = E_{\text{ext}}^{\text{mod}}/|U_{\text{sg}}| = 4b_e A_0^2 M R_c^2 / | - 3b_s G M^2 / R_c | = 4b_e A_0^2 R_c / 3\pi b_s G \Sigma_{\text{gas}} \leq 1$  (see Eqs. 48 and 32). This implies that, at a given surface density, there is a maximum size ( $R_{\text{shear}}$ ) for a cloud to stay marginally bound against tidal/shear disruptions:

$$R_c \leq R_{\text{shear}} \approx \frac{3\pi b_s G \Sigma_{\text{gas}}}{4b_e A_0^2}. \quad (54)$$

Equivalently, at a given size, there is a minimum surface density ( $\Sigma_{\text{shear}}$ ) for a cloud to remain marginally bound:

$$\Sigma_{\text{gas}} \geq \Sigma_{\text{shear}} \approx \frac{4b_e A_0^2 R_c}{3\pi b_s G}. \quad (55)$$

The spatially-resolved clouds of NGC4429 have a mean surface

density ( $\Sigma_{\text{gas}} \approx 160 M_{\odot} \text{pc}^{-2}$ ) and a mean Oort’s constant  $A_0$  (i.e. shear) ( $\langle A_0 \rangle \approx 0.3 \text{ km s}^{-1} \text{pc}^{-1}$ ). A simple calculation using Eq. 54 (and assuming  $b_s = b_e = \frac{1}{5}$  for spherical homogeneous clouds as usual) then suggests that, if limited by shear, the mean size ( $\langle R_{\text{shear}} \rangle$ ) of the clouds in NGC4429 should be  $\approx 18 \text{ pc}$ , that matches extremely well the observed mean size ( $\langle R_c \rangle \approx 17 \text{ pc}$ ). We thus find again that typical clouds in NGC4429 reach their maximal sizes (or minimum surface densities) allowed by shear, and are thus not limited by other processes (shear rules!).

Finally, as we have pointed out above, the effects of self-gravity are generally of the same order as those of external (i.e. galactic) gravity:  $\beta \approx 1$  (see Section 5.6) and  $R_c \approx R_t$ . The motions of the fluid elements within these marginally gravitationally-bound clouds will therefore not completely follow those prescribed by external gravity alone (i.e. the shear motions governed by Eqs. 45). This is again expected, as if the bulk motions of cloud fluid elements were to exactly follow pure shear motions, the clouds could not be (marginally) gravitationally bound.

Therefore, the equations of (bulk) motions must include additional terms due to self-gravity (cf. Eqs. 43):

$$\begin{cases} a'_{\text{ext}, x'} \approx T_0 x' + 2\Omega_0 v'_{\text{gal}, y'} - \frac{\partial \Phi_{\text{sg}}}{\partial x'}, \\ a'_{\text{ext}, y'} \approx -2\Omega_0 v'_{\text{gal}, x'} - \frac{\partial \Phi_{\text{sg}}}{\partial y'}, \end{cases} \quad (56)$$

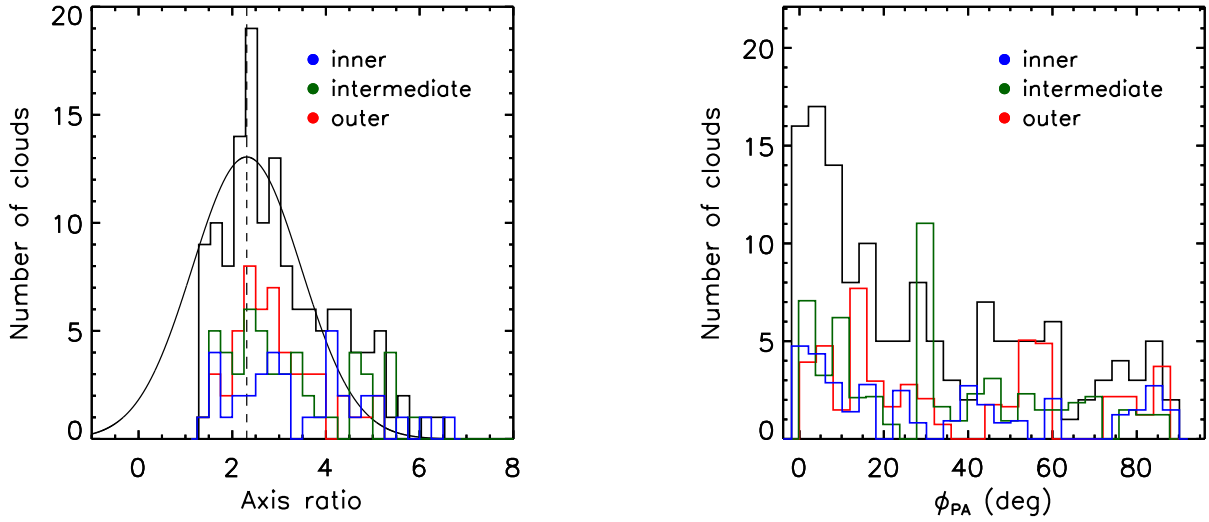
where  $\Phi_{\text{sg}}$  is the cloud’s own (self) gravitational potential. Solving these coupled differential equations is very difficult and beyond the scope of this paper, although we do derive approximate analytic solutions in Section 6.3 for a particular case. We refer readers to Julian & Toomre (1966), Gammie et al. (1991) and Binney (2020) for some numerical solutions.

Gammie et al. (1991) suggested that Eqs. 45 can provide good zeroth order solutions to Eqs. 56 at large radii (where  $R_c \geq R_t$ ). Therefore, the bulk motions of gravitationally-unbound ( $R_c \gg R_t$ ) clouds should roughly approximate the gravitational shear motions described by Eqs. 45. However, unlike gravitationally-unbound clouds, where the discrepancies between bulk motions and shear motions are expected to be negligible, marginally gravitationally-bound clouds should have bulk motions that deviate considerably from shear motions. This is because the discrepancies between bulk motions and shear motions should increase with the importance of self-gravity. Indeed, while the bulk motions of the NGC4429 clouds do approximately follow gravitational shear motions, noticeable deviations are also found (see Section 6.1). We provide approximate solutions for this case below.

### 6.3 Cloud morphology

Cloud morphology may reflect the origin of the gas motions (e.g. Meidt et al. 2018) and the physical mechanisms injecting energy into the gas on cloud scales (e.g. Koda et al. 2006). To quantify the morphology of the 141 spatially-resolved clouds of NGC4429, we considered their major and minor axes (and thus their axis ratios and position angles with respect to the radial/galactocentric direction) as measured in the plane of the sky (i.e. deprojected) in Section 5.7.

The distribution of the deprojected clouds’ axis ratios is shown in the left panel of Fig. 18. A Gaussian fit to the distribution yields a mean of  $2.3 \pm 0.2$ , suggesting that the clouds of NGC4429 are significantly elongated. Moreover, the clouds in the inner and intermediate regions are more elongated (mean axis ratio of 2.9 and 2.6, respectively) than the clouds in the outer region (mean axis ratio of 2.2).



**Figure 18.** Distribution of deprojected axis ratios (*left*) and position angles  $\phi_{\text{PA}}$  between the (morphological) major axes and the direction to the galaxy centre (*right*) for the 141 spatially-resolved clouds of NGC4429 (black histograms), and for only the clouds in the inner (blue histograms), intermediate (green histograms) and outer (red histograms) region of the galaxy, respectively.  $\phi_{\text{PA}} = 0^\circ$  is the radial (i.e. galactocentric) direction, while  $\phi_{\text{PA}} = 90^\circ$  is the azimuthal direction. The black vertical dashed line in the left panel indicates the mean axis ratio derived from a Gaussian fit (black solid line).

The distribution of deprojected position angles  $\phi_{\text{PA}}$  is shown in the right panel of Fig. 18. The distribution peaks at  $5^\circ$ , with a mean  $\langle \phi_{\text{PA}} \rangle \approx 32^\circ$ , confirming the impression from Fig. 3 that the clouds of NGC4429 are preferentially elongated in the radial (i.e. galactocentric) direction. In fact, the clouds at small radii tend to have smaller  $\phi_{\text{PA}}$ , i.e. they are even more preferentially elongated in the direction of the galaxy centre. The mean angle  $\phi_{\text{PA}}$  of the clouds in the inner, intermediate and outer region is  $28^\circ$ ,  $32^\circ$  and  $34^\circ$ , respectively.

It is worth noting that the tendency for the clouds to align with the radial direction could at least partially be due to an artefact of CPROPS. As CPROPS tends to assign the pixels with the shortest “distances” (through the 3D data cube) to the same cloud, the clouds identified by CPROPS could be preferentially elongated along the isovelocity contours, that are often nearly radial in NGC4429 (see Fig. 7). Having said that, we note that the clouds identified by CPROPS in other galaxies do not seem to exhibit such a tendency (e.g. NGC4526, Utomo et al. 2015; M33, Gratier et al. 2012; NGC6946, Wu et al. 2017). This thus suggests that the observed trend of the clouds of NGC4429 to be radially elongated could be real.

If the observed tendency is real, what are the physical mechanisms that could cause such a strong radial elongation of the clouds of NGC4429? It is interesting to note that, according to Eq. 53,

$$\beta^{\text{mod}}(R_c) = \beta^{\text{mod}}(R_t) \left( \frac{R_c}{R_t} \right)^3 \approx \left( \frac{R_c}{R_t} \right)^3, \quad (57)$$

which suggests that if  $R_c < R_t$  then  $\beta^{\text{mod}} < 1$  (and vice-versa) and if  $R_c > R_t$  then  $\beta^{\text{mod}} > 1$  (and vice-versa). If a cloud is primarily dominated by self-gravity (i.e.  $R_c \ll R_t$  or  $\beta^{\text{mod}} \ll 1$ ), the effects of external gravity are negligible and the cloud should be roughly round. On the other hand, if a cloud is largely dominated by external gravity (i.e.  $R_c \gg R_t$  or  $\beta^{\text{mod}} \gg 1$ ), the cloud should be elongated in the azimuthal direction due to strong shear motions (Meidt et al. 2018). However, the NGC4429 clouds are neither round nor azimuthally elongated, suggesting their morphologies can not be regulated by either self-gravity and/or external gravity alone.

It is thus interesting to investigate the geometry of a marginally

gravitationally-bound cloud, as is the case for the bulk of the NGC4429 clouds, where both self-gravity and external gravity are important (i.e.  $R_c \approx R_t$  and  $\beta \approx \beta^{\text{mod}} \approx 1$ ; see Sections 5.6 and 6.2). For this, we must solve the equations of motions given by Eqs. 56, that include both self-gravity and external gravity terms. If we can calculate the motions of the fluid elements near the external edge of each cloud, these motions will define the approximate overall shapes of marginally gravitationally-bound clouds.

Exact analytic solutions to Eqs. 56 may not be possible, so we instead turn to a mathematical technique analogous to perturbation theory to find approximate solutions. We define a new dimensionless variable  $\epsilon \equiv 1$  and rewrite Eqs. 56 as

$$\begin{cases} a'_{\text{ext},x'} \approx T_0 x' + 2\Omega_0 v'_{\text{gal},y'} - \frac{\partial \Phi_{\text{sg}}}{\partial x'}, \\ a'_{\text{ext},y'} \approx -2\Omega_0 \epsilon v'_{\text{gal},x'} - \frac{\partial \Phi_{\text{sg}}}{\partial y'}. \end{cases} \quad (58)$$

Approximate solutions to the above equations can be written as

$$\begin{cases} x'(t) \approx x'^{(0)}(t) + \epsilon x'^{(1)}(t), \\ y'(t) \approx y'^{(0)}(t) + \epsilon y'^{(1)}(t), \end{cases} \quad (59)$$

where analogously to perturbation theory we will refer to  $x'^{(0)}$  and  $y'^{(0)}$  as the zeroth-order solutions and to  $x'^{(1)}$  and  $y'^{(1)}$  as the first-order solutions, although the latter are not necessarily smaller than the former. Substituting Eqs. 59 into Eqs. 58, we can separate the zeroth- and first-order equations in  $\epsilon$ :

$$\begin{cases} \ddot{x}'^{(0)} = T_0 x'^{(0)} + 2\Omega_0 \dot{y}'^{(0)} - \frac{\partial \Phi_{\text{sg}}}{\partial x'}, \\ \ddot{y}'^{(0)} = -\frac{\partial \Phi_{\text{sg}}}{\partial y'}, \end{cases} \quad (60)$$

and

$$\begin{cases} \ddot{x}'^{(1)} = T_0 x'^{(1)} + 2\Omega_0 \dot{y}'^{(1)}, \\ \ddot{y}'^{(1)} = -2\Omega_0 \dot{x}'^{(0)}. \end{cases} \quad (61)$$

We note that the solutions to Eqs. 60 – 61 provide solutions to Eqs. 58 for only a particular case, and they are only approximate

solutions as the second-order term in  $\epsilon$  is assumed to be negligible, i.e.  $-2\Omega_0\epsilon^2\dot{x}'^{(1)} \approx 0$  (assumptions we will justify below).

We first solve the zeroth-order equations. While finding a general analytic solution to the Eqs. 60 is beyond the scope of this paper, there must exist a particular cloudcentric radius  $R_{\text{circ}}$  where to zeroth order the fluid element has uniform circular motion of a particular angular frequency  $\omega_{\text{circ}}$  (and arbitrary phase  $\psi$ ). We thus postulate

$$\begin{cases} x'^{(0)}(t) = R_{\text{circ}} \cos(\omega_{\text{circ}}t + \psi), \\ y'^{(0)}(t) = R_{\text{circ}} \sin(\omega_{\text{circ}}t + \psi). \end{cases} \quad (62)$$

Substituting Eqs. 62 into the first equation of Eqs. 60, we find that the first and second terms on the RHS (i.e. the tidal and Coriolis force terms) cancel out only for an angular frequency  $\omega_{\text{circ}} = -2A_0$  (as  $T = 4A_0\Omega$ ). While shear does not lead to circular motions, that is of course simply equal to  $v_{\text{shear}}/x'^{(0)}$  (see Eq. 46), i.e.

$$\omega_{\text{circ}} = -2A_0 = v_{\text{shear}}/x'^{(0)} = \omega_{\text{shear}} \quad (63)$$

(the same  $\omega_{\text{shear}}$  defined in Section 6.1). The term on the left-hand side and the third term on the RHS then lead to a condition on  $R_{\text{circ}}$ . Assuming the entire cloud mass is contained within  $R_{\text{circ}}$ , one obtains

$$\begin{aligned} R_{\text{circ}} &= \left( \frac{GM}{4A_0^2} \right)^{1/3} \\ &= 2^{-1/3} R_t \end{aligned} \quad (64)$$

(see Eq. 52). The same condition is obtained by substituting Eqs. 62 into the second equation of Eqs. 60. It is trivial to show that at this radius,  $v_{\text{shear}} = -v_{\text{circ}}$ , where  $v_{\text{circ}}$  is the circular velocity due to the cloud alone (i.e.  $v_{\text{shear}}(R_{\text{circ}}) = -2A_0R_{\text{circ}} = -(GM/R_{\text{circ}})^{1/2} = -v_{\text{circ}}(R_{\text{circ}})$  for  $R_{\text{circ}}$  given by Eq. 64).

In other words, the (zeroth-order in  $\epsilon$ ) solution to Eqs. 60 is

$$\begin{cases} x'^{(0)}(t) = R_{\text{circ}} \cos(-2A_0t + \psi), \\ y'^{(0)}(t) = R_{\text{circ}} \sin(-2A_0t + \psi), \end{cases} \quad (65)$$

where  $R_{\text{circ}}$  is given by Eq. 64. This orbit is thus intuitive to understand. In the cloud rotating frame, to zeroth order, the fluid element will have uniform circular motion at the radius  $R_{\text{circ}}$  where the shear velocity due to the external (i.e. galactic) potential  $v_{\text{shear}}$  is equal to the cloud's own circular velocity  $v_{\text{circ}}$ , and thus the shear angular velocity  $\omega_{\text{shear}}$  is equal to the cloud's angular velocity  $\omega_{\text{circ}}$  (i.e.  $v_{\text{shear}}(R_{\text{circ}})/R_{\text{circ}} = v_{\text{circ}}(R_{\text{circ}})/R_{\text{circ}}$ ).

Equally important, the radius of this circular orbit is very close to the tidal radius and thus the external edge of the cloud ( $R_{\text{circ}} \approx 0.8 R_t$  according to Eq. 64). Our solutions can thus indeed help us understand the outer shapes of marginally-bound clouds.

We note that our zeroth-order solutions in  $\epsilon$  above are different from those found in Goldreich & Tremaine (1982) and Gammie et al. (1991) (Eqs. 45 in this paper). This is because we introduced  $\epsilon$  in the azimuthal Coriolis force term while they applied  $\epsilon$  to the self-gravity terms, and because we are considering a particular case where the fluid element's shear velocity is equal to its circular velocity. Equations 65 thus suggest that the fluid element should have a circular orbit about the cloud's CoM (i.e. the cloud should be round near its tidal radius) if the Coriolis force in the azimuthal direction is neglected (the  $-2\Omega_0v'_{\text{gal},x'}$  term in the second equation of Eqs. 56). This is not surprising, since as we have shown the Coriolis force ( $2\Omega_0v'_{\text{gal},y'}$ ) cancels out the tidal force ( $T_0x'$ ) in the radial direction, hence only the cloud's self-gravity needs to be considered.

Having solved the zeroth-order equations of motion (Eqs. 60), we can now solve the first-order equations in  $\epsilon$  (Eqs. 61). Substituting the first equation of Eqs. 65 into the second equation of Eqs. 61 and imposing that the fluid element follows the zeroth-order solution at  $t = 0$  (i.e.  $\dot{y}'^{(1)}(t=0) = y'^{(1)}(t=0) = 0$ ) yields a solution for  $y'^{(1)}(t)$ . Substituting this in turn into the first equation of Eqs. 61 and imposing again that the fluid element follows the zeroth-order solution at  $t = 0$  (i.e.  $\dot{x}'^{(1)}(t=0) = x'^{(1)}(t=0) = 0$ ) yields a solution for  $x'^{(1)}(t)$ . These first-order solutions are

$$\begin{aligned} x'^{(1)}(t) &\approx \frac{\Omega_0}{A_0} R_{\text{circ}} \left[ \frac{A_0}{A_0 + \Omega_0} (\cos(\psi) \cosh(\sqrt{T_0}t) \right. \\ &\quad \left. - \sqrt{\frac{\Omega_0}{A_0}} \sin(\psi) \sinh(\sqrt{T_0}t) \right. \\ &\quad \left. + \frac{\Omega_0}{A_0 + \Omega_0} \cos(-2A_0t + \psi) - \cos(\psi) \right], \\ y'^{(1)}(t) &\approx \frac{\Omega_0}{A_0} R_{\text{circ}} [\sin(-2A_0t + \psi) + 2A_0 \cos(\psi)t - \sin(\psi)]. \end{aligned} \quad (66)$$

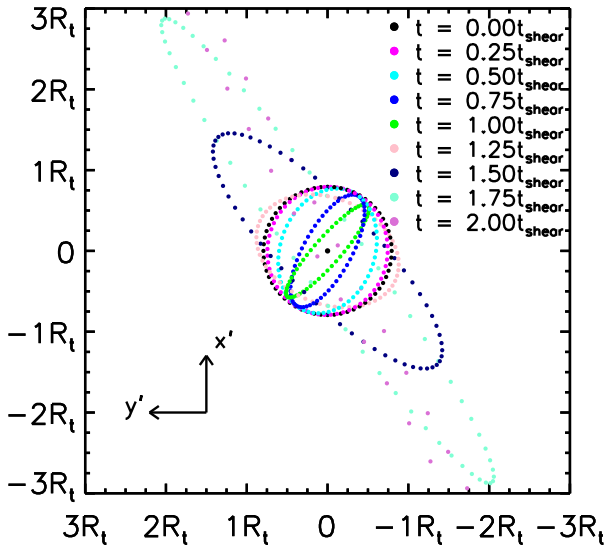
We therefore have complete zeroth- and first-order solutions in  $\epsilon$  of the equations of motion Eqs. 58, for fluid elements originally in uniform circular rotation around the cloud's CoM at a cloudcentric radius of  $R_{\text{circ}}$ .

In practice, with our treatment in term of  $\epsilon$ , we have neglected the first-order Coriolis force term in the azimuthal direction (i.e. the  $-2\Omega_0v'_{\text{gal},x'}$  term in the second equation of Eqs. 56). Our solutions will thus only be valid as long as this term remains small compared to  $\dot{y}'$ . A comparison of these two terms shows that this remains the case for times up to several  $t_{\text{shear}} \equiv 1/2A_0$  for nearly all phases  $\psi$ , when the fluid element remains relatively close to the circle of radius  $R_{\text{circ}}$ .

By sampling the phases  $\psi$  uniformly, Figure 19 therefore shows how a circular ring of matter initially at a cloudcentric radius  $R_{\text{circ}}$  evolves over time (colour-coded), up to a time  $t = 2t_{\text{shear}}$ . As expected from our solutions, particularly the diverging term in  $x'^{(1)}(t)$  (see Eqs. 66), the fluid element orbits and thus the ring become increasingly elongated over time, this almost always in the radial direction (i.e. along  $\hat{x}'$ ), more so but not exclusively at late times.

Therefore, contrary to naive expectations, clouds with sizes  $\approx R_t$  and thus  $\approx R_{\text{circ}}$ , that are necessarily marginally-bound, should have shapes that are *radially* elongated. This state thus presumably represents an intermediate state between i) small strongly-bound clouds that are expected to be spherical (due to self-gravity) and ii) large unbound gas accumulations that are expected to be azimuthally elongated (due to shear). In other words, the general radial elongation of the NGC4429 clouds is fully consistent with the fact that the clouds extend to typically their tidal radii and are typically marginally gravitationally bound, with roughly equal impact from self- and external gravity (i.e.  $\beta \approx 1$ ).

Interestingly, the numerical solutions of Julian & Toomre (1966) and Binney (2020) suggest a similar result. By solving Eqs. 56 numerically, they derived density patterns for a shear flow under both self- and external gravity forces. While the outer contours at lower surface densities (where self-gravity is much less important than external gravity) are elongated azimuthally as expected, their results demonstrate that the innermost contours at higher densities (where self-gravity may be as important as external gravity) are *radially* elongated (see Figs. 7 – 9 in Julian & Toomre 1966 and Fig. 9 in Binney 2020). These works thus reinforce our approximate analytical solutions above.



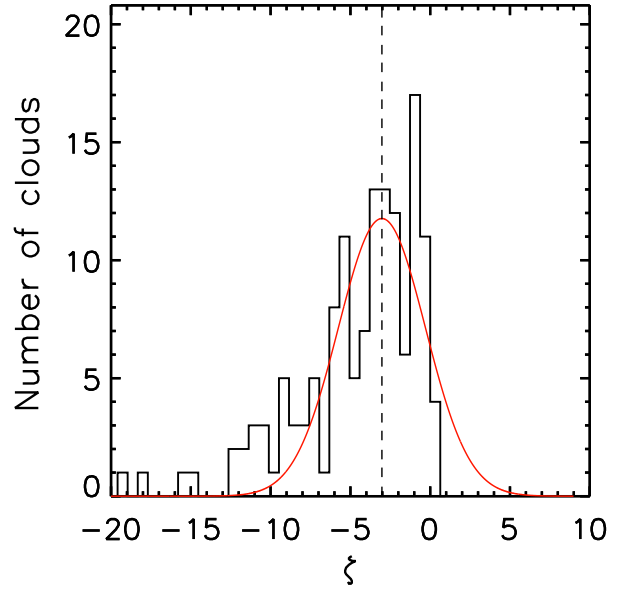
**Figure 19.** Orbits resulting from the zeroth- and first-order solutions to the equations of motion Eqs. 58, for fluid elements originally in uniform circular rotation around the cloud’s CoM at a cloudcentric radius of  $R_{\text{circ}}$ , in the rotating frame adopted in Appendix A2 (see Fig. A1). Several orbits are shown, sampling all phases uniformly and colour-coded as a function of time. The initially circular ring becomes increasingly elongated over time and is nearly always elongated radially. The small black solid circle marks the galaxy centre while the large black dashed circle shows the original configuration of the fluid elements (zeroth-order solution).

#### 6.4 Cloud scale height

Our current analysis is based on the common assumption that the clouds of NGC4429 are in vertical hydrostatic equilibria, i.e.  $M(\sigma_{\text{gal},z}^2 - b_e v_0^2 Z_c^2) \approx 0$  (see Eq. 27). If this assumption is valid, we can derive the scale height of each cloud ( $Z_c$ ) from estimates of  $v_0$  and  $\sigma_{\text{gal},z}$ . As before,  $v_0$  is obtained directly from our stellar mass model (i.e.  $v_0^2 = 4\pi G \rho_{*,0}$ , where  $\rho_{*,0}$  is provided by our MGE model; see Appendix C). According to Eq. 20,  $\sigma_{\text{gal},z}^2 \cos^2 i \approx \sigma_{\text{gs,los}}^2 - \sigma_{\text{sg,los}}^2$ , so if  $\sigma_{\text{sg,los}}$  can indeed be derived from Eq. 24 (i.e.  $\sigma_{\text{sg,los}}^2 = \pi b_s G R_c \Sigma_{\text{gas}}$ ), we can obtain  $\sigma_{\text{gal},z}^2$ .

We note that the uncertainties of our measured physical quantities (i.e.  $\sigma_{\text{gs,los}}^2$ ,  $R_c$  and  $\Sigma_{\text{gas}}$ ) can be significant and prevent us from accurately estimating  $\sigma_{\text{gal},z}$  for individual clouds, as we find negative  $\sigma_{\text{gal},z}^2$  in a few cases. Instead, we therefore consider only the average quantities for  $\sigma_{\text{gal},z}^2$  and  $Z_c$ . We derive a mean  $\langle \sigma_{\text{gal},z}^2 \rangle = 18 \pm 2 \text{ km}^2 \text{ s}^{-2}$  for the 141 spatially-resolved clouds of NGC4429 (assuming  $b_s = \frac{1}{5}$  for spherical homogeneous clouds), whose mean line-of-sight projection ( $\langle \sigma_{\text{gal},z}^2 \cos^2 i \rangle \approx 2 \text{ km}^2 \text{ s}^{-2}$ ) is indeed relatively small compared to  $\langle \sigma_{\text{gs,los}}^2 \rangle \approx 11 \text{ km}^2 \text{ s}^{-2}$  and  $\langle \sigma_{\text{sg,los}}^2 \rangle \approx 8 \text{ km}^2 \text{ s}^{-2}$ .

Utilising our derived  $\langle \sigma_{\text{gal},z}^2 \rangle = 18 \pm 2 \text{ km}^2 \text{ s}^{-2}$  and  $\langle \rho_{*,0} \rangle \approx 33 \text{ M}_\odot \text{ pc}^{-3}$  (and further assuming  $b_e = \frac{1}{5}$  for spherical homogeneous clouds), we derive a mean cloud scale height  $\langle Z_c \rangle \approx 7 \text{ pc}$ , that is clearly smaller than the average cloud radius  $\langle R_c \rangle \approx 16 \text{ pc}$  (see Section 3.3). Consequently, the clouds of NGC4429 are not



**Figure 20.** Distribution of  $\zeta$ , defined as the ratio between the vertical contribution of the external potential to a cloud’s energy budget and the (absolute value of the) cloud’s self-gravitational energy, assuming the cloud is roundish (i.e.  $Z_c = R_c$ ), for the 141 spatially-resolved clouds of NGC4429. The black dashed vertical line shows the mean of a Gaussian fit (red solid line) to the distribution.

strictly spherical, but more likely to be elongated (i.e. flattened) in the plane, if the clouds are indeed in vertical hydrostatic equilibria.

The above analysis aimed to derive the scale heights of the clouds  $Z_c$  by assuming that the clouds are in vertical hydrostatic equilibria. However, we can also investigate the vertical equilibrium state of the clouds by assuming  $Z_c = R_c$  instead. For such a roundish cloud, the contribution of the vertical component of the external potential to the cloud’s gravitational energy budget is  $\approx M(\sigma_{\text{gal},z}^2 - b_e v_0^2 R_c^2)$ . We thus define  $\zeta$  as the ratio between  $M(\sigma_{\text{gal},z}^2 - b_e v_0^2 R_c^2)$  and the (absolute value of the) self-gravitational energy of a roundish cloud ( $U_{\text{sg}} = -3b_s G M^2 / R_c$ ):

$$\zeta \equiv \frac{M(\sigma_{\text{gal},z}^2 - b_e v_0^2 R_c^2)}{3b_s G M^2 / R_c}. \quad (67)$$

The distribution of  $\zeta$  for the 141 spatially-resolved clouds of NGC4429 is presented in Fig. 20, where we have assumed  $b_s = b_e = \frac{1}{5}$  (spherical homogeneous clouds) as usual. We find that  $\zeta$  is not negligible, but significantly below zero. A Gaussian fit to the  $\zeta$  distribution yields a mean  $\langle \zeta \rangle = -1.97 \pm 0.55$ . This implies that the effect of external gravity on roundish clouds is to compress them in the vertical direction. In other words, if the clouds of NGC4429 were roundish, the shear in the plane of the galaxy would be overwhelmed by compression in the vertical direction, and the net effect of external gravity would be to contribute to the (vertical) collapse of the clouds (as  $|\langle \beta \rangle| < |\langle \zeta \rangle|$ ). This probably explains why the clouds of NGC4429 appear to be flattened in the plane.

Indeed, a cloud in a thin disc is more likely to exhibit an elongated structure in the plane rather than be spherical, as the force applied by the background galactic potential in the vertical direction far exceeds the forcing experienced in the plane (e.g. Meidt et al. 2018). In fact, such elongations of molecular clouds in the equatorial plane have been observed in a sample of more than 500 MW clouds (Koda et al. 2006).

## 7 CONCLUSIONS

Using our modified version of the CPROPS<sub>TOO</sub> code, more robust and efficient to identify GMCs in complex and crowded environments, and <sup>12</sup>CO( $J = 3 - 2$ ) ALMA observations at  $14 \times 11 \text{ pc}^2$  resolution, we identified 217 GMCs (141 spatially resolved) in the central molecular gas disc of the lenticular galaxy NGC4429. To investigate the dynamical states of the GMCs, we developed and utilised a modified Virial theorem that fully accounts for the impacts of the background galactic potential. The main results are as follows:

(i) The GMCs of NGC4429 appear to have smaller sizes (7 – 50 pc), lower gaseous masses ( $0.3 - 8 \times 10^5 M_\odot$ ), higher gaseous mass surface densities ( $40 - 650 M_\odot \text{ pc}^{-2}$ ) and higher observed linewidths ( $2 - 16 \text{ km s}^{-1}$ ) than the GMCs of the Milky Way disc and other Local Group galaxies.

(ii) Cloud properties exhibit several trends with galactocentric distance. Specifically, except for the three innermost resolved clouds at  $R_{\text{gal}} < 100 \text{ pc}$ , the GMCs at small radii tend to have smaller sizes, lower gaseous masses, higher gaseous mass surface densities and higher observed linewidths than clouds farther out. However, we also find that all these quantities drop abruptly in the outermost region of the molecular gas disc ( $R_{\text{gal}} \gtrsim 375 \text{ pc}$ ).

(iii) The GMCs of NGC4429 appear to be elongated (mean axis ratio of  $\approx 2.3 \pm 0.2$ ) and are preferentially aligned in the radial direction (i.e. toward the galactic centre). The clouds also appear to be flattened in the plane of the galaxy.

(iv) The cloud mass distribution follows a truncated power law with slope  $-2.18 \pm 0.21$  and truncation mass  $(8.8 \pm 1.3) \times 10^5 M_\odot$ , suggesting most of the molecular mass of NGC4429 is in low-mass clouds. We find a slight variation of the mass spectrum with galactocentric distance, suggesting massive clouds are more favoured at intermediate radii ( $220 < R_{\text{gal}} < 330 \text{ pc}$ ).

(v) Strong velocity gradients are observed within individual GMCs ( $\omega \approx 0.05 - 0.91 \text{ km s}^{-1} \text{ pc}^{-1}$ ), significantly larger than those of GMCs in the MW and other Local Group galaxies. A steep size – line width relation (with a power-law index  $0.82 \pm 0.13$ ) and large observed Virial parameters ( $\langle \alpha_{\text{obs, vir}} \rangle \approx 4.04 \pm 0.22$ ) are also found for the clouds of NGC4429. However, we argue the large velocity gradients, steep size – line width relation and large observed Virial parameters are all a consequence of gas motions driven by the background galactic potential (i.e. local circular orbital rotation), not the clouds' self-gravity. To remove the contribution of galaxy rotation from the clouds' linewidths and derive linewidths quantifying turbulence only, we measure the gradient-subtracted linewidths of the clouds  $\sigma_{\text{gs, los}}$ . Using this measure, an internal Virial equilibrium appears to have been reached between the clouds' turbulent kinetic energies ( $E_{\text{turb}}$ ) and their self-gravitational energies ( $U_{\text{sg}}$ ), i.e.  $\langle \alpha_{\text{sg, vir}} \rangle \approx \langle \alpha_{\text{gs, vir}} \rangle \approx 1.28 \pm 0.04$ .

(vi) However, we argue that neither  $\alpha_{\text{obs, vir}}$  nor  $\alpha_{\text{sg, vir}}$  reflects the true dynamical state of a cloud. We thus discuss and revisit the conventional Virial theorem, deriving a modified theorem that explicitly takes into account both the self-gravity of the clouds and the effects of the external (galactic) gravitational potential in the vertical direction and the plane separately. This allows us to define an effective velocity dispersion  $\sigma_{\text{eff, los}}$  and an effective Virial parameter  $\alpha_{\text{eff, vir}} \equiv \alpha_{\text{sg, vir}} + \frac{E_{\text{ext}}}{|U_{\text{sg}}|}$ , that provide straightforward measurable diagnostics of cloud boundedness in the presence of a non-negligible external potential.

(vii) Using our new diagnostics, we find the contributions of external gravity to the clouds' energy budgets  $E_{\text{ext}}$  are generally much larger than zero. This is because the bulk motions of the clouds

are dominated by gravitational shear motions rather than epicyclic motions. The clouds of NGC4429 are in a critical state in which the energy contributed by external gravity  $E_{\text{ext}}$  is approximately equal to the self-gravitational energy, i.e.  $\frac{E_{\text{ext}}}{|U_{\text{sg}}|} \approx 1$ . As such, the clouds are not virialised but remain marginally gravitationally bound, with a mean effective Virial parameter ( $\langle \alpha_{\text{eff, vir}} \rangle \approx 2.15 \pm 0.12$  and  $\langle \alpha_{\text{eff, vir}}^{\text{mod}} \rangle \approx 2.02 \pm 0.03$ ) close to the threshold between gravitationally-bound and unbound objects ( $\alpha_{\text{vir, crit}} = 2$ ). This is also true when the elongated shapes of the clouds are taken into account ( $\langle \alpha_{\text{eff, vir}} \rangle \approx 2.65 \pm 0.15$  and  $\langle \alpha_{\text{eff, vir}}^{\text{mod}} \rangle \approx 2.46 \pm 0.06$  for ellipsoidal clouds). As the clouds appear to reach an equilibrium between self-gravity and external gravity, they also have sizes consistent with their tidal radii (i.e.  $R_c \approx R_t$ ) and are radially elongated (with an average axis ratio of  $\approx 2$ ). Overall, external gravity appears to be as important as self-gravity to regulate the morphologies, dynamics and thus ultimately the fates of the clouds.

(viii) Galactic rotational shear appears to play a dominant role to regulate the properties of the clouds of NGC4429. Our shear model predicts that, as rotational shear increases, the contribution of external gravity to a cloud's energy budget  $E_{\text{ext}}^{\text{mod}}$  also increases and the cloud becomes less bound, leading to a maximum size (or equivalently a minimum gaseous mass surface density) for the cloud to remain marginally bound:  $R_{\text{shear}} \approx 3\pi b_s G \Sigma_{\text{gas}} / 4b_e A_0^2$  ( $\Sigma_{\text{shear}} \approx 4b_e A_0^2 R_c / 3\pi b_s G$ ), that matches very well the observed sizes of the clouds of NGC4429.

## ACKNOWLEDGEMENTS

We thank Michele Cappellari, Marc Sarzi, Christopher McKee and James Binney for valuable discussions. MB was supported by STFC consolidated grant 'Astrophysics at Oxford' ST/H002456/1 and ST/K00106X/1. MC acknowledges support from a Royal Society University Research Fellowship. TAD acknowledges support from a STFC Ernest Rutherford Fellowship. MDS acknowledges support from a STFC DPhil studentship ST/N504233/1. KO was supported by Shimadzu Science and Technology Foundation. This publication arises from research funded by the John Fell Oxford University Press Research Fund.

This paper makes use of the following ALMA data: ADS/JAO.ALMA#2013.1.00493.S. ALMA is a partnership of ESO (representing its member states), NSF (USA) and NINS (Japan), together with NRC (Canada) and NSC and ASIAA (Taiwan) and KASI (Republic of Korea), in cooperation with the Republic of Chile. The Joint ALMA Observatory is operated by ESO, AUI/NRAO and NAOJ. This paper also makes use of observations made with the NASA/ESA Hubble Space Telescope, and obtained from the Hubble Legacy Archive, which is a collaboration between the Space Telescope Science Institute (STScI/NASA), the Space Telescope European Coordinating Facility (ST-ECF/ESA) and the Canadian Astronomy Data Centre (CADCNRC/CSA). This research has made use of the NASA/IPAC Extragalactic Database (NED) which is operated by the Jet Propulsion Laboratory, California Institute of Technology, under contract with the National Aeronautics and Space Administration.

## DATA AVAILABILITY

The data underlying this article is available in the ALMA archive (<https://almascience.eso.org/asax/>) under project code 2013.1.00493.S.

## REFERENCES

- Adelman-McCarthy J. K., et al., 2008, *ApJS*, 175, 297
- Alatalo K., et al., 2013, *MNRAS*, 432, 1796
- Ballesteros-Paredes J., 2006, *MNRAS*, 372, 443
- Ballesteros-Paredes J., Gazol A., Kim J., Klessen R. S., Jappsen A.-K., Tejero E., 2006, *ApJ*, 637, 384
- Ballesteros-Paredes J., Klessen R. S., Mac Low M.-M., Vazquez-Semadeni E., 2007, *Protostars and Planets V*, pp 63–80
- Ballesteros-Paredes J., Gómez G. C., Pichardo B., Vázquez-Semadeni E., 2009, *MNRAS*, 393, 1563
- Ballesteros-Paredes J., Hartmann L. W., Vázquez-Semadeni E., Heitsch F., Zamora-Avilés M. A., 2011, *MNRAS*, 411, 65
- Bertoldi F., McKee C. F., 1992, *ApJ*, 395, 140
- Binney J., 2020, *MNRAS*, 496, 767
- Binney J., Tremaine S., 2008, *Galactic Dynamics: Second Edition*. Princeton University Press
- Blitz L., 1993, in Levy E. H., Lunine J. I., eds, *Protostars and Planets III*. pp 125–161
- Blitz L., Fukui Y., Kawamura A., Leroy A., Mizuno N., Rosolowsky E., 2007, *Protostars and Planets V*, pp 81–96
- Bolatto A. D., Leroy A. K., Rosolowsky E., Walter F., Blitz L., 2008, *ApJ*, 686, 948
- Bolatto A. D., Wolfire M., Leroy A. K., 2013, *ARA&A*, 51, 207
- Burkert A., Bodenheimer P., 2000, *ApJ*, 543, 822
- Camacho V., Vázquez-Semadeni E., Ballesteros-Paredes J., Gómez G. C., Fall S. M., Mata-Chávez M. D., 2016, *ApJ*, 833, 113
- Cappellari M., 2002, *MNRAS*, 333, 400
- Cappellari M., 2008, *MNRAS*, 390, 71
- Cappellari M., et al., 2011, *MNRAS*, 416, 1680
- Cappellari M., et al., 2013, *MNRAS*, 432, 1862
- Chen X., Amaro-Seoane P., Cuadra J., 2016, *ApJ*, 819, 138
- Colombo D., et al., 2014, *ApJ*, 784, 3
- Colombo D., et al., 2018, *Monthly Notices of the Royal Astronomical Society*, 483, 4291
- Dale J. E., Kruijssen J. M. D., Longmore S. N., 2019, *MNRAS*, 486, 3307
- Dame T. M., Hartmann D., Thaddeus P., 2001, *ApJ*, 547, 792
- Davis T. A., 2014, *MNRAS*, 445, 2378
- Davis T. A., et al., 2011, *MNRAS*, 417, 882
- Davis T. A., et al., 2013, *MNRAS*, 429, 534
- Davis T. A., Bureau M., Onishi K., Cappellari M., Iguchi S., Sarzi M., 2017, *MNRAS*, 468, 4675
- Davis T. A., et al., 2018, *MNRAS*, 473, 3818
- Dib S., Helou G., Moore T. J. T., Urquhart J. S., Dariush A., 2012, *ApJ*, 758, 125
- Donovan Meyer J., et al., 2012, *ApJ*, 744, 42
- Donovan Meyer J., et al., 2013, *ApJ*, 772, 107
- Elmegreen B. G., 1989, *ApJ*, 338, 178
- Elmegreen B. G., Falgarone E., 1996, *ApJ*, 471, 816
- Emsellem E., Monnet G., Bacon R., 1994, *A&A*, 285, 723
- Emsellem E., et al., 2011, *MNRAS*, 414, 888
- Engargiola G., Plambeck R. L., Rosolowsky E., Blitz L., 2003, *ApJS*, 149, 343
- Faesi C. M., Lada C. J., Forbrich J., 2016, *ApJ*, 821, 125
- Faesi C. M., Lada C. J., Forbrich J., 2018, *ApJ*, 857, 19
- Falgarone E., Phillips T. G., Walker C. K., 1991, *ApJ*, 378, 186
- Field G. B., Blackman E. G., Keto E. R., 2008, *MNRAS*, 385, 181
- Field G. B., Blackman E. G., Keto E. R., 2011, *MNRAS*, 416, 710
- Fleck Jr. R. C., 1980, *ApJ*, 242, 1019
- Fleck Jr. R. C., Clark F. O., 1981, *ApJ*, 245, 898
- Fukui Y., et al., 2008, *ApJS*, 178, 56
- Gammie C. F., Ostriker J. P., Jog C. J., 1991, *ApJ*, 378, 565
- Goldreich P., Lynden-Bell D., 1965, *MNRAS*, 130, 125
- Goldreich P., Tremaine S., 1982, *ARA&A*, 20, 249
- Gratier P., et al., 2012, *A&A*, 542, A108
- Hennebelle P., Chabrier G., 2013, *ApJ*, 770, 150
- Henshaw J. D., et al., 2019, *MNRAS*, 485, 2457
- Heyer M., Krawczyk C., Duval J., Jackson J. M., 2009, *ApJ*, 699, 1092
- Hirota A., Kuno N., Sato N., Nakanishi H., Tosaki T., Sorai K., 2011, *ApJ*, 737, 40
- Hughes A., et al., 2010, *MNRAS*, 406, 2065
- Hughes A., et al., 2013, *ApJ*, 779, 46
- Ibáñez-Mejía J. C., Mac Low M.-M., Klessen R. S., Baczynski C., 2016, *ApJ*, 824, 41
- Imara N., Blitz L., 2011, *ApJ*, 732, 78
- Imara N., Faesi C. M., 2019, *ApJ*, 876, 141
- Imara N., Bigiel F., Blitz L., 2011, *ApJ*, 732, 79
- Julian W. H., Toomre A., 1966, *ApJ*, 146, 810
- Kauffmann J., Pillai T., Zhang Q., 2013, *ApJ*, 765, L35
- Kauffmann J., Pillai T., Zhang Q., Menten K. M., Goldsmith P. F., Lu X., Guzmán A. E., 2017, *A&A*, 603, A89
- Koda J., Sawada T., Hasegawa T., Scoville N. Z., 2006, *ApJ*, 638, 191
- Koyama H., Ostriker E. C., 2009, *ApJ*, 693, 1346
- Kruijssen J. M. D., et al., 2019, *MNRAS*, 484, 5734
- Larson R. B., 1981, *MNRAS*, 194, 809
- Lequeux J., 2005, *The Interstellar Medium*, doi:10.1007/b137959.
- Leroy A. K., et al., 2015, *ApJ*, 801, 25
- Leroy A. K., et al., 2016, *ApJ*, 831, 16
- Lin G., Chawla M., Olson K., Barnes C., Guzowski J., Bjornss C., Shain W., Roysam B., 2007, *Cytometry A*, 71, 724
- Lombardi M., Alves J., Lada C. J., 2010, *A&A*, 519, L7
- Mac Low M.-M., Klessen R. S., 2004, *Reviews of Modern Physics*, 76, 125
- MacLaren I., Richardson K. M., Wolfendale A. W., 1988, *ApJ*, 333, 821
- McKee C. F., 1989, *ApJ*, 345, 782
- McKee C. F., 1999, in Lada C. J., Kylafis N. D., eds, *NATO Advanced Study Institute (ASI) Series C Vol. 540, The Origin of Stars and Planetary Systems*. p. 29 (arXiv:astro-ph/9901370)
- Meidt S. E., 2016, *ApJ*, 818, 69
- Meidt S. E., et al., 2013, *ApJ*, 779, 45
- Meidt S. E., et al., 2015, *ApJ*, 806, 72
- Meidt S. E., et al., 2018, *ApJ*, 854, 100
- Melchior A.-L., Combes F., 2017, *A&A*, 607, L7
- Miura R. E., Espada D., Hirota A., Nakanishi K., Bendo G. J., Sugai H., 2018, *ApJ*, 864, 120
- Miville-Deschenes M. A., Murray N., Lee E. J., 2017a, *VizieR Online Data Catalog*, p. J/ApJ/834/57
- Miville-Deschenes M.-A., Murray N., Lee E. J., 2017b, *ApJ*, 834, 57
- Muller E., et al., 2010, *ApJ*, 712, 1248
- North E. V., et al., 2019, *MNRAS*, 473, 3818
- Nyland K., et al., 2016, *MNRAS*, 458, 2221
- Oka T., Hasegawa T., Sato F., Tsuboi M., Miyazaki A., Sugimoto M., 2001, *ApJ*, 562, 348
- Onishi K., Iguchi S., Davis T. A., Bureau M., Cappellari M., Sarzi M., Blitz L., 2017, *MNRAS*, 468, 4663
- Padoan P., Haugbølle T., Nordlund Å., Frimann S., 2017, *ApJ*, 840, 48
- Pan H.-A., Kuno N., 2017, *ApJ*, 839, 133
- Phillips J. P., 1999, *A&AS*, 134, 241
- Rebolledo D., Wong T., Xue R., Leroy A., Koda J., Donovan Meyer J., 2015, *ApJ*, 808, 99
- Rice T. S., Goodman A. A., Bergin E. A., Beaumont C., Dame T. M., 2016, *ApJ*, 822, 52
- Rosolowsky E., 2005, *PASP*, 117, 1403
- Rosolowsky E., 2007, *ApJ*, 654, 240
- Rosolowsky E., Blitz L., 2005, *ApJ*, 623, 826
- Rosolowsky E., Leroy A., 2006, *PASP*, 118, 590
- Rosolowsky E., Engargiola G., Plambeck R., Blitz L., 2003, *ApJ*, 599, 258
- Rosolowsky E., Keto E., Matsushita S., Willner S. P., 2007, *ApJ*, 661, 830
- Rousseeuw P., Driessen K., 2006, *Computing LTS regression for large data sets*, 12, 29
- Schruba A., Kruijssen J. M. D., Leroy A. K., 2019, *ApJ*, 883, 2
- Smith M. D., et al., 2019, *MNRAS*, 473, 3818
- Smith M. D., et al., 2020b, *MNRAS*, submitted
- Smith M. D., et al., 2020a, *MNRAS*, submitted
- Solomon P. M., Rivolo A. R., Barrett J., Yahil A., 1987, *ApJ*, 319, 730
- Stark A. A., Blitz L., 1978, *ApJ*, 225, L15
- Strong A. W., et al., 1988, *A&A*, 207, 1

- Sun J., et al., 2018, *ApJ*, 860, 172  
Tan J. C., 2000, *ApJ*, 536, 173  
Tasker E. J., Tan J. C., 2009, *ApJ*, 700, 358  
Thilliez E., Maddison S. T., Hughes A., Wong T., 2014, *Publ. Astron. Soc. Australia*, 31, e003  
Tosaki T., et al., 2017, *PASJ*, 69, 18  
Utomo D., Blitz L., Davis T., Rosolowsky E., Bureau M., Cappellari M., Sarzi M., 2015, *ApJ*, 803, 16  
Utreras J., et al., 2020, *ApJ*, 892, 94  
Verschuur G. L., 1993, *AJ*, 106, 2580  
Williams J. P., de Geus E. J., Blitz L., 1994, *ApJ*, 428, 693  
Wong T., et al., 2011, *ApJS*, 197, 16  
Wong T., et al., 2019, *ApJ*, 885, 50  
Wu Y.-L., Sakamoto K., Pan H.-A., 2017, *ApJ*, 839, 6  
Yang H., Ahuja N., 2014, *Pattern Recognit*, 47, 2266  
Young L. M., et al., 2011, *MNRAS*, 414, 940  
Yusef-Zadeh F., Wardle M., Schödel R., Roberts D. A., Cotton W., Bushouse H., Arendt R., Royster M., 2016, *ApJ*, 819, 60

## APPENDIX A: MODIFIED VIRIAL THEOREM

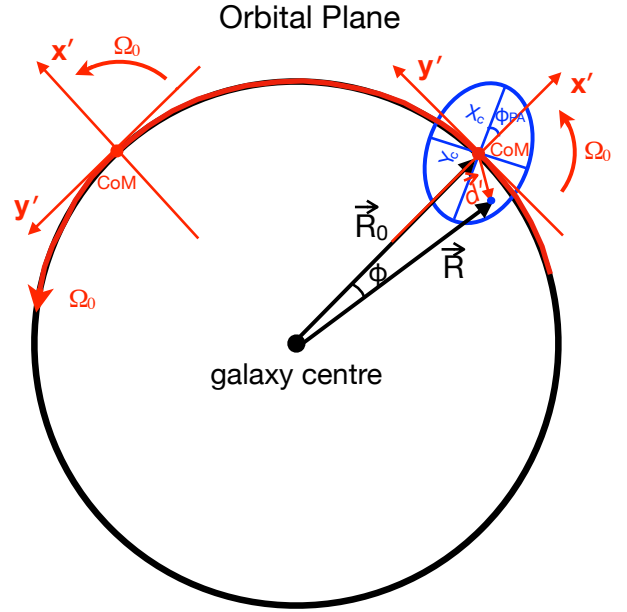
Our goal in this appendix is to derive a modified Virial theorem (MVT), that encompasses not only a cloud's self-gravity, but also the effects of the external (i.e. galactic) potential. We thus envision each cloud as a continuous structure with well-defined borders in position- and velocity-space, located in a rotating gas disc with a circular velocity determined by an axisymmetric background galactic gravitational potential ( $\Phi_{\text{gal}}$ ). We assume each cloud has a homogeneous density distribution and an ellipsoidal geometry. The cloud's centre of mass (CoM) and its two semi-axes (semi-major axis  $X_c$  and semi-minor axis  $Y_c$ ) are assumed to be located in the orbital plane (i.e. the mid-plane of the galaxy disc; see Fig. A1). We assume each fluid element of a cloud experiences two kinds of motions: (1) random turbulent motions (velocity dispersion  $\sigma_{\text{sg}}$ ) arising from self-gravity (i.e. the cloud's own gravitational potential  $\Phi_{\text{sg}}$ ) and (2) bulk gravitational motions (velocity  $\vec{v}_{\text{gal}}$  and root mean square (RMS) velocity  $\sigma_{\text{gal}}$ ) arising from the external gravity (i.e. the galactic gravitational potential  $\Phi_{\text{gal}}$ ). We neglect thermal motions, as they are often small compared to turbulent motions in a cold gas cloud (e.g. Fleck 1980). The turbulent motions due to self-gravity are expected to be quasi-isotropic in three dimensions (Field et al. 2008; Ballesteros-Paredes et al. 2011), while the gas motions induced by the external gravitational potential are often non-isotropic (Meidt et al. 2018). We assume the cloud's own gravitational potential  $\Phi_{\text{sg}}$  to be (statistically) independent of the local external gravitational potential  $\Phi_{\text{gal}}$ , and the motions due to self-gravity ( $\sigma_{\text{sg}}$ ) to be uncorrelated with the motions due to external gravitational potential ( $\sigma_{\text{gal}}$ ), as suggested by Meidt et al. (2018). We ignore external pressure and magnetic fields, and consider only the effects of self-gravity and external gravity.

Assuming the surface terms are negligible (Larson 1981), the general form of the Virial theorem for a cloud is

$$\frac{\dot{I}}{2} = 2E_k + \int_V (\vec{a}(\vec{d}) \cdot \vec{d}) dm \quad (\text{A1})$$

(see e.g. Eqs. 14.6 and 14.7 of Lequeux 2005), where  $I$  is the cloud's moment of inertia,  $E_k$  its total kinetic energy,  $\vec{d}$  the position vector of a fluid element inside the cloud with respect to the cloud's CoM,  $\vec{a} \equiv \ddot{\vec{d}}$  the acceleration of the fluid element inside the cloud,  $dm \equiv \rho dV$  the mass of the fluid element, and the integral is taken over all fluid elements within the volume  $V$  of the cloud of total mass  $M$  ( $\int_V dm = M$ ). We use  $\vec{d}$  rather than the usual variable  $\vec{r}$  to avoid confusion with the position vector (with respect to the galactic centre) in the plane of the disc  $\vec{R}$  and its associated magnitude  $R$ , where  $\vec{R}_0$  and  $R_0$  are evaluated at the cloud's CoM (see Fig. A1). The equilibrium condition associated with Eq. A1 should be that the time-averaged  $\dot{I}(t)$  is equal to zero, i.e.  $\langle \dot{I}(t) \rangle = 0$  (McKee 1999; Binney & Tremaine 2008). However, it is unclear how one can evaluate the resulting long-term average if the system is not in a time-independent state. We therefore adopt instead the instantaneous equilibrium condition  $\dot{I} = 0$ , commonly adopted across several works (e.g. Lequeux 2005; Ballesteros-Paredes 2006). As such,  $\dot{I} > 0$  indicates that the cloud is expanding, while  $\dot{I} < 0$  indicates that the cloud is contracting (Ballesteros-Paredes 2006).

The above Virial equation can be split into two independent parts based on our assumptions that  $\Phi_{\text{sg}}$  and  $\Phi_{\text{gal}}$  are independent (i.e.  $\vec{a} = -\nabla\Phi_{\text{sg}} + \vec{a}_{\text{ext}}$ , where  $\vec{a}_{\text{ext}}$  is the external acceleration due to galactic forces only) and  $\sigma_{\text{sg}}$  and  $\sigma_{\text{gal}}$  are uncorrelated (i.e.



**Figure A1.** Schematic diagram of our rotating frame of reference in the orbital plane (i.e. the mid-plane of the galaxy disc). This rotating frame is a local Cartesian coordinate system centred at the cloud's CoM, that both orbits around the galaxy centre with the cloud's CoM (with angular velocity  $\Omega_0$ , the circular orbital angular velocity of the cloud's CoM) and rotates on itself (with the same angular velocity  $\Omega_0$ ), such that the  $x'$  axis always points in the direction of increasing galactocentric radius and the  $y'$  axis always points in the direction of the orbital rotation at the cloud's CoM. We assume a homogenous ellipsoidal cloud, whose semi-major axis  $X_c$  and semi-minor axis  $Y_c$  are located in the orbital plane. The semi-major axis  $X_c$  makes an angle  $\phi_{\text{PA}}$  with respect to the radial (i.e.  $\hat{x}'$  or  $\vec{R}_0$ ) direction.

$$E_k = \frac{1}{2} M (\sigma_{\text{sg}}^2 + \sigma_{\text{gal}}^2);$$

$$\frac{\dot{I}}{2} = \left[ 3M\sigma_{\text{sg,los}}^2 + \int_V (-\nabla\Phi_{\text{sg}}(\vec{d}) \cdot \vec{d}) dm \right] + \left[ M\sigma_{\text{gal}}^2 + \int_V (\vec{a}_{\text{ext}}(\vec{d}) \cdot \vec{d}) dm \right], \quad (\text{A2})$$

where  $\sigma_{\text{sg,los}}$  is the line-of-sight (i.e. one-dimensional) turbulent velocity dispersion due to self-gravity ( $\sigma_{\text{sg,los}}^2 \equiv \frac{1}{3}\sigma_{\text{sg}}^2$ ) and  $\sigma_{\text{gal}}$  the RMS velocity of gravitational motions associated with external gravity ( $\sigma_{\text{gal}} \equiv \frac{1}{M} \int_V (\vec{v}_{\text{gal}} - \vec{v}_{\text{gal}})^2 dm$ , where  $\vec{v}_{\text{gal}}$  is the mean velocity of the cloud's gravitational motions due to external gravity). The first term in square brackets on the right-hand side (RHS) of Eq. A2 comprises the energy terms regulated by self-gravity, while the second term in square brackets contains the contribution of external gravity to the cloud's energy budget  $E_{\text{ext}}$ .

**Self-gravity.** The integration of the self-gravity term on the RHS of Eq. A2 is straightforward:

$$\int_V (-\nabla\Phi_{\text{sg}}(\vec{d}) \cdot \vec{d}) dm = -\frac{3b_s GM^2}{R_c}, \quad (\text{A3})$$

where  $G$  is the gravitational constant,  $R_c$  the measured cloud's radius ( $R_c \equiv \sqrt{X_c Y_c}$ ) and  $b_s$  a geometrical factor that quantifies the effects of inhomogeneities and/or non-sphericity of the cloud mass distribution on its self-gravitational energy. For a cloud in which the isodensity contours are homoeoidal ellipsoids,  $b_s = b_{s1} b_{s2}$ , where  $b_{s1}$  quantifies the effects of the inhomogeneities and  $b_{s2}$  those of the ellipticity. Bertoldi & McKee (1992) derived  $b_{s1} = \frac{(1-\psi/3)}{(5-2\psi)}$  for a



cloud with a radial mass volume density profile  $\rho(r) \propto r^{-\psi}$ , while  $b_{s_2} = \frac{R_m \arcsin(e)}{R_d e}$  for an ellipsoidal cloud, where  $R_m$  is the observed (i.e. projected) cloud radius averaged over all possible cloud orientations (i.e. averaged over  $4\pi$  steradians),  $R_d$  is the deprojected cloud radius and  $e$  is the cloud's eccentricity ( $e \equiv \sqrt{1 - (Y_c/X_c)^2}$ ). The  $R_m/R_d$  ratio depends on the cloud's aspect ratio  $Z_c/\sqrt{X_c Y_c}$ , where  $Z_c$  is the cloud's scale height, and  $R_m/R_d = 1$  when  $Z_c/\sqrt{X_c Y_c} = 1$  (see Fig. 2 in Bertoldi & McKee 1992). For a homogeneous spherical cloud,  $b_s = \frac{1}{5}$ .

An equation suitable for a cloud regulated by self-gravity only is thereby obtained:

$$\frac{\dot{I}}{2} = 3M\sigma_{\text{sg,los}}^2 - \frac{3b_s GM^2}{R_c}. \quad (\text{A4})$$

For a self-gravitating cloud in equilibrium (i.e.  $\dot{I} = 0$ ), this yields

$$\sigma_{\text{sg,los}}^2 = b_s GM/R_c, \quad (\text{A5})$$

or equivalently

$$M = \frac{\sigma_{\text{sg,los}}^2 R_c}{b_s G} \equiv M_{\text{sg,vir}} \quad (\text{A6})$$

(cf. Eq. 7).

**External gravity.** The contribution of external gravity to a cloud's energy budget is given by the second term in square brackets on the RHS of Eq. A2:

$$E_{\text{ext}} = M\sigma_{\text{gal}}^2 + \int_V (\vec{a}_{\text{ext}}(\vec{d}) \cdot \vec{d}) dm. \quad (\text{A7})$$

If we assume the gravitational motions in the plane to be separable from those in the vertical direction (perpendicular to the orbital plane), the above equation can easily be separated into two parts, one in the vertical direction ( $E_{\text{ext},z}$ ) and the other in the orbital plane ( $E_{\text{ext,plane}}$ ):

$$E_{\text{ext}} = \underbrace{\left( M\sigma_{\text{gal},z}^2 + \int_V (a_{\text{ext},z} d_z) dm \right)}_{\text{external, vertical direction}} + \underbrace{\left( M\sigma_{\text{gal,plane}}^2 + \int_V (\vec{a}_{\text{ext,plane}} \cdot \vec{d}_{\text{plane}}) dm \right)}_{\text{external, plane}}, \quad (\text{A8})$$

where  $\sigma_{\text{gal},z}^2$ ,  $a_{\text{ext},z}$  and  $d_z$  are the components of  $\sigma_{\text{gal}}^2$ ,  $\vec{a}_{\text{ext}}$  and  $\vec{d}$  along the vertical direction, respectively, and  $\sigma_{\text{gal,plane}}^2$ ,  $\vec{a}_{\text{ext,plane}}$  and  $\vec{d}_{\text{plane}}$  are the components of  $\sigma_{\text{gal}}^2$ ,  $\vec{a}_{\text{ext}}$  and  $\vec{d}$  in the orbital plane, respectively.

We derive  $E_{\text{ext},z}$  (the first term on the RHS of Eq. A8) in Appendix A1 (see Eq. A21) for a homogenous ellipsoidal cloud whose semi-major axis  $X_c$  and semi-minor axis  $Y_c$  are located in the orbital plane, yielding

$$E_{\text{ext},z} \approx M \left( \sigma_{\text{gal},z}^2 - b_e v_0^2 Z_c^2 \right), \quad (\text{A9})$$

where as before  $Z_c$  is the scale height of the cloud ( $Z_c = \sqrt{X_c Y_c} \equiv R_c$  for a spherical cloud),  $v_0^2 \equiv 4\pi G \rho_{*,0}$  (formally the total mass volume density evaluated at the cloud's CoM, but we use here  $\rho_{*,0}$ , the stellar mass volume density  $\rho_*$  evaluated at the cloud's CoM using our MGE model, as it is accurately constrained; see Appendix C), and  $b_e$  is a geometrical factor that quantifies the effects of inhomogeneities of the cloud mass distribution (analogously to  $b_{s_1}$  but for the external gravity term;  $b_e = \frac{1}{5}$  again for a homogeneous cloud).

Similarly, we derive  $E_{\text{ext,plane}}$  (the second term on the RHS of Eq. A8) for a homogenous ellipsoidal cloud in Appendix A2 (see Eq. A36), yielding

$$E_{\text{ext,plane}} \approx M \left( \sigma_{\text{gal,r}}^2 + \sigma_{\text{gal,t}}^2 + b_e T_0 (X_c^2 \cos^2 \phi_{\text{PA}} + Y_c^2 \sin^2 \phi_{\text{PA}}) - b_e \Omega_0^2 (X_c^2 + Y_c^2) \right), \quad (\text{A10})$$

where  $\sigma_{\text{gal,r}}^2$  and  $\sigma_{\text{gal,t}}^2$  are the RMS velocities of gas motions due to external gravity in respectively the radial (i.e.  $\hat{r}$ , the direction pointing from the galaxy centre to the cloud's CoM, thus parallel to  $\vec{R}_0$ ) and the azimuthal (i.e.  $\hat{t}$ , the direction along the orbital rotation, thus perpendicular to  $\hat{r}$  and  $\vec{R}_0$ ) direction as measured in an inertial frame (i.e. by a distant observer), ( $\sigma_{\text{gal,r}}^2 + \sigma_{\text{gal,t}}^2$ ) is thus the RMS velocity of in-plane gravitational motions (i.e.  $\sigma_{\text{gal,plane}}^2$ ) measured in the inertial frame,  $\phi_{\text{PA}}$  is the angle the semi-major axis  $X_c$  makes with respect to the radial (i.e.  $\hat{r}$  or  $\vec{R}_0$ ) direction (see Fig. A1),  $\Omega_0$  is the circular orbital angular velocity of the cloud's CoM,  $T_0 \equiv -R \frac{d\Omega^2(R)}{dR} |_{R=R_0}$  (e.g. Stark & Blitz 1978) is the tidal acceleration per unit length in the radial direction  $T$  evaluated at the cloud's CoM, and  $R$  is the galactocentric distance in the plane of the disc while  $R_0$  is that at the cloud's CoM. We note that here and throughout,  $\Omega(R)$  is the theoretical quantity  $\Omega(R) \equiv \sqrt{\frac{1}{R} \frac{d\Phi_{\text{gal}}}{dR}}$  defined by the galaxy potential  $\Phi_{\text{gal}}$ , i.e. it is the angular velocity of a fluid element moving in perfect circular motion ( $\Omega(R) = V_{\text{circ}}(R)/R$ , where  $V_{\text{circ}}(R)$  is the circular velocity curve) rather than the observed angular velocity of the fluid element ( $V_{\text{rot}}(R)/R$ , where  $V_{\text{rot}}$  is the observed rotation curve). For an axisymmetric cloud (i.e.  $X_c = Y_c = R_c$ ), we then have

$$E_{\text{ext,plane}} \approx M \left( \sigma_{\text{gal,r}}^2 + \sigma_{\text{gal,t}}^2 + b_e (T_0 - 2\Omega_0^2) R_c^2 \right). \quad (\text{A11})$$

Combining Eqs. A9 and A10, we obtain the total contribution of external gravity to a cloud's energy budget:

$$E_{\text{ext}} = E_{\text{ext},z} + E_{\text{ext,plane}} \approx M \left( \sigma_{\text{gal},z}^2 - b_e v_0^2 Z_c^2 \right) + M \left( \sigma_{\text{gal,r}}^2 + \sigma_{\text{gal,t}}^2 \right) + M \left( b_e T_0 (X_c^2 \cos^2 \phi_{\text{PA}} + Y_c^2 \sin^2 \phi_{\text{PA}}) - b_e \Omega_0^2 (X_c^2 + Y_c^2) \right). \quad (\text{A12})$$

For an axisymmetric cloud (i.e.  $X_c = Y_c = R_c$ ), we then have

$$E_{\text{ext}} \approx M \left( \sigma_{\text{gal},z}^2 - b_e v_0^2 Z_c^2 \right) + M \left( \sigma_{\text{gal,r}}^2 + \sigma_{\text{gal,t}}^2 + b_e (T_0 - 2\Omega_0^2) R_c^2 \right). \quad (\text{A13})$$

**Total.** Substituting Eqs. A4 and A12 into Eq. A2, we obtain our final MVT for a homogenous ellipsoidal cloud:

$$\frac{\dot{I}}{2} = \left[ 3M\sigma_{\text{sg,los}}^2 - 3b_s GM^2/R_c \right] + E_{\text{ext}} \approx \left[ 3M\sigma_{\text{sg,los}}^2 - 3b_s GM^2/R_c \right] + \left[ M \left( \sigma_{\text{gal},z}^2 - b_e v_0^2 Z_c^2 \right) + M \left( \sigma_{\text{gal,r}}^2 + \sigma_{\text{gal,t}}^2 + b_e T_0 (X_c^2 \cos^2 \phi_{\text{PA}} + Y_c^2 \sin^2 \phi_{\text{PA}}) - b_e \Omega_0^2 (X_c^2 + Y_c^2) \right) \right]. \quad (\text{A14})$$

For an axisymmetric cloud (i.e.  $X_c = Y_c = R_c$ ), we then have

$$\frac{\ddot{I}}{2} \approx \underbrace{\left[ 3M\sigma_{\text{sg,los}}^2 - 3b_s GM^2/R_c \right]}_{\text{self gravity}} + \left[ \underbrace{M(\sigma_{\text{gal,z}}^2 - b_e v_0^2 Z_c^2)}_{\text{external, vertical direction}} + \underbrace{M(\sigma_{\text{gal,r}}^2 + \sigma_{\text{gal,t}}^2 + b_e(T_0 - 2\Omega_0^2) R_c^2)}_{\text{external, plane}} \right]. \quad (\text{A15})$$

### A1 Calculating $E_{\text{ext,z}}$

According to Eq. A8, the contribution of external gravity to a cloud's energy budget in the vertical direction is

$$E_{\text{ext,z}} = M\sigma_{\text{gal,z}}^2 + \int_V (a_{\text{ext,z}} d_z) dm. \quad (\text{A16})$$

As we have assumed the cloud's CoM to be in the galaxy mid-plane, the component of the acceleration  $\vec{a}_{\text{ext}}$  in the vertical direction can be approximated to

$$\begin{aligned} a_{\text{ext,z}} &= -\frac{\partial \Phi_{\text{gal}}(\vec{d})}{\partial z} \\ &\approx -\frac{\partial \Phi_{\text{gal}}(\vec{d})}{\partial z} \Big|_{z=0} - \frac{\partial^2 \Phi_{\text{gal}}(\vec{d})}{\partial^2 z} \Big|_{z=0} d_z \\ &\approx -\frac{\partial^2 \Phi_{\text{gal}}(\vec{d})}{\partial^2 z} \Big|_{z=0} d_z. \end{aligned} \quad (\text{A17})$$

For a thin gas disc,

$$\frac{\partial^2 \Phi_{\text{gal}}(\vec{d})}{\partial^2 z} \Big|_{z=0} \approx 4\pi G\rho_*(R, z=0), \quad (\text{A18})$$

and we further assume

$$\frac{\partial^2 \Phi_{\text{gal}}(\vec{d})}{\partial^2 z} \Big|_{z=0} \approx 4\pi G\rho_{*,0}, \quad (\text{A19})$$

formally the total mass volume density, but we use here  $\rho_*(R, z=0)$ , the stellar mass volume density in the mid-plane of the disc, that can be reliably estimated from observations (here our MGE model; see Appendix C), and again  $\rho_{*,0} \equiv \rho_*(R=R_0, z=0)$  is evaluated at the cloud's CoM. As expected from Poisson's equation, Eq. A18 only applies to a (thin) disc where the variations in the gravitational potential are larger in the vertical direction than in the plane (i.e.  $\frac{\partial^2 \Phi_{\text{gal}}(\vec{d})}{\partial^2 z} \gg \frac{\partial^2 \Phi_{\text{gal}}(\vec{d})}{\partial^2 r}$  and  $\frac{\partial^2 \Phi_{\text{gal}}(\vec{d})}{\partial^2 z} \gg \frac{\partial^2 \Phi_{\text{gal}}(\vec{d})}{\partial^2 t}$ ; see also Koyama & Ostriker 2009 and Meidt et al. 2018). Again as expected, given that  $\rho_*$  is positive, the gravitational potential of the galaxy along the  $z$  axis always has a confining effect on the cloud, i.e. a fluid element moving away from the cloud's CoM will always experience a restoring force in the  $z$  direction back toward the galactic (i.e. mid-) plane.

With these expressions (Eqs. A17 and A19), the volume integral in the second term on the right-hand side of Eq. A16 simplifies to  $\int_V d_z^2 dm$ . For an ellipsoidal cloud with semi-major axis  $Z_c$  in the vertical direction (i.e. along the  $z$  axis),

$$\int_V d_z^2 dm = b_e M Z_c^2, \quad (\text{A20})$$

where  $b_e$  is the aforementioned geometrical factor that quantifies

the effects of the density inhomogeneities for the external gravity term ( $b_e = \frac{1}{5}$  for a homogenous cloud).

Therefore, the total contribution of external gravity to the cloud's energy budget in the vertical direction is

$$E_{\text{ext,z}} \approx M(\sigma_{\text{gal,z}}^2 - b_e v_0^2 Z_c^2), \quad (\text{A21})$$

where as before  $v_0^2 \equiv 4\pi G\rho_{*,0}$ .

### A2 Calculating $E_{\text{ext,plane}}$ in the rotating frame

In this section, we derive the contribution of external gravity to a cloud's energy budget in the orbital plane  $E_{\text{ext,plane}}$ , using a frame of reference  $(x', y')$  that we will refer to as the "rotating frame". This rotating frame is a local Cartesian coordinate system centred at the cloud's CoM, that both orbits around the galaxy centre with the cloud's CoM (with angular velocity  $\Omega_0$ ) and rotates on itself (with the same angular velocity  $\Omega_0$ ), such that the  $x'$  axis always points in the direction of increasing galactocentric radius and the  $y'$  axis always points in the direction of orbital rotation at the cloud's CoM (see Fig. A1).

In the rotating frame, the contribution of external gravity to a cloud's energy budget in the plane is (cf. Eq. A8)

$$\begin{aligned} E_{\text{ext,plane}} &= M(\sigma_{\text{gal,x}'}^2 + \sigma_{\text{gal,y}'}^2) + \int_V (a'_{\text{ext,x}'} x' + a'_{\text{ext,y}'} y') dm \\ &= \underbrace{\left( M\sigma_{\text{gal,x}'}^2 + \int_V (a'_{\text{ext,x}'} x') dm \right)}_{E_{\text{ext,x}'}} + \underbrace{\left( M\sigma_{\text{gal,y}'}^2 + \int_V (a'_{\text{ext,y}'} y') dm \right)}_{E_{\text{ext,y}'}} \end{aligned} \quad (\text{A22})$$

where  $\sigma_{\text{gal,x}'}$ ,  $a'_{\text{ext,x}'}$  and  $x'$  are the components of  $\sigma_{\text{gal}}^2$ ,  $\vec{a}'_{\text{ext}}$  and  $\vec{d}'_{\text{plane}}$  along the  $\hat{x}'$  direction, respectively, similarly for  $\sigma_{\text{gal,y}'}$ ,  $a'_{\text{ext,y}'}$  and  $y'$ . Here,  $E_{\text{ext,x}'}$  and  $E_{\text{ext,y}'}$  are the contributions of external gravity to the cloud's energy budget in the radial and the azimuthal direction, respectively.

In the rotating frame, the acceleration of a fluid element due to galactic forces (i.e. the galactic gravitational potential) is

$$\begin{aligned} \vec{a}'_{\text{ext,plane}}(\vec{d}'_{\text{plane}}) &= -\nabla \Phi_{\text{gal}}(\vec{d}'_{\text{plane}}) + \Omega_0^2 \vec{R} - 2\vec{\Omega}_0 \times \vec{v}'_{\text{gal}} \\ &= -\Omega^2(R) \vec{R} + \Omega_0^2 \vec{R} - 2\vec{\Omega}_0 \times \vec{v}'_{\text{gal}}, \end{aligned} \quad (\text{A23})$$

where  $\vec{v}'_{\text{gal}} \equiv \vec{d}'_{\text{plane}} = v'_{\text{gal,x}'} \hat{x}' + v'_{\text{gal,y}'} \hat{y}'$  is the in-plane velocity of gravitational motions induced by the external potential as measured in the rotating frame. The last two terms on the RHS of Eq. A23 represent the centrifugal and the Coriolis acceleration, respectively, as perceived in the rotating frame.

We then expand  $\vec{a}'_{\text{ext,plane}}$  from Eq. A23 in the radial ( $\hat{x}'$ ) and azimuthal ( $\hat{y}'$ ) directions, and obtain

$$\begin{cases} a'_{\text{ext,x}'} = \left( -\Omega^2(R) + \Omega_0^2 \right) R \cos \phi + 2\Omega_0 v'_{\text{gal,y}'}, \\ a'_{\text{ext,y}'} = \left( -\Omega^2(R) + \Omega_0^2 \right) R \sin \phi - 2\Omega_0 v'_{\text{gal,x}'}, \end{cases} \quad (\text{A24})$$

where  $\phi$  is the angle between  $\vec{R}$  and  $\vec{R}_0$  (see Fig. A1). If we assume the size of the cloud to be much smaller than its galactocentric distance (i.e.  $R_c \ll R_0$ ), then  $\cos \phi \approx 1$  and  $\sin \phi \approx y'/R$ . The

accelerations  $a'_{\text{ext},x'}$  and  $a'_{\text{ext},y'}$  can thus be approximated to

$$\left\{ \begin{aligned}
 a'_{\text{ext},x'} &\approx \left( -\Omega^2(R)R + \Omega_0^2 R \right) + 2\Omega_0 v'_{\text{gal},y'} \\
 &\approx \left( -\left( \Omega_0^2 R_0 + \frac{d(\Omega^2 R)}{dR} \Big|_{R=R_0} (R - R_0) \right) \right. \\
 &\quad \left. + \left( \Omega_0^2 R_0 + \frac{d(\Omega_0^2 R)}{dR} \Big|_{R=R_0} (R - R_0) \right) \right) + 2\Omega_0 v'_{\text{gal},y'} \\
 &\approx \left( -\left( \Omega_0^2 R_0 + \left( \Omega_0^2 + R \frac{d\Omega^2}{dR} \Big|_{R=R_0} \right) x' \right) + \left( \Omega_0^2 R_0 + \Omega_0^2 x' \right) \right) \\
 &\quad + 2\Omega_0 v'_{\text{gal},y'} \\
 &\approx -\left( R \frac{d\Omega^2}{dR} \Big|_{R=R_0} \right) x' + 2\Omega_0 v'_{\text{gal},y'} \\
 &\approx T_0 x' + 2\Omega_0 v'_{\text{gal},y'} , \\
 a'_{\text{ext},y'} &\approx \left( -\Omega^2(R) + \Omega_0^2 \right) y' - 2\Omega_0 v'_{\text{gal},x'} \\
 &\approx \left( -\left( \Omega_0^2 + \frac{d\Omega^2}{dR} \Big|_{R=R_0} (R - R_0) \right) + \Omega_0^2 \right) y' - 2\Omega_0 v'_{\text{gal},x'} \\
 &\approx -\frac{d\Omega^2}{dR} \Big|_{R=R_0} x' y' - 2\Omega_0 v'_{\text{gal},x'} \\
 &\approx -2\Omega_0 v'_{\text{gal},x'} ,
 \end{aligned} \right. \quad (\text{A25})$$

where we have assumed  $(R - R_0) \approx x'$  (as  $R_c \ll R_0$ ) and expanded  $a'_{\text{ext},x'}$  and  $a'_{\text{ext},y'}$  to first order in  $x'$  and  $y'$  (i.e.  $x'^2 \approx 0$ ,  $y'^2 \approx 0$  and  $x' y' \approx 0$ ). The term  $T_0 x'$  represents the tidal force (i.e. a combination of the external gravity and centrifugal force), that is exclusively in the radial direction, while the terms  $2\Omega_0 v'_{\text{gal},y'}$  and  $-2\Omega_0 v'_{\text{gal},x'}$  represent the Coriolis force, that is in both the radial and azimuthal directions.

It is worth noting that Eqs. A25 have solutions

$$\left\{ \begin{aligned}
 x' &= S_1 \sin(\kappa_0 t + \varphi) + S_2 , \\
 y' &= \frac{2\Omega_0}{\kappa_0} S_1 \cos(\kappa_0 t + \varphi) - 2A_0 S_2 t + S_3 ,
 \end{aligned} \right. \quad (\text{A26})$$

where  $\kappa_0$  is the epicyclic frequency evaluated at the cloud's CoM ( $\kappa_0^2 \equiv \left( R \frac{d\Omega^2(R)}{dR} + 4\Omega^2(R) \right) \Big|_{R=R_0}$ ),  $A_0$  is Oort's constant  $A$  quantifying shear evaluated at the cloud's CoM ( $A_0 \equiv -\frac{R}{2} \frac{d\Omega(R)}{dR} \Big|_{R=R_0}$ ), and  $S_1$ ,  $S_2$  and  $S_3$  (as well as the arbitrary phase  $\varphi$ ) are constants that depend on the given boundary (e.g. initial) conditions. Equations A26 show that the gravitational motions associated with external gravity have two contributions: epicyclic motions around the cloud's COM (i.e. the ‘‘guiding centre’’; see e.g. Meidt et al. 2018), indicated by the trigonometric terms  $S_1 \sin(\kappa_0 t + \varphi)$  and  $\frac{2\Omega_0}{\kappa_0} S_1 \cos(\kappa_0 t + \varphi)$ , and linear shear motion, indicated by the  $-2A_0 S_2 t$  term (e.g. Gammie et al. 1991; Tan 2000; Binney 2020). It is worth noting that, in a model where all fluid elements of a cloud move on perfectly circular orbits (around the galaxy centre) determined by the galactic potential, the epicyclic amplitudes vanish and the gravitational motions are completely dominated by the shear motions (see Eq. B21).

To calculate  $E_{\text{ext},x'}$  and  $E_{\text{ext},y'}$  (and thus  $E_{\text{ext,plane}}$ ), we also need  $\sigma_{\text{gal},x'}^2$  and  $\sigma_{\text{gal},y'}^2$  measured in the rotating frame (see Eq. A22). However, as  $\sigma_{\text{gal},x'}^2$  and  $\sigma_{\text{gal},y'}^2$  can not be obtained directly from observations, we instead calculate them from the RMS velocities of gravitational motions  $\sigma_{\text{gal},r}^2$  and  $\sigma_{\text{gal},t}^2$  measured in an

inertial frame centred at the galaxy center, that are related to the observed velocity dispersions  $\sigma_{\text{obs,los}}$  and  $\sigma_{\text{gs,los}}$  through Eq. 19.

To achieve this, we must first derive the velocity transformation between the chosen inertial frame and our rotating frame. The velocity of each fluid element due to gravitational motions in the inertial frame is  $\vec{v}_{\text{gal,plane}} \equiv \dot{\vec{R}} = \dot{\vec{R}}_0 + \dot{\vec{d}}_{\text{plane}} = \vec{\Omega}_0 \times \vec{R}_0 + \dot{\vec{d}}_{\text{plane}}$ , where  $\vec{d}_{\text{plane}}$  is the in-plane position vector of the fluid element with respect to the cloud's CoM in the inertial frame (see Fig. A1). The time derivative of  $\vec{d}_{\text{plane}}$  is related to the time derivative of  $\vec{d}'_{\text{plane}}$  (i.e.  $\vec{v}'_{\text{gal,plane}}$ , the velocity of the fluid element due to gravitational motions measured in the rotating frame; see Eq. A23) through the usual velocity transformation between an inertial and a rotating frame, i.e.  $\dot{\vec{d}}_{\text{plane}} = \dot{\vec{d}}'_{\text{plane}} + \vec{\Omega}_0 \times \vec{d}_{\text{plane}} = \vec{v}'_{\text{gal,plane}} + \vec{\Omega}_0 \times \vec{d}_{\text{plane}}$ . We thus obtain  $\vec{v}_{\text{gal,plane}} = \vec{\Omega}_0 \times \vec{R}_0 + \vec{v}'_{\text{gal,plane}} + \vec{\Omega}_0 \times \vec{d}_{\text{plane}}$ , or equivalently

$$\vec{v}'_{\text{gal,plane}} = \vec{v}_{\text{gal,plane}} - \vec{\Omega}_0 \times \vec{R}_0 - \vec{\Omega}_0 \times \vec{d}_{\text{plane}} . \quad (\text{A27})$$

Expanding  $\vec{v}'_{\text{gal,plane}}$  in the radial ( $\hat{x}'$ ) and azimuthal ( $\hat{y}'$ ) directions, we derive

$$\left\{ \begin{aligned}
 v'_{\text{gal},x'} &= v_{\text{gal},r} + \Omega_0 d_t , \\
 v'_{\text{gal},y'} &= v_{\text{gal},t} - \Omega_0 R_0 - \Omega_0 d_r ,
 \end{aligned} \right. \quad (\text{A28})$$

where  $v'_{\text{gal},x'}$  and  $v'_{\text{gal},y'}$  are the velocities of the fluid element due to gravitational motions measured in the rotating frame along the radial ( $\hat{x}'$ ) and the azimuthal ( $\hat{y}'$ ) direction, respectively,  $v_{\text{gal},r}$  and  $v_{\text{gal},t}$  are the corresponding velocities measured in the inertial frame along the radial ( $\hat{r}$  or  $\vec{R}_0$ ) and the azimuthal ( $\hat{t}$ ) direction, respectively, and  $d_r$  and  $d_t$  are the radial and the azimuthal component of  $\vec{d}_{\text{plane}}$  measured in the inertial frame, respectively. Using Eqs. A28, we thus derive the mean velocities  $\bar{v}'_{\text{gal},x'}$  and  $\bar{v}'_{\text{gal},y'}$  of the fluid elements as measured in the rotating frame:

$$\left\{ \begin{aligned}
 \bar{v}'_{\text{gal},x'} &\equiv \frac{\int_V v'_{\text{gal},x'} dm}{M} \\
 &= \frac{\int_V v_{\text{gal},r} dm}{M} + \frac{\int_V (\Omega_0 d_t) dm}{M} \\
 &= \bar{v}_{\text{gal},r} , \\
 \bar{v}'_{\text{gal},y'} &\equiv \frac{\int_V v'_{\text{gal},y'} dm}{M} \\
 &= \frac{\int_V v_{\text{gal},t} dm}{M} - \frac{\int_V (\Omega_0 R_0) dm}{M} - \frac{\int_V (\Omega_0 d_r) dm}{M} \\
 &= \bar{v}_{\text{gal},t} - \Omega_0 R_0 ,
 \end{aligned} \right. \quad (\text{A29})$$

where  $\bar{v}_{\text{gal},r}$  and  $\bar{v}_{\text{gal},t}$  are the mean velocities of the fluid elements as measured in the inertial frame, and we have used  $\int_V d_r dm = \int_V d_t dm = 0$  as a homogenous ellipsoidal cloud has been assumed.

With Eqs. A28 and A29, the desired RMS velocities of the fluid elements measured in the rotating frame (i.e.  $\sigma_{\text{gal},x'}^2$  and  $\sigma_{\text{gal},y'}^2$ ) can thus be related to those measured in the inertial frame (i.e.  $\sigma_{\text{gal},r}^2$

and  $\sigma_{\text{gal,t}}^2$ ):

$$\left\{ \begin{aligned} \sigma_{\text{gal,x}'}^2 &\equiv \frac{\int_V (v'_{\text{gal,x}'} - \bar{v}'_{\text{gal,x}'})^2 dm}{M} \\ &= \frac{\int_V \left( (v_{\text{gal,r}} - \bar{v}_{\text{gal,r}}) + \Omega_0 d_t \right)^2 dm}{M} \\ &= \sigma_{\text{gal,r}}^2 + \frac{\Omega_0^2 \int_V d_t^2 dm}{M} + \frac{2\Omega_0 \int_V (v_{\text{gal,r}} - \bar{v}_{\text{gal,r}}) d_t dm}{M}, \\ \sigma_{\text{gal,y}'}^2 &\equiv \frac{\int_V (v'_{\text{gal,y}'} - \bar{v}'_{\text{gal,y}'})^2 dm}{M} \\ &= \frac{\int_V \left( (v_{\text{gal,t}} - \bar{v}_{\text{gal,t}}) - \Omega_0 d_r \right)^2 dm}{M} \\ &= \sigma_{\text{gal,t}}^2 + \frac{\Omega_0^2 \int_V d_r^2 dm}{M} - \frac{2\Omega_0 \int_V (v_{\text{gal,t}} - \bar{v}_{\text{gal,t}}) d_r dm}{M}, \end{aligned} \right. \quad (\text{A30})$$

where we have used  $\sigma_{\text{gal,r}}^2 \equiv \frac{1}{M} \int_V (v_{\text{gal,r}} - \bar{v}_{\text{gal,r}})^2 dm$  and  $\sigma_{\text{gal,t}}^2 \equiv \frac{1}{M} \int_V (v_{\text{gal,t}} - \bar{v}_{\text{gal,t}})^2 dm$ .

Substituting Eqs. A25, A28 and A30 into Eq. A22 yields

$$\left\{ \begin{aligned} E_{\text{ext,x}'} &= M\sigma_{\text{gal,r}}^2 + (T_0 - 2\Omega_0^2) \int_V d_r^2 dm + \Omega_0^2 \int_V d_t^2 dm \\ &\quad + 2\Omega_0 \int_V (v_{\text{gal,r}} d_t + v_{\text{gal,t}} d_r) dm, \\ E_{\text{ext,y}'} &= M\sigma_{\text{gal,t}}^2 + \Omega_0^2 \int_V d_r^2 dm - 2\Omega_0^2 \int_V d_t^2 dm \\ &\quad - 2\Omega_0 \int_V (v_{\text{gal,r}} d_t + v_{\text{gal,t}} d_r) dm, \end{aligned} \right. \quad (\text{A31})$$

where we have adopted  $\int_V x'^2 dm = \int_V x' d_r dm = \int_V d_r^2 dm$ ,  $\int_V y' d_t dm = \int_V d_t^2 dm$ ,  $\int_V v_{\text{gal,t}} x' dm = \int_V v_{\text{gal,t}} d_r dm$  and  $\int_V v_{\text{gal,r}} y' dm = \int_V v_{\text{gal,r}} d_t dm$  to simplify the notation, and again  $\int_V x' dm = \int_V d_r dm = \int_V d_t dm = 0$  as a homogenous ellipsoidal cloud has been assumed. The last term of  $E'_{\text{ext,x}'}$  (resp.  $E'_{\text{ext,y}'}$ ) represents the integration of the Coriolis force in the  $\hat{x}'$  (resp.  $\hat{y}'$ ) direction.

We now calculate the terms  $\int_V d_r^2 dm$  and  $\int_V d_t^2 dm$  of Eqs. A31 for a homogenous ellipsoidal cloud with two semi-axes (semi-major axis  $X_c$  and semi-minor axis  $Y_c$ ) located in the orbital plane. For such a cloud, we have

$$\left\{ \begin{aligned} d_r &= x_{\text{maj}} \cos \phi_{\text{PA}} - y_{\text{min}} \sin \phi_{\text{PA}}, \\ d_t &= x_{\text{maj}} \sin \phi_{\text{PA}} + y_{\text{min}} \cos \phi_{\text{PA}}, \end{aligned} \right. \quad (\text{A32})$$

where  $x_{\text{maj}}$  and  $y_{\text{min}}$  are the components of  $\vec{d}_{\text{plane}}$  along the major and the minor axis of the cloud, respectively, and as before  $\phi_{\text{PA}}$  is the angle the semi-major axis  $X_c$  makes with respect to the radial (i.e.  $\hat{r}$  or  $\vec{R}_0$ ) direction (see Fig. A1).

With Eqs. A32, we then have

$$\begin{aligned} \int_V d_r^2 dm &= \int_V \left( x_{\text{maj}} \cos \phi_{\text{PA}} - y_{\text{min}} \sin \phi_{\text{PA}} \right)^2 dm \\ &= \int_V \left( x_{\text{maj}}^2 \cos^2 \phi_{\text{PA}} + y_{\text{min}}^2 \sin^2 \phi_{\text{PA}} \right) dm \\ &= \cos^2 \phi_{\text{PA}} \int_V x_{\text{maj}}^2 dm + \sin^2 \phi_{\text{PA}} \int_V y_{\text{min}}^2 dm \\ &= \cos^2 \phi_{\text{PA}} \int_{-X_c}^{X_c} x_{\text{maj}}^2 \rho \pi Z_c Y_c \left( 1 - \frac{x_{\text{maj}}^2}{X_c^2} \right) dx_{\text{maj}} \\ &\quad + \sin^2 \phi_{\text{PA}} \int_{-Y_c}^{Y_c} y_{\text{min}}^2 \rho \pi Z_c X_c \left( 1 - \frac{y_{\text{min}}^2}{Y_c^2} \right) dy_{\text{min}} \\ &= b_e M \left( X_c^2 \cos^2 \phi_{\text{PA}} + Y_c^2 \sin^2 \phi_{\text{PA}} \right), \end{aligned} \quad (\text{A33})$$

and

$$\begin{aligned} \int_V d_t^2 dm &= \int_V \left( x_{\text{maj}} \sin \phi_{\text{PA}} + y_{\text{min}} \cos \phi_{\text{PA}} \right)^2 dm \\ &= \int_V \left( x_{\text{maj}}^2 \sin^2 \phi_{\text{PA}} + y_{\text{min}}^2 \cos^2 \phi_{\text{PA}} \right) dm \\ &= \sin^2 \phi_{\text{PA}} \int_V x_{\text{maj}}^2 dm + \cos^2 \phi_{\text{PA}} \int_V y_{\text{min}}^2 dm \\ &= \sin^2 \phi_{\text{PA}} \int_{-X_c}^{X_c} x_{\text{maj}}^2 \rho \pi Z_c Y_c \left( 1 - \frac{x_{\text{maj}}^2}{X_c^2} \right) dx_{\text{maj}} \\ &\quad + \cos^2 \phi_{\text{PA}} \int_{-Y_c}^{Y_c} y_{\text{min}}^2 \rho \pi Z_c X_c \left( 1 - \frac{y_{\text{min}}^2}{Y_c^2} \right) dy_{\text{min}} \\ &= b_e M \left( X_c^2 \sin^2 \phi_{\text{PA}} + Y_c^2 \cos^2 \phi_{\text{PA}} \right), \end{aligned} \quad (\text{A34})$$

where  $b_e$  is the usual geometrical factor quantifying the effects of density inhomogeneities for the external gravity term ( $b_e = \frac{1}{5}$  for a homogenous cloud), we have used  $\int_V x_{\text{maj}} y_{\text{min}} dm = 0$  as a homogenous ellipsoidal cloud has been assumed, and  $dm = \rho dV = \rho \pi Z_c Y_c \left( 1 - \frac{x_{\text{maj}}^2}{X_c^2} \right) dx_{\text{maj}} = \rho \pi Z_c X_c \left( 1 - \frac{y_{\text{min}}^2}{Y_c^2} \right) dy_{\text{min}}$ .

Finally, substituting Eqs. A33 and A34 into Eqs. A31, we obtain

$$\left\{ \begin{aligned} E_{\text{ext,x}'} &= M\sigma_{\text{gal,r}}^2 + b_e M (T_0 - 2\Omega_0^2) \left( X_c^2 \cos^2 \phi_{\text{PA}} + Y_c^2 \sin^2 \phi_{\text{PA}} \right) \\ &\quad + b_e M \Omega_0^2 \left( X_c^2 \sin^2 \phi_{\text{PA}} + Y_c^2 \cos^2 \phi_{\text{PA}} \right) \\ &\quad + 2\Omega_0 \int_V (v_{\text{gal,r}} d_t + v_{\text{gal,t}} d_r) dm, \\ E_{\text{ext,y}'} &= M\sigma_{\text{gal,t}}^2 + b_e M \Omega_0^2 \left( X_c^2 \cos^2 \phi_{\text{PA}} + Y_c^2 \sin^2 \phi_{\text{PA}} \right) \\ &\quad - 2b_e M \Omega_0^2 \left( X_c^2 \sin^2 \phi_{\text{PA}} + Y_c^2 \cos^2 \phi_{\text{PA}} \right) \\ &\quad - 2\Omega_0 \int_V (v_{\text{gal,r}} d_t + v_{\text{gal,t}} d_r) dm, \end{aligned} \right. \quad (\text{A35})$$

and thus

$$\begin{aligned} E_{\text{ext,plane}} &= E_{\text{ext,x}'} + E_{\text{ext,y}'} \\ &= M \left( \sigma_{\text{gal,r}}^2 + \sigma_{\text{gal,t}}^2 + b_e T_0 \left( X_c^2 \cos^2 \phi_{\text{PA}} + Y_c^2 \sin^2 \phi_{\text{PA}} \right) \right. \\ &\quad \left. - b_e \Omega_0^2 \left( X_c^2 + Y_c^2 \right) \right), \end{aligned} \quad (\text{A36})$$

where  $(\sigma_{\text{gal,r}}^2 + \sigma_{\text{gal,t}}^2) = \sigma_{\text{gal,plane}}^2$  is the RMS velocity of in-plane gravitational motions caused by the external potential as measured in the inertial frame.

For an axisymmetric cloud ( $X_c = Y_c = R_c$ ), we thus have

$$\begin{cases} E_{\text{ext},x'} = M\sigma_{\text{gal,r}}^2 + b_e M(T_0 - \Omega_0^2)R_c^2 \\ \quad + 2\Omega_0 \int_V (v_{\text{gal,r}} dt + v_{\text{gal,t}} dr) dm, \\ E_{\text{ext},y'} = M\sigma_{\text{gal,t}}^2 - b_e M\Omega_0^2 R_c^2 \\ \quad - 2\Omega_0 \int_V (v_{\text{gal,r}} dt + v_{\text{gal,t}} dr) dm, \end{cases} \quad (\text{A37})$$

and

$$\begin{aligned} E_{\text{ext,plane}} &= E_{\text{ext},x'} + E_{\text{ext},y'} \\ &= M\left(\sigma_{\text{gal,r}}^2 + \sigma_{\text{gal,t}}^2 + b_e(T_0 - 2\Omega_0^2)R_c^2\right). \end{aligned} \quad (\text{A38})$$

## APPENDIX B: EFFECTIVE VIRIAL PARAMETER

Overall, our modified Virial theorem can be written simply as (see Eq. A14)

$$\begin{aligned} \frac{\dot{I}}{2} &= \left(3M\sigma_{\text{sg,los}}^2 - 3b_s GM^2/R_c\right) + E_{\text{ext}} \\ &= \frac{3b_s GM^2}{R_c} \left(\frac{\sigma_{\text{sg,los}}^2 R_c}{b_s GM} + \frac{E_{\text{ext}}}{3b_s GM^2/R_c} - 1\right), \end{aligned} \quad (\text{B1})$$

where  $E_{\text{ext}}$  is the contribution of external gravity to a cloud's energy budget (see Eqs. A12 and A13). We define

$$\beta \equiv \frac{E_{\text{ext}}}{3b_s GM^2/R_c}, \quad (\text{B2})$$

the ratio between the contribution of external gravity and the (absolute value of the) cloud's self-gravitational energy ( $|U_{\text{sg}}| = 3b_s GM^2/R_c$ ), so that Eq. B1 can be written as

$$\frac{\dot{I}}{2} = \frac{3b_s GM^2}{R_c} (\alpha_{\text{sg,vir}} + \beta - 1), \quad (\text{B3})$$

where

$$\alpha_{\text{sg,vir}} \equiv \frac{\sigma_{\text{sg,los}}^2 R_c}{b_s GM} \quad (\text{B4})$$

is the traditional Virial parameter regulated by self-gravity only (see Eq. 13).

This naturally leads us to define an effective Virial parameter

$$\alpha_{\text{eff,vir}} \equiv \alpha_{\text{sg,vir}} + \beta \quad (\text{B5})$$

such that

$$\frac{\dot{I}}{2} = \frac{3b_s GM^2}{R_c} (\alpha_{\text{eff,vir}} - 1). \quad (\text{B6})$$

Thus, just like the standard Virial parameter, this effective Virial parameter informs on the dynamical stability of a cloud. If  $\alpha_{\text{eff,vir}} \approx 1$ , the cloud is gravitationally bound and in Virial equilibrium even in the presence of the external (i.e. galactic) gravitational potential. If  $\alpha_{\text{eff,vir}} \gg 1$ , the cloud is unlikely to be bound (i.e. it is transient unless confined by other forces). If  $\alpha_{\text{eff,vir}} \lesssim 1$ , the molecular cloud is likely to collapse. For clouds that are (marginally) gravitationally bound, we again require  $\alpha_{\text{eff,vir}} \leq \alpha_{\text{vir,crit}} = 2$  (Kauffmann et al. 2013, 2017), or equivalently  $\beta \leq 1$  if an internal Virial equilibrium is established by self-gravity (i.e. if  $\alpha_{\text{sg,vir}} \approx 1$ ; see Eq. 34).

Equivalently, from Eq. 13, we can define an effective velocity dispersion

$$\sigma_{\text{eff,los}}^2 = \alpha_{\text{eff,vir}} b_s GM/R_c, \quad (\text{B7})$$

and thus our modified Virial equation (Eq. B1) can be simplified to

$$\frac{\dot{I}}{2} \approx \left(3M\sigma_{\text{eff,los}}^2 - 3b_s GM^2/R_c\right). \quad (\text{B8})$$

The parameters  $\alpha_{\text{eff,vir}}$  (via Eq. B6) or equivalently  $\sigma_{\text{eff,los}}$  (via Eq. B8) thus embody our MVT and offer a straightforward method to test the gravitational boundedness of a cloud in the presence of an external (i.e. galactic) gravitational field.

Having said that, a major challenge to calculate the effective virial parameter  $\alpha_{\text{eff,vir}}$  (and  $\beta$ ) or the effective velocity dispersion  $\sigma_{\text{eff,los}}$  is to determine the in-plane ( $\sigma_{\text{gal,r}}$  and  $\sigma_{\text{gal,t}}$ ) and vertical ( $\sigma_{\text{gal,z}}$ ) RMS velocities of gravitational motions induced by the external potential in an inertial frame (see Eqs. A12 and A13). By making increasingly stringent assumptions, we however show below that it is possible to evaluate those quantities from observables alone.

If we assume the cloud to be in vertical equilibrium, i.e.  $E_{\text{ext,z}} = M(\sigma_{\text{gal,z}}^2 - b_e v_0^2 Z_c^2) \approx 0$ , we have

$$\beta \equiv \frac{E_{\text{ext}}}{3b_s GM^2/R_c} \approx \frac{E_{\text{ext,plane}}}{3b_s GM^2/R_c}. \quad (\text{B9})$$

In this case, we only need to derive the in-plane RMS velocities of gravitational motions (i.e.  $\sigma_{\text{gal,plane}}^2 = \sigma_{\text{gal,r}}^2 + \sigma_{\text{gal,t}}^2$ ).

In the following, we will estimate  $\sigma_{\text{gal,r}}$  and  $\sigma_{\text{gal,t}}$  (and thereby  $\beta$ ,  $\alpha_{\text{eff,vir}}$  and  $\sigma_{\text{eff,los}}$ ) using two different methods: one using observations, the other using a shear model.

**Observations.** Although  $\sigma_{\text{gal,r}}$  and  $\sigma_{\text{gal,t}}$  can not be measured directly from observations, it is nevertheless possible to glean some information about them from the observables  $\sigma_{\text{obs,los}}$  and  $\sigma_{\text{gs,los}}$ . Indeed, the observed velocity dispersion of a cloud  $\sigma_{\text{obs,los}}$  can be expressed as

$$\sigma_{\text{obs,los}}^2 \approx \sigma_{\text{sg,los}}^2 + \left(\sigma_{\text{gal,r}}^2 \sin^2 \theta + \sigma_{\text{gal,t}}^2 \cos^2 \theta\right) \sin^2 i + \sigma_{\text{gal,z}}^2 \cos^2 i, \quad (\text{B10})$$

where  $i$  is the inclination of the galactic disc with respect to the line of sight, and  $\theta$  is the (deprojected) azimuthal angle of the cloud's CoM with respect to the kinematic major axis of the disc (see Eq. 32 of Meidt et al. 2018).

Assuming that the vertical gravitational motions can be treated as random motions that balance the weight of the disc (i.e. no bulk motion in the vertical direction), analogously to turbulent motions due to self-gravity, the only bulk motions will originate from in-plane gravitational motions. The gradient-subtracted velocity dispersion  $\sigma_{\text{gs,los}}$  can therefore be written as

$$\sigma_{\text{gs,los}}^2 \approx \sigma_{\text{sg,los}}^2 + \sigma_{\text{gal,z}}^2 \cos^2 i. \quad (\text{B11})$$

Our gradient-subtracted velocity dispersion  $\sigma_{\text{gs,los}}$  thus removed the second term (in-plane bulk gravitational motions) but kept the first term (turbulent self-gravitational motions) and last term (vertical random gravitational motions) on the RHS of Eq. B10.

If we assume the gas motions induced by the galactic potential to be isotropic in the plane (i.e.  $\sigma_{\text{gal,r}} = \sigma_{\text{gal,t}}$ ), the RMS velocities of the in-plane gravitational motions due to external gravity can easily be derived by combining Eqs. B10 and B11:

$$\sigma_{\text{gal,r}} = \sigma_{\text{gal,t}} \approx \frac{\sigma_{\text{obs,los}}^2 - \sigma_{\text{gs,los}}^2}{\sin^2 i}. \quad (\text{B12})$$

Substituting Eq. B12 into Eq. A36, we then obtain

$$E_{\text{ext}} \approx E_{\text{ext,plane}} \approx M \left[ \frac{2(\sigma_{\text{obs,los}}^2 - \sigma_{\text{gs,los}}^2)}{\sin^2 i} + b_e T_0 (X_c^2 \cos^2 \phi_{\text{PA}} + Y_c^2 \sin^2 \phi_{\text{PA}}) - b_e \Omega_0^2 (X_c^2 + Y_c^2) \right], \quad (\text{B13})$$

and thus (see Eqs. B2, B4, B5 and B7)

$$\alpha_{\text{eff,vir}} \approx \frac{\sigma_{\text{gs,los}}^2 R_c}{b_s GM} + \frac{R_c}{3b_s GM} \left[ \frac{2(\sigma_{\text{obs,los}}^2 - \sigma_{\text{gs,los}}^2)}{\sin^2 i} + b_e T_0 (X_c^2 \cos^2 \phi_{\text{PA}} + Y_c^2 \sin^2 \phi_{\text{PA}}) - b_e \Omega_0^2 (X_c^2 + Y_c^2) \right] \quad (\text{B14})$$

and

$$\sigma_{\text{eff,los}}^2 \approx \sigma_{\text{gs,los}}^2 + \frac{1}{3} \left[ \frac{2(\sigma_{\text{obs,los}}^2 - \sigma_{\text{gs,los}}^2)}{\sin^2 i} + b_e T_0 (X_c^2 \cos^2 \phi_{\text{PA}} + Y_c^2 \sin^2 \phi_{\text{PA}}) - b_e \Omega_0^2 (X_c^2 + Y_c^2) \right], \quad (\text{B15})$$

where we have used  $\sigma_{\text{gs,los}}^2 \approx \sigma_{\text{sg,los}}^2$ .

For an axisymmetric cloud (i.e.  $X_c = Y_c = R_c$ ), we have

$$E_{\text{ext}} \approx E_{\text{ext,plane}} \approx M \left[ \frac{2(\sigma_{\text{obs,los}}^2 - \sigma_{\text{gs,los}}^2)}{\sin^2 i} + b_e (T_0 - 2\Omega_0^2) R_c^2 \right], \quad (\text{B16})$$

and thus

$$\alpha_{\text{eff,vir}} \approx \frac{\sigma_{\text{gs,los}}^2 R_c}{b_s GM} + \frac{R_c}{3b_s GM} \left[ \frac{2(\sigma_{\text{obs,los}}^2 - \sigma_{\text{gs,los}}^2)}{\sin^2 i} + b_e (T_0 - 2\Omega_0^2) R_c^2 \right] \quad (\text{B17})$$

and

$$\sigma_{\text{eff,los}}^2 \approx \sigma_{\text{gs,los}}^2 + \frac{1}{3} \left[ \frac{2(\sigma_{\text{obs,los}}^2 - \sigma_{\text{gs,los}}^2)}{\sin^2 i} + b_e (T_0 - 2\Omega_0^2) R_c^2 \right]. \quad (\text{B18})$$

**Shear model.** For the model we will refer to as our “shear model”, we assume that all fluid elements of a cloud populate perfectly circular orbits (around the galaxy centre) determined by the galactic potential. In this case, the radial and azimuthal velocities of each fluid element measured in the inertial frame (centred at the

galaxy centre) can be written as

$$\begin{cases} v_{\text{gal,r}}^{\text{mod}} = -\Omega(R)R \sin \phi \\ \approx -\Omega(R)d_t \\ \approx -\left( \Omega_0 + \frac{d\Omega(R)}{dR} \Big|_{R=R_0} (R - R_0) \right) d_t \\ \approx -\left( \Omega_0 + \frac{d\Omega(R)}{dR} \Big|_{R=R_0} d_r \right) d_t \\ \approx -\Omega_0 d_t, \\ v_{\text{gal,t}}^{\text{mod}} = \Omega(R)R \cos \phi \\ \approx \Omega(R)R \\ \approx \Omega_0 R_0 + \frac{d(\Omega(R)R)}{dR} \Big|_{R=R_0} (R - R_0) \\ \approx \Omega_0 R_0 + \left( \Omega_0 + R \frac{d\Omega(R)}{dR} \Big|_{R=R_0} \right) d_r \\ \approx \Omega_0 R_0 + (\Omega_0 - 2A_0) d_r, \end{cases} \quad (\text{B19})$$

where as before  $\phi$  is the angle between  $\vec{R}$  and  $\vec{R}_0$  (see Fig. A1), we have assumed  $\cos \phi \approx 1$ ,  $\sin \phi \approx d_t/R$  and  $R - R_0 \approx d_r$  (as  $R_c \ll R_0$ ), and we have expanded  $v_{\text{gal,r}}$  and  $v_{\text{gal,t}}$  to first order about  $R_0$  (i.e.  $d_r d_t \approx 0$ ).

Using the velocity transformation between the rotating frame and the inertial frame (Eq. A28), we can derive the gravitational motion of each fluid element due to the external potential as measured in the rotating frame:

$$\begin{cases} v_{\text{gal,x}'}^{\text{mod}} = 0, \\ v_{\text{gal,y}'}^{\text{mod}} = -2A_0 d_r, \end{cases} \quad (\text{B20})$$

that have solutions

$$\begin{cases} x'^{\text{mod}} = S_2, \\ y'^{\text{mod}} = -2A_0 S_2 t + S_3, \end{cases} \quad (\text{B21})$$

where  $S_2$  and  $S_3$  are constants that depend on the given boundary (e.g. initial) conditions. As expected, if all fluid elements of a cloud move on perfectly circular orbits (around the galaxy centre) determined by the galactic potential, the gravitational motions of the cloud are completely dominated by shear motions and the epicyclic amplitudes vanish (cf. Eq. 45). We thus refer to this model as the “shear model”.

Considering Eqs. B19, the mean velocities of the fluid elements of a cloud along the radial ( $\hat{r}$  or  $\vec{R}_0$ ) and azimuthal ( $\hat{t}$ ) directions as measured in the inertial frame are

$$\begin{cases} \bar{v}_{\text{gal,r}}^{\text{mod}} \equiv \frac{1}{M} \int_V v_{\text{gal,r}}^{\text{mod}} dm \\ \approx \frac{1}{M} \int_V (-\Omega_0 d_t) dm, \\ \approx 0, \\ \bar{v}_{\text{gal,t}}^{\text{mod}} \equiv \frac{1}{M} \int_V v_{\text{gal,t}}^{\text{mod}} dm \\ \approx \frac{1}{M} \int_V (\Omega_0 R_0 + (\Omega_0 - 2A_0) d_r) dm \\ \approx \Omega_0 R_0, \end{cases} \quad (\text{B22})$$

where as before we have used  $\int_V d_r dm = \int_V d_t dm = 0$  as a homogenous ellipsoidal cloud has been assumed. The RMS velocities

of gravitational motions cause by an external potential as measured in the inertial frame are thus

$$\left\{ \begin{aligned} (\sigma_{\text{gal},r}^{\text{mod}})^2 &\equiv \frac{1}{M} \int_V (v_{\text{gal},r}^{\text{mod}} - \bar{v}_{\text{gal},r}^{\text{mod}})^2 dm \\ &\approx \frac{1}{M} \int_V (-\Omega_0 d_t)^2 dm, \\ &\approx \Omega_0^2 b_e (X_c^2 \sin^2 \phi_{\text{PA}} + Y_c^2 \cos^2 \phi_{\text{PA}}), \\ (\sigma_{\text{gal},t}^{\text{mod}})^2 &\equiv \frac{1}{M} \int_V (v_{\text{gal},t}^{\text{mod}} - \bar{v}_{\text{gal},t}^{\text{mod}})^2 dm \\ &\approx \frac{1}{M} \int_V ((\Omega_0 - 2A_0) d_r)^2 dm, \\ &\approx (\Omega_0 - 2A_0)^2 b_e (X_c^2 \cos^2 \phi_{\text{PA}} + Y_c^2 \sin^2 \phi_{\text{PA}}), \end{aligned} \right. \quad (\text{B23})$$

where Eqs. A33 and A34 have been used for the integrals  $\int_V d_r^2 dm$  and  $\int_V d_t^2 dm$  for a homogenous ellipsoidal cloud.

Substituting Eq. B23 into Eq. A36, we obtain

$$E_{\text{ext}}^{\text{mod}} \approx E_{\text{ext,plane}}^{\text{mod}} \quad (\text{B24})$$

$$\approx 4A_0^2 b_e M (X_c^2 \cos^2 \phi_{\text{PA}} + Y_c^2 \sin^2 \phi_{\text{PA}}),$$

and thus (see Eqs. B2, B5 and B7)

$$\alpha_{\text{eff,vir}}^{\text{mod}} = \alpha_{\text{sg,vir}} + \frac{4A_0^2 b_e (X_c^2 \cos^2 \phi_{\text{PA}} + Y_c^2 \sin^2 \phi_{\text{PA}})}{3b_s GM/R_c} \quad (\text{B25})$$

and

$$(\sigma_{\text{eff,los}}^{\text{mod}})^2 = \sigma_{\text{sg,los}}^2 + \frac{4A_0^2 b_e (X_c^2 \cos^2 \phi_{\text{PA}} + Y_c^2 \sin^2 \phi_{\text{PA}})}{3}. \quad (\text{B26})$$

For an axisymmetric cloud (i.e.  $X_c = Y_c = R_c$ ), we then have

$$E_{\text{ext}}^{\text{mod}} \approx E_{\text{ext,plane}}^{\text{mod}} \quad (\text{B27})$$

$$\approx 4A_0^2 b_e M R_c^2,$$

and thus

$$\alpha_{\text{eff,vir}}^{\text{mod}} = \alpha_{\text{sg,vir}} + \frac{4A_0^2 b_e R_c^2}{3b_s GM/R_c} \quad (\text{B28})$$

and

$$(\sigma_{\text{eff,los}}^{\text{mod}})^2 = \sigma_{\text{sg,los}}^2 + \frac{4A_0^2 b_e R_c^2}{3}. \quad (\text{B29})$$

Finally, if we assume an internal Virial equilibrium has been established by self-gravity (i.e.  $3M\sigma_{\text{sg,los}}^2 - 3b_s GM^2/R_c \approx 0$ ) and the cloud is in vertical equilibrium (i.e.  $E_{\text{ext},z} \approx 0$ ), our shear model predicts that

$$\frac{\ddot{I}^{\text{mod}}}{2} \approx E_{\text{ext,plane}}^{\text{mod}} \quad (\text{B30})$$

$$\approx 4A_0^2 b_e M (R_c^{\text{mod}})^2$$

$$= 2A_0^2 I^{\text{mod}},$$

where  $I^{\text{mod}} = 2b_e M (R_c^{\text{mod}})^2$  for a spherical cloud. As  $A_0 > 0$  for all clouds, we easily obtain  $I^{\text{mod}} \propto e^{2A_0 t}$  and thus  $R_c^{\text{mod}} \propto e^{A_0 t}$  and  $\Sigma_{\text{gas}}^{\text{mod}} \propto e^{-2A_0 t}$  for a spherical cloud with a constant mass. This suggests that, if all fluid elements of a cloud move on perfectly circular orbits (around the galaxy centre) determined by the galactic potential, a cloud experiencing strong shear will grow larger and larger and become less and less bound over a timescale  $\sim 1/2A_0$ , which we name the ‘‘shear timescale’’.

## APPENDIX C: STELLAR DENSITY CALCULATION

For a number of calculations, we must know the local stellar mass density at the position of each cloud ( $\rho_{*,0}$ ). For this, we adopt the multi-Gaussian expansion (MGE) formalism of [Emsellem et al. \(1994\)](#) and [Cappellari \(2002\)](#), and specifically the existing model of NGC4429 from [Davis et al. \(2018\)](#), constrained from dynamical modelling of the same molecular gas data as used here.

In short, the luminous matter distribution was first parametrised using a MGE model of the stellar light, constructed by applying the MGE\_FIT\_SECTORS package of [Cappellari \(2002\)](#) to a *HST* Wide-Field Planetary Camera 2 (WFPC2) F606W image combined with an  $r'$ -band image from the Sloan Digital Sky Survey (SDSS; [Adelman-McCarthy et al. 2008](#)). Each Gaussian component  $j$  of the model has an observed surface brightness  $I_j$ , standard deviation (width)  $\sigma_j$  and axial ratio  $q_j$ . The best-fitting MGE model is tabulated in Table 1 of [Davis et al. \(2018\)](#) and is shown visually in their Fig. 7. Using this MGE parametrisation, the surface brightness distribution of the galaxy can be accurately reproduced (see Eq. 12 of [Cappellari 2008](#)). The next step is to obtain the intrinsic luminosity density by deprojecting the surface brightness model, which the MGE parametrisation allows to do trivially under the assumption of (oblate) axisymmetry and a known inclination (see Eq. 13 of [Cappellari 2008](#)). The stellar density of the cloud is then derived by multiplying the deprojected MGE luminosity density with the (spatially-variable) stellar mass-to-light ratio  $\Psi(R_{\text{gal}})$  derived from the [Davis et al. \(2018\)](#) dynamical modelling:

$$\rho_*(R_{\text{gal}}) = \Psi(R_{\text{gal}}) \sum_j^N \frac{I_j q_j}{\sqrt{2\pi} \sigma_j q_j'} \exp\left(-\frac{R_{\text{gal}}^2}{2\sigma_j^2}\right), \quad (\text{C1})$$

where we have assumed that all the clouds are in the equatorial plane ( $z = 0$ ),  $R_{\text{gal}}$  is the galactocentric distance (radius in the plane of the disc) of the cloud as usual,  $q_j'$  is the intrinsic axial ratio of the  $j^{\text{th}}$  Gaussian component,

$$q_j' = \frac{\sqrt{q_j^2 - \cos^2 i}}{\sin i}, \quad (\text{C2})$$

(note that [Cappellari 2008](#) instead uses  $q$  and  $q'$  for the intrinsic and the observed axial ratio, respectively), and the sum is taken over the  $N$  Gaussian components. The derived central stellar mass density of each cloud is listed in Table 3 and ranges from 6 to 60  $M_{\odot} \text{pc}^{-3}$ .

This paper has been typeset from a  $\text{\TeX}/\text{\LaTeX}$  file prepared by the author.