

Improve Unsupervised Pretraining for Few-label Transfer

Suichan Li^{1,*}, Dongdong Chen^{2,*},†, Yinpeng Chen², Lu Yuan², Lei Zhang², Qi Chu¹, Bin Liu¹, Nenghai Yu¹,
¹University of Science and Technology of China ²Microsoft Research
{lsc1230@mail., qchu@, flowice@, ynh@}ustc.edu.cn, cddlyf@gmail.com,
{yiche, luyuan, leizhang}@microsoft.com

Abstract

Unsupervised pretraining has achieved great success and many recent works have shown unsupervised pretraining can achieve comparable or even slightly better transfer performance than supervised pretraining on downstream target datasets. But in this paper, we find this conclusion may not hold when the target dataset has very few labeled samples for finetuning, i.e., few-label transfer. We analyze the possible reason from the clustering perspective: 1) The clustering quality of target samples is of great importance to few-label transfer; 2) Though contrastive learning is essential to learn how to cluster, its clustering quality is still inferior to supervised pretraining due to lack of label supervision. Based on the analysis, we interestingly discover that only involving some unlabeled target domain into the unsupervised pretraining can improve the clustering quality, subsequently reducing the transfer performance gap with supervised pretraining. This finding also motivates us to propose a new progressive few-label transfer algorithm for real applications, which aims to maximize the transfer performance under a limited annotation budget. To support our analysis and proposed method, we conduct extensive experiments on nine different target datasets. Experimental results show our proposed method can significantly boost the few-label transfer performance of unsupervised pretraining.

1. Introduction

Model pretraining plays a key role for deep transfer learning. By pretraining the model on a large auxiliary source dataset and then fine-tuning on the small-scale target dataset, it can achieve better performance than the train-from-scratch counterpart. The recent work BiT [26] has shown that supervised pretraining on large scale source dataset can achieve very strong transfer performance. Despite the great success of supervised pretraining, a large amount of labeled source data is required. Recently, unsupervised pretraining [21, 7, 20, 6, 8, 19] has achieved great




Figure 1: t-SNE visualization of features on Pet [31] by using different models: (a) unsupervised pretrained model, (b) supervised pretrained model, (c) target-aware unsupervised pretrained (TUP) model, (d) finetuned TUP model by using a few labeled samples.

progress. By directly pretraining on the larger-scale unlabeled data (e.g., ImageNet), many state-of-the-art (SOTA) unsupervised learning works [7, 20, 19, 6] demonstrate that unsupervised pretraining can achieve comparable or even slightly better transfer performance than supervised pretraining on many downstream target datasets.

In this paper, we ask the question “does unsupervised pretraining really achieves comparable transfer performance as supervised pretraining?”. And we empirically find the answer is “no” when the downstream target dataset has limited label samples for finetuning, i.e., “few-label transfer”. We seek to investigate the underlying reason from the clustering perspective. We hypothesize that the clustering of target samples in the feature space is of great importance for few-label transfer and unsupervised pretraining has worse clustering quality than supervised pretraining. Intuitively, if the pretrained representation has a very good clustering in the target space, it will only need very few labels to learn a good classifier boundary. To verify our hypothesis, we compare the clustering quality of un-

*Equal contribution, † Dongdong Chen is the corresponding author

supervised and supervised pretrained models on the target dataset in Figure 1 (a) (b). Obviously, the target samples are better clustered by using the supervised pretrained models. The following analysis (Table 2) will also show the positive correlation between the clustering quality and the few-label transfer performance.

To understand why unsupervised pretraining has inferior clustering quality, we follow the work [35] to analyze the widely used contrastive loss. Specifically, the contrastive loss can be decomposed into two terms: an *alignment* term that encourages two samples of a positive pair should be as close as possible, and a *uniformity* term that encourages the learned representation to uniformly distribute on the unit hypersphere. With the alignment term, by using strong augmentation during training, the sub-space of similar images will overlap and be pulled closer. In other words, contrastive learning is trying to cluster the pretraining unlabeled data, but it encourages the learned representation to distribute in the whole space. Therefore, if the target data has a large domain gap with the source data, their feature representations will scatter in the whole space and hard to cluster. By contrast, supervised pretraining does not encourage the learned representation to be uniformly distributed and the label supervision also provides stronger alignment force across different images. So the learned representation is more compact and better clustered even for the same target domain.

Based on the above analysis, we discover that only involving some unlabeled target data into the unsupervised pretraining process (*“target-aware”unsupervised pretraining, or TUP*) can significantly improve its clustering quality (Figure 1 (c)), thus subsequently reducing the performance gap with supervised pretraining. This finding is very interesting and useful in real application scenarios where some small-scale unlabeled data is easy to obtain. On the other hand, considering data annotation is often conducted after unlabeled data collection, we further study the question that *“can we leverage the clustering property to maximize the target performance under a limited annotation budget”*. And we propose a simple progressive few-label transfer algorithm for practical usage. Specifically, given the pretrained representation, we first conduct the clustering on the unlabeled target data to find the most representative samples to annotate, and then use the annotated samples to finetune the pretrained model. The finetuned model can further improve the clustering quality (Figure 1 (d)), thus making data annotation and model finetuning form an active co-evolution loop.

To demonstrate our finding and the proposed method, extensive experiments are conducted on nine different target datasets. The experimental results demonstrate that the proposed method can significantly improve the few-label transfer performance for unsupervised pretraining, and even

outperform supervised pretraining. For example, when each target dataset has 10 labeled samples per category, our proposed TUP can boost the average transfer performance of unsupervised pretraining from 67.49% to 74.15%, slightly better than supervised pretraining 73.27%. By further equipping our progressive transfer strategy, the transfer performance can increase to 76.69% under the same annotation budget. To summarize, our contributions are three-fold: 1) We are the first that points out the few-label transfer gap between unsupervised pretraining and supervised pretraining, which is not studied in the research field yet; 2) We analyzed the possible underlying reasons and discover a simple and effective strategy for real applications where some small-scale unlabeled data can be collected; 3) We further propose a progressive few-label transfer strategy to boost the performance under the limited annotation budget.

2. Related works

Supervised Pretraining and Unsupervised Pretraining.

Model pretraining is very important in the deep learning literature. Before the surge of unsupervised pretraining, the main success and study focused on supervised pretraining [23, 22]. And the work BiT [26] shown large scale supervised pretraining is very effective on downstream tasks. In recent two years, the representative works [36, 21, 7] ignited the interests of the research field in studying unsupervised pretraining, and made great progress [6, 19, 8, 17]. By evaluating the performance on many downstream target datasets, they demonstrate that unsupervised pretraining has shown comparable transfer performance to supervised pretraining. In this paper, we find this conclusion does not hold when the target dataset has few labeled samples for finetuning. Our work is complementary to existing unsupervised pretraining works, and proposed two practical strategies to improve the transfer performance for real applications.

Few-shot Learning and Active Learning.

Though our focus is to analyze the transfer performance of unsupervised pretraining, our work is loosely related to few-shot learning [16, 32, 30] and may benefit the finetuning based few-shot learning methods [10, 14]. We demonstrate that, if some small-scale unlabeled data exists in the target domain, we can leverage it to improve the pretrained representation and can achieve better few-shot performance. For semi-supervised learning [29, 34, 3], the improved pretrained representation can also provide better initialization and boost the performance. Our progressive transfer strategy shares the similar spirit as the classical active learning [28, 33, 4, 2, 18]. However, most active learning methods only consider the target domain and involve very complicated sampling strategies. In this paper, we aim to improve the transfer performance from both the pretraining and transfer perspective and propose a simple and effective

	Method	DTD	Food101	CIFAR10	CIFAR100	EuroSAT	Pet37
2	MoCoV2	38.06	15.80	41.29	22.95	60.20	56.87
	DCV2	37.18	20.08	43.12	22.36	53.84	49.38
	SimCLRv2	35.23	17.44	40.52	18.33	57.17	37.40
	BiT	44.66	24.99	59.05	37.40	68.31	63.95
4	MoCoV2	48.20	25.49	50.30	35.08	69.18	68.94
	DCV2	46.47	30.63	49.90	33.11	58.34	57.28
	SimCLRv2	46.54	27.42	48.78	28.80	70.42	51.12
	BiT	53.69	35.26	71.90	47.79	79.05	76.08
6	MoCoV2	53.00	31.01	56.44	42.74	72.15	72.35
	DCV2	50.93	36.51	49.57	39.70	65.00	60.09
	SimCLRv2	50.90	34.08	53.59	35.42	72.97	58.87
	BiT	57.64	41.26	75.62	54.17	82.55	79.85
10	MoCoV2	58.68	38.38	59.92	51.87	75.69	77.62
	DCV2	56.32	43.92	53.06	48.06	75.26	64.24
	SimCLRv2	55.89	42.10	59.64	43.57	75.77	69.11
	BiT	63.06	48.77	79.99	59.92	86.25	84.81

Table 1: The few-label transfer performance on six different target datasets for three SOTA unsupervised pretrained models, including MoCoV2 [11], SimCLRv2 [8] and DeepClusterV2 (DCV2) [6], and supervised pretrained models from BiT [26]. All the results are averaged by 5 trials.

strategy. But we believe combining our method with more sophisticated active learning strategies can achieve better performance, which we leave for future study.

3. Few-Transfer Analysis

We formulate the problem of few-label transfer in the paradigm of pretraining and finetuning. Under the supervised pretraining setting, the model is first pretrained on a large-scale labeled source dataset $\mathcal{S}^\# = \{x_i^s, y_i^s\}_{i=1}^M$, and then finetune the model on the small-scale target dataset $\mathcal{T} = \{x_j, y_j\}_{j=1}^N$ with few labeled samples, where $N \ll M$. Under the unsupervised pretraining setting, the source dataset $\mathcal{S} = \{x_i^s\}_{i=1}^M$ is fully unlabeled and the target dataset \mathcal{T} is the same.

To compare the few-label transfer ability we adopt three existing SOTA unsupervised pretraining methods, *i.e.*, MoCoV2 [11], SimCLRv2[8] and DeepClusterV2(DCV2)[6], and the supervised pretraining models from BiT [26]. The ImageNet [13] is used as the large-scale source data for pretraining, and the subsets of six small-scale target datasets are used for few-label transfer: Pet37 [31], DTD [12], CIFAR10 and CIFAR100 [27], Food101 [5] and EuroSAT [24]. The detailed comparison results are shown in the Tab.1. It can be seen that all the unsupervised pretrained models show inferior few-label transfer performance than the supervised counterpart.

We continue to compare the transfer performance between unsupervised pretraining and supervised pretraining in depth, from few-label transfer to full-label transfer. Here, full-label transfer means finetuning the pretrained model on the full labeled target dataset. Specifically, we take the

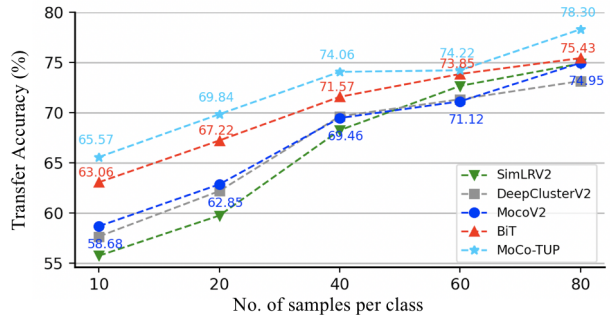


Figure 2: The transfer performance comparison by varying different number of labeled samples during finetuning, “MoCo-TUP” is our target-aware unsupervised pretraining.

Dataset		Unsup-1k	Sup-100	Sup-1k	TUP
Pet	Cluster Acc.	47.72	12.82	67.44	61.69
	Transfer Acc.	70.93	45.65	77.94	75.10
Food101	Cluster Acc.	11.86	4.03	17.23	39.23
	Transfer Acc.	28.39	18.29	38.69	52.25

Table 2: The clustering accuracy and few-label transfer performance of different pretrained models. “Unsup, Sup, TUP” are unsupervised, supervised and target-aware unsupervised pretraining respectively, and “-1k/100” is ImageNet-1k/100.

DTD dataset (80 labeled samples per category) as an example, and test the transfer performance of different pretrained models by varying the number of labeled samples during finetuning. As shown in Figure 2, although supervised pretraining is superior to the unsupervised pretraining by a considerable margin, the performance gap becomes much smaller as the number of labeled samples increases. A similar trend can also be observed in other datasets. Therefore, we have the following observations:

- The unsupervised pretrained representation itself is not bad. Given a moderate number of labels, it can match or even beat the transfer performance of the supervised counterpart. This is consistent with the full-label transfer conclusion in existing unsupervised learning works [7, 20].
- But for few-label transfer, unsupervised pretraining is often inferior to supervised pretraining.

Clustering Matters to Few-label Transfer. We propose a clustering perspective to analyse the reason why unsupervised pretraining shows poor few-label transfer performance than supervised pretraining. Here we use MoCoV2[11] as the instantiation of unsupervised pretraining, and compare unsupervised and supervised pretraining in terms of the target sample distribution in the feature space through t-SNE [25]. The visualization is shown in Figure 1 and the target Pet37 dataset [31] is used as the example.

As we can see in Figure 1 (a) and (b), the features obtained from the supervised pretrained model are better clustered than those obtained from the unsupervised pretrained model. Based on this observation, we make intuitive sense that *the clustering quality matters to few-label transfer*.

This hypothesis can be further elucidated. If the target features are well clustered after pretraining, it is much easier to learn a good classifier even though only a few labeled samples are available in the following finetuning. We further quantitatively study the relationship between the clustering quality and few-label transfer performance with only 5 labeled samples per class on different pretrained models: unsupervised pretrained ResNet-50 on ImageNet-1k, supervised pretrained ResNet-50 on ImageNet-100 (a subset of ImageNet-1K with 100 categories) and ImageNet-1k respectively. We use the BCubed Precision (Cluster Acc) as the metric of clustering quality [1]. The results shown in Table 2 demonstrate that the few-label transfer performance has a positive correlation to the clustering accuracy.

Understand Contrastive Learning. To further understand why unsupervised pretraining has worse clustering quality than supervised pretraining, we follow [35, 9] and decouple the widely used unsupervised learning loss, *i.e.*, contrastive loss, into two terms: one *alignment* term and one *uniformity* term. Formally, following the definition in [7], the contrastive loss between two augmentations (i, j) of the same image for a mini-batch \mathcal{B} is:

$$\mathcal{L}_{ctr} = -\frac{1}{N} \sum_{i,j \in \mathcal{B}} \log \frac{\exp(\text{sim}(\mathbf{z}_i, \mathbf{z}_j)/\tau)}{\sum_{k=1}^{2N} \mathbb{1}_{[k \neq i]} \exp(\text{sim}(\mathbf{z}_i, \mathbf{z}_k)/\tau)} \quad (1)$$

where $\mathbf{z}_i, \mathbf{z}_j$ are the normalized representations extracted from the target model for the two augmented views of the same example. $\text{sim}(\mathbf{u}, \mathbf{v})$ is the cosine similarity between \mathbf{u} and \mathbf{v} . N is the batch size and τ is the temperature hyperparameter. By expanding the loss, the above loss can be rewritten as:

$$\mathcal{L}_{ctr} = -\frac{1}{N\tau} \sum_{i,j} \text{sim}(\mathbf{z}_i, \mathbf{z}_j) + \frac{1}{N} \sum_i \log \sum_{k=1}^{2N} \mathbb{1}_{[k \neq i]} \exp(\text{sim}(\mathbf{z}_i, \mathbf{z}_k)/\tau) \quad (2)$$

The first term of Eq.2 is the *alignment* term, which encourages two augmentations of each image in the mini-batch (a positive pair) to have similar features. By using strong augmentation during training, the sub-space of similar images will overlap and be pulled closer. The second term is closely connected to the pairwise potential in a Gaussian kernel and can be minimized with a perfect uniform encoder, thus named as the *uniformity* term. The uniformity term encourages the feature vectors to be roughly uniformly distributed on the unit hypersphere (the normalized

whole feature space). In this sense, we can find that contrastive learning is indeed to cluster the pretraining unlabeled data, but it encourages the learned representation to uniformly distribute in the whole space. Therefore, if the target dataset has some domain gap with the source dataset, their feature representations will scatter and hard to cluster. By contrast, there is no such uniformity term in the supervised pretraining and the label supervision can also provide stronger alignment force across different images than the alignment force from two augmentations of the same image in the contrastive loss. Therefore, the supervised pretrained representation may reside in a more compact space.

4. Target-aware Unsupervised Pretraining

Target-aware Unsupervised Pretraining. Based on the above analysis, in order to boost the few-label transfer performance of unsupervised pretraining, we should improve the clustering quality of the pretrained representation in the target domain. Considering contrastive learning is able to cluster the pretraining unlabeled data, we propose a simple and effective strategy called *Target-aware Unsupervised Pretraining* (TUP). It is designed for the typical applications where some small-scale unlabeled data is relatively easy to obtain. Specifically, besides the large-scale source data, we also add the unlabeled target data into the unsupervised pretraining stage, so that the unsupervised pretrained model can also have a better clustering quality of the target data. By contrast, existing unsupervised pretraining that only utilizes the source data can be regarded as “target-agnostic”. The improved clustering will significantly boost the transfer performance. In Table 2, we show TUP’s clustering accuracy and its corresponding transfer performance on the target domain, and the corresponding feature visualization is shown in Figure 1 (c).

Sample Re-balancing. Empirically, we find naively mixing the small-scale unlabeled target data and the large-scale unlabeled source data with the ratio 1 : 1 in the pretraining does not work well. Because the amount of the unlabeled target images in \mathcal{T} is much smaller than the auxiliary source dataset \mathcal{S} , it will cause serious learning imbalance and make target-aware unsupervised pretraining degrade to the vanilla unsupervised pretraining. To mitigate this issue, we propose a simple and effective sample re-balancing strategy which increases the percentage p of target data in the mixture of target data \mathcal{T} and source data \mathcal{S} . Besides, we observe finding a proper percentage p is necessary, a too large or small percentage p will both cause the degradation of performance, which we will study in the ablation part.

5. Progressive Few-label Transfer

Since data annotation is often conducted after the unlabeled data collection in real applications, the relationship

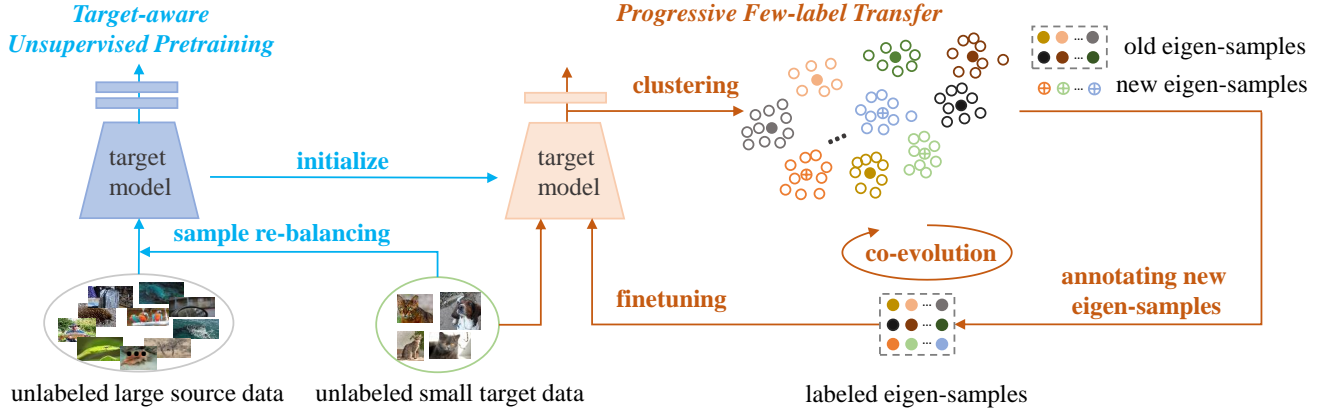


Figure 3: The improved unsupervised pretraining framework for few-label transfer in real applications, which has two key components: target-aware unsupervised pretraining and progressive few-label transfer. By involving target data into pre-training, target-aware unsupervised pretraining can get better clustering in the target space. Progressive few-label transfer co-evolves the process of eigen-sample selecting by clustering and model-finetuning.

Algorithm 1 Anchor-Constrained KMeans in κ -th evolution

Input: Set of target features $\mathcal{F} = \{f_i\}_{i=1}^N$ (estimated cluster label of f_i is denoted as f_i^L). Number of new clusters K . Set of anchors $\mathcal{A} = \{a_j\}_{j=1}^m$, Maximum iteration of KMeans t_{max} .

Output: K cluster centers $\{\mu_j\}_{j=1}^{m+K}$

- 1: – **Initialize Centers:**
 - 2: $\mu_j^0 \leftarrow a_j, j = 1, \dots, m$; randomly initialize $\mu_{m+1}^0, \dots, \mu_{m+K}^0$.
 - 3: **for** $t = 1, \dots, t_{max}$ **do**
 - 4: – **Assign Samples to Cluster:**
 - 5: **for** $i = 1, \dots, N$ **do**
 - 6: $f_i^L = \arg \min_j \|f_i - \mu_j\|^2, j = 1, \dots, m + K$
 - 7: **end for**
 - 8: – **Update Cluster Centers:**
 - 9: $\mu_j^t = \mu_j^{t-1}, j = 1, \dots, m$
 - 10: **for** $j = m + 1, \dots, m + K$ **do**
 - 11: $\mathcal{F}_j^t = \{f_i | f_i^L = j, f_i \in \mathcal{F}\}$,
 - 12: $\mu_j^t = \frac{1}{|\mathcal{F}_j^t|} \sum_{f \in \mathcal{F}_j^t} f$,
 - 13: **end for**
 - 14: **end for**
-

between the few-label transfer performance and the clustering quality further motivates us to study the question “can we leverage this property to maximize the target performance under a limited annotation budget?”. This is important for the applications where data annotation is extremely difficult and costly. Before elaborating our final strategy, we first introduce our motivations from two perspectives:

- The target samples closer to the clustering centers are more representative (called “eigen-samples”), which suggests choosing such samples to label can be more effective, especially under a very limited label budget.
- Finetuning the model with such labeled samples can further improve the clustering quality of all target sam-

ples, and in return, the improved model continues to help identify more representative samples.

Progressive Few-label Transfer. Integrated with the above motivations, we propose a new *progressive few-label transfer* strategy for real applications. As shown in Figure 3, the progressive few-label transfer follows a co-evolution process: “clustering \rightarrow eigen-samples annotation \rightarrow model finetuning in a loop way”. Specifically, at each evolution step κ , we first re-cluster the target features and incrementally find some eigen-samples, then annotate the new eigen-samples, and finally finetune the model with all the labeled eigen-samples. This co-evolution process will end until we reach the total annotation budget.

We develop a new KMeans-based clustering algorithm called **Anchor Constrained KMeans (ACKMeans)** to implement the incremental eigen sampling. All eigen-samples found at previous $\kappa - 1$ evolution steps are referred to *anchors*. The key idea of ACKMeans (at κ -th evolution) is that the anchors as cluster centers won’t be changed during KMeans and help exclude samples close to these anchors; while the remaining of dissimilar samples would be clustered into K new clusters, which helps select K new eigen-samples to annotate. This way allows us to optimize the annotation budget to the most extent, since each eigen-sample represents a cluster of similar samples associated to it. At every evolution, supposing b annotation budget per category, totally $K = b \times C$ new eigen-samples are chosen to be annotated, where C denotes the number of target categories. Hence, the total annotation budget for target data would be $K \times \kappa_{max}$, where κ_{max} is the maximum evolution steps. The Alg. 1 shows the detailed procedure of ACKMeans.

To apply the progressive few-label transfer strategy in the real applications, we suggest a practical “1 + ϵ ” setting.

Initially, only “1” image per target category is given. We think it reasonable since each category needs an indicator image when the annotation process starts. Next, “ ϵ ” extra annotations are required to be labeled for each category on average, and thus the total annotation cost $\epsilon \times C = K \times \kappa_{max}$. In this setting, we do not guarantee each category can get exactly ϵ extra labels.

By contrast, existing few-label transfer setting assumes all the labels to be pre-known or randomly chooses a certain percentage (e.g., 5%) of labeled samples per category to guarantee number of labeled samples are class balanced. It can be regarded as an “oracle setting”, since consuming labels beforehand is usually unrealistic in real applications or it will need the annotator to watch and label more samples beyond the few labels.

6. Experiments

6.1. Experimental Setup

Datasets. In the following experiments, we use the ImageNet-1k dataset [13] as the auxiliary large scale source dataset, and consider 9 small-scale target datasets: Pet37 [31], SUN397 [37], DTD [12], CIFAR10 and CIFAR100 [27], Caltech101 [15], Food101 [5] and EuroSAT [24]. These datasets are very diverse and differ in the total image number, input resolution and nature of their categories, ranging from general object categories (e.g., CIFAR10/100) to fine-grained ones (e.g., Pet37). We follow the standard setting as [7, 20, 26], and report the mean class accuracy for Pet37, Caltech101 and the Top1 accuracy for other datasets. All the results are averaged by 5 trials to reduce randomness.

Pretraining Details. We build our target-aware unsupervised learning based on MoCoV2 [11] and follow its training protocol. In details, we adopt the SGD optimizer with momentum 0.9 and the weight decay 0.0001. The initial learning rate is 0.24 with a cosine scheduler and the batch size is 2,048. All the pretraining models are trained with 800 epochs. The backbone network for all the experiments uses ResNet-50 [23]. The default sample re-balancing ratio varies based on the target dataset size so that the resampled target data size is about 20% of the source dataset size.

Finetuning Details. We finetune the pretrained model for 60 epochs without weight decay. The learning rate for the newly added FC layer and pretrained layers is 3.0 and 0.0001 respectively. We only use random crop with resizing, flips for training and the center crop with resizing for testing.

6.2. Overall Results

Table 3 reports the few-label transfer performance of the proposed model on all benchmark datasets. For comparison, we consider two models as our strong baseline: vanilla

unsupervised pretrained models (MoCoV2 [11]) and the supervised pretrained models (BiT [26]) under the oracle labeling setting, which select “ $1 + \epsilon$ ” labeled samples for each category in a strictly class-balance way. We report both the performance under the oracle setting and the progressive “ $1 + \epsilon$ ” few-label transfer setting for our proposed method. Here, our method adopts the exactly same pretraining and finetuning setting to MoCoV2, and directly uses the officially released code for BiT pretraining and finetuning.

We can observe the following main results. 1) Our target-aware unsupervised pretraining consistently outperforms the vanilla unsupervised pretraining baseline MoCoV2 across all the datasets by a large margin. The results verify the effectiveness of involving target set with source set into the unsupervised pretraining. 2) Our method outperforms the supervised pretraining (BiT) on majority of datasets and is comparable or slightly worse on the rest. On average, our method performs better than BiT. This also shows that a large amount of labeling information is very useful, and that target-aware pretraining can compensate for the gap caused by the lack of labeling information. 3) Combining target-aware unsupervised pretraining with the progressive few-label transfer can achieve better performance than the counterpart under the oracle setting, even though our practical “ $1 + \epsilon$ ” setting does not assume the class-balance.

By analyzing the performance among different datasets, we further get some fine-grained observations:

1) *Our method outperforms both vanilla unsupervised pretraining and supervised pretraining when the gap between source and target domains is either very large (e.g., SUN397) or very small (e.g., Caltech101).* For example, SUN397 is for scene recognition while ImageNet is almost object-centric. Therefore, either the supervised pretraining model or the vanilla unsupervised pretraining model cannot obtain good clustering on the target domain. (their Cluster ACC [1]: 22.93% vs. 20.11%). In contrast, Caltech101 is object-centric and shares similar categories with ImageNet, therefore both the supervised and the vanilla unsupervised pretrainings on ImageNet can achieve good clustering (their Cluster ACC: 47.11% vs. 53.14%). By involving the target data, our method can improve the clustering quality (Cluster ACC: 34.36% on SUN397, 59.88% on Caltech101) especially for large domain gap (SUN397), thus bringing significant performance gain.

2) *Though our method only requires a small-scale unlabeled target dataset, we empirically find it will bring more benefits if the target dataset has a larger scale.* One typical example is the Food101 dataset. It has a total of about 75k high-resolution images and each category has about 750 images. It is consistent with the common sense that bigger data can help learn better representation.

3) *Our method is comparable to or slightly worse than*

1+ ϵ	Method	DTD	Food101	SUN397	Caltech101	STL10	CIFAR10	CIFAR100	EuroSAT	Pet37	Mean Acc.
1+1	MoCoV2	38.06	15.80	24.28	63.12	75.06	41.29	22.95	60.20	56.87	45.03
	BiT	44.66	24.99	27.21	61.07	74.80	59.05	37.40	68.31	63.95	52.70
	Ours	44.79	34.27	33.16	78.75	81.74	59.44	30.24	68.84	65.93	55.24
	Ours-Pro	44.86	35.92	35.46	79.87	82.45	62.19	32.74	69.62	68.87	59.30
1+3	MoCoV2	48.20	25.49	35.06	76.54	87.35	50.30	35.08	69.18	68.94	56.84
	BiT	53.69	35.26	36.72	73.89	83.28	71.90	47.79	79.05	76.08	63.61
	Ours	55.17	48.03	43.30	84.92	88.07	72.86	43.94	76.15	73.65	65.12
	Ours-Pro	57.11	49.66	45.38	86.13	88.19	71.20	46.80	76.70	74.07	68.51
1+5	MoCoV2	53.00	31.01	40.71	82.14	89.21	56.44	42.74	72.15	72.35	62.05
	BiT	57.64	41.26	41.11	80.41	86.71	75.62	54.17	82.55	79.85	68.30
	Ours	60.05	55.35	47.85	87.23	90.10	77.22	52.68	80.58	76.18	70.22
	Ours-Pro	61.56	56.50	49.42	88.11	90.14	74.89	53.74	79.29	79.01	72.55
1+9	MoCoV2	58.68	38.38	47.75	86.75	90.85	59.92	51.87	75.69	77.62	67.49
	BiT	63.06	48.77	44.96	86.29	90.07	79.99	59.92	86.25	84.81	73.27
	Ours	65.57	62.56	53.48	89.19	91.39	79.67	60.91	84.14	80.48	74.15
	Ours-Pro	66.58	62.67	54.30	89.55	92.02	80.73	60.63	81.42	84.41	76.69

Table 3: **The few-label transfer results on nine benchmark target datasets.** ‘‘Ours-Pro’’ means using our progressive few-label transfer strategy and ‘‘Ours’’ means using the oracle few-label transfer setting. All the results are averaged by 5 trials to reduce randomness.

Dataset	Method	1-label/class	4-label/class	10-label/class
DTD	VUP	26.74	48.20	58.68
	UF	26.45	48.71	58.34
	TUP	32.07	55.17	65.57
Pet37	VUP	41.23	68.94	77.62
	UF	40.01	67.03	75.56
	TUP	57.28	73.65	80.48
STL10	VUP	53.86	87.35	90.85
	VF	45.22	72.43	79.34
	TUP	67.94	88.07	91.39

Table 4: **Vanilla Unsupervised Pretraining(VUP) vs. Unperervised Finetuning(UF) vs. Target-aware Pretraing(TUP).** The transfer accuracy is evaluated under the oracle setting.

supervised pretraining if the target dataset has a low image resolution. For example, the image resolution of CIFAR10/100 and EuroSAT is only 32×32 and 64×64 , so directly upsampling them to match the image resolution on ImageNet may not be a good way for our method. In addition, STL10 has similar categories as CIFAR10 but a larger image resolution, and thus our method achieves better performance in STL10.

6.3. Ablation Study

Benefits from Target-aware Unsupervised Pretraining.

In this experiment, we validate the advantage of target-aware unsupervised pretraining over vanilla unsupervised pretraining, and another simple unsupervised finetuning baseline. In the unsupervised finetuning baseline, we continue to perform unsupervised pretraining on the unlabeled target set with a smaller learning rate upon the unsupervised pretrained representation on the ImageNet. The results of three representative datasets are shown in the Table 4. As we can see, directly unsupervised finetuning can not work

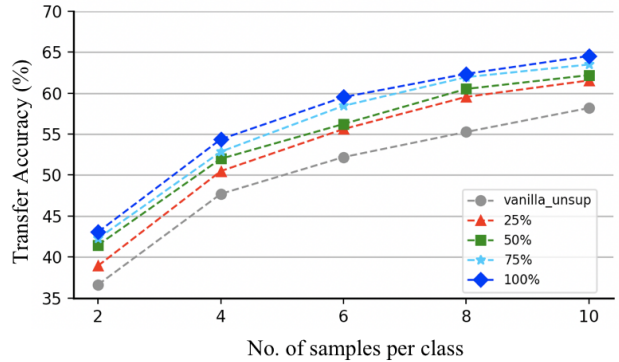


Figure 4: **Different percentages of unlabeled target data** involved into target-aware unsupervised pretraining. The label-efficient transfer performance is used for evaluation.

well and even degrades the transfer ability of vanilla unsupervised pretraining. Attributing to the merit of simultaneously maintaining the transfer ability learned in large-scale unlabeled source data and involving the information of target set, our target-aware pretraining yields consistent performance gain upon these baselines.

Influence of Target Dataset Scale in Pretraining.

To further verify the hypothesis that our method will benefit from a larger amount of unlabelled target dataset, we further conduct a simple ablation experiment on the DTD dataset. Specifically, during the target-aware unsupervised pretraining(TUP), we involve different percentages of target data (25%, 50%, 75%, 100%), and then evaluate the few-label transfer performance. As shown in Figure 4, involving more unlabeled target data into pretraining can help learn better representation, thus producing better performance.

Ablation of Sample Re-balancing Ratio. As stated in the method part, the target datasets often have a small image

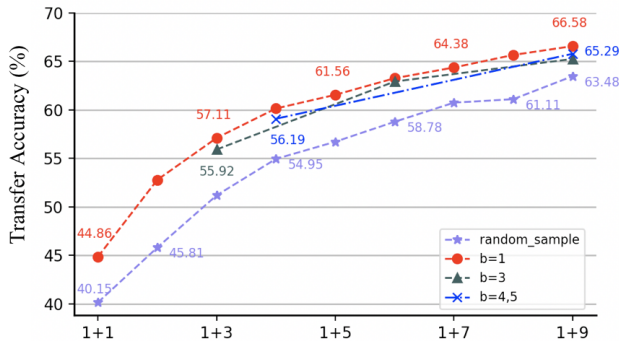


Figure 5: The number of selected eigen-samples to query labeling at each evolution step of the progressive few-label transfer.

balance ratio	1+1	1+3	1+5	1+7	1+9
w/o re-balance	40.27	49.55	54.42	59.28	61.01
20%	44.86	57.11	61.56	64.38	66.58
50%	38.83	50.06	55.27	60.59	63.86

Table 5: Different sampling re-balancing ratios during pre-training evaluated by using the performance on the DTD dataset.

amount and can be smaller than source dataset by several magnitudes. Therefore, we find sample re-balancing is indispensable to relieve the data imbalance issue during pre-training. Here, we use the DTD dataset as an example and try two variants: without sample re-balancing and with a large re-balancing ratio (resampled target dataset size is 50% of the source dataset size). As we can see in Table 5, the transfer performance degrades if no sample re-balancing is applied, and too large re-balancing ratio will also lead to inferior results because the benefit from the auxiliary source dataset is suppressed. We empirically find a re-balancing ratio $\sim 20\%$ works all the experiments.

Ablation of the Annotation Number b . In our default implementation of progressive few-label transfer, we set $b = 1$ at each evolution step. However, we can also set $b > 1$ to reduce the total evolution step number and annotate more images at each evolution step. To demonstrate the generalization ability with different b values, we design two simple ablation experiments. In details, suppose the maximum annotation budget is $10 \times C$, we try two different finetuning strategies on the DTD dataset, namely, we either finish the whole progressive process with 3 steps by setting $b = 3$ for each step, or with 2 steps by setting $b = 4$ for the first step and $b = 5$ for the second step. As shown in Figure 5, these two coarse strategies achieve slightly worse performance than the default finegrained strategy ($b = 1$), but still outperform the random sampling baseline by a large margin. By setting b different values, our method can provide the flexibility to achieve a trade-off between performance and training efficiency.

Applying to Semi-supervised Transfer. In this paper, we mainly focus on improving the few-label transfer perfor-

Dataset	Method	5-label/class	10-label/class
CIFAR10	MoCoV2	83.64	92.15
	Ours	87.91	96.38
CIFAR100	MoCoV2	61.54	70.41
	Ours	68.35	73.77
Food101	MoCoV2	43.26	62.98
	Ours	64.83	75.75

Table 6: Semi-supervised Transfer performance comparison between unsupervised pretraining (MoCoV2) and our target-aware unsupervised pretraining.

mance of unsupervised pretraining and demonstrate the better performance of our target-aware unsupervised pretraining for few-label finetuning. But considering some unlabeled target data is available, we can also leverage some semi-supervised transfer methods to utilize both the unlabeled data and the labeled data. Here we take the SOTA semi-supervised learning method FixMatch [34] and adopt different pretraining models as initialization to compare the final transfer performance. CIFAR10, CIFAR100, and Food101 are used here because they have a larger image number. In this setting, different from our method, the vanilla unsupervised pretraining baseline only leverages the unlabeled data in the transfer stage. As shown in Table 6, benefiting from the better pretrained representation as initialization, our method also achieve better semi-supervised transfer performance.

7. Conclusion

In recent years, unsupervised pretraining has made tremendous progress and many recent works show that unsupervised pretraining can achieve comparable transfer performance to supervised pretraining. But in this paper, we find unsupervised pretraining still perform much worse for few-label transfer, where very few labeled target samples are available for finetuning. This phenomenon has not been studied in existing methods. We provide some possible reasons from the clustering perspective and propose a simple target-aware unsupervised pretraining method to mitigate this issue. This is applicable to the common application scenarios where some small-scale unlabeled data can be collected. To further maximize the few-label transfer performance under a given annotation budget, we also propose a new progressive few-label transfer algorithm, which iteratively finds the best samples to annotate and finetunes the model based on the labeled samples. Through extensive experiments on multiple different datasets, we demonstrate that the proposed strategy can significantly boost the few-label transfer performance of unsupervised pretraining.

Acknowledgement

This work is supported by the Fundamental Research Funds for the Central Universities (WK2100330002, WK3480000005).

References

- [1] Enrique Amigó, Julio Gonzalo, Javier Artiles, and Felisa Verdejo. A comparison of extrinsic clustering evaluation metrics based on formal constraints. *Information retrieval*, 12(4):461–486, 2009. 4, 6
- [2] William H Beluch, Tim Genewein, Andreas Nürnberger, and Jan M Köhler. The power of ensembles for active learning in image classification. In *Proceedings of the IEEE Conference on Computer Vision and Pattern Recognition*, pages 9368–9377, 2018. 2
- [3] David Berthelot, Nicholas Carlini, Ekin D Cubuk, Alex Kurakin, Kihyuk Sohn, Han Zhang, and Colin Raffel. Remixmatch: Semi-supervised learning with distribution alignment and augmentation anchoring. *arXiv preprint arXiv:1911.09785*, 2019. 2
- [4] Mustafa Bilgic and Lise Getoor. Link-based active learning. In *NIPS Workshop on Analyzing Networks and Learning with Graphs*, 2009. 2
- [5] Lukas Bossard, Matthieu Guillaumin, and Luc Van Gool. Food-101—mining discriminative components with random forests. In *European conference on computer vision*, pages 446–461. Springer, 2014. 3, 6
- [6] Mathilde Caron, Ishan Misra, Julien Mairal, Priya Goyal, Piotr Bojanowski, and Armand Joulin. Unsupervised learning of visual features by contrasting cluster assignments. *arXiv preprint arXiv:2006.09882*, 2020. 1, 2, 3
- [7] Ting Chen, Simon Kornblith, Mohammad Norouzi, and Geoffrey Hinton. A simple framework for contrastive learning of visual representations. *arXiv preprint arXiv:2002.05709*, 2020. 1, 2, 3, 4, 6
- [8] Ting Chen, Simon Kornblith, Kevin Swersky, Mohammad Norouzi, and Geoffrey Hinton. Big self-supervised models are strong semi-supervised learners. *arXiv preprint arXiv:2006.10029*, 2020. 1, 2, 3
- [9] Ting Chen and Lala Li. Intriguing properties of contrastive losses. *arXiv preprint arXiv:2011.02803*, 2020. 4
- [10] Wei-Yu Chen, Yen-Cheng Liu, Zsolt Kira, Yu-Chiang Frank Wang, and Jia-Bin Huang. A closer look at few-shot classification. In *International Conference on Learning Representations*, 2019. 2
- [11] Xinlei Chen, Haoqi Fan, Ross Girshick, and Kaiming He. Improved baselines with momentum contrastive learning. *arXiv preprint arXiv:2003.04297*, 2020. 3, 6
- [12] Mircea Cimpoi, Subhansu Maji, Iasonas Kokkinos, Sammy Mohamed, and Andrea Vedaldi. Describing textures in the wild. In *Proceedings of the IEEE Conference on Computer Vision and Pattern Recognition*, pages 3606–3613, 2014. 3, 6
- [13] Jia Deng, Wei Dong, Richard Socher, Li-Jia Li, Kai Li, and Li Fei-Fei. Imagenet: A large-scale hierarchical image database. In *2009 IEEE conference on computer vision and pattern recognition*, pages 248–255. Ieee, 2009. 3, 6
- [14] Guneet Singh Dhillon, Pratik Chaudhari, Avinash Ravichandran, and Stefano Soatto. A baseline for few-shot image classification. In *International Conference on Learning Representations*, 2020. 2
- [15] Li Fei-Fei, Rob Fergus, and Pietro Perona. Learning generative visual models from few training examples: An incremental bayesian approach tested on 101 object categories. In *2004 conference on computer vision and pattern recognition workshop*, pages 178–178. IEEE, 2004. 6
- [16] Chelsea Finn, Pieter Abbeel, and Sergey Levine. Model-agnostic meta-learning for fast adaptation of deep networks. In *ICML*, pages 1126–1135, 2017. 2
- [17] Dengpan Fu, Dongdong Chen, Jianmin Bao, Hao Yang, Lu Yuan, Lei Zhang, Houqiang Li, and Dong Chen. Unsupervised pre-training for person re-identification. In *Proceedings of the IEEE/CVF Conference on Computer Vision and Pattern Recognition*, 2021. 2
- [18] Yarin Gal, Riashat Islam, and Zoubin Ghahramani. Deep bayesian active learning with image data. *arXiv preprint arXiv:1703.02910*, 2017. 2
- [19] Jean-Bastien Grill, Florian Strub, Florent Altché, Corentin Tallec, Pierre Richemond, Elena Buchatskaya, Carl Doersch, Bernardo Avila Pires, Zhaohan Guo, Mohammad Gheshlaghi Azar, Bilal Piot, koray kavukcuoglu, Remi Munos, and Michal Valko. Bootstrap your own latent - a new approach to self-supervised learning. In *Advances in Neural Information Processing Systems*, pages 21271–21284, 2020. 1, 2
- [20] Jean-Bastien Grill, Florian Strub, Florent Altché, Corentin Tallec, Pierre H Richemond, Elena Buchatskaya, Carl Doersch, Bernardo Avila Pires, Zhaohan Daniel Guo, Mohammad Gheshlaghi Azar, et al. Bootstrap your own latent: A new approach to self-supervised learning. *arXiv preprint arXiv:2006.07733*, 2020. 1, 3, 6
- [21] Kaiming He, Haoqi Fan, Yuxin Wu, Saining Xie, and Ross Girshick. Momentum contrast for unsupervised visual representation learning. In *Proceedings of the IEEE/CVF Conference on Computer Vision and Pattern Recognition*, pages 9729–9738, 2020. 1, 2
- [22] Kaiming He, Ross Girshick, and Piotr Dollár. Rethinking imagenet pre-training. In *Proceedings of the IEEE/CVF International Conference on Computer Vision*, pages 4918–4927, 2019. 2
- [23] Kaiming He, Xiangyu Zhang, Shaoqing Ren, and Jian Sun. Deep residual learning for image recognition. In *Proceedings of the IEEE conference on computer vision and pattern recognition*, pages 770–778, 2016. 2, 6
- [24] Patrick Helber, Benjamin Bischke, Andreas Dengel, and Damian Borth. Eurosat: A novel dataset and deep learning benchmark for land use and land cover classification. *IEEE Journal of Selected Topics in Applied Earth Observations and Remote Sensing*, 2019. 3, 6
- [25] Geoffrey E Hinton and Sam Roweis. Stochastic neighbor embedding. *Advances in neural information processing systems*, 15:857–864, 2002. 3
- [26] Alexander Kolesnikov, Lucas Beyer, Xiaohua Zhai, Joan Puigcerver, Jessica Yung, Sylvain Gelly, and Neil Houlsby. Big transfer (bit): General visual representation learning. In *Proceedings of the European Conference on Computer Vision (ECCV)*, pages 491–507, 2020. 1, 2, 3, 6
- [27] Alex Krizhevsky, Geoffrey Hinton, et al. Learning multiple layers of features from tiny images. 2009. 3, 6

- [28] David D Lewis. A sequential algorithm for training text classifiers: Corrigendum and additional data. In *ACM SIGIR Forum*, volume 29, pages 13–19, 1995. [2](#)
- [29] Suichan Li, Bin Liu, Dongdong Chen, Qi Chu, Lu Yuan, and Nenghai Yu. Density-aware graph for deep semi-supervised visual recognition. In *Proceedings of the IEEE/CVF Conference on Computer Vision and Pattern Recognition*, pages 13400–13409, 2020. [2](#)
- [30] Nikhil Mishra, Mostafa Rohaninejad, Xi Chen, and Pieter Abbeel. A simple neural attentive meta-learner. In *International Conference on Learning Representations*, 2018. [2](#)
- [31] Omkar M Parkhi, Andrea Vedaldi, Andrew Zisserman, and CV Jawahar. Cats and dogs. In *2012 IEEE conference on computer vision and pattern recognition*, pages 3498–3505. IEEE, 2012. [1](#), [3](#), [6](#)
- [32] Sachin Ravi and Hugo Larochelle. Optimization as a model for few-shot learning. In *International Conference on Learning Representations*, 2017. [2](#)
- [33] Nicholas Roy and Andrew McCallum. Toward optimal active learning through monte carlo estimation of error reduction. *ICML, Williamstown*, pages 441–448, 2001. [2](#)
- [34] Kihyuk Sohn, David Berthelot, Chun-Liang Li, Zizhao Zhang, Nicholas Carlini, Ekin D Cubuk, Alex Kurakin, Han Zhang, and Colin Raffel. Fixmatch: Simplifying semi-supervised learning with consistency and confidence. *arXiv preprint arXiv:2001.07685*, 2020. [2](#), [8](#)
- [35] Tongzhou Wang and Phillip Isola. Understanding contrastive representation learning through alignment and uniformity on the hypersphere. In *International Conference on Machine Learning*, pages 9929–9939. PMLR, 2020. [2](#), [4](#)
- [36] Zhirong Wu, Yuanjun Xiong, Stella X Yu, and Dahua Lin. Unsupervised feature learning via non-parametric instance discrimination. In *Proceedings of the IEEE Conference on Computer Vision and Pattern Recognition*, pages 3733–3742, 2018. [2](#)
- [37] Jianxiong Xiao, James Hays, Krista A Ehinger, Aude Oliva, and Antonio Torralba. Sun database: Large-scale scene recognition from abbey to zoo. In *2010 IEEE computer society conference on computer vision and pattern recognition*, pages 3485–3492. IEEE, 2010. [6](#)