

DESHIMA 2.0: development of an integrated superconducting spectrometer for science-grade astronomical observations

Akio Taniguchi^{1,a} · Tom J. L. C. Bakx^{1,2} · Jochem J. A. Baselmans^{3,4} · Robert Huiting⁴ · Kenichi Karatsu^{3,4} · Nuria Llombart³ · Matus Rybak^{3,5} · Tatsuya Takekoshi^{6,7} · Yoichi Tamura¹ · Hiroki Akamatsu⁴ · Stefanie Brackenhoff^{3,8} · Juan Bueno³ · Bruno T. Buijtdorp³ · Shahab Dabironezare³ · Anne-Kee Doing³ · Yasunori Fujii² · Kazuyuki Fujita⁹ · Matthijs Gouwerok³ · Sebastian Hähnle^{3,4} · Tsuyoshi Ishida⁷ · Shun Ishii^{2,10} · Ryohei Kawabe^{2,11} · Tetsu Kitayama¹² · Kotaro Kohno^{7,13} · Akira Kouchi⁹ · Jun Maekawa² · Keiichi Matsuda¹ · Vignesh Murugesan⁴ · Shunichi Nakatsubo¹⁴ · Tai Oshima^{2,11} · Alejandro Pascual Laguna^{3,4} · David J. Thoen³ · Paul P. van der Werf⁵ · Stephen J. C. Yates¹⁵ · Akira Endo³

the date of receipt and acceptance should be inserted later

a. E-mail: taniguchi@a.phys.nagoya-u.ac.jp

1. Division of Particle and Astrophysical Science, Graduate School of Science, Nagoya University, Furocho, Chikusa-ku, Nagoya, Aichi 464-8602, Japan
2. National Astronomical Observatory of Japan, 2-21-1 Osawa, Mitaka, Tokyo 181-8588, Japan
3. Faculty of Electrical Engineering, Mathematics and Computer Science, Delft University of Technology, Mekelweg 4, 2628 CD Delft, The Netherlands
4. SRON—Netherlands Institute for Space Research, Niels Bohrweg 4, 2333 CA Leiden, The Netherlands
5. Leiden Observatory, Leiden University, PO Box 9513, 2300 RA Leiden, The Netherlands
6. Kitami Institute of Technology, 165 Koen-cho, Kitami, Hokkaido 090-8507, Japan
7. Institute of Astronomy, Graduate School of Science, The University of Tokyo, 2-21-1 Osawa, Mitaka, Tokyo 181-0015, Japan
8. Kapteyn Astronomical Institute, University of Groningen, PO Box 800, NL-9700 AV Groningen, The Netherlands
9. Institute of Low Temperature Science, Hokkaido University, Sapporo 060-0819, Japan
10. Joint ALMA Observatory, Alonso de Córdova 3107, Vitacura, Santiago, Chile
11. The Graduate University for Advanced Studies (SOKENDAI), 2-21-1 Osawa, Mitaka, Tokyo 181-0015, Japan
12. Department of Physics, Toho University, 2-2-1 Miyama, Funabashi, Chiba 274-8510, Japan
13. Research Center for the Early Universe, Graduate School of Science, The University of Tokyo, 7-3-1 Hongo, Bunkyo-ku, Tokyo 113-0033, Japan
14. Institute of Space and Astronautical Science, Japan Aerospace Exploration Agency, Sagamihara 252-5210, Japan
15. SRON—Netherlands Institute for Space Research, Landleven 12, 9747 AD Groningen, The Netherlands

Abstract Integrated superconducting spectrometer (ISS) technology will enable ultra-wideband, integral-field spectroscopy for (sub)millimeter-wave astronomy, in particular, for uncovering the dust-obscured cosmic star formation and galaxy evolution over cosmic time. Here we present the development of DESHIMA 2.0, an ISS for ultra-wideband spectroscopy toward high-redshift galaxies. DESHIMA 2.0 is designed to observe the 220–440 GHz band in a single shot, corresponding to a redshift range of $z = 3.3\text{--}7.6$ for the ionized carbon emission ([C II] 158 μm). The first-light experiment of DESHIMA 1.0, using the 332–377 GHz band, has shown an excellent agreement among the on-sky measurements, the lab measurements, and the design. As a successor to DESHIMA 1.0, we plan the commissioning and the scientific observation campaign of DESHIMA 2.0 on the ASTE 10-m telescope in 2023. Ongoing upgrades for the full octave-bandwidth system include the wideband 347-channel chip design and the wideband quasi-optical system. For efficient measurements, we also develop the observation strategy using the mechanical fast sky-position chopper and the sky-noise removal technique based on a novel data-scientific approach. In the paper, we show the recent status of the upgrades and the plans for the scientific observation campaign.

Keywords Submillimeter astronomy, Microwave kinetic inductance detector, Integrated superconducting spectrometer, DESHIMA

1 Introduction

Wideband spectroscopy at millimeter and submillimeter wavelengths is a promising approach to uncovering the star formation history and galaxy evolution in the early universe. With the next-generation large single-dish telescopes [1, 2, 3], it offers a unique opportunity to probe the physical and chemical properties of dust-obscured interstellar media using atomic and molecular emission lines. For this purpose, the concept of an integrated superconducting spectrometer (ISS) has been proposed, which enables ultra-wideband ($\gtrsim 100$ GHz) and medium-resolution ($F/\Delta F \sim 500$) spectroscopy based on an on-chip filtering circuit [4, 5] or an on-chip diffraction grating [6], and microwave kinetic inductance detectors (MKIDs).

The deep spectroscopic high-redshift mapper (DESHIMA [5]) is an ISS primarily designed for blind redshift identification of dusty star-forming galaxies (DSFGs) in the $z \gtrsim 3$ universe using bright emission lines (e.g., [C II] 158 μm , [O III] 88 μm). The goal of DESHIMA is to achieve an instantaneous spectral bandwidth of ~ 200 GHz in the 1-mm band, which corresponds to the detectable redshift range of $z \sim 3\text{--}7$ in the case of [C II] observations.

We gave the first on-sky demonstration of ISS using a prototype DESHIMA that covered a 45-GHz (332–377 GHz) bandwidth (referred to as DESHIMA 1.0) on the Atacama Submillimeter Telescope Experiment (ASTE) 10-m telescope [7, 8] in 2017. We detected molecular emission lines from both Galactic and extragalactic sources. The noise equivalent flux density (NEFD) reached in these successful observations was consistent with that predicted from a theoretical model¹, showing an excellent agreement among the on-sky measurements, the lab measurements and the design [9].

In this paper, we present the development of DESHIMA 2.0, a successor to DESHIMA 1.0, for science-grade high-redshift spectroscopy. We overview DESHIMA 2.0 (Section 2) and show the upgrades of the instrument with an initial laboratory measurement (Section 3).

¹ A model that includes only photon noise and quasi-particle recombination noise as noise sources.

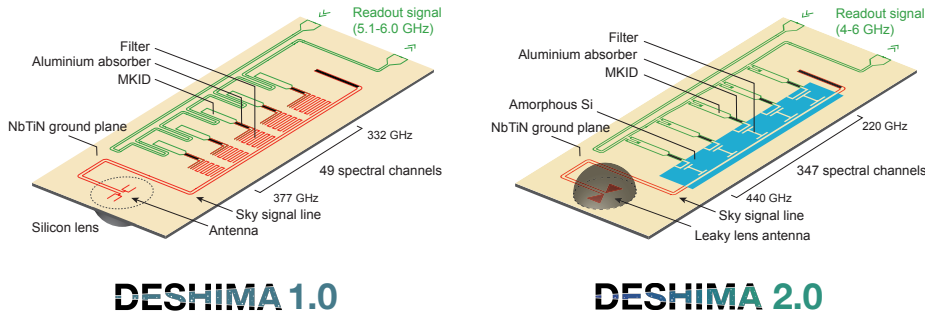


Fig. 1 The chip design of DESHIMA 2.0 (right panel) in comparison with that of DESHIMA 1.0 [5, 9] (left panel). The sky signal including both astronomical and atmospheric emission is coupled by an ultra-wideband leaky-lens antenna [10] and is guided to the subsequent filterbank. Each filter connects with an MKID and the change in the resonance frequency by incoming photons is measured through a single readout signal. An offline calibration is then carried out to convert the measured filter response into the brightness temperature of the signal [11]. The atmospheric emission is removed by offline signal processing (see also Section 4.2).

We describe the observation strategy for the detection of faint sources (Section 4). Finally we introduce the possible science cases of DESHIMA 2.0 on ASTE (Section 5).

2 DESHIMA 2.0

DESHIMA 2.0 is a single-pixel ISS operating at submillimeter wavelength and offers an instantaneous spectral bandwidth of 220 GHz ranging 220–440 GHz with 347 spectral channels. Fig. 1 shows the chip design of DESHIMA 2.0 in comparison with that of DESHIMA 1.0. DESHIMA 2.0 is designed to be installed on the ASTE 10-m telescope. The installation and commissioning of DESHIMA 2.0 and a subsequent three-month scientific observation campaign are planned in 2023.

One of the goals of DESHIMA 2.0 is to detect the redshifted [C II] emission from a bright DSFG (observed infrared luminosity of $L_{\text{IR}} \gtrsim 10^{13} L_{\odot}$) with an eight-hour (i.e., a night) ASTE observation including any overheads. The expected line flux ($\sim 10^{-18} \text{ W m}^{-2}$) is, however, fainter by at least an order of magnitude than that of the faintest target of DESHIMA 1.0. To achieve this goal, we upgrade both the instrument design and the observation strategy, the details of which are described in Sections 3 and 4, respectively.

	Specification	DESHIMA 1.0	DESHIMA 2.0
Instrument	Observed frequency range (GHz)	332–377	220–440
	(Detectable redshift range of [C II])	4.0–4.7	3.3–7.6
	Number of spectral channels	49	347
	Number of spatial pixels	1	1
	Number of polarizations	1	1
	Mean frequency resolution ($F/\Delta F$)	380	500
	Instrument optical efficiency (%)	2	8 (baseline), 16 (goal)
Observation	Antenna design	double-slot	leaky-lens
	On-source fraction (%)	8	30 (baseline), 40 (goal)
	Noise-removal method	direct subtraction	data-scientific subtraction

Table 1 Summary of the capabilities of DESHIMA 2.0 in comparison with DESHIMA 1.0. Note that we show both baseline (minimum requirement) and goal values in each specification of DESHIMA 2.0.

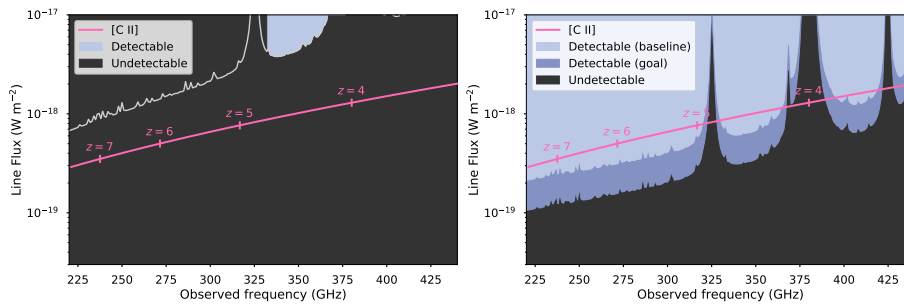


Fig. 2 Observed-frequency and line-flux space (colored regions) within which an astronomical signal can be detected at $S/N > 5$ with an eight-hour ASTE observation of DESHIMA 1.0 (left panel) and DESHIMA 2.0 (right panel). Overhead time such as off-source measurements is included in the observation time. An antenna elevation of 60 degree and a zenith precipitable water vapor of 1.0 mm are assumed during the observation. In both panels, we show the expected [C II] line flux curves of a DSFG ($L_{\text{IR}} = 3 \times 10^{13} L_{\odot}$) as a function of redshift ($z = 3.3\text{--}7.6$), assuming the infrared-to-[C II] conversion factor of $10^{-2.74}$ [12]. Note that there exist strong atmospheric absorptions at around 325, 365, 380, 425, and 440 GHz, where the detection needs much longer observation times or is impossible. The values are estimated by the open-source code `deshima-sensitivity` [13].

Table 1 and Fig. 2 show the capabilities and the expected sensitivity of DESHIMA 2.0 in comparison with DESHIMA 1.0, respectively. The observed frequency range corresponds to the detectable redshift range of $z = 3.3\text{--}7.6$ for [C II]. With improved sensitivity and efficiency, [C II] observations with DESHIMA 2.0 will bring us spectroscopic (i.e., redshift) identification of a single bright DSFG per night, which is efficient even compared with those with Atacama Large Millimeter/submillimeter Array (ALMA [14]).

3 Upgrades of the instrument

3.1 The chip design

To contiguously cover the 220 GHz bandwidth, we increase the number of filters and optimize the frequency resolution ($F/\Delta F$) of the DESHIMA 2.0 chip. We design to have 347 spectral channels and $F/\Delta F \simeq 500$ across the 220 GHz bandwidth [15]. Combined with the significant improvement in the instrument optical efficiency (see also table 1), the DESHIMA 2.0 chip aims to cover more than 90% of the bandwidth with sufficient filter response.

Fig. 3 shows the first-fabricated DESHIMA 2.0 chip and a laboratory measurement of the MKID response, demonstrating the instantaneous coverage of 222–425 GHz. Although the center frequencies and the Q factors of some MKIDs still require to be optimized in future fabrication runs, the current chip already merits telescope observations. The feasible sensitivity taking these effects into account are shown in a separate paper [16]. The fabrication of the on-chip filterbank will be discussed in detail in [17].

3.2 The quasi-optics design

To achieve good coupling efficiencies across an octave bandwidth, we adopt the leaky-lens antenna design [18, 19] for DESHIMA 2.0. Unlike the previous resonant double-slot an-

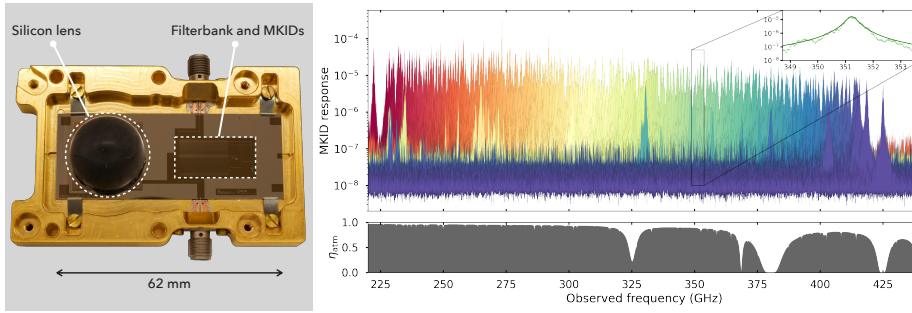


Fig. 3 A photograph of the first-fabricated DESHIMA 2.0 chip in a holder (left panel) and a laboratory measurement of the MKID response of each filter (right panel; in relative frequency shift, $\delta f/f$ [11]), plotted with the atmospheric transmission under the same conditions as Fig. 2. The number of spectral filters is 285, and the mean and standard deviation of their Q factors are 690 and 260, respectively. The inset shows the measurement of a typical spectral filter (center frequency of ~ 350 GHz) with a Lorentzian curve fit overlaid. Note that the slight filter gaps seen at 225 and 420 GHz are intentional for the laboratory measurement (i.e., making most outer filters isolated from others).

tenna, it offers frequency-independent beams and high aperture efficiency at submillimeter wavelength [20]. Fig. 3 also shows a silicon lens that covers the leaky-wave slot.

We estimate the aperture efficiency of the ASTE-DESHIMA system based on the leaky-lens antenna and the cryogenic system for DESHIMA 2.0. A simulation demonstrates that $\eta_{\text{ap}} > 0.55$ can be achieved over the entire frequency range of DESHIMA 2.0 [10].

4 Upgrades of observation strategy

4.1 The fast sky-position chopper

As a ground-based telescope instrument, removing fluctuation noises of the sky emission and the instrument (e.g., two-level noise) from observed data is essential for DESHIMA. We employ the widely-used position-switching (PSW) method, where a sky reference (off-source) spectrum is subtracted from a target (on-source) spectrum. The on-source efficiency is, however, often much lower than 50% due to the large dead time to move between two sky positions by antenna drive (see also table 1 for the case of DESHIMA 1.0).

To improve the efficiency, we develop the sky-position chopper designed to be installed between the secondary and tertiary mirrors of ASTE. Fig. 4 shows its illustration. Without antenna drive, it enables to switch two optical paths that point to different sky positions 234 arcsec apart. The switching frequency is set at 10 Hz so as to be faster than the knee frequencies of both the atmospheric noise and the dielectric two-level-system (TLS) noise (~ 1 Hz [21]). We estimate that the efficiency reaches 30–40%, which approaches the theoretical maximum on-source efficiency of 50%.

4.2 The data-scientific noise removal technique

As expected flux densities of scientific targets, especially DSFGs, are 3–4 orders of magnitudes fainter than the sky noise, longer ($\gtrsim 10$ hr) observations are often required to detect the line and continuum signals. Here, another issue of the PSW method is the degradation

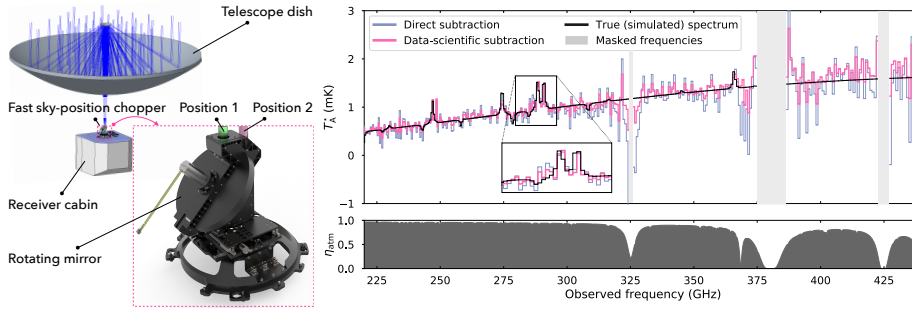


Fig. 4 Illustration of the fast sky-position chopper for ASTE (left panel) and a simulation of a DESHIMA 2.0 observation with the chopper toward a $z = 3$ DSFG reduced by different noise-removal methods (right panel). The simulated observation data including signals and noises are made by open-source codes TiEMPO [21, 24] and Ga1Spec [25]. The same conditions as Fig. 2 are assumed during a 30-min observation. In the direct subtraction method (a widely-used method), on- and off-source spectra of each switching cycle are subtracted in raw data form. In the data-scientific method (SPLITTER [23]), off-source spectra are modeled before subtraction, which avoids “addition” of stochastic photon noise or two-level noise of the instrument.

of the achieved noise level by a factor of $\sqrt{2}$ caused by direct subtraction between noisy spectra; in other words, it would take twice as long time as the pure photon-noise limit.

To make the observations more efficient, we adopt a data-scientific noise-removal approach [22] for DESHIMA 2.0. The stationary spectrum plus low-rank iterative transmittance estimator (SPLITTER [23]) decomposes observed time-series data (expressed as a matrix) into sky spectra (low-rank), astronomical signals (stationary), and stochastic noises without direct on-off subtraction. Fig. 4 shows a simulation-based observation with DESHIMA 2.0 reduced by SPLITTER, where the line and continuum signals of a DSFG are successfully “detected”. The achieved noise level is improved by a factor of 1.7 compared to the direct on-off subtraction, which is close to the expected improvement factor of $\sqrt{2}$. Testing this method with actual measured data is one of the objectives of the commissioning at ASTE.

5 Science cases

We offer the single-pointing and on-the-fly mapping modes. With the former mode enabled by the fast sky-position chopper, we plan a multi-line spectroscopic survey toward high-redshift DSFGs to identify their redshifts and investigate their physical properties. The ultra-wideband capability of DESHIMA 2.0 will enable rapid measurements of, for example, [C II] and highly-excited CO as probes of star-formation and interstellar heating sources such as AGNs, respectively. The feasibility of the survey is studied in a separate paper [16].

With the latter mode, we plan a multi-frequency continuum mapping observation toward a galaxy cluster RX J1347.5-1145 to measure the spectral shape of the Sunyaev-Zel’dovich effect (SZE) signal and constrain the kinetic SZE component. By combining several spectral channels, we estimate that a DESHIMA 2.0 observation with on-source time of eight hours will detect the signal in the 270 GHz band at $S/N \sim 5-10$. Note that, as ASTE/DESHIMA is a general-purpose spectrometer system, further science cases will also be possible.

6 Conclusions

We present the development of DESHIMA 2.0, an ultra-wideband (220–440 GHz) integrated superconducting spectrometer for submillimeter astronomy. Various upgrades of the instrument design and the observation strategy studied in the laboratory fabrication, the measurement, and the simulation ensure that DESHIMA 2.0 will detect faint emission from a high-redshift galaxy overnight, enabling the coming scientific observation campaign with the ASTE 10-m telescope in 2023.

Acknowledgements This research was supported by the Japan Society for the Promotion of Science JSPS (KAKENHI grant Nos. 17H06130, 18K03704) and the Joint Research Program of the Institute of Low Temperature Science, Hokkaido University (grant Nos. 21G024, 20G033). AE was supported by the Netherlands Organization for Scientific Research NWO (Vidi grant No. 639.042.423). JJAB was supported by the European Research Council ERC (ERC-CoG-2014 - Proposal n° 648135 MOSAIC). TT was supported by MEXT Leading Initiative for Excellent Young Researchers (grant No. JPMXS0320200188). YT and TJLCB are supported by NAOJ ALMA Scientific Research (grant No. 2018-09B). The ASTE telescope is operated by the National Astronomical Observatory of Japan (NAOJ).

References

1. R. Kawabe, K. Kohno, Y. Tamura, T. Takekoshi, T. Oshima, S. Ishii, in *Ground-based and Airborne Telescopes VI*, vol. 9906 (SPIE, 2016), vol. 9906, pp. 779 – 790. DOI 10.1117/12.2232202. URL <https://doi.org/10.1117/12.2232202>
2. P.D. Klaassen, T.K. Mroczkowski, C. Cicone, E. Hatziminaoglou, S. Sartori, C.D. Breuck, S. Bryan, S.R. Dicker, C. Duran, C. Groppi, H. Kaercher, R. Kawabe, K. Kohno, J. Geach, in *Ground-based and Airborne Telescopes VIII*, vol. 11445, ed. by H.K. Marshall, J. Spyromilio, T. Usuda. International Society for Optics and Photonics (SPIE, 2020), vol. 11445, pp. 544 – 563. URL <https://doi.org/10.1117/12.2561315>
3. Z. Lou, Y. xi Zuo, Q. jun Yao, S. cai Shi, J. Yang, X. peng Chen, *Appl. Opt.* **59**(11), 3353 (2020). DOI 10.1364/AO.388320. URL <https://opg.optica.org/ao/abstract.cfm?URI=ao-59-11-3353>
4. J. Wheeler, S. Hailey-Dunsheath, E. Shirokoff, P.S. Barry, C.M. Bradford, S. Chapman, G. Che, J. Glenn, M. Hollister, A. Kovács, H.G. LeDuc, P. Mauskopf, R. McGeehan, C.M. McKenney, R. O’Brien, S. Padin, T. Reck, C. Ross, C. Shiu, C.E. Tucker, R. Williamson, J. Zmuidzinas, in *Millimeter, Submillimeter, and Far-Infrared Detectors and Instrumentation for Astronomy VIII*, vol. 9914, ed. by W.S. Holland, J. Zmuidzinas. International Society for Optics and Photonics (SPIE, 2016), vol. 9914, pp. 904 – 912. URL <https://doi.org/10.1117/12.2233798>
5. A. Endo, K. Karatsu, A. Pascual Laguna, B. Mirzaei, R. Huiting, D. Thoen, V. Murugesan, S.J.C. Yates, J. Bueno, N.V. Marrewijk, S. Bosma, O. Yurduseven, N. Llombart, J. Suzuki, M. Naruse, P.J. de Visser, P.P. van der Werf, T.M. Klapwijk, J.J.A. Baselmans, *Journal of Astronomical Telescopes, Instruments, and Systems* **5**(3), 1 (2019). DOI 10.1117/1.JATIS.5.3.035004. URL <https://doi.org/10.1117/1.JATIS.5.3.035004>
6. G. Cataldo, E.M. Barrentine, B.T. Bulcha, N. Ehsan, L.A. Hess, O. Noroozian, T.R. Stevenson, K. U-Yen, E.J. Wollack, S.H. Moseley, *Journal of Low Temperature Physics* **193**(5-6), 923 (2018). DOI 10.1007/s10909-018-1902-7

7. H. Ezawa, R. Kawabe, K. Kohno, S. Yamamoto, in *Ground-based Telescopes*, vol. 5489, ed. by J.M.O. Jr. International Society for Optics and Photonics (SPIE, 2004), vol. 5489, pp. 763 – 772. URL <https://doi.org/10.1117/12.551391>
8. H. Ezawa, K. Kohno, R. Kawabe, S. Yamamoto, H. Inoue, H. Iwashita, H. Matsuo, T. Okuda, T. Oshima, T. Sakai, K. Tanaka, N. Yamaguchi, G.W. Wilson, M.S. Yun, I. Aretxaga, D. Hughes, J. Auermann, T.A. Perera, K.S. Scott, L. Bronfman, J.R. Cortes, in *Ground-based and Airborne Telescopes II*, vol. 7012, ed. by L.M. Stepp, R. Gilmozzi. International Society for Optics and Photonics (SPIE, 2008), vol. 7012, pp. 88 – 96. URL <https://doi.org/10.1117/12.789652>
9. A. Endo, K. Karatsu, Y. Tamura, T. Oshima, A. Taniguchi, T. Takekoshi, S. Asayama, T.J.L.C. Bakx, S. Bosma, J. Bueno, K.W. Chin, Y. Fujii, K. Fujita, R. Huiting, S. Ikarashi, T. Ishida, S. Ishii, R. Kawabe, T.M. Klapwijk, K. Kohno, A. Kouchi, N. Llombart, J. Maekawa, V. Murugesan, S. Nakatsubo, M. Naruse, K. Ohtawara, A. Pascual Laguna, J. Suzuki, K. Suzuki, D.J. Thoen, T. Tsukagoshi, T. Ueda, P.J.d. Visser, P.P.v.d. Werf, S.J.C. Yates, Y. Yoshimura, O. Yurduseven, J.J.A. Baselmans, *Nature Astronomy* pp. 1–8 (2019). DOI 10.1038/s41550-019-0850-8
10. S.O. Dabironezare, Fourier optics field representations for the design of wide field-of-view imagers at sub-millimetre wavelengths. Ph.D. thesis, Delft University of Technology (2020)
11. T. Takekoshi, K. Karatsu, J. Suzuki, Y. Tamura, T. Oshima, A. Taniguchi, S. Asayama, T.J.L.C. Bakx, J.J.A. Baselmans, S. Bosma, J. Bueno, K.W. Chin, Y. Fujii, K. Fujita, R. Huiting, S. Ikarashi, T. Ishida, S. Ishii, R. Kawabe, T.M. Klapwijk, K. Kohno, A. Kouchi, N. Llombart, J. Maekawa, V. Murugesan, S. Nakatsubo, M. Naruse, K. Ohtawara, A. Pascual Laguna, K. Suzuki, D.J. Thoen, T. Tsukagoshi, T. Ueda, P.J.d. Visser, P.P.v.d. Werf, S.J.C. Yates, Y. Yoshimura, O. Yurduseven, A. Endo, *Journal of Low Temperature Physics* pp. 1–9 (2020). DOI 10.1007/s10909-020-02338-0
12. M. Bonato, M. Negrello, Z.Y. Cai, G. De Zotti, A. Bressan, A. Lapi, C. Gruppioni, L. Spinoglio, L. Danese, *Monthly Notices of the Royal Astronomical Society* **438**(3), 2547 (2014). DOI 10.1093/mnras/stt2375. URL <https://doi.org/10.1093/mnras/stt2375>
13. A. Endo, A. Taniguchi, S.A. Brackenhoff, Y. Togami, K. Matsuda, M. Hagimoto, *deshima-dev/deshima-sensitivity* (2021). DOI 10.5281/zenodo.4885192. URL <https://doi.org/10.5281/zenodo.4885192>
14. A. Wootten, A.R. Thompson, (2009), vol. 97, pp. 1463–1471. DOI 10.1109/JPROC.2009.2020572
15. A. Pascual Laguna, K. Karatsu, D.J. Thoen, V. Murugesan, B.T. Buijtdorp, A. Endo, J.J.A. Baselmans, *IEEE Transactions on Terahertz Science and Technology* **11**(6), 635 (2021). DOI 10.1109/TTHZ.2021.3095429
16. M. Rybak, T. Bakx, J. Baselmans, K. Karatsu, K. Kohno, T. Takekoshi, Y. Tamura, A. Taniguchi, P. van der Werf, A. Endo, *Journal of Low Temperature Physics* (2022). DOI 10.1007/s10909-022-02730-y
17. D.J. Thoen, V. Murugesan, A. Pascual Laguna, K. Karatsu, A. Endo, J.J.A. Baselmans, *Journal of Vacuum Science & Technology B* **40**(5), 052603 (2022). DOI 10.1116/6.0001918. URL <https://doi.org/10.1116/6.0001918>
18. A. Neto, *IEEE Transactions on Antennas and Propagation* **58**(7), 2238 (2010). DOI 10.1109/TAP.2010.2048879
19. A. Neto, S. Monni, F. Nennie, *IEEE Transactions on Antennas and Propagation* **58**(7), 2248 (2010). DOI 10.1109/TAP.2010.2048880

20. S. Hähnle, O. Yurduseven, S. van Berkel, N. Llombart, J. Bueno, S.J.C. Yates, V. Murgesan, D.J. Thoen, A. Neto, J.J.A. Baselmans, *IEEE Transactions on Antennas and Propagation* **68**(7), 5675 (2020). DOI 10.1109/TAP.2019.2963563
21. E. Huijten, Y. Roelvink, S.A. Brackenhoff, A. Taniguchi, T.J.L.C. Bakx, K.B. Marthi, S. Zaalberg, A.K. Doing, J.J.A. Baselmans, K.W. Chin, R. Huiting, K. Karatsu, A. Pascual Laguna, Y. Tamura, T. Takekoshi, S.J.C. Yates, M. van Hoven, A. Endo, *Journal of Astronomical Telescopes, Instruments, and Systems* **8**(2), 1 (2022). DOI 10.1117/1.JATIS.8.2.028005. URL <https://doi.org/10.1117/1.JATIS.8.2.028005>
22. A. Taniguchi, Y. Tamura, S. Ikeda, T. Takekoshi, R. Kawabe, *The Astronomical Journal* **162**(3), 111 (2021). DOI 10.3847/1538-3881/ac11f7. URL <https://doi.org/10.3847/1538-3881/ac11f7>
23. S.A. Brackenhoff, *Splitter: A data model and algorithm for detecting spectral lines and continuum emission of high-redshift galaxies using deshima 2.0*. Master's thesis, Delft University of Technology (2021)
24. E. Huijten, S.A. Brackenhoff. *deshima-dev/tiempo_deshima* (2021). DOI 10.5281/zenodo.4639721. URL <https://doi.org/10.5281/zenodo.4639721>
25. T.J.L.C. Bakx, S.A. Brackenhoff. *deshima-dev/galspec: Update release* (2020). DOI 10.5281/zenodo.4279062. URL <https://doi.org/10.5281/zenodo.4279062>