

A 400 Trillion-Grid Vlasov Simulation on Fugaku Supercomputer: Large-Scale Distribution of Cosmic Relic Neutrinos in a Six-dimensional Phase Space

Kohji Yoshikawa*
kohji@ccs.tsukuba.ac.jp
Center for Computational Sciences,
University of Tsukuba
Tsukuba, Japan

Satoshi Tanaka
satoshi.tanaka@yukawa.kyoto-u.ac.jp
Yukawa Institute for Theoretical
Physics, Kyoto University
Kyoto, Japan

Naoki Yoshida
naoki.yoshida@ipmu.jp
Kavli Institute for the Physics and
Mathematics of the Universe, The
University of Tokyo
Kashiwa, Japan

ABSTRACT

We report a Vlasov simulation of cosmic relic neutrinos combined with N -body simulation of cold dark matter in the context of large-scale structure formation in the Universe performed on Fugaku supercomputer. Gravitational dynamics of the neutrinos is followed, for the first time, by directly integrating the Vlasov equation in a six-dimensional phase space. Our largest simulation combines the Vlasov simulation on 400 trillion grids and 330 billion-body calculations in a self-consistent manner, and reproduces accurately the nonlinear dynamics of neutrinos in the Universe. The novel high-order Vlasov solver is optimized by combining an array of state-of-the-art numerical schemes and fully utilizing the SIMD instructions on the A64FX processors. Time-To-Solution of our simulation is an order of magnitude shorter than the largest N -body simulations. The performance scales excellently with up to 147,456 nodes (7 million CPU cores) on Fugaku; the weak and strong scaling efficiencies are 82% – 96% and 82% – 93%, respectively.

KEYWORDS

large-scale structure in the universe, comic relic neutrino, Vlasov simulation, Fugaku

ACM Reference Format:

Kohji Yoshikawa, Satoshi Tanaka, and Naoki Yoshida. 2021. A 400 Trillion-Grid Vlasov Simulation on Fugaku Supercomputer: Large-Scale Distribution of Cosmic Relic Neutrinos in a Six-dimensional Phase Space. In *The International Conference for High Performance Computing, Networking, Storage and Analysis (SC '21)*, November 14–19, 2021, St. Louis, MO, USA. ACM, New York, NY, USA, 11 pages. <https://doi.org/10.1145/3458817.3487401>

1 JUSTIFICATION FOR ACM GORDON BELL PRIZE

We present a series of hybrid Vlasov/ N -body simulation of the large-scale structure formation in the Universe. This includes the

*corresponding author

Permission to make digital or hard copies of all or part of this work for personal or classroom use is granted without fee provided that copies are not made or distributed for profit or commercial advantage and that copies bear this notice and the full citation on the first page. Copyrights for components of this work owned by others than ACM must be honored. Abstracting with credit is permitted. To copy otherwise, or republish, to post on servers or to redistribute to lists, requires prior specific permission and/or a fee. Request permissions from permissions@acm.org.
SC '21, November 14–19, 2021, St. Louis, MO, USA

© 2021 Association for Computing Machinery.
ACM ISBN 978-1-4503-8442-1/21/11...\$15.00
<https://doi.org/10.1145/3458817.3487401>

world's first Vlasov simulation of cosmic relic neutrinos performed on a full six-dimensional phase space domain, and the largest Vlasov simulation ever conducted. This is also the first successful run in the world that combines the complementary advantages of the particle-based N -body simulation and the Vlasov simulation for a mixture of different kinds of matter components. Our simulations are performed on Fugaku supercomputer installed at RIKEN Center for Computational Sciences with up to 147,456 nodes (7,077,888 CPU cores). We achieve very high scalability of Vlasov simulations and also of the whole end-to-end simulations both for weak and strong scaling efficiencies. At the same time, the time-to-solution is improved by an order of magnitude to obtain numerical results on the dynamics of massive neutrinos in the Universe with an equivalent spatial resolution and with much superior discreteness noise level to those of existing state-of-the-art particle-based N -body simulations.

2 PERFORMANCE ATTRIBUTES

Category of achievement	scalability, time-to-solution
Type of method used	explicit
Results reported on the basis of	whole application including I/O
Precision reported	mixed precision
System scale	measured on the full system
Measurement mechanism	timers

3 OVERVIEW OF THE PROBLEM

Neutrinos are elementally particles that are assumed to be massless like photons in the standard model of particle physics. Discovery of neutrino oscillation [10] revealed, however, that neutrinos have finite masses, suggesting some unknown physics beyond the standard model. Despite its fundamental importance in understanding the origin of matter and anti-matter asymmetry, the absolute mass-scale of neutrinos remains highly uncertain. So far, the neutrino oscillation experiments provide only *lower bounds* on the neutrino mass. Although several terrestrial particle experiments have been conducted to measure the neutrino mass through tritium beta decay and neutrinoless double beta decay, such experiments place only upper limits on the total absolute mass of neutrinos.

A promising approach is to measure the neutrino mass through the dynamical effect on cosmic structure formation. The standard cosmological model posits that the large-scale structure (LSS) of

the Universe formed through gravitational amplification of tiny density fluctuations left over from the Big Bang. The model also predicts that there exist 'relic' neutrinos that permeate the Universe from the early through to the present epoch. The fractional energy density of the massive neutrinos scales with the total mass of the three neutrino species, and is estimated to be of the order 10^{-3} – 10^{-2} . Despite the small contribution to the present-day cosmic energy budget, relic neutrinos with finite mass (hereafter massive neutrinos) influence significantly the LSS formation through gravitational interaction with other non-relativistic matter dominated by the so-called cold dark matter (CDM). The primary effect of massive neutrinos is to suppress the nonlinear growth of large-scale density fluctuations through collisionless damping. The massive neutrinos have very large velocity dispersion and effectively prevent clustering of themselves and of other matter. Since the velocity dispersion directly depends on the neutrino mass, we can, in principle, constrain or measure the neutrino mass by detecting and precisely modeling the collisionless damping effect imprinted in the LSS. This offers a novel and promising method for *measuring* the neutrino mass from cosmological observations such as galaxy surveys.

So far, particle-based N -body methods have been a primary choice in numerical simulations of the cosmic structure formation. The gravitational dynamics of CDM and massive neutrinos are followed numerically by N -body methods with employing a large number of particles [2, 3, 13, 14]. Unfortunately, there remain several intrinsic drawbacks in such N -body simulations. An N -body simulation statistically samples the matter distribution in the six-dimensional phase space (three-dimensional physical space and three-dimensional velocity or momentum space) using a finite number of discrete "super-particles" in a Monte-Carlo manner. The numerical results are then susceptible to the well-known shot noise. The discreteness noise critically compromises the results when a "hot" component with a very large velocity dispersion like massive neutrinos is simulated (see our results in §5.4). Furthermore, particle-based methods are not well-suited to accurately reproduce collisionless damping, in which the high-velocity component in the tail of the velocity distribution plays a crucial role. Clearly, it is desirable to adopt a numerical scheme that accurately represents the continuous and extended velocity distribution in a multi-dimensional phase space.

Here, we propose a completely new approach that explicitly follows the dynamics of massive neutrinos by solving time evolution of their distribution function with the finite volume method. Our approach eliminates the above-described numerical problems by representing the massive neutrino as a continuous medium in the six-dimensional phase space. This approach enables us to reproduce the neutrino distribution *without* shot noise, even when the velocity distribution has a broad, extended tail [26].

Since the cosmic relic neutrinos can be regarded as a collisionless matter, the time evolution of their distribution function is described by the collisionless Boltzmann equation or the Vlasov equation:

$$\frac{\partial f(\mathbf{x}, \mathbf{u}, t)}{\partial t} + \frac{\mathbf{u}}{a(t)^2} \cdot \frac{\partial f(\mathbf{x}, \mathbf{u}, t)}{\partial \mathbf{x}} - \frac{\partial \phi(\mathbf{x}, t)}{\partial \mathbf{x}} \cdot \frac{\partial f(\mathbf{x}, \mathbf{u}, t)}{\partial \mathbf{u}} = 0, \quad (1)$$

where $a(t)$ is the scale factor describing the time dependence of the cosmic expansion, $f(\mathbf{x}, \mathbf{u}, t)$ is the distribution function of massive neutrinos as a function of the comoving spatial position \mathbf{x} and the canonical velocity $\mathbf{u} = a(t)^2 \dot{\mathbf{x}}$. The gravitational potential $\phi(\mathbf{x})$ satisfies the Poisson equation given by

$$\nabla^2 \phi(\mathbf{x}, t) = 4\pi G a(t)^2 [\rho(\mathbf{x}, t) - \bar{\rho}(t)], \quad (2)$$

where G is the gravitational constant, and $\rho(\mathbf{x}, t)$ and $\bar{\rho}(t)$ are the mass density field and its spatial average, respectively. Hereafter, our approach that directly integrates equations (1) and (2) is referred to as Vlasov simulation.

4 CURRENT STATE OF THE ART

The currently largest N -body simulation of the LSS in the Universe that includes massive neutrinos is the TianNu simulation performed on China's Tianhe-2 supercomputer employing 6912^3 CDM particles and 13824^3 neutrino particles [7, 27]. Their numerical code, CUBEP³M, adopts a variant of Particle–Particle–Particle–Mesh (PPPM) scheme [11] which improves the force resolution by appending the gravitational force obtained with the Particle–Mesh (PM) scheme with a short-range Particle–Particle (PP) force. In CUBEP³M code, the PM scheme is further split into two-level PM calculation to reduce the MPI communication required in solving the gravitational potential. In the TianNu simulation, CDM particles are initialized at the cosmological redshift of 100, when the age of the Universe is 16 million years. The neutrino particles are placed later when the system has evolved over 1 billion years. The two components are then evolved to the present Universe. Their CUBEP³M code achieves 72% weak scaling efficiency on 13,824 computational nodes (331,776 cores) of Tianhe-2 supercomputer, and the total wall clock time to complete their simulation is 52 hours.

5 INNOVATIONS REALIZED

5.1 Vlasov Simulation in Six-Dimensional Phase Space and Combination with N -body Simulation

5.1.1 Vlasov Simulation. One of our main innovations is completion of Vlasov simulation of collisionless self-gravitating matter in the six-dimensional phase space. Historically, Vlasov simulations have been used in studies of collisionless plasma as well as collisionless self-gravitating systems [5, 8, 9, 15]. Unfortunately, the applications are limited only to problems with spatially one- or two-dimensions, because of an extremely large amount of memory and computational cost necessary even for spatially two-dimensional problems. Five-dimensional gyrokinetic Vlasov simulations performed in numerical simulations of low-beta plasma [12, 25] are the ones with the highest dimensionality ever conducted. The advent of exaflop-class supercomputers, together with significant advances in numerical techniques, finally allows us to perform Vlasov simulations in the full six-dimensional phase space.

The Vlasov equation (1) is solved with a spatially fifth-order finite volume method (see §5.2). The six-dimensional phase space volume is discretized on a uniform Cartesian grid both in the spatial and velocity domains. The number of grids in the spatial and velocity spaces are referred to as N_x and N_u , respectively. We adopt the

directional splitting method [4], in which the Vlasov equation (1) is split into six one-dimensional advection equations: three in the physical space

$$\frac{\partial f}{\partial t} + \frac{u_i}{a(t)^2} \frac{\partial f}{\partial x_i} = 0 \quad (i = 1, 2, 3) \quad (3)$$

and another set of three advection equations in the velocity space

$$\frac{\partial f}{\partial t} - \frac{\partial \phi}{\partial x_i} \frac{\partial f}{\partial u_i} = 0 \quad (i = 1, 2, 3), \quad (4)$$

where $(x_1, x_2, x_3) = (x, y, z)$ and $(u_1, u_2, u_3) = (u_x, u_y, u_z)$.

The time evolution of the distribution function from $t = t^n$ to $t^{n+1} = t^n + \Delta t$ is performed as

$$\begin{aligned} f(\mathbf{x}, \mathbf{u}, t^{n+1}) &= D_{u_z}(\Delta t/2) D_{u_y}(\Delta t/2) D_{u_x}(\Delta t/2) \\ &\times D_x(\Delta t) D_y(\Delta t) D_z(\Delta t) \\ &\times D_{u_z}(\Delta t/2) D_{u_y}(\Delta t/2) D_{u_x}(\Delta t/2) f(\mathbf{x}, \mathbf{u}, t^n), \end{aligned} \quad (5)$$

where $D_\ell(\Delta t)$ denotes an operator to advance an advection equation along ℓ -direction. Details of the numerical scheme to advance an advection equation and its implementation are described in §5.2 and §5.3, respectively. In our implementation, we adopt the single precision floating point arithmetics for the Vlasov simulations.

5.1.2 Combination with N -body Simulation. Our simulations follow structure formation in a realistic, observationally motivated cosmological model where there exist both a dynamically cold component (CDM) and a hot thermal relic (massive neutrino) that mutually interact through gravity. Therefore, the dynamics of CDM and massive neutrinos need to be solved simultaneously in a fully-coupled and self-consistent manner. It is important to realize that the CDM component can be appropriately treated by a conventional N -body method, because CDM is literally “cold” and has a very compact distribution in the velocity-space initially. We thus devise a hybrid of N -body and Vlasov approaches, in which we adopt a sophisticated N -body method to solve the equation of motion of N -body particles that represent the CDM component, whereas we directly integrate the Vlasov equation (1) for the massive neutrinos. Note that both of the CDM and neutrino components share the common gravitational potential; the mass density field $\rho(\mathbf{x}, t)$ in equation (2) is the sum of CDM and massive neutrinos. The mass density of CDM is obtained from the distribution of N -body particles, and that of massive neutrinos is obtained by integrating the distribution function over the entire velocity space.

We employ the TreePM (Tree Particle-Mesh) method [1, 6] to perform the N -body simulation for the CDM component. The TreePM scheme splits the gravitational force into two parts, short- and long-range forces each of which is computed with the tree and particle-mesh (PM) schemes, respectively. In the PM scheme, the gravitational potential is computed on a regular mesh grid (hereafter, the PM mesh grid) for the mass density field contributed by the CDM component *and* by the massive neutrinos. The long-range gravitational force at an arbitrary position is computed by differentiating and interpolating the gravitational potential defined on the PM mesh grid. Since we impose periodic boundary conditions, we solve the Poisson equation (2) with the convolution method [11] using Fast Fourier Transform (FFT). The short-range gravitational forces between N -body particles are computed with the tree algorithm to improve the force resolution in the high density regions

which is otherwise missed in the conventional PM scheme. The calculation of the short-range forces is computed by a highly optimized gravity kernel, in which the force calculation is accelerated with the aid of SIMD instructions. It is originally developed for x86 architecture with SSE and AVX instruction sets (see [17, 24]) and is named “Phantom-GRAPE” after the API compatibility to GRAPE-5[16]. We port Phantom-GRAPE to Fujitsu A64FX processors on Fugaku supercomputer using the SIMD instruction set available on an A64FX processor, the Scalable Vector Extension (SVE) instruction set. The details of the implementation using SIMD instructions can be found in [24]. With the aid of the SVE instruction set, we achieve the performance of 1.2×10^9 interactions/sec on a single core of a A64FX processor, whereas that of implementation without explicit use of the SVE instruction set is 2.4×10^7 interactions/sec.

For a simulation with N_{CDM} particles for the CDM component, we set the number of the PM mesh grid N_{PM} to $N_{\text{PM}} = N_{\text{CDM}}/3^3$ so that the elapsed time required for the N -body part is the shortest. We note that the positions and velocities of the N -body particles are represented by double precision floating point numbers.

5.1.3 Domain Decomposition. We consider a six-dimensional phase space domain defined on $0 \leq x, y, z \leq L$ and $-V \leq u_x, u_y, u_z < V$ in the Cartesian coordinate. We evenly decompose the physical space along each spatial axis for parallelization with MPI, but the velocity space is not decomposed. Each spatial grid point holds an entire mesh grid for the velocity space so that the calculation of the velocity moments of the distribution functions such as mass density, mean velocity and velocity dispersion tensor can be performed *without* any data transfer among MPI processes. This efficient strategy helps us with improving the overall performance of our code. In what follows, let us denote the numbers of decomposed sub-domain as n_x , n_y and n_z per side along x , y and z axes, respectively, and also the number of MPI processes as $N_{\text{proc}} = n_x n_y n_z$.

In the N -body calculation part, the distribution of N -body particles is decomposed into evenly spaced $n_x \times n_y \times n_z$ regions. As for the PM scheme to compute the long-range gravitational forces, the CDM density field is computed on the PM mesh grids in each three-dimensionally decomposed domain, then is transferred among MPI processes so that the entire density field is decomposed into a two-dimensional manner, because the efficient parallel three-dimensional FFT software library in the Fujitsu SSL II/MPI package available on Fugaku supercomputer supports the two-dimensionally decomposed data layout. Aside from the parallel FFT, the MPI data communication in N -body part mainly takes place in computing the mass density field contributed by the N -body particles and also in computing the short-range forces of the N -body particles with the tree method, both of which require N -body particle distribution in the vicinity of adjacent domain boundaries.

5.2 Spatially High-Order Advection Scheme With A Single-Stage Time Integration

One of the potential drawbacks of our Vlasov simulation is the large amount of memory required to configure mesh grids not only in the physical space but also in the velocity space. Thus, the spatial resolution of Vlasov simulations is limited compared to conventional N -body simulations, even with currently available state-of-the-art supercomputers. It is not practical to improve the

spatial and/or velocity resolutions by simply increasing the number of mesh grids. Thus, it is important to adopt a numerical scheme with spatially high-order accuracy and to effectively improve the spatial resolution for a given number of mesh grid. It would be also ideal to satisfy both monotonicity and positivity of numerical solutions considering the physical and mathematical characteristics of the Vlasov equation (1) and advection equations (3,4). Note that numerical advection schemes with a spatially high-order accuracy generally require high-order temporal accuracy as well, in order to obtain numerically stable solutions. Hence one usually adopts a time integration scheme with multiple stages such as temporally high order TVD Runge-Kutta schemes [21] at the expense of increased computational costs.

To realize spatially high order scheme with less computational cost, we devise and adopt a novel numerical scheme, SL-MPP5 [23], which has spatially fifth-order accuracy with the monotonicity and positivity (MP) preservation and a temporally high-order time integration scheme with only a single stage. The coexistence of a spatially high order MP preserving schemes and a single stage time integration scheme is realized for the first time in our new scheme by replacing the polynomially reconstructed numerical fluxes at mesh boundaries in the standard MP preserving scheme [22] with the ones constructed with the conservative semi-Lagrange schemes [19, 20]. With this prescription, we are able to obtain numerically stable solutions with spatially high order accuracy using computationally less expensive time integration scheme. This results in significant reduction of the overall computational cost of the Vlasov simulation. Spatially fifth order schemes with conventional time integration schemes usually require temporally third order time integration schemes. In other words, it would be necessary to perform calculations of numerical fluxes three times per step. Our new scheme requires the calculation of numerical fluxes only once per time step, and thus reduces the computational cost drastically.

5.3 Efficient SIMD Vectorization in Vlasov Simulation

In order to realize the best possible performance on modern processor architectures, SIMD vectorization is indispensable for optimization. Fujitsu A64FX processor in Fugaku supercomputer also has the SIMD instruction set named Scalable Vector Extension (SVE), and can perform eight and 16 operations of 64-bit and 32-bit data elements in parallel, respectively. We explicitly utilize the SIMD instructions in implementing the advection schemes described in §5.2.

Here, we describe our approach in two dimensions as a clear-cut case. It can be readily extended to six-dimensional cases. Let us consider a two-dimensional advection equation

$$\frac{\partial f(x, y, t)}{\partial t} + v_x \frac{\partial f(x, y, t)}{\partial x} + v_y \frac{\partial f(x, y, t)}{\partial y} = 0, \quad (6)$$

where v_x and v_y are the advection velocities along x and y axes, respectively. We adopt the directional splitting method to solve this equation; we sequentially advance an advection equation along x -direction

$$\frac{\partial f(x, y, t)}{\partial t} + v_x \frac{\partial f(x, y, t)}{\partial x} = 0 \quad (7)$$

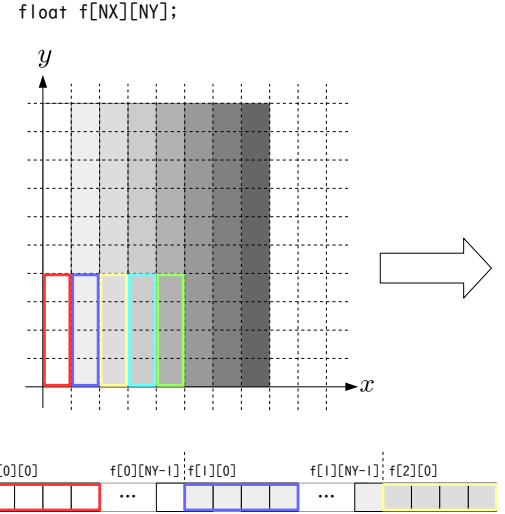


Figure 1: Schematic illustration of SIMD vectorization in advancing the Equation (7). Colored boxes show the data layout loaded to individual SIMD registers, where the vector width is set to four. Note that the data in a SIMD register have continuous memory addresses. See the data layout in the bottom panel.

and one along y -direction

$$\frac{\partial f(x, y, t)}{\partial t} + v_y \frac{\partial f(x, y, t)}{\partial y} = 0. \quad (8)$$

Suppose that the function $f(x, y, t)$ is regularly discretized on the xy -plane with the mesh grid as shown in Figure 1. In numerically advancing the advection equation (7) along the x -axis, it is straightforward to perform the time integration for multiple rows with SIMD instructions. Since the discretized data along the y -axis have continuous memory addresses, the data aligned along the y -axis (enclosed by each colored boxes in Figure 1) can be loaded to a SIMD register with a single instruction. We can then solve (7) in parallel for multiple indices of the y -coordinate with SIMD instructions.

The time integration along the x -axis with SIMD instructions is not as simple as that along the y -axis. In order to exploit SIMD instructions to integrate (8) in parallel for multiple columns, we need to load a set of data in discontinuous memory addresses into SIMD registers as shown in Figure 2. This introduces significant overhead of memory operations and hampers efficient SIMD workflows.

We utilize an efficient approach named “load and transpose” (LAT) method to use the SIMD instruction set in solving equation (8) along the y -axis. First, we load the data along the y -axis in the same manner as integrating (7) along the x -axis, as shown in the left panel of Figure 3. In the case with the SIMD width of n , the discretized data in n contiguous columns are loaded to n SIMD registers. Then, the layout of $n \times n$ data elements on the n SIMD registers are transposed as shown in the right panel of Figure 3. The transpose of data on SIMD registers can be done “in-place” by

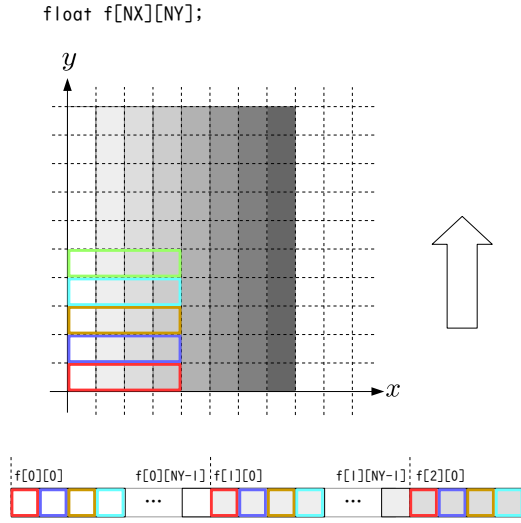


Figure 2: Illustration of the data layout on SIMD registers required to perform SIMD vectorization in advancing (8) along the y -axis for multiple columns. Data in discontinuous addresses should be packed into individual SIMD registers (colored boxes).

repeatedly shuffling the data elements between SIMD registers. 64 SIMD instructions is required to transpose 16×16 data layout on 16 SIMD registers. The resulting data layouts on the SIMD registers are the same as depicted in Figure 2, which are suitable to perform advancing equation (8) in parallel for multiple columns with SIMD instructions. Since the shuffle operations on SIMD registers can be performed very quickly compared with memory operations on cache and on the main memory, we can perform the time integration of equation (8) using SIMD instructions with a significantly small overhead of memory operations. The LAT method is effective in solving advection equations not only in the two-dimensional space but also in higher dimensional cases, and can be extended to our Vlasov simulations in the six-dimensional phase space.

List 1: Structure of discretized distribution function

```

1 struct _df {
2     float dens, ux_mean, uy_mean, uz_mean;
3     float dfv[NUX][NUY][NUZ];
4 };
5
6 struct _df *df = (struct _df *) \
7     malloc(sizeof(struct _df)*NX*NY*NZ);

```

When we solve the Vlasov equation, the discretized six-dimensional distribution function is defined as shown in List 1, where NX , NY and NZ are the numbers of spatial mesh grids along x , y and z -directions, and NUX , NUY and NUZ are those of velocity mesh grids along u_x , u_y and u_z directions, respectively. Time integration of the Vlasov equation along a direction is implemented in the form of a sextuple loop. The SIMD vectorization in solving the advection equations along all the directions except for the u_z -axis can be done in the

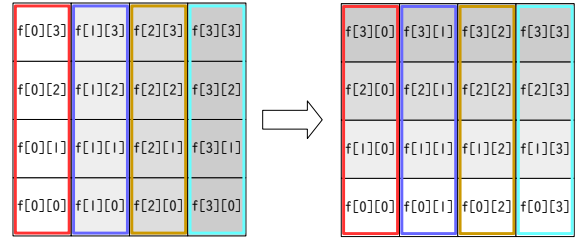


Figure 3: Transpose of 4×4 elements on four SIMD registers to re-arrange data layout. This is optimal to perform parallel advancing of equation (8) with SIMD instructions. Colored boxes indicate SIMD registers.

Table 1: Performance of Vlasov simulation per CMG with and without SIMD instructions and the LAT method.

Direction	w/o SIMD inst.	w/ SIMD inst.	w/ LAT method
u_x	4.84 [Gflops]	176.7 [Gflops]	–
u_y	7.14 [Gflops]	233.3 [Gflops]	–
u_z	7.44 [Gflops]	17.9 [Gflops]	224.2 [Gflops]
x	5.51 [Gflops]	150.0 [Gflops]	–
y	6.88 [Gflops]	154.1 [Gflops]	–
z	6.50 [Gflops]	149.2 [Gflops]	–

same manner as depicted in Figure 1 by running the second innermost loop over the index associated with the u_z -axis. Advection along the u_z -axis corresponds to the case shown in Figure 2.

We show the performance gain with the aid of the SIMD instruction set and the LAT method on a A64FX processor in Table 1. There, we list the performance per core memory group (CMG, see below for the details) of A64FX processor (see §6) measured in a set of Vlasov simulations with $N_x = 32^3$ and $N_u = 64^3$ performed on two nodes with and without the explicit use of SIMD instructions and the LAT method. Clearly, the explicit use of SIMD instructions improves the performances by a factor of 30 in the velocity space except for the one along the u_z -axis, and by a factor of 18 in the physical space. Note that the performance along the u_z -axis is significantly lower even with the explicit use of the SIMD instructions. This is owing to the inefficient load operations to SIMD registers. With the use of the LAT method in solving the advection equation along the u_z -axis, we have significantly improved the efficiency of data load into SIMD registers. The resulting performance is as good as those along the other axes in the velocity space.

It is clearly seen that the performances in the velocity space (the upper three items in Table 1) is better than those in the physical space (lower three items). This is because the operations in the advection in the physical space include the data copy from/to the

ghost mesh grid for the MPI communication. Therefore, the performance of the velocity space advection can be regarded as an “uncontaminated” sustained performance of our scheme on a single CMG, and achieves 12 – 15% of the theoretical peak performance in a single precision arithmetics (1.54 Tflops/CMG).

5.4 Superiority to N -body simulation

Figure 4 compares the density field of the CDM component, massive neutrinos obtained with our hybrid Vlasov/ N -body simulation (the run M24 listed in Table 2). The distribution of massive neutrinos is quite diffuse compared with that of the CDM component owing to their very large velocity dispersion. The neutrino distribution roughly traces that of CDM on a large scale, suggesting higher neutrino densities in and around high density regions of CDM. The smoother distribution of the neutrinos prevents the nonlinear growth of the small-scale clustering of CDM (and hence galaxies), which is expected to be observed by future galaxy surveys. We also show the density fields of massive neutrinos simulated with different neutrino masses of $M_\nu = 0.2$ eV and 0.4 eV, where M_ν is the sum over three mass eigenvalues of neutrinos. The distribution of massive neutrinos depends on their mass M_ν , and those of CDM and galaxies are strongly affected by the neutrino distribution.

Figure 5 shows the local velocity distribution function of massive neutrinos at a random position in our Vlasov/ N -body simulation and the corresponding one in the N -body simulation starting from the equivalent initial condition. Our Vlasov/ N -body simulation reproduces a smooth, long-tailed distribution as well as the deformation (substructure) in the low velocity patch, but the coarse sampling in the N -body simulation (denoted by open circles) does not allow us even to discern such features.

In Figure 6, we show the comparison of density fields, velocity fields and velocity dispersion of massive neutrinos simulated with one of our Vlasov/ N -body hybrid simulations (the same as shown in Figure 4) and their counterparts obtained by an N -body simulation originated from the same initial condition, in which we employ 768^3 particles for the CDM component and 8×768^3 particles for the massive neutrinos. The neutrino density field obtained with our Vlasov/ N -body simulation is smooth and resolves fine structures uniformly across the entire computational domain, whereas the counterpart in the N -body simulation is compromised by the shot noise; the fine structures resolved in the Vlasov/ N -body simulation are missed and heavily contaminated by the shot noise. The poor representation of the velocity structure in the N -body simulation seen in Figure 5 also affects higher order velocity moments of the distribution function, such as the velocity field and velocity dispersion more seriously, as can be seen in Figure 6. It should be noted that required wall time to complete these two simulations using the same amount of computational resources are almost comparable, indicating that our Vlasov/ N -body simulation is clearly superior to conventional particle-based N -body ones in simulating the dynamics of massive neutrinos.

6 HOW PERFORMANCE WAS MEASURED

6.1 Platform and Setup

We perform our numerical simulations on Fugaku supercomputer which consists of 158,976 computational nodes, each of which has

an Fujitsu A64FX processor based on ARMv8-A ISA. The A64FX processor has four sets of CMGs, each of which comprises of 12 compute cores and 8 GB HBM2 memory, and thus 48 compute cores and 32 GB memory in total. The four CMGs in a chip are connected via a ring bus network with a bandwidth of 115 GB/s. Theoretical peak performance per CMG is 0.77 and 1.54 Tflops for double and single precision arithmetics, respectively. Computational nodes are connected via Tofu interconnect D, a six-dimensional torus network with a mesh size of $24 \times 23 \times 24 \times 2 \times 3 \times 2$. In what follows, each MPI process is assigned to a single or two CMGs depending on the problem size. Therefore, the number of MPI processes is two or four times as many as the number of computational nodes. MPI processes are allocated on the six-dimensional torus network so that MPI communications between physically adjacent domains are kept fenced within a single hop.

For the measurement of the scalability, we conduct numerical simulations with the box size of $L = 200h^{-1}$ mega parsec (Mpc) per side for the standard cosmological model determined by the recent observation of the cosmic microwave background (CMB) [18]. Here, h is the normalized Hubble constant in units of 100 km/sec/Mpc. We assume the total mass of neutrino over three mass eigenstates to be 0.4 eV, which is close to the upper limit placed by the CMB observation [18]. The performance is evaluated in terms of wall clock elapsed time measured with the `clock_gettime()` system call. For each run listed in Table 2, we run the simulations by 40 steps and take the median values of the 40 measured elapsed times.

As for the measurement of time-to-solution, we setup an initial condition with the box size of $1200h^{-1}$ Mpc at a cosmological redshift of 10, similar to that of the existing state-of-the-art simulation [7]. We measure the total end-to-end elapsed time including that for I/O with the `clock_gettime()` system call.

7 PERFORMANCE RESULTS

In this section, we present the performance of our hybrid Vlasov/ N -body simulation in terms of scalability and time-to-solution. Table 2 lists the parameters of runs presented in this section, where we show the number of mesh grids in Vlasov simulation and N -body particles, the number of computational nodes, the number of MPI processes along each axis of domain decomposition, and the number of MPI processes per node. We adopt a naming convention of these runs in which the first letters S, M, L, H and U denote the number of spatial mesh grids of the Vlasov simulation $N_x = 96^3, 192^3, 384^3, 768^3$ and 1152^3 , respectively, followed by the number of computational nodes in units of 144 nodes. The number of N -body particles for the CDM component is proportional to that of Vlasov mesh grids as $N_{\text{CDM}} = 9^3 N_x$, except for that of the largest run (U1024), in which N_{CDM} is same as that in the H run group and set to $N_{\text{CDM}} = 6912^3$. Note that H1024 and U1024 employ 147,456 computational nodes out of Fugaku’s entire system (158,976 computational nodes), and thus they can be effectively regarded as full system runs of Fugaku supercomputer.

7.1 Scalability

In order to measure the weak and strong scalings of our hybrid Vlasov/ N -body simulations, we perform 17 runs in S, M, L and H run groups listed in Table 2. We measure the elapsed time per step

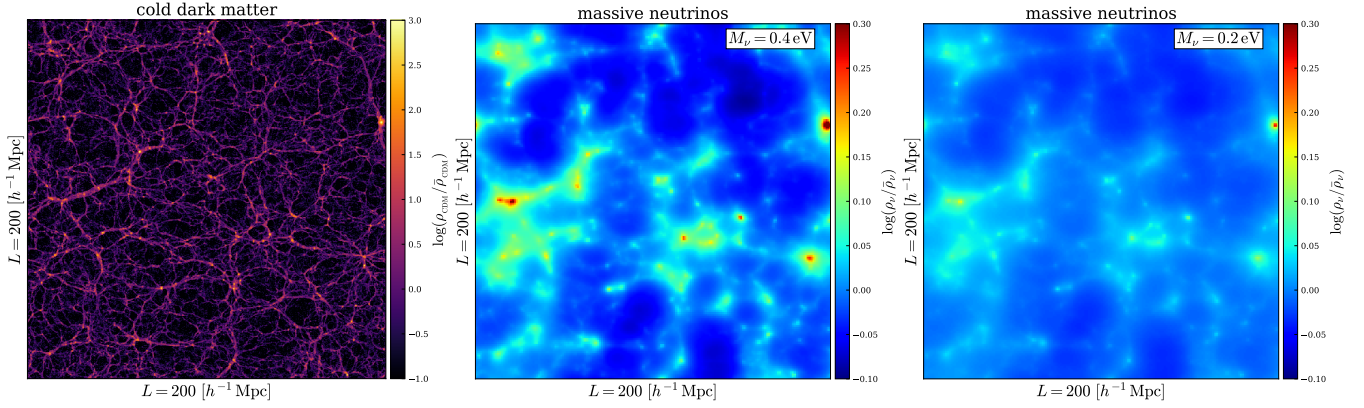


Figure 4: Density maps of the CDM component and massive neutrinos simulated with Vlasov simulations. Our accurate Vlasov simulations are able to reproduce the difference in the large-scale distribution of massive neutrinos with mass of 0.4 eV (middle) and 0.2 eV (right).

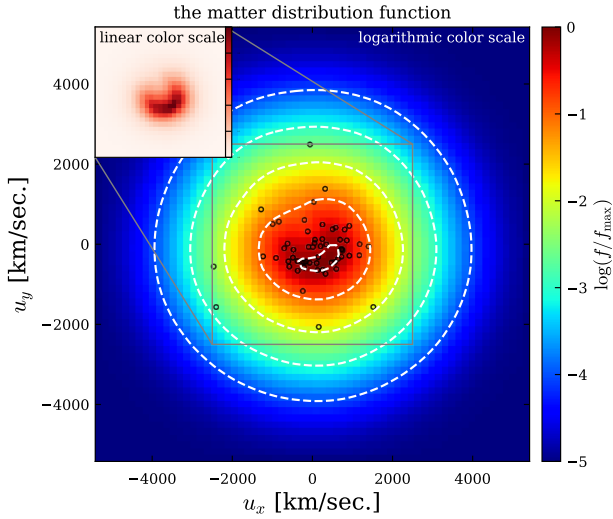


Figure 5: The velocity distribution function of massive neutrinos at a single Vlasov mesh (physical position) in our Vlasov simulation (color). The inset shows the distribution in the low-velocity portion in linear color scale, showing deformed, fine structure in the velocity distribution. Open circles are the neutrino particles in the same region in the corresponding particle-based simulation.

for integrating the Vlasov equation (Vlasov part), for computing short-range forces of N -body particles using the tree method (tree part), and for solving the Poisson equation with the PM scheme (PM part), separately as well as the ones for communicating data between MPI processes required in the Vlasov and tree parts in a manner described in §6. Figure 7 depicts the decomposed elapsed time per step as well as the total elapsed time per step measured against number of nodes for S, M, L and H run groups listed in Table 2. The elapsed time for the Vlasov part amounts to about 70% of the total, and is the most dominant in the whole simulation. In the left panel, we present the elapsed time of each part and

Table 2: Runs for measurements of weak and strong scalings and time-to-solution.

ID	(N_x, N_y)	N_{CDM}	N_{node}	(n_x, n_y, n_z)	$\frac{N_{\text{proc}}}{N_{\text{node}}}$
S1	$(96^3, 64^3)$	864^3	144	(12, 12, 2)	2
S2	$(96^3, 64^3)$	864^3	288	(12, 12, 4)	2
S4	$(96^3, 64^3)$	864^3	576	(12, 12, 8)	2
M8	$(192^3, 64^3)$	1728^3	1152	(24, 24, 4)	2
M12	$(192^3, 64^3)$	1728^3	1728	(24, 24, 6)	2
M16	$(192^3, 64^3)$	1728^3	2304	(24, 24, 8)	2
M24	$(192^3, 64^3)$	1728^3	3456	(24, 24, 12)	2
M32	$(192^3, 64^3)$	1728^3	3456	(24, 24, 16)	2
L48	$(384^3, 64^3)$	3456^3	6912	(48, 48, 6)	2
L64	$(384^3, 64^3)$	3456^3	9216	(48, 48, 8)	2
L96	$(384^3, 64^3)$	3456^3	13824	(48, 48, 12)	2
L128	$(384^3, 64^3)$	3456^3	18432	(48, 48, 16)	2
L256	$(384^3, 64^3)$	3456^3	36864	(48, 48, 32)	2
H384	$(768^3, 64^3)$	6912^3	55296	(96, 96, 24)	4
H512	$(768^3, 64^3)$	6912^3	73728	(96, 96, 32)	4
H768	$(768^3, 64^3)$	6912^3	110592	(96, 96, 48)	4
H1024	$(768^3, 64^3)$	6912^3	147456	(96, 96, 64)	4
U1024	$(1152^3, 64^3)$	6912^3	147456	(48, 48, 128)	2

that of the whole simulation for a sequences of runs, S2, M16, L128, and H1024. It shows a measure of weak scaling efficiency and summarized in Table 3. The weak scaling efficiency of the Vlasov part is higher than 90% for up to nearly full system (147,456 nodes) of Fugaku supercomputer. We note that the scaling of the

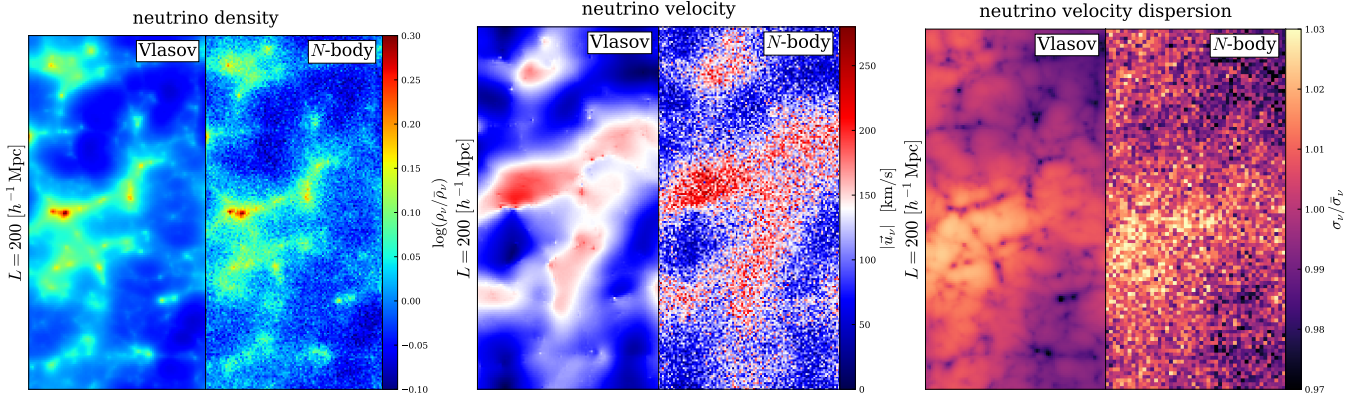


Figure 6: Comparisons of mass density, velocity field and velocity dispersion of neutrinos between Vlasov and N -body simulations. Note that the map of velocity dispersion obtained in the N -body simulation is coarse-grained (smoothed) to reduce the shot-noise.

Table 3: Weak scaling efficiencies for the whole and each part of the simulation.

	S2-M16	S2-L128	S2-H1024
total	96.0 %	91.1%	82.3%
Vlasov	99.0%	99.2%	94.4%
tree	88.4%	76.8%	82.0%
PM	79.5%	48.7%	17.1%

PM part is not excellent because the FFT calculations involved in the PM part is parallelized only in a two-dimensional manner with $n_x n_y$ MPI processes, although it has a minor impact on the whole performance.

Comparisons of the elapsed time per step between runs in each of S, M, L and H run groups depicted in the right panel of Figure 7 show the strong scaling efficiencies for the Vlasov, tree and PM parts and the whole simulation, which are summarized in Table 4. The strong scaling efficiencies of the most time-consuming Vlasov part are excellent and better than 90% for M, L and H run groups. The PM part appears slightly less efficient, but it can be ascribed to the compromised parallel efficiency of the FFT calculation mentioned above. Note that the degree of parallelism for the FFT calculation, $n_x n_y$, is constant within each run group. Despite this, the overall strong scaling efficiencies are excellent in all the run groups.

7.2 Time-To-Solution

No other simulations ever conducted can be directly compared with ours since this is the first Vlasov simulation in the full six-dimensional phase space domain. As a time-to-solution reference, we choose the largest particle-based N -body simulation of massive neutrinos in the LSS formation, which shares the common scientific motivation and numerical outcomes with our simulations. The largest particle-based N -body simulation of the LSS formation with massive neutrinos was the TianNu simulation performed on Tianhe-2 supercomputer[7]. A wall clock time of 52 hours was required to

Table 4: Strong scaling efficiencies for the whole and each part of the simulation

	S	M	L	H
total	87.7%	93.3%	91.1%	82.4%
Vlasov	87.5%	93.9%	99.6%	93.0%
tree	90.9%	97.1%	85.7%	77.5%
PM	72.9%	60.6%	36.2%	34.1%

complete the simulation with 6912^3 CDM particles and 8×6912^3 neutrino particles [7].

It is not straightforward to compare the numerical results obtained from a particle-based N -body simulation and from our Vlasov simulation. It would be appropriate and fair to examine the following two important quantities: the spatial resolution and the level of shot noise. In N -body simulations, important physical quantities such as density and velocity fields are calculated by averaging the mass and velocity of individual N -body particles over a certain volume or a certain number of particles. Smoothing over a large number of particles lowers the level of shot noise in the local physical quantities, but it inevitably compromises the effective spatial resolution. Simply, by averaging over N_s particles, one obtains the spatial resolution of $\Delta L \simeq N_s^{1/3} \times L/N_v^{1/3}$, where L is the size of a cubic simulation box and N_v is the number of particles for massive neutrinos, and the shot noise level is estimated to be $1/N_s^{1/2}$. In terms of the signal-to-noise ratio S/N , it is related as $S/N = N_s^{1/2}$ following the simple Poisson statistics. Thus, the largest TianNu N -body simulation has an effective spatial resolution of neutrino distribution given by

$$\Delta L = \frac{L}{13824} (S/N)^{2/3} \quad (9)$$

$$\simeq \frac{L}{640} \left(\frac{S/N}{100} \right)^{2/3} \simeq \frac{L}{1018} \left(\frac{S/N}{50} \right)^{2/3} \quad (10)$$

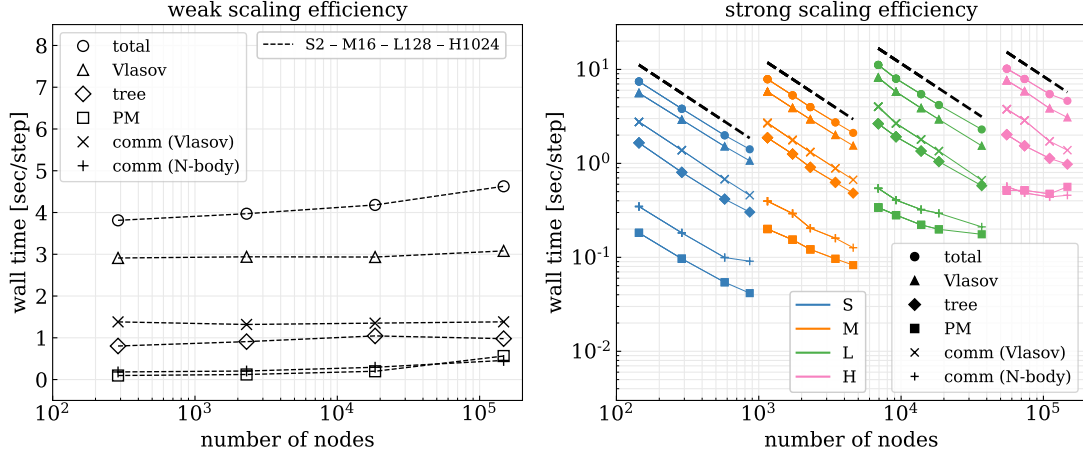


Figure 7: Weak (left) and strong (right) scaling efficiencies of Vlasov, tree and PM parts as well as the total scaling efficiency. Dashed line shows the ideal scaling.

as a function of S/N . For a sufficiently small shot noise level of 1%, or equivalently $S/N = 100$, for example, the effective spatial resolution is $\Delta L \simeq L/640$ and is almost the same as the resolution of our H run group with $N_x = 768^3$. Hence the TianNu simulation can be regarded to be “equivalent” to the H run group in terms of spatial resolution. If we conservatively allow the shot noise level to be up to 2% ($S/N = 50$), the effective spatial resolution is $\Delta L = L/1018$, which corresponds to that of the U run group with $N_x = 1152^3$.

We perform two end-to-end runs, H1024 and U1024, with $N_x = 768^3$ and 1152^3 , respectively, on 147,456 nodes, nearly full system of Fugaku supercomputer. The initial condition is set up at a redshift of $z = 10$ with a size of simulation box of $1200h^{-1}$ Mpc, and evolved to the current Universe ($z = 0$). It should be noted that the TianNu simulation introduces the dynamical effect of massive neutrinos after a redshift of $z = 5$, later than the epoch in our simulation. Also the superior resolution in the velocity space of our Vlasov simulation (Fig. 5 and 6) is not considered here. Hence our simulation is more elaborate and accurate. The end-to-end elapsed time to complete these simulations including I/O are 1.92 hours (6183 seconds for the execution and 733 seconds for I/O) for the H1024 run and 5.86 hours (20342 seconds for the execution and 782 seconds for I/O) for the U1024 run, which are improved by a factor of 27 and 8.9, respectively, making a great leap compared with the state-of-the-art TianNu N -body simulation.

8 IMPLICATIONS

We have presented the results of the world’s first and largest Vlasov simulation of massive neutrinos in the six-dimensional phase space coupled with particle-based N -body simulation of cold dark matter in the context of cosmic structure formation. Our simulation follows the gravitational dynamics of massive neutrinos in a self-consistent, fully coupled manner with the LSS formation. Our novel method provides a promising solution for simulations of collisionless systems with large or arbitrary thermal motions.

The Vlasov simulation allows us to study the nonlinear effect of massive neutrinos during the LSS formation. Without being

compromised by particle shot noise, our simulations accurately reproduce the observational signatures of massive neutrinos that are to be detected by ongoing and future wide-field galaxy surveys. The observations utilizing ground-based telescopes such as Vera C. Rubin Telescope and space-borne ones such as NASA’s Nancy Grace Roman Telescope and ESA’s Euclid will ultimately lead to precise determination of the absolute mass of neutrinos.

An array of state-of-the-art techniques are integrated to directly solve the six-dimensional Vlasov equation. Our novel advection scheme enables us to achieve spatially high-order (less diffusive) solutions with computationally light weight time integration. The whole implementation of this innovative scheme is highly optimized by exploiting SIMD instructions in the best possible manner. To this end, we introduce a novel LAT method to pack regularly discretized data into SIMD registers efficiently. The concerted use of the modern techniques and the SIMD instructions significantly reduces the total computational cost that is otherwise needed.

The parallel efficiency of our simulation is remarkably excellent for both the weak and strong scalings. This is partially in virtue of relatively monolithic, high-bandwidth and low-latency interconnect, the Tofu interconnect D, equipped with Fugaku supercomputer which directly connect sets of CMG and HBM2 memory embedded in a A64FX processor. Although stencil computations like Vlasov simulations are basically memory-bandwidth limited and may appear better suited to be performed on GPU-like processors, parallel efficiency on a massive parallel environment with such processors can be hampered by the multi-layered network stack. The very combination of our innovative numerical scheme, highly optimized implementation and Fugaku supercomputer achieves the high parallel efficiency and high computational performance simultaneously.

The Vlasov equation (1) and the full Boltzmann equation are classical first-principle equations that describe the collective and statistical behavior of many-particle systems in which the motion of particles is characterized by a certain Hamiltonian. Our scheme presented here can be applied to many other physical problems

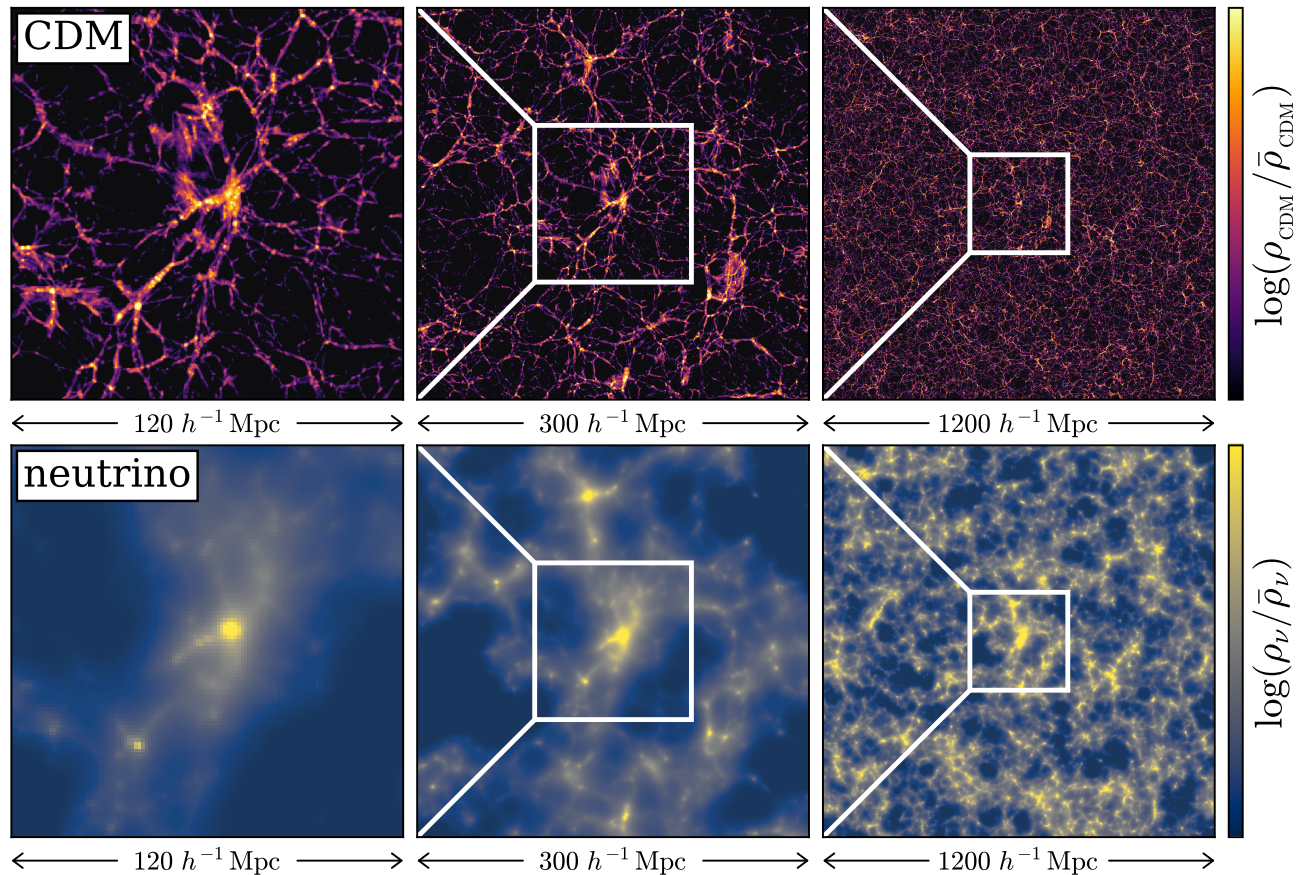


Figure 8: Density maps of CDM (upper), and massive neutrinos (bottom) obtained in our largest Vlasov/ N -body simulation (run ID U1024).

such as electrostatic and magnetized plasma phenomena and self-gravitating systems. Despite the huge computational cost, Vlasov simulations hold a clear advantage that the velocity distribution function is represented as a continuous function, and thus are well suited to simulate physical systems where kinematic phenomena play an important role.

As an application of Vlasov simulations, one of the promising targets would be numerical simulations of astrophysical magnetized plasma such as interactions between inter-planetary plasma and planetary magnetospheres, and high energy plasma around astrophysical compact objects (black holes and neutron stars), in which a variety of kinematic phenomena such as particle acceleration induced in collisionless shock waves, magneto-rotational instability and magnetic reconnection play critical roles in the dynamical evolution of these objects. Although particle-based Particle-In-Cell (PIC) simulations have a very successful history in this field, there exist several long standing and intrinsic difficulties arising from the discreteness of numerical super-particles and the associated shot noise. The Vlasov simulation of a magnetized plasma which integrate the Vlasov equation coupled with the Maxwell equations can be an interesting and straightforward extension of our approach.

In numerical cosmology, our hybrid approach consisting of Vlasov and particle-based N -body simulations places a milestone. This approach takes the best advantage of both the particle-based and Vlasov simulations in a complementary manner, so that the simulated volume of our largest run covers a significant fraction of the entire observable Universe, while resolving nonlinear objects such as galaxy clusters. The same approach can also be applied to plasma physics. For instance, the dynamics of heavy ions can be followed by a particle-based method whereas the electron dynamics is followed by the Vlasov simulation. We foresee that the hybrid approach opens a new paradigm in computational physics in the era of exa-scale supercomputing.

ACKNOWLEDGMENTS

This research is supported by MEXT as “Priority Issue on post-K computer” (Elucidation of the Fundamental Laws and Evolution of the Universe) and “Program for Promoting Researches on the Supercomputer Fugaku” (Toward a unified view of the universe: from large scale structures to planets). This research is also supported by the JSPS KAKENHI Grant Number JP18H04336 and JP21H01079, by JST CREST JPMJCR1414 and by JST AIP Acceleration Research Grant JP20317829. Our code has been developed

partially on ATERUI supercomputer at Center for Computational Astrophysics (CfCA), National Astronomical Observatory of Japan in its early stage. This research also used computational resources of the Oakforest-PACS through the HPCI System Research Project (project ID:hp170123 and hp190093) and Multidisciplinary Cooperative Research Program in Center for Computational Sciences, University of Tsukuba (project ID:17a40 and xg18i019).

REFERENCES

- [1] J. S. Bagla. 2002. TreePM: A Code for Cosmological N-Body Simulations. *Journal of Astrophysics and Astronomy* 23 (Dec. 2002), 185–196. <https://doi.org/10.1007/BF02702282> arXiv:astro-ph/9911025 [astro-ph]
- [2] A. Banerjee, D. Powell, T. Abel, and F. Villaescusa-Navarro. 2018. Reducing noise in cosmological N-body simulations with neutrinos. *Journal of Cosmology and Astroparticle Physics* 9, Article 028 (Sept. 2018), 028 pages. <https://doi.org/10.1088/1475-7516/2018/09/028> arXiv:1801.03906
- [3] S. Bird, M. Viel, and M. G. Haehnelt. 2012. Massive neutrinos and the non-linear matter power spectrum. *Mon. Not. R. Astron. Soc.* 420 (March 2012), 2551–2561. <https://doi.org/10.1111/j.1365-2966.2011.20222.x> arXiv:1109.4416
- [4] C. Z. Cheng and G. Knorr. 1976. The Integration of the Vlasov Equation in Configuration Space. *J. Comput. Phys.* 22, 3 (Nov 1976), 330–351. [https://doi.org/10.1016/0021-9991\(76\)90053-X](https://doi.org/10.1016/0021-9991(76)90053-X)
- [5] S. Cuperman, A. Harten, and M. Lecar. 1971. A Phase-Space Boundary Integration of the Vlasov Equation for Collisionless One-Dimensional Stellar Systems. *Astrophysics and Space Science* 13, 2 (Oct 1971), 411–424. <https://doi.org/10.1007/BF00649170>
- [6] John Dubinski, Juhan Kim, Changbom Park, and Robin Humble. 2004. GOTPM: a parallel hybrid particle-mesh treecode. *New Astronomy* 9, 2 (Feb. 2004), 111–126. <https://doi.org/10.1016/j.newast.2003.08.002> arXiv:astro-ph/0304467 [astro-ph]
- [7] J. D. Emberson, Hao-Ran Yu, Derek Inman, Tong-Jie Zhang, Ue-Li Pen, Joachim Harnois-Déraps, Shuo Yuan, Huan-Yu Teng, Hong-Ming Zhu, Xuelei Chen, and Zhi-Zhong Xing. 2017. Cosmological neutrino simulations at extreme scale. *Research in Astronomy and Astrophysics* 17, 8, Article 085 (Aug. 2017), 085 pages. <https://doi.org/10.1088/1674-4527/17/8/85> arXiv:1611.01545 [astro-ph.CO]
- [8] T. Fujiwara. 1981. Vlasov Simulations of Stellar Systems - Infinite Homogeneous Case. *Publ. of the Astron. Society of Japan* 33 (1981), 531.
- [9] T. Fujiwara. 1983. Formation of Massive Galactic Halos with Neutrinos. *Progress of Theoretical Physics* 70 (Aug. 1983), 603–605. <https://doi.org/10.1143/PTP.70.603>
- [10] Y. Fukuda, T. Hayakawa, E. Ichihara, K. Inoue, K. Ishihara, H. Ishino, Y. Itow, T. Kajita, J. Kameda, S. Kasuga, K. Kobayashi, Y. Kobayashi, Y. Koshio, M. Miura, M. Nakahata, S. Nakayama, A. Okada, K. Okumura, N. Sakurai, M. Shiozawa, Y. Suzuki, Y. Takeuchi, Y. Totsuka, S. Yamada, M. Earl, A. Habig, E. Kearns, M. D. Messier, K. Scholberg, J. L. Stone, L. R. Sulak, C. W. Walter, M. Goldhaber, T. Barszczak, D. Casper, W. Gajewski, P. G. Halverson, J. Hsu, W. R. Kropp, L. R. Price, F. Reines, M. Smy, H. W. Sobel, M. R. Vagins, K. S. Ganezer, W. E. Keig, R. W. Ellsworth, S. Tasaka, J. W. Flanagan, A. Kibayashi, J. G. Learned, S. Matsuno, V. J. Stenger, D. Takemori, T. Ishii, J. Kanzaki, T. Kobayashi, S. Mine, K. Nakamura, K. Nishikawa, Y. Oyama, A. Sakai, M. Sakuda, O. Sasaki, S. Echigo, M. Kohama, A. T. Suzuki, T. J. Haines, E. Blaufuss, B. K. Kim, R. Sanford, R. Svoboda, M. L. Chen, Z. Conner, J. A. Goodman, G. W. Sullivan, J. Hill, C. K. Jung, K. Martens, C. Mauger, C. McGrew, E. Sharkey, B. Viren, C. Yanagisawa, W. Doki, K. Miyano, H. Okazawa, C. Saji, M. Takahata, Y. Nagashima, M. Takita, T. Yamaguchi, M. Yoshida, S. B. Kim, M. Etoh, K. Fujita, A. Hasegawa, T. Hasegawa, S. Hatakeyama, T. Iwamoto, M. Koga, T. Maruyama, H. Ogawa, J. Shirai, A. Suzuki, F. Tsushima, M. Koshihata, M. Nemoto, K. Nishijima, T. Futagami, Y. Hayato, Y. Kanaya, K. Kaneyuki, Y. Watanabe, D. Kielczewska, R. A. Doyle, J. S. George, A. L. Stachyra, L. L. Wai, R. J. Wilkes, and K. K. Young. 1998. Evidence for Oscillation of Atmospheric Neutrinos. *Physical Review Letters* 81 (Aug. 1998), 1562–1567. <https://doi.org/10.1103/PhysRevLett.81.1562> arXiv:hep-ex/9807003
- [11] R. W. Hockney and J. W. Eastwood. 1981. *Computer Simulation Using Particles*. McGraw-Hill.
- [12] Yasuhiro Idomura, Masato Ida, Takuma Kano, Nobuyuki Aiba, and Shinji Tokuda. 2008. Conservative global gyrokinetic toroidal full-f five-dimensional Vlasov simulation. *Computer Physics Communications* 179, 6 (2008), 391–403. <https://doi.org/10.1016/j.cpc.2008.04.005>
- [13] D. Inman, J. D. Emberson, U.-L. Pen, A. Farchi, H.-R. Yu, and J. Harnois-Déraps. 2015. Precision reconstruction of the cold dark matter-neutrino relative velocity from N-body simulations. *Phys. Rev. D*, 92, 2, Article 023502 (July 2015), 023502 pages. <https://doi.org/10.1103/PhysRevD.92.023502> arXiv:1503.07480
- [14] D. Inman, H.-R. Yu, H.-M. Zhu, J. D. Emberson, U.-L. Pen, T.-J. Zhang, S. Yuan, X. Chen, and Z.-Z. Xing. 2017. Simulating the cold dark matter-neutrino dipole with TianNu. *Phys. Rev. D*, 95, 8, Article 083518 (April 2017), 083518 pages. <https://doi.org/10.1103/PhysRevD.95.083518>
- [15] G. Janin. 1971. Numerical Experiments with a One-Dimensional Gravitational System by a Euler-Type Method. *Astron. Astrophys.* 11 (Mar 1971), 188.
- [16] Atsushi Kawai, Toshiyuki Fukushige, Junichiro Makino, and Makoto Taiji. 2000. GRAPE-5: A Special-Purpose Computer for N-Body Simulations. *Publ. of the Astron. Society of Japan* 52 (Aug. 2000), 659–676. <https://doi.org/10.1093/pasj/52.4.659> arXiv:astro-ph/9909116 [astro-ph]
- [17] Keigo Nitadori, Junichiro Makino, and Piet Hut. 2006. Performance tuning of N-body codes on modern microprocessors: I. Direct integration with a hermite scheme on x86_64 architecture. *New Astronomy* 12, 3 (Dec. 2006), 169–181. <https://doi.org/10.1016/j.newast.2006.07.007> arXiv:astro-ph/0511062 [astro-ph]
- [18] Planck Collaboration, P. A. R. Ade, N. Aghanim, M. Arnaud, M. Ashdown, J. Aumont, C. Baccigalupi, A. J. Banday, R. B. Barreiro, J. G. Bartlett, et al. 2016. Planck 2015 results. XIII. Cosmological parameters. *Astron. Astrophys.* 594, Article A13 (Sept. 2016), A13 pages. <https://doi.org/10.1051/0004-6361/201525830> arXiv:1502.01589
- [19] J.-M. Qiu and A. Christlieb. 2010. A conservative high order semi-Lagrangian WENO method for the Vlasov equation. *J. Comput. Phys.* 229 (Feb. 2010), 1130–1149. <https://doi.org/10.1016/j.jcp.2009.10.016>
- [20] J.-M. Qiu and C.-W. Shu. 2011. Conservative high order semi-Lagrangian finite difference WENO methods for advection in incompressible flow. *J. Comput. Phys.* 230 (Feb. 2011), 863–889. <https://doi.org/10.1016/j.jcp.2010.04.037>
- [21] Chi-Wang Shu and Stanley Osher. 1988. Efficient implementation of essentially non-oscillatory shock-capturing schemes. *J. Comput. Phys.* 77, 2 (1988), 439–471. [https://doi.org/10.1016/0021-9991\(88\)90177-5](https://doi.org/10.1016/0021-9991(88)90177-5)
- [22] A. Suresh and H.T. Huynh. 1997. Accurate Monotonicity-Preserving Schemes with Runge-Kutta Time Stepping. *J. Comput. Phys.* 136, 1 (1997), 83–99. <https://doi.org/10.1006/jcph.1997.5745>
- [23] Satoshi Tanaka, Kohji Yoshikawa, Takashi Minoshima, and Naoki Yoshida. 2017. Multidimensional Vlasov-Poisson Simulations with High-order Monotonicity- and Positivity-preserving Schemes. *The Astrophysical Journal* 849, 2, Article 76 (Nov 2017), 76 pages. <https://doi.org/10.3847/1538-4357/aa901f> arXiv:1702.08521 [physics.comp-ph]
- [24] Ataru Tanikawa, Kohji Yoshikawa, Keigo Nitadori, and Takashi Okamoto. 2013. Phantom-GRAPe: Numerical software library to accelerate collisionless N-body simulation with SIMD instruction set on x86 architecture. *New Astronomy* 19 (Feb. 2013), 74–88. <https://doi.org/10.1016/j.newast.2012.08.009> arXiv:1203.4037 [astro-ph.IM]
- [25] T.-H. Watanabe and H. Sugama. 2005. Velocity-space structures of distribution function in toroidal ion temperature gradient turbulence. *Nuclear Fusion* 46, 1 (dec 2005), 24–32. <https://doi.org/10.1088/0029-5515/46/1/003>
- [26] K. Yoshikawa, N. Yoshida, and M. Umemura. 2013. Direct Integration of the Collisionless Boltzmann Equation in Six-dimensional Phase Space: Self-gravitating Systems. *The Astrophysical Journal* 762, Article 116 (Jan. 2013), 116 pages. <https://doi.org/10.1088/0004-637X/762/2/116> arXiv:1206.6152 [astro-ph.IM]
- [27] Hao-Ran Yu, J. D. Emberson, Derek Inman, Tong-Jie Zhang, Ue-Li Pen, Joachim Harnois-Déraps, Shuo Yuan, Huan-Yu Teng, Hong-Ming Zhu, Xuelei Chen, Zhi-Zhong Xing, Yunfei Du, Lilun Zhang, Yutong Lu, and Xiangke Liao. 2017. Differential neutrino condensation onto cosmic structure. *Nature Astronomy* 1, Article 0143 (Jul 2017), 0143 pages. <https://doi.org/10.1038/s41550-017-0143> arXiv:1609.08968 [astro-ph.CO]