

Operation of an archaeological lead PbWO_4 crystal to search for neutrinos from astrophysical sources with a Transition Edge Sensor

^{1,2}N. Ferreiro Iachellini · ^{3,4}L. Pattavina ·
¹A. H. Abdelhameed · ^{1,5}A. Bento · ¹L. Canonica ·
⁶F. Danevich · ⁷O. M. Dubovik · D. Fuchs¹ ·
¹A. Garai · ¹M. Mancuso · ¹F. Petricca ·
⁷I. A. Tupitsyna

the date of receipt and acceptance should be inserted later

Abstract The experimental detection of the CEvNS allows the investigation of neutrinos and neutrino sources with all-flavor sensitivity. Given its large content in neutrons and stability, Pb is a very appealing choice as target element. The presence of the radioisotope ^{210}Pb ($T_{1/2} \sim 22$ yrs) makes natural Pb unsuitable for low-background, low-energy event searches. This limitation can be overcome employing Pb of archaeological origin, where several half-lives of ^{210}Pb have gone by. We present results of a cryogenic measurement of a 15g PbWO_4 crystal, grown with archaeological Pb (older than ~ 2000 yrs) that achieved a sub-keV nuclear recoil detection threshold. A ton-scale experiment employing such material, with a detection threshold for nuclear recoils of just 1 keV would probe the entire Milky Way for SuperNovae, with equal sensitivity for all neutrino flavors, allowing the study of the core of such exceptional events.

Keywords Cryogenic particle detector, Supernovae neutrinos, Energy Resolution, Coherent Neutrino Nucleus Scattering

1 Introduction

Core-collapse supernovae (CC-SNe) are one of the most powerful phenomena occurring in our Universe. These dramatic transients may mark the death of stars heavier than $8 M_{\odot}$ and result in the formation of neutron stars and black holes[1]. SNe are a unique laboratory to investigate the properties of particles and matter under extreme conditions, the formation of chemical elements and the birth of new stars. The understanding of the physics driving the Core-Collapse is therefore of great interest for particle physics and astrophysics[2]. The role of neutrinos in driving these events is of particular importance as they are key to trigger the process and are messengers of the nuclear reactions that take place during the explosion.

¹Max-Planck-Institut für Physik, München, Germany D-80336

²Exzellenzcluster ORIGINS, Garching, Germany, D-85748

³INFN Laboratori Nazionali del Gran Sasso, Assergi, Italy, 67100

⁴Physik-Department, Technische Universität München, Garching, Germany, 85748

⁵LIBPhys, Departamento de Física, Universidade de Coimbra, Coimbra, Portugal, P-3004 516

⁶Institute for Nuclear Research of NASU, Kyiv, Ukraine, 02000

⁷Institute for Scintillation Materials, Kharkiv, Ukraine, 61072

The recent discovery of coherent elastic neutrino-nucleus scattering[3] (CEvNS) offers a new intriguing detection channel for SNe neutrinos. Driven by a Z -boson exchange, CEvNS is a neutral current process and, as such, offers equal sensitivity to all neutrino flavors. It is a low energy scattering where an impinging neutrino with energy of $O(10\text{MeV})$ transfers $O(1\text{keV})$ momentum to the recoiling nucleus[4]. The appeal of this process as detection channel comes from the fact that at such low energy the momentum transfer is of the same order of the de Broglie wavelength of the target nucleus and, therefore, the cross-section gets coherently enhanced. This coherence enhancement results in a cross-section that is orders of magnitude larger than the ones of Inverse Beta Decay (IBD) and Electron Scattering (ES), allowing relatively small detectors to assess SNe emission properties with the same precision as the one of gigantic neutrino telescopes, provided that they achieve a detection threshold capable of assessing these low energy recoils[5].

2 Detection of SNe neutrinos

2.1 The coherent neutrino nucleus scattering

The cross-section for CEvNS can be derived within the Standard Model and it reads:

$$\frac{d\sigma}{dE_R} = \frac{G_F^2 m_N}{8\pi(\hbar c)^4} [(4\sin^2\theta_W - 1)Z + N]^2 \left(2 - \frac{E_R m_N}{E^2}\right) \cdot |F(q)|^2, \quad (1)$$

G_F is the Fermi coupling constant, θ_W the Weinberg angle, Z and N the atomic and neutron numbers of the target nucleus, m_N its mass, E the energy of the incoming neutrino and E_R the recoil energy of the target. The term $F(q)$ represents the distribution of the weak charge within the nucleus at momentum transfer $q = \sqrt{2E_R m_N}$. From Eq. (1) we observe that large N and m_N favor the scattering. Heavy elements, such as Pb, are therefore the most interesting ones to be used as target.

The average recoil energy E_R can be derived from Eq. (1):

$$\langle E_R \rangle = \frac{2E^2}{3m_N}, \quad (2)$$

We can estimate the average recoiling energy knowing that SNe neutrinos have energies $O(10\text{MeV})$, so that $E_R \sim 1\text{keV}$.

The detection of $O(1\text{keV})$ nuclear recoils is an experimental challenge that has been tackled by direct dark matter searches in the last decades and low-background cryogenic particle detectors are the most promising technology due to their excellent energy resolution that, thanks to the calorimetric nature of their operation, directly translates to energy detection threshold well below 1keV [6].

2.2 Cryogenic detection of SNe neutrinos

In the following, we investigate scintillating PbWO_4 crystals as target for SNe neutrinos because of the presence of Pb that leverages the coherent enhancement of the CEvNS cross-section and its crystalline form that offers good performance to the operation as cryogenic detector.

The total number of events induced in a detector with energy detection threshold E_{th} and number of target nuclei N_T can be written as:

$$\begin{aligned} N_{exp} &= \int dt \int_{E_{th}} \frac{d^2N}{dE_R dt} dE_R = \\ &= \sum_i N_T \int dt \int_{E_{th}} f_i(E, t) \frac{d\sigma}{dE_R} dE, \end{aligned} \quad (3)$$

where $f_i(E, t)$ is the neutrino flux on Earth for the i th flavor at the time t . For a CC-SN of $27 M_\odot$ occurring at 10 kpc from Earth for 1.7 ton of PbWO_4 N_{exp} is 16.4 events per ton of target material. Such detector would have the capability to probe the entire Milky Way for SNe of that type[7].

The radioisotope ^{210}Pb naturally present in Pb has an activity of several Bq/kg, making the usage of natural Pb unfit for the purpose of SNe neutrino detection. In order to overcome this issue, we study the employment of Pb of archaeological origin as target material, where several $T_{1/2}$ of ^{210}Pb have gone by and the residual activity of this dangerous background is $\leq 715 \mu\text{Bq/kg}$, resulting in a count rate of 0.1 counts/keV/ton/10s for recoil energies in the range 1-40keV[5].

The operation of PbWO_4 crystal as scintillating cryogenic particle detector offers the possibility of further background suppression by the simultaneous measurement of scintillation light and deposited energy[8]. The utilization of Transition Edge Sensors (TES) guarantees elevated sensitivity.

3 Operation of an archaeological-Pb containing PbWO_4 crystal with a Transition Edge Sensor

3.1 Experimental set-up

A scintillating PbWO_4 crystal grown utilizing Pb of archaeological origin of mass 15.7g has been equipped with a W Transition Edge Sensor (TES) of the type utilized to instrument the light detectors of the CRESST experiment[9]. The deposition of the W-film was done by magnetron sputtering[10]. The crystal was produced by double crystallization from deeply purified archaeological lead and high purity tungsten oxide by Czochralski method at the Institute for Scintillation Materials of NASU. No dedicated sensor design optimization was performed.

The crystal is supported by a copper holder but not directly in contact with it. It is pressed against four sapphire balls with a metallic clamp, so that the contact surface of the crystal with the thermal bath is minimized. On the surface of the holder facing the crystal a ^{55}Fe radioactive source was glued.

The detector was operated for 70 hours in a dilution refrigerator at Max-Planck-Institut für Physik in Munich (see Fig. 3.1).

During operation, the TES was biased with a constant dc current of $1\mu\text{A}$ and read-out by a dc-squid. Its output was digitized and written to disk. During the whole operation of the detector, the TES operating point was constantly monitored and the detector's temperature adjusted accordingly, so that the TES response was kept as constant as possible during the measurement.

Pulses resulting from thermal excitations as well as randomly sampled empty baselines have been acquired. These latter are used to determine the noise power spectrum in the later

analysis. The datasets generated and analysed during the current study are available from the corresponding author on reasonable request

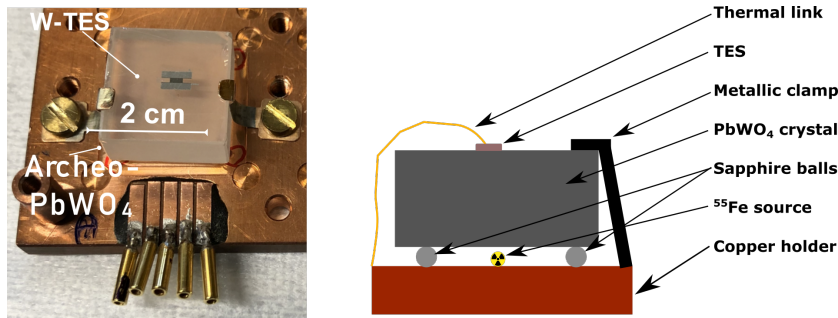


Fig. 1 (color online). Picture of the detector (*Left*) and schematics of the experimental set-up (*Right*). The detector is supported by a block of copper that provides the thermal coupling to the cryostat. The crystal is pressed against four small sapphire balls to reduce the surface contact to the copper holder. The TES is weakly coupled to the copper holder via thin gold wire. In between the crystal and the copper holder a ^{55}Fe radioactive source is present.

3.2 Energy calibration

The TES response to particle energy depositions was characterized averaging a number of pulses recorded from the detector. These pulses were selected to have an amplitude small enough to fall in the linear response range of the sensor. In addition, stability and quality cuts were applied to reject pile-up event, artifacts and unstable periods. The resulting average pulse represents the detector's response in the linear region, free of read-out noise (Fig. 3.2 *Left*). The amplitude of each event is determined fitting the average pulse to its waveform. In the fitting procedure, waveform samples above the linear region of the TES are not considered. This counteracts the degrading of the fit due to the saturation of the TES, effectively extending the dynamic range of the detector.

In the amplitude spectrum the K_α line of the ^{55}Mn is identified and its nominal value (5.895keV) used to calibrate the events (Fig. 3.2 *Right*).

3.3 Resolution and threshold

The baseline resolution of the detector was calculated using the Optimum Filter[11]. The transfer function of the filter is calculated from the average pulse power spectrum and the noise power spectrum (Fig.3.3 *Left*). The signal components get re-weighted with their Signal-to-Noise (R/N) ratio at each frequency, so that the filter's output has the highest S/N ratio and, thus, the optimal resolution. The waveform samples of the empty baseline at the output of the filter are gaussian distributed and we extract the baseline noise by fitting this distribution (Fig.3.3 *Right*). We obtain a resolution of $\sigma = (60.3 \pm 4.1)\text{eV}$.

The detection threshold for a cryogenic particle detector can be set at any value, as long as the number of triggers due to random noise oscillation remains negligible compared to

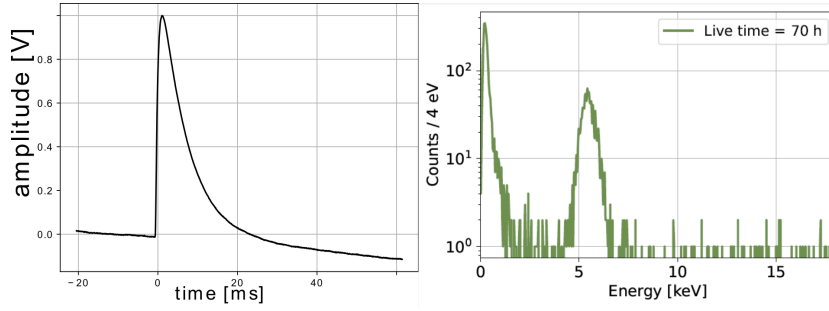


Fig. 2 (color online). (Left) Average pulse in operating point obtained from a list of selected pulses in the linear region of the sensor. Due to the elevated count rate during the measurement, the average pulse shows a tilted baseline, indicating that the baseline is not flat on the time-scale of a pulse. (Right) Calibrated energy spectrum recorded over a raw time of 70 hours. The prominent peak at 5.895keV is from the K_{α} gamma line of ^{55}Mn and used to calibrate the energy spectrum.

the sought-for signal. We conservatively estimate the energy threshold as $5 \cdot \sigma$, obtaining $E_{th} = (301.5 \pm 20.5)\text{eV}$, well below the 1keV value discussed in Section 2.1.

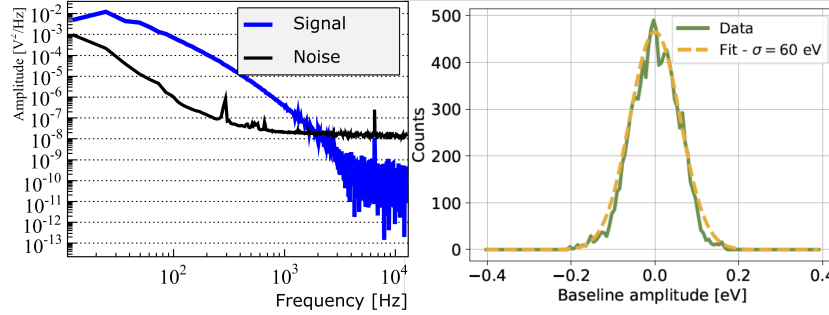


Fig. 3 (color online). Left Noise power spectrum of the average signal (Blue) and of the noise (Black). These two quantities are used to compute the Optimum Filter that offers the optimal weighting of the signal frequency-components to achieve the best S/N ratio. (Right) Distribution of the empty baselines samples at the output of the filter.

4 Conclusions and outlook

The next Galactic Supernova will be a precious occasion to shed light on the physics powering SNe and a high statistics, time-resolved detection of this event is paramount. We showed that PbWO_4 crystals operated as cryogenic detectors are an appealing option for the detection of SNe neutrinos and we operated a crystal of 15g, grown with archaeological lead, as cryogenic particle detector, proving that a PbWO_4 grown from archaeological material can be operated with the required energy threshold.

In order to fully characterize the potential of cryogenic PbWO_4 detectors, dedicated underground measurements are still necessary to assess the background level. In addition,

an optimization of the TES design is required in order to operate detectors with a larger active mass.

Acknowledgements This research was partially supported by the Excellence Cluster ORIGINS which is funded by the Deutsche Forschungsgemeinschaft (DFG, German Research Foundation) under Germany's Excellence Strategy - EXC-2094 - 390783311.

References

1. Hans-Thomas Janka, K. Langanke, A. Marek, G. Martínez-Pinedo, and B. Müller. Theory of Core-Collapse Supernovae. *Phys. Rept.*, 442:38–74, 2007.
2. H.-Thomas Janka, Tobias Melson, and Alexander Summa. Physics of Core-Collapse Supernovae in Three Dimensions: a Sneak Preview. *Ann. Rev. Nucl. Part. Sci.*, 66:341–375, 2016.
3. D. Akimov et al. Observation of Coherent Elastic Neutrino-Nucleus Scattering. *Science*, 357(6356):1123–1126, 2017.
4. A. Drukier and Leo Stodolsky. Principles and Applications of a Neutral Current Detector for Neutrino Physics and Astronomy. *Phys. Rev.*, D30:2295, 1984.
5. Luca Pattavina, Nahuel Ferreiro Iachellini, and Irene Tamborra. Neutrino observatory based on archaeological lead. *Phys. Rev. D*, 102:063001, Sep 2020.
6. G. Angloher et al. Results on light dark matter particles with a low-threshold CRESST-II detector. *Eur. Phys. J. C*, 76(1):25, 2016.
7. L. Pattavina et al. RES-NOVA sensitivity to core-collapse and failed core-collapse supernova neutrinos. *JCAP*, 10:064, 2021.
8. J. W. Beeman et al. New experimental limits on the alpha decays of lead isotopes. *Eur. Phys. J. A*, 49:50, 2013.
9. J. Rothe et al. TES-Based Light Detectors for the CRESST Direct Dark Matter Search. *J. Low Temp. Phys.*, 193(5-6):1160–1166, 2018.
10. AH Abdelhameed, G Angloher, P Bauer, A Bento, E Bertoldo, L Canonica, D Fuchs, D Hauff, N Ferreiro Iachellini, M Mancuso, et al. Deposition of tungsten thin films by magnetron sputtering for large-scale production of tungsten-based transition-edge sensors. *Journal of Low Temperature Physics*, 199(1):401–407, 2020.
11. Emilio C. Gatti and Pier Francesco Manfredi. Processing the signals from solid-state detectors in elementary-particle physics. *La Rivista del Nuovo Cimento (1978-1999)*, 9:1–146, 1986.