

Review

Non-Thermal Fixed Points in Bose Gas Experiments

Lucas Madeira ^{1,*}  and Vanderlei S. Bagnato ^{1,2}¹ Instituto de Física de São Carlos, Universidade de São Paulo, CP 369, São Carlos, Brazil; vander@ifsc.usp.br² Hagler Fellow, Hagler Institute for Advanced Study, Texas A&M University, College Station, TX 77843, USA

* Correspondence: madeira@ifsc.usp.br

Abstract: One of the most challenging tasks in physics has been understanding the route an out-of-equilibrium system takes to its thermalized state. This problem can be particularly overwhelming when one considers a many-body quantum system. However, several recent theoretical and experimental studies have indicated that some far-from-equilibrium systems display universal dynamics when close to a so-called non-thermal fixed point (NTFP), following a rescaling of both space and time. This opens up the possibility of a general framework for studying and categorizing out-of-equilibrium phenomena into well-defined universality classes. This paper reviews the recent advances in observing NTFPs in experiments involving Bose gases. We provide a brief introduction to the theory behind this universal scaling, focusing on experimental observations of NTFPs. We present the benefits of NTFP universality classes by analogy with renormalization group theory in equilibrium critical phenomena.

Keywords: non-thermal fixed points; out-of-equilibrium system; Bose–Einstein condensate; turbulence



Citation: Madeira, L.; Bagnato, V.S. Non-Thermal Fixed Points in Bose Gas Experiments. *Symmetry* **2022**, *1*, 0. <https://doi.org/>

Academic Editor: Sergei D. Odintsov

Received:

Accepted:

Published:

Publisher's Note: MDPI stays neutral with regard to jurisdictional claims in published maps and institutional affiliations.



Copyright: © 2022 by the authors. Licensee MDPI, Basel, Switzerland. This article is an open access article distributed under the terms and conditions of the Creative Commons Attribution (CC BY) license (<https://creativecommons.org/licenses/by/4.0/>).

1. Introduction

Although studying closed interacting quantum many-body systems is challenging, some theories have successfully described aspects of these systems [1]. Quantum statistical mechanics provides a good description of many physical systems in thermodynamic equilibrium. However, most natural phenomena occur under conditions outside equilibrium. This brings us to a new challenge in searching for descriptions of out-of-equilibrium conditions that allow a reasonable understanding of the observations.

Some observables are insensitive to initial conditions and system parameters in certain situations, leading to universal phenomena. In the case of far-from-equilibrium initial conditions, this can be observed well before an equilibrium or a quasi-stationary state is reached. This has been investigated in a wide variety of systems such as the inflation in the early Universe [2–6], heavy-ion collisions producing quark–gluon matter [7–10], and cold-gas systems, in both theory [5,11–17] and experiments [18–21]. A universal spatio-temporal scaling emerges, independent of the initial state or microscopic parameters.

It has been suggested that the universal scaling observed in these far-from-equilibrium isolated systems is due to the presence of non-thermal fixed points (NTFPs) [4,5,9,13,22]. In the literature, it is possible to find evidence of non-thermal universality classes encompassing a variety of systems. These are far away from any phase transitions; hence, their mechanism cannot be the same as that of the well-known critical phenomena and their characteristic exponents. Another difference is that no fine-tuning of the parameters is required to observe the characteristic scaling provided by nearby NTFPs, unlike in equilibrium critical phenomena, where system variables need to be tuned to specific critical values. This is evidenced by the universal scaling for several different initial states in NTFP investigations.

arXiv:2203.14752v1 [cond-mat.quant-gas] 28 Mar 2022

Recently, with the advent of Bose–Einstein condensates (BECs) [23], the possibility of carrying out controlled experiments has become a reality, opening a window of opportunity to investigate intrinsic properties of these systems or even classify them according to their pattern of time evolution.

The production of an out-of-equilibrium BEC can be achieved experimentally in several ways, one of them being via so-called “quantum quenching”. The system, initially in equilibrium, is represented by a Hamiltonian $H(\alpha_0)$, where α_0 is a set of system parameters. Then, an abrupt change is made to a new situation described by a Hamiltonian $H(\alpha_1)$, where α_1 is a new collection of parameters. In this case, the system leaves the equilibrium condition, having its previous state determined by $H(\alpha_0)$ as its initial condition. Its temporal evolution is unitary and governed by the new Hamiltonian $H(\alpha_1)$. The operator $U = \exp[-iH(\alpha_1)t/\hbar]$ determines what happens until the system can decay to a new state of $H(\alpha_1)$. One example corresponds to abrupt potential changes, when only a few degrees of freedom are present, allowing a simplified system evolution. This simplicity can change when dealing with a system with many degrees of freedom, which is the case in a many-body quantum system. Each subsystem can see the rest as a reservoir, and the final time evolution can take quite complicated routes. There are many open questions, including the fundamental question of how the system evolves temporally toward equilibrium, or even how to quantify the out-of-equilibrium state and identify which system components are determinant in the typical relaxation time for a new state of equilibrium.

Since there are many quench protocols that can be employed to produce out-of-equilibrium BECs, some even preserving symmetries present in the equilibrium state, the question of whether a system can approach a NTFP arises. In general, this depends strongly on the chosen initial conditions, which should correspond to extreme out-of-equilibrium configurations [24]. For example, in the case of a dilute Bose gas, this could be achieved by populating only modes below a certain momentum scale Q . The initial state, a constant momentum distribution for $k < Q$ that drops abruptly at $k = Q$, is strongly overpopulated at low momenta (compared to the final equilibrium distribution). Hence, the subsequent dynamics is of particle transport toward lower momenta and energy migration to high momenta. If the spatio-temporal scaling presented in Section 2 is observed, then this is a “smoking gun” indicating a nearby NTFP [24].

In experiments, preparing and maintaining a closed system can be very challenging. Cold-atom systems are, in this sense, very close to the ideal. Isolation allows experimental access by external agents in a controlled manner. The isolation of trapped condensates and the excellent control of quantum states are fundamental elements required to achieve long coherence times, an essential feature in out-of-equilibrium studies since the coherence time must be of at least the same order as the temporal scale of the dynamics involved.

Some clarification about the scope of this review is in order. We chose to focus our attention on experiments involving Bose gases [18–21]. Although this corresponds only to a small part of all research being conducted on NTFPs, we consider these examples to be illustrative of the field. Notably, it is possible to present straightforward applications of the theory without exploring its inner workings. For readers that wish to do so, we provide references that may be helpful [17,24,25]. One of the motivations is to use cold-atom setups to simulate the dynamics of currently inaccessible systems; for example, the inflation of the early Universe. This is counter-intuitive because cold-atom systems are in the low-energy regime, whereas the early Universe is at the other end of the energy spectrum. It is only possible through the universal scaling due to the presence of NTFPs.

This paper is organized as follows. In Section 2, we introduce the universal scaling provided by NTFPs and related quantities of interest. Section 3 presents four experiments dealing with NTFPs in Bose gas systems: a quasi-one-dimensional Bose gas in Section 3.1; a spin-1 condensate in Section 3.2; a homogeneous condensate in three-dimensions in Section 3.3;

and a turbulent harmonically trapped BEC in Section 3.4. Finally, a summary is given in Section 4.

2. Universal Scaling and NTFPs

Our goal in this section is to present the universal scaling function and its associated exponents. The motivations, details, and derivations regarding the NTFP theory can be found in [17,24,25] and the references therein. The theory developed for NTFPs is inspired by equilibrium renormalization group theory where, in the vicinity of a phase transition, the correlations are self-similar (independent of the resolution). Thus, scaling the spatial resolution by a parameter s creates a correlation function that depends on the distance x between two points behave according to $C(x;s) = s^\zeta f(x/s)$. In this way, the correlation is characterized exclusively by a universal exponent ζ and a function f . A fixed point in equilibrium critical phenomena corresponds to a situation where varying s does not change $C(x;s)$, meaning that the universal function is a power law, $f(x) \propto x^{-\zeta}$. In physical systems, this behavior is approximate, and information may be retained about characteristic scales.

Non-thermal fixed points in the dynamics of far-from-equilibrium systems are analogous to fixed points in critical equilibrium phenomena, with the distinction that the former uses the time t as the scale parameter. Near NTFPs, the correlations take the form $C(x,t) = t^\alpha f(t^{-\beta}x)$, now with two universal exponents. Universality classes, in this context, correspond to the same exponents α and β and a scaling function f . Figure 1 shows a schematic time evolution for a system that encounters an NTFP.

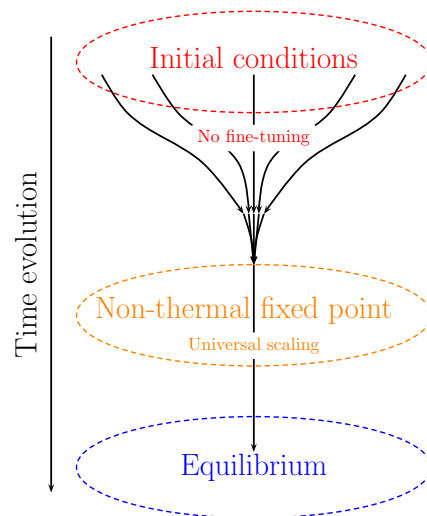


Figure 1. Illustration of the dynamics of a system passing near an NTFP. For several initial conditions (the key idea being that no fine-tuning is needed), the system can pass near a non-thermal fixed point. The correlation functions show a spatio-temporal scaling with a universal function when that occurs. After some time, the system leaves the vicinity of the NTFP and reaches equilibrium.

In the case of cold bosonic gases, the momentum distribution can be used to characterize the time evolution of the system. Consider an isotropic momentum distribution, i.e., a distribution that is only a function of $k = |\mathbf{k}|$ and time, $n(k,t)$. The total number of particles $N(t)$ is obtained by integrating the momentum distribution,

$$N(t) = \int d^d k n(k,t). \quad (1)$$

We provide the d -dimensional expression, since we cover the cases $d = 1, 2$, and 3 in this review. The fluctuations in the total number of particles in cold-gas experiments are relatively small due to the low temperatures involved and the high levels of control that one can exert over these systems. However, unwanted losses occur mainly due to the heating of the sample. For this reason, several experimental studies report the momentum distribution normalized by the total number of particles at a given time, $\bar{n}(k, t) \equiv n(k, t)/N(t)$. In theoretical and numerical investigations, N is a fixed number and this distinction is irrelevant.

The universal scaling displayed by a system in the vicinity of an NTFP is given by

$$\bar{n}(k, t) = \left(\frac{t}{t_0}\right)^\alpha f\left[\left(\frac{t}{t_0}\right)^\beta k\right]. \quad (2)$$

where α and β are scaling exponents, f is a universal scaling function, and t_0 is an arbitrary reference time within the time interval where the scaling takes place. From this definition of the scaling exponents, it is possible to see that the sign of α is related to the direction of the particle transport. Positive values indicate particles migrating toward lower momenta, whereas negative values increase the population of the high-momentum components.

2.1. Global Observables

Besides the important result of Equation (2), there are also global observables of interest when dealing with systems that display universal scaling due to the presence of nearby NTFPs. The main difference is that these quantities are computed in the infrared (IR) scaling region, $k_D \leq (t/t_0)^\beta k \leq k_c$, where k_D is the smallest wave vector that can be measured (inversely proportional to the largest length scale of the system D , typically its size) and k_c defines the cut-off where the universal scaling takes place.

One of the observables is the number of particles in the scaling region,

$$\bar{N}(t) = \int_{k \leq \left(\frac{t}{t_0}\right)^{-\beta} k_c} d^d k \bar{n}(k, t) \propto \left(\frac{t}{t_0}\right)^{\alpha-d\beta}. \quad (3)$$

A necessary condition for Equation (2) to hold is that $\bar{N}(t)$ is constant during the time interval where the universal scaling is observed. The time dependence $\bar{N}(t) \propto t^{\alpha-d\beta}$ can be derived straightforwardly by inserting Equation (2) into Equation (3) and changing the variables of integration.

The moments of the momentum distribution can also be computed in the region of the universal scaling. The second moment has the physical interpretation of the mean kinetic energy per particle in the scaling region,

$$\bar{M}_2(t) = \int_{k \leq \left(\frac{t}{t_0}\right)^{-\beta} k_c} d^d k \frac{k^2 \bar{n}(k, t)}{\bar{N}(t)} \propto \left(\frac{t}{t_0}\right)^{-2\beta}. \quad (4)$$

Its time dependence, $\bar{M}_2 \propto t^{-2\beta}$, can also be derived using Equations (2) and (3). Hence, the sign of β is related to the direction of the energy transport. For $\beta > 0$, the energy leaves the scaling region and migrates to higher momenta, whereas a negative sign indicates an energy increase in the IR scaling interval.

These are not the only global observables that can be defined. For example, in Section 3.2 we encounter another quantity, relevant in the context of a spinor condensate.

3. Experiments

3.1. One-Dimensional Bose gas

The authors in [18] produced a one-dimensional Bose gas by strongly quenching a three-dimensional one. They reported a universal scaling in the time-dependent momentum distribution due to the presence of an NTFP.

These authors employed ^{87}Rb atoms, which correspond to a repulsively interacting Bose gas in a very elongated (quasi-1D) harmonic trap. At the beginning of the experiment, the thermal gas was just above the critical temperature. During the quench, the trap depth was ramped linearly, such that its final value was below the first radially excited state. This causes the evaporation of atoms occupying higher energy states. Finally, the depth of the trap was raised to close the trap. The resulting Bose gas was in a far-from-equilibrium condition, and its evolution was recorded after a time t . They were able to probe the system using both the in situ density and the momentum distribution, which is the quantity of interest for the universal scaling in the form of Equation (2).

Some aspects of the momentum distribution at early and late times were known. The authors provided a quantitative description of the initial state in terms of solitonic defects [14,26]. Since the quenching procedure is almost instantaneous, the initial state had a large population of high-energy modes, which makes the observation of the universal dynamics associated with NTFPs possible when the system relaxes. During the time evolution of the system, a peak appears at low momenta, indicative of the formation of the quasi-condensate. The system reaches a thermal quasi-condensate state at late times, which is described by a Lorentzian function (its width is inversely proportional to the temperature).

The normalized momentum distributions are shown in Figure 2a. As time progresses, the distribution increases (decreases) at low (high) momenta, signaling the formation of the quasi-condensate. In Figure 2b, the authors provide the scaled curves using Equation (2) with $\alpha = 0.09(5)$ and $\beta = 0.10(4)$. All curves, below a cut-off value k_c indicated by a dashed line in the figure, collapse into a single universal function. Both exponents are positive, indicating that particles migrate toward the low-momenta region, and energy flows in the high-momenta direction. This is consistent with the formation of a quasi-condensate after the quenching procedure is performed. The theoretical study in [5] predicts a value of $\beta = 1/2$, independent of the dimension d , for far-from-equilibrium dynamics in an isolated Bose gas following a strong quench. The authors of [18] provide arguments for why this theory does not apply fully to their system.

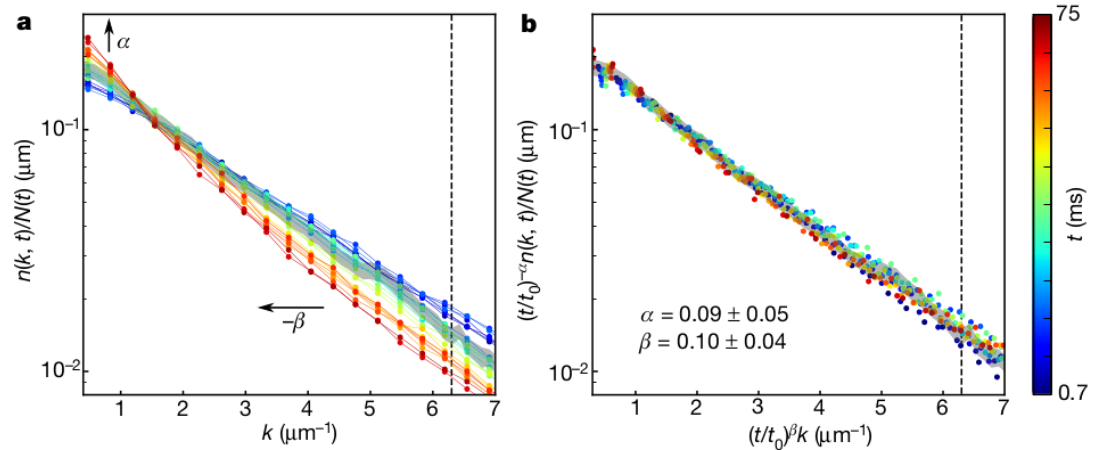


Figure 2. Universal scaling dynamics observed by the authors of [18]. (a) Time evolution of the normalized momentum distributions. (b) Momentum distributions scaled according to Equation (2). All the curves collapse into a single function, signaling the universal scaling. Reprinted by permission from Springer Nature Customer Service Centre GmbH: Springer Nature, Nature, Erne et al., Universal dynamics in an isolated one-dimensional Bose gas far from equilibrium, © 2018.

As well as analyzing the momentum distributions, the authors also computed the number of particles and the mean kinetic energy per particle in the scaling region (Equations (3) and (4)). The quantity \bar{N} was approximately constant in that region, which is consistent with the time-dependence prediction of Equation (3), i.e., $\bar{N}(t) \propto t^{\alpha-d\beta}$, since $d = 1$ and the authors found $\alpha \approx \beta$. Moreover, the $\bar{M}_2 \propto t^{-2\beta}$ behavior was also verified in the region of interest. As expected, both quantities showed a different time dependence outside the scaling region.

3.2. Spinor Bose Gas

The authors in [19] observed universal dynamics in a quasi-one-dimensional spinor Bose gas [27] by analyzing spin correlations. They employed a ^{87}Rb gas in the $F = 1$ hyperfine state, which has three possible magnetic sublevels: $m_F = -1, 0, 1$. Hence, it behaves as a spin-1 system with ferromagnetic interactions [28]. Initially, all atoms are in the $m_F = 0$ state. The system is driven far from equilibrium by a sudden change in the energy splitting of the sublevels, producing excitations in the $F_x - F_y$ plane.

Although both this system and the one presented in Section 3.1 are quasi-one-dimensional systems, the degrees of freedom and underlying physics are quite different. Hence, the function entering into the scaling described by Equation (2) is not as straightforward as being simply the momentum distribution. For details regarding the function and the measurements, the reader is referred to [19]. Here, we present only a brief overview.

First, the authors computed the mean spin length, $\langle |F_{\perp}(t)| \rangle$, where $F_{\perp} = F_x + iF_y$. A local angle was defined and extracted using $\theta(y, t) = \arcsin(F_x(y, t) / \langle |F_{\perp}(t)| \rangle)$. Fluctuations were probed by means of a two-point correlation function, $C(y, y'; t) = \langle \theta(y, t)\theta(y', t) \rangle$. Finally, the desired function is the structure factor, which is the averaged Fourier transform:

$$f_{\theta}(k, t) = \int dy \int d\bar{y} C(y + \bar{y}, y; t) e^{-2\pi i k \bar{y}}. \quad (5)$$

Although the derivation of the function defined in Equation (5) may seem more intricate than the more familiar momentum distribution of Section 3.1, both are functions of momentum and time and are determined by experimental parameters and the initial state.

In Figure 3a the authors present the time evolution of the structure factor. It is possible to see a shift toward lower momenta as time passes. When the scaling of Equation (2) is applied to the data, all the points collapse into a single universal curve, as shown in Figure 3b. The exponents employed were $\alpha = 0.33(8)$ and $\beta = 0.54(6)$.

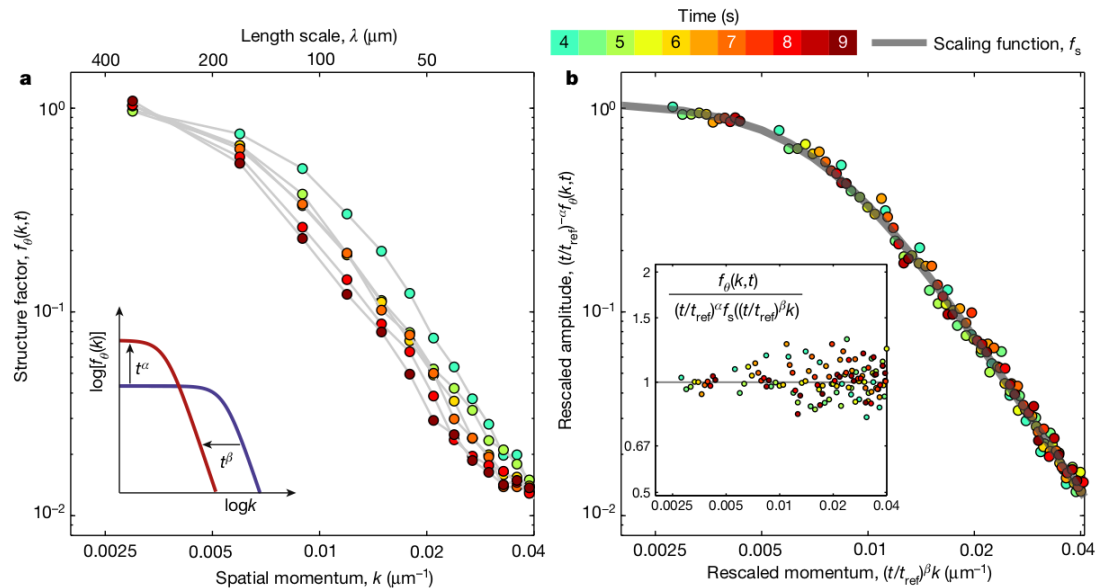


Figure 3. Universal scaling in a spinor Bose gas [19]. (a) Time evolution of the structure factor (Equation (5)). (b) After the scaling of Equation (2) has been applied, the curves collapse into a universal function. Reprinted by permission from Springer Nature Customer Service Centre GmbH: Springer Nature, Nature, Prüfer et al., Observation of universal dynamics in a spinor Bose gas far from equilibrium, © 2018.

The authors also find a relevant global observable $\int dk f_\theta(k, t)$, which is an approximately conserved quantity during the evolution. The arguments used in Section 2.1 can be employed to derive its time dependence $\propto t^{\alpha-\beta}$. The observed migration of the conserved quantity toward lower momenta is consistent with $\beta > 0$.

Although the values of the exponents do not strictly correspond to $\alpha \approx \beta$, as one would expect from $\alpha - d\beta = 0$, we should keep in mind that this system is composed of $N_s = 3$ unidimensional Bose gases, for which there are no theoretical predictions. For other systems described by $\mathcal{O}(N_s)$ symmetric models and $d \geq 2$, the universal value of $\beta \approx 0.5$ has been predicted [5].

3.3. Homogeneous Three-Dimensional Bose Gas

The authors of [20] observed a bidirectional dynamical scaling in a homogeneous three-dimensional Bose gas [29]. While the systems described in Sections 3.1 and 3.2 only report universal scaling in the IR region, the authors of [20] also observed scaling in the ultraviolet (UV) region of the momentum distribution, hence the term bidirectional. Although the authors found a different set of exponents for the universal scaling in each region, these do not correspond to two different NTFPs. Instead, they are a consequence of particle transport toward small momenta and energy transport toward large momenta, in agreement with NTFP theory [24].

In their experiment, the authors employed ^{39}K atoms in a cylindrical box, producing a homogeneous 3D Bose gas. Their experimental protocol depended on the depth of the optical box trap and the s -wave two-body scattering length a , which characterizes the interparticle interactions. First, a cloud containing the atoms just above the condensation temperature was

prepared. The idea was to quickly remove atoms and energy from the system to produce a far-from-equilibrium state. This was achieved by turning off the interactions ($a \rightarrow 0$) and lowering the depth of the trap so that high-energy atoms evaporated. Since there are no interactions, the system does not thermalize. This step removed $\approx 77\%$ of the atoms and $\approx 98\%$ of the energy such that, if it were in equilibrium, a significant fraction of the system would condense. Next, the system was closed again by increasing the depth of the trap potential. At $t = 0$, interactions were turned on again ($a \neq 0$) and thermalization began to take place. After a variable time t , the momentum distribution $n(k, t)$ was obtained through absorption images. For long enough times, the system reaches equilibrium with both condensed and thermal components.

During thermalization, the total number of particles N and total energy E are conserved, but there are two distinctive flows in opposite directions as time progresses. The majority of particles migrate toward the IR region, consistent with the condensate formation, but a small fraction of the atoms transfer the energy in the UV direction.

The presence of a nearby NTFP allows for the universal scaling of Equation (2) in a time interval between the initial and equilibrium states. In Figure 4a, the authors show the unscaled $n(k, t)$ profiles. The UV region is described well by the exponents $\alpha = -0.70(7)$ and $\beta = -0.14(2)$ (Figure 4b), while the IR region collapses into a universal function with $\alpha = 1.15(8)$ and $\beta = 0.34(5)$ (Figure 4c).

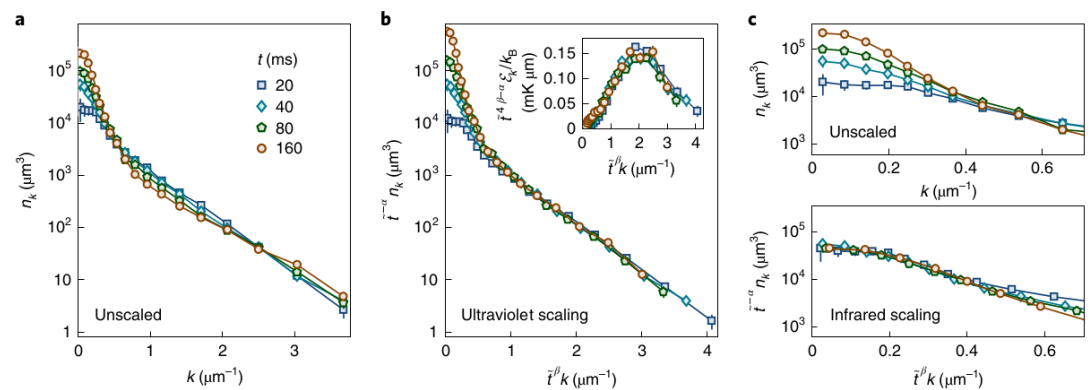


Figure 4. Universal bidirectional scaling in a homogeneous Bose gas [20]. (a) Momentum distributions as a function of time. (b) Scaling provided by Equation (2) with $\alpha = -0.70(7)$ and $\beta = -0.14(2)$, which collapses the curves into a universal function for the UV region. (c) The top panel shows the low-momenta region of the momentum distributions, while the bottom one depicts the scaling of Equation (2) with $\alpha = 1.15(8)$ and $\beta = 0.34(5)$. Reprinted by permission from Springer Nature Customer Service Centre GmbH: Springer Nature, Nature Physics, Glidden et al., Bidirectional dynamic scaling in an isolated Bose gas far from equilibrium, © 2021.

For a d -dimensional system with a dispersion relation of the form $\omega(k) \propto k^z$, energy density conservation requires $\alpha/\beta = d + z$ [17,24]. Hence, the UV scaling, where $\alpha/\beta \approx 5$, is consistent with energy-conserving transport with a quadratic dispersion relation in 3D. Moreover, weak-wave turbulence predicts a value of $\beta = -1/6$ for the UV dynamics [30,31], close to that observed in [20].

For the IR region, $\alpha/\beta \approx 3$, consistent with particle conservation in $d = 3$ dimensions. While several theoretical investigations predict $\beta = 1/2$ for the IR region [4,5,17], certain conditions may yield $\beta = 1/3$ [24,32].

The authors of [20] also investigated a dynamical scaling depending on the interactions $t \rightarrow ta/a_0$, where a_0 is a reference scattering length. The exponents obtained by this other scaling were similar to those previously obtained.

3.4. Harmonically Trapped Three-Dimensional Bose gas

The authors in [21] investigated the emergence of universal scaling due to the presence of NTFPs in a harmonically trapped three-dimensional Bose gas, driven to a turbulent state.

The experiment began with a cigar-shaped ^{87}Rb BEC with a condensed fraction of $\approx 70\%$ in equilibrium. The production of a far-from-equilibrium state was achieved by a sinusoidal time-varying magnetic field gradient, such that it was not aligned with the principal axes of the trap. This corresponds to rotations and distortions of the original trap shape. The amplitude, frequency, and duration of the excitation could be varied and controlled. At $t = 0$ the excitation was turned off, and the system was left to evolve in the trap. After a time t , absorption images were taken to obtain the momentum distribution of the system.

The emergence of a turbulent state depends on the parameters of the excitation protocol, as identified by a characteristic power-law behavior. Figure 5a shows the time evolution of the momentum distribution of a turbulent state. As time passes, the distribution shifts toward high momenta, indicating the depletion of the condensate. The scaling employing Equation (2) with $\alpha = -0.50(8)$ and $\beta = -0.2(4)$ is shown in Figure 5b, which collapses all curves into a single function.

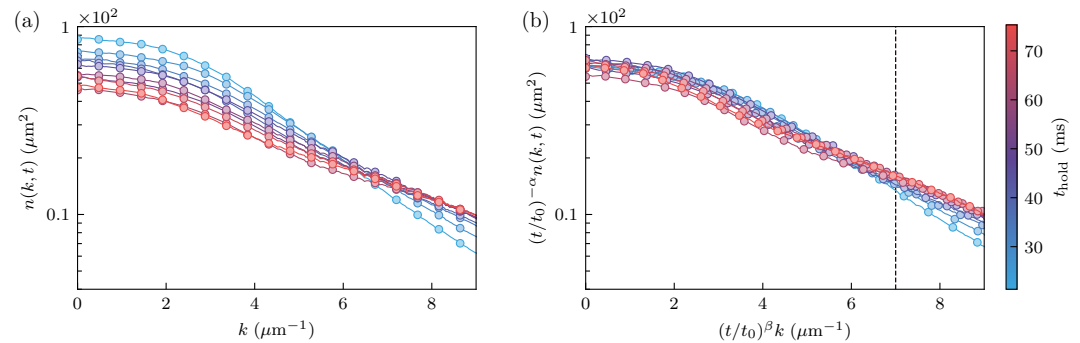


Figure 5. Universal scaling in a turbulent harmonically trapped Bose gas [21]. (a) Momentum distributions of the turbulent state. (b) Scaled momentum distributions with $\alpha = -0.50(8)$ and $\beta = -0.2(4)$. Figure taken from [21].

The momentum distributions of Figure 5a were obtained via absorption images of the cloud, corresponding to two-dimensional projections of a three-dimensional system. Using the inverse Abel transform [33] and some assumptions, the authors in [21] were able to reconstruct the three-dimensional momentum distributions (see Figure 6a). The exponents determined using the two-dimensional projections did not provide the universal scaling, as evidenced by Figure 6b. The authors showed that the exponents obtained through the scaling of a projection were related to those of the isotropic three-dimensional distribution through $\alpha_{3\text{D}} = 3\alpha/2$ (β remains the same). Using $\alpha = -0.75$ and $\beta = -0.2$, the collapse into a universal function was much better adjusted, as shown in Figure 6c.

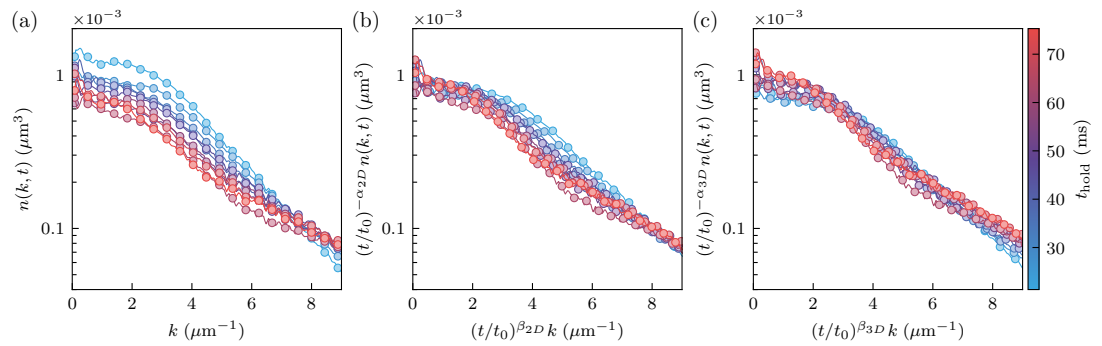


Figure 6. (a) Three-dimensional momentum distribution reconstructed with the inverse Abel transform. (b) Scaling provided by Equation (2) with $\alpha = -0.50$ and $\beta = -0.2$, which are the same exponents as those employed in the two-dimensional projection. (c) Scaling using $\alpha = -0.75$ and $\beta = -0.2$, corresponding to the prediction of the exponents for the three-dimensional case. The collapse is much better than that shown in panel (b). The figure is taken from [21].

The global observables of Equations (3) and (4) were also computed in [21]. The authors observed a slight decrease in the particle number in the scaling region, $\bar{N} \propto t^{-0.1}$, and an increase in the mean kinetic energy consistent with $\bar{M}_2 \propto t^{-2\beta}$. These observations are consistent with the energy leaving the IR region and the depletion of the condensate. The authors also presented the benefits of merging quantum turbulence phenomena into a universality class of dynamically scaling systems characteristic of NTFPs [5,13,17,22,24–26,31,34,35].

4. Final Remarks

In this review, we focused on experiments with Bose gases that, due to the presence of NTFPs, display the spatio-temporal scaling of Equation (2). Table 1 contains a summary of the systems and related exponents. Although we discussed these experiments only in terms of dimensionality, the number of components, and the signs of the exponents, these systems cover a wide range of scenarios.

Table 1. Summary of the exponents α and β found in the experiments covered in this review [18–21]. We indicate the dimensionality d , the number of components N_s , and the two different sets of exponents found in [20,21].

Bose Gas		d	N_s	α	β
1D [18]		1	1	0.09(5)	0.10(4)
Spinor [19]		1	3	0.33(8)	0.54(6)
3D Homogeneous [20]	IR region	3	1	1.15(8)	0.34(5)
	UV region	3	1	-0.70(7)	-0.14(2)
Turbulent, harmonically trapped [21]	2D projection	2	1	-0.50(8)	-0.2(4)
	3D reconstruction	3	1	-0.75	-0.2

A common aspect of the experiments presented in this review is the relation followed by the scaling exponents, $\alpha \approx d\beta$, in the IR region. This is not surprising, since according to Equation (3), $\bar{N} \propto t^{\alpha-d\beta}$ and $\bar{N}(t)$ must be conserved during the interval where the scaling occurs. Nevertheless, verifying these theoretical predictions experimentally in systems that are so different from each other strengthens the claim regarding NTFPs.

In equilibrium critical phenomena, renormalization group theory and fixed points lead to critical exponents [36], which provide a unified description in terms of universality classes

sharing the same exponents. The experimental evidence provided by the studies presented in this review is crucial to providing something similar in isolated far-from-equilibrium systems. Hopefully, the interplay between theory and experiments may lead to classification schemes based on universal properties, which would be important for various systems. This would allow, for example, cold-atom experiments to be employed to simulate different systems of the same universality class.

Author Contributions: Conceptualization, V.S.B.; methodology, L.M.; software, L.M.; validation, L.M.; formal analysis, L.M.; investigation, L.M.; resources, V.S.B.; data curation, L.M.; writing—original draft preparation, L.M.; writing—review and editing, V.S.B.; visualization, L.M.; supervision, V.S.B.; project administration, L.M.; funding acquisition, V.S.B. All authors have read and agreed to the published version of the manuscript.

Funding: This work was supported by the São Paulo Research Foundation (FAPESP) under the grants 2013/07276-1, 2014/50857-8, and 2018/09191-7, and by the National Council for Scientific and Technological Development (CNPq) under the grant 465360/2014-9.

Institutional Review Board Statement: Not applicable.

Informed Consent Statement: Not applicable.

Data Availability Statement: No new data were created or analyzed in this study. Data sharing is not applicable to this article.

Conflicts of Interest: The authors declare no conflict of interest.

Abbreviations

The following abbreviations are used in this manuscript:

NTFP	non-thermal fixed point
BEC	Bose–Einstein condensate
IR	infrared
UV	ultraviolet

References

1. Polkovnikov, A.; Sengupta, K.; Silva, A.; Vengalattore, M. Colloquium : Nonequilibrium dynamics of closed interacting quantum systems. *Rev. Mod. Phys.* **2011**, *83*, 863–883, doi:10.1103/RevModPhys.83.863.
2. Kofman, L.; Linde, A.; Starobinsky, A.A. Reheating after Inflation. *Phys. Rev. Lett.* **1994**, *73*, 3195–3198, doi:10.1103/PhysRevLett.73.3195.
3. Micha, R.; Tkachev, I.I. Relativistic Turbulence: A Long Way from Preheating to Equilibrium. *Phys. Rev. Lett.* **2003**, *90*, 121301, doi:10.1103/PhysRevLett.90.121301.
4. Berges, J.; Rothkopf, A.; Schmidt, J. Nonthermal Fixed Points: Effective Weak Coupling for Strongly Correlated Systems Far from Equilibrium. *Phys. Rev. Lett.* **2008**, *101*, 041603, doi:10.1103/PhysRevLett.101.041603.
5. Piñeiro Orioli, A.; Boguslavski, K.; Berges, J. Universal self-similar dynamics of relativistic and nonrelativistic field theories near nonthermal fixed points. *Phys. Rev. D* **2015**, *92*, 025041, doi:10.1103/PhysRevD.92.025041.
6. Moore, G.D. Condensates in relativistic scalar theories. *Phys. Rev. D* **2016**, *93*, 065043, doi:10.1103/PhysRevD.93.065043.
7. Baier, R.; Mueller, A.; Schiff, D.; Son, D. “Bottom-up” thermalization in heavy ion collisions. *Phys. Lett. B* **2001**, *502*, 51–58, doi:10.1016/S0370-2693(01)00191-5.
8. Berges, J.; Boguslavski, K.; Schlichting, S.; Venugopalan, R. Turbulent thermalization process in heavy-ion collisions at ultrarelativistic energies. *Phys. Rev. D* **2014**, *89*, 074011, doi:10.1103/PhysRevD.89.074011.
9. Berges, J.; Boguslavski, K.; Schlichting, S.; Venugopalan, R. Universality Far from Equilibrium: From Superfluid Bose Gases to Heavy-Ion Collisions. *Phys. Rev. Lett.* **2015**, *114*, 061601, doi:10.1103/PhysRevLett.114.061601.
10. Berges, J.; Boguslavski, K.; Mace, M.; Pawłowski, J.M. Gauge-invariant condensation in the nonequilibrium quark-gluon plasma. *Phys. Rev. D* **2020**, *102*, 034014, doi:10.1103/PhysRevD.102.034014.
11. Lamacraft, A. Quantum Quenches in a Spinor Condensate. *Phys. Rev. Lett.* **2007**, *98*, 160404, doi:10.1103/PhysRevLett.98.160404.

12. Barnett, R.; Polkovnikov, A.; Vengalattore, M. Prethermalization in quenched spinor condensates. *Phys. Rev. A* **2011**, *84*, 023606, doi:10.1103/PhysRevA.84.023606.
13. Schole, J.; Nowak, B.; Gasenzer, T. Critical dynamics of a two-dimensional superfluid near a nonthermal fixed point. *Phys. Rev. A* **2012**, *86*, 013624, doi:10.1103/PhysRevA.86.013624.
14. Schmidt, M.; Erne, S.; Nowak, B.; Sexty, D.; Gasenzer, T. Non-thermal fixed points and solitons in a one-dimensional Bose gas. *New J. Phys.* **2012**, *14*, 075005, doi:10.1088/1367-2630/14/7/075005.
15. Hofmann, J.; Natu, S.S.; Das Sarma, S. Coarsening Dynamics of Binary Bose Condensates. *Phys. Rev. Lett.* **2014**, *113*, 095702, doi:10.1103/PhysRevLett.113.095702.
16. Williamson, L.A.; Blakie, P.B. Universal Coarsening Dynamics of a Quenched Ferromagnetic Spin-1 Condensate. *Phys. Rev. Lett.* **2016**, *116*, 025301, doi:10.1103/PhysRevLett.116.025301.
17. Chantesana, I.; Orioli, A.P.; Gasenzer, T. Kinetic theory of nonthermal fixed points in a Bose gas. *Phys. Rev. A* **2019**, *99*, 043620, doi:10.1103/PhysRevA.99.043620.
18. Erne, S.; Bücker, R.; Gasenzer, T.; Berges, J.; Schmiedmayer, J. Universal dynamics in an isolated one-dimensional Bose gas far from equilibrium. *Nature* **2018**, *563*, 225–229, doi:10.1038/s41586-018-0667-0.
19. Prüfer, M.; Kunkel, P.; Strobel, H.; Lannig, S.; Linnemann, D.; Schmied, C.M.; Berges, J.; Gasenzer, T.; Oberthaler, M.K. Observation of universal dynamics in a spinor Bose gas far from equilibrium. *Nature* **2018**, *563*, 217–220, doi:10.1038/s41586-018-0659-0.
20. Glidden, J.A.P.; Eigen, C.; Dogra, L.H.; Hilker, T.A.; Smith, R.P.; Hadzibabic, Z. Bidirectional dynamic scaling in an isolated Bose gas far from equilibrium. *Nat. Phys.* **2021**, *17*, 457–461, doi:10.1038/s41567-020-01114-x.
21. García-Orozco, A.D.; Madeira, L.; Moreno-Armijos, M.A.; Fritsch, A.R.; Tavares, P.E.S.; Castilho, P.C.M.; Cidrim, A.; Roati, G.; Bagnato, V.S. Universal dynamics of a turbulent superfluid Bose gas. *arXiv* **2021**, arXiv:2107.07421.
22. Nowak, B.; Sexty, D.; Gasenzer, T. Superfluid turbulence: Nonthermal fixed point in an ultracold Bose gas. *Phys. Rev. B* **2011**, *84*, 020506, doi:10.1103/PhysRevB.84.020506.
23. Pethick, C.J.; Smith, H. *Bose-Einstein Condensation in Dilute Gases*; Cambridge University Press: Cambridge, UK, 2008; Volume 9780521846, pp. 1–569, doi:10.1017/CBO9780511802850.
24. Schmied, C.M.; Mikheev, A.N.; Gasenzer, T. Non-thermal fixed points: Universal dynamics far from equilibrium. *Int. J. Mod. Phys. A* **2019**, *34*, 1941006, doi:10.1142/S0217751X19410069.
25. Nowak, B.; Erne, S.; Karl, M.; Schole, J.; Sexty, D.; Gasenzer, T. Non-thermal fixed points: Universality, topology, & turbulence in Bose gases. *arXiv* **2013**, arXiv:1302.1448.
26. Karl, M.; Gasenzer, T. Strongly anomalous non-thermal fixed point in a quenched two-dimensional Bose gas. *New J. Phys.* **2017**, *19*, 093014, doi:10.1088/1367-2630/aa7eeb.
27. Sadler, L.E.; Higbie, J.M.; Leslie, S.R.; Vengalattore, M.; Stamper-Kurn, D.M. Spontaneous symmetry breaking in a quenched ferromagnetic spinor Bose–Einstein condensate. *Nature* **2006**, *443*, 312–315, doi:10.1038/nature05094.
28. Stamper-Kurn, D.M.; Ueda, M. Spinor Bose gases: Symmetries, magnetism, and quantum dynamics. *Rev. Mod. Phys.* **2013**, *85*, 1191–1244, doi:10.1103/RevModPhys.85.1191.
29. Gaunt, A.L.; Schmidutz, T.F.; Gotlibovych, I.; Smith, R.P.; Hadzibabic, Z. Bose-Einstein Condensation of Atoms in a Uniform Potential. *Phys. Rev. Lett.* **2013**, *110*, 200406, doi:10.1103/PhysRevLett.110.200406.
30. Zakharov, V.E.; L’vov, V.S.; Falkovich, G. *Kolmogorov Spectra of Turbulence I*; Springer Series in Nonlinear Dynamics; Springer: Berlin/Heidelberg, Germany, 1992; doi:10.1007/978-3-642-50052-7.
31. Dyachenko, S.; Newell, A.; Pushkarev, A.; Zakharov, V. Optical turbulence: Weak turbulence, condensates and collapsing filaments in the nonlinear Schrödinger equation. *Phys. D Nonlinear Phenom.* **1992**, *57*, 96–160, doi:10.1016/0167-2789(92)90090-A.
32. Mikheev, A.N.; Schmied, C.M.; Gasenzer, T. Low-energy effective theory of nonthermal fixed points in a multicomponent Bose gas. *Phys. Rev. A* **2019**, *99*, 063622, doi:10.1103/PhysRevA.99.063622.
33. Bracewell, R.N.; Bracewell, R.N. *The Fourier Transform and Its Applications*; McGraw-Hill Series in Electrical Engineering; McGraw-Hill: New York, NY, USA, 1986.
34. Nowak, B.; Schole, J.; Sexty, D.; Gasenzer, T. Nonthermal fixed points, vortex statistics, and superfluid turbulence in an ultracold Bose gas. *Phys. Rev. A* **2012**, *85*, 043627, doi:10.1103/PhysRevA.85.043627.
35. Scheppach, C.; Berges, J.; Gasenzer, T. Matter-wave turbulence: Beyond kinetic scaling. *Phys. Rev. A* **2010**, *81*, 033611, doi:10.1103/PhysRevA.81.033611.
36. Wilson, K.G. The renormalization group: Critical phenomena and the Kondo problem. *Rev. Mod. Phys.* **1975**, *47*, 773–840, doi:10.1103/RevModPhys.47.773.