

Eccentric orbits and apsidal motion in the eclipsing binaries EK Cep and HS Her

Olivera Latković,^{1*} Kosmas Gazeas,² Haralambi Markov,³ Atila Čeki¹ and Sofia Palafouta²

¹*Astronomical Observatory, Volgina 7, 11060 Belgrade, Serbia*

²*Section of Astrophysics, Astronomy and Mechanics, Department of Physics, National and Kapodistrian University of Athens, GR-15784 Zografos, Athens, Greece*

³*Institute of Astronomy and National Astronomical Observatory, Bulgarian Academy of Sciences, BG-1784 Sofia, Bulgaria*

Accepted XXX. Received YYY; in original form ZZZ

ABSTRACT

We present the first modern analysis of two young, eclipsing binaries, EK Cep and HS Her, based on new, ground-based, CCD multicolour light curves as well as the TESS observations, radial velocity curves, and eclipse timing measurements. The orbital and stellar parameters of the stars are determined by Roche modelling, and their evolutionary status is examined using a grid of isochrones and evolutionary tracks. We find that HS Her is 25–32 Myr old and its components are on the zero-age main sequence; at the age of 16–20 Myr, the primary of EK Cep is also on the ZAMS, but its secondary is a pre-main-sequence star. Both binaries have slightly eccentric orbits and display apsidal motion. Based on updated eclipse timings and spectroscopic evidence, we rule out the presence of a previously hypothesized tertiary component in HS Her.

Key words: binaries: eclipsing – binaries: close – stars: fundamental parameters – stars: individual: EK Cep – stars: individual: HS Her

1 INTRODUCTION

EK Cep (HD 206821, RA: 21^h 41^m 21^s.50, Dec: +69° 41′ 34″.11, P = 4.427794 d, $V_{mag} = 7.89$) and HS Her (HD 174714, RA: 18^h 50^m 49^s.77, Dec: +24° 43′ 11″.94, P = 1.6374352 d, $V_{mag} = 8.56$) are detached eclipsing binaries in early stages of evolution. Both objects have interesting peculiarities. EK Cep was the first known eclipsing binary with a pre-main-sequence (PMS) component, apsidal motion and metallicity measurements (see e.g., Claret et al. 1995). HS Her was the subject of a long debate surrounding its relatively short apsidal motion period (of the order of 100 years) and the possibility of having a third component (Colak & MUYESSEROGLU 2005); there are also indications of primordial protostellar matter lingering inside the Roche lobe of the secondary star (ÇAKIRLI, Ö. and IBANOĞLU, C. and FRASCA, A. 2007).

These systems were examined in many previous works, mostly based on photometric light curves of relatively poor quality, obtained before the CCD era. The majority of the early studies extract their results from data with high noise and sparse phase coverage that was, in some cases, insufficient to detect the secondary eclipse. Most of these works rely on effectively deprecated modeling methods that preceded the widespread use of the Roche formalism. Early spectroscopic studies with radial velocity measurements are reported without uncertainties, which results in overestimated and unrealistic accuracy for the derived stellar parameters. An important weakness of the older studies is that the secondary component of HS Her was not yet spectroscopically detected at the time when we initiated our own spectroscopic observations (in 2002; it was found for the first time in the study by ÇAKIRLI, Ö. and IBANOĞLU, C. and FRASCA, A.

2007). Presently, both systems investigated in this work have been neglected for more than a decade.

We conduct the first modern study of EK Cep and HS Her, based on the simultaneous Roche modelling of new CCD light curves, including TESS observations, and new radial velocity measurements, supported by a detailed eclipse timing analysis of all the measurements available in the literature and over 60 new eclipse timing measurements, contributed as part of this work. In the following sections, we provide an overview of the past results (sections 1.1 and 1.2), the description of the observations (sections 2 and 3), the methods employed in our analyses (sections 4 and 5), and proceed to discuss the evolutionary status (section 6) of the two systems under study.

1.1 EK Cep

The first mention of EK Cep is found in the work of Ebbighausen (1966a), who published photomultiplier light-curves in the *B* and *V* passbands, determined the orbital period of about 4.4 days and noted the eccentricity of the system. A spectroscopic study followed soon after (Ebbighausen 1966b), resulting in a single-lined radial velocity curve. The eccentricity was confirmed to be around 0.1. Hill et al. (1975) classified EK Cep as A1 V star. Mezzetti et al. (1980) reanalysed the light and radial velocity curves from Ebbighausen (1966a,b) with Wood’s triaxial ellipsoids model (Wood 1973) and remarked on the disagreement between the ratio of component radii with the expectations if both stars are on the main sequence (A0 or A1 and G1).

Tomkin (1983) was the first to detect the secondary component in the spectra and derive a double-lined radial velocity curve. Adopting the photometric solution of Mezzetti et al. (1980), they arrived at the

* E-mail: olivia@aob.rs

following absolute parameters: $M_1 = 2.03M_\odot$, $M_2 = 1.12M_\odot$, $R_1 = 1.31R_\odot$, $R_2 = 1.08R_\odot$ and $a = 16.63R_\odot$. The secondary was determined to be roughly between F5 V and G5 V. Hill & Ebbighausen (1984) conducted new photomultiplier observations in V and R filters and analysed them with the LIGHT program (Hill 1979). They concluded that both components are normal zero-age-main-sequence (ZAMS) stars of spectral types A1-A1.5 and F8-G5 with a chemical composition of X 0.66, Y 0.3, Z 0.04.

However, summarizing the peculiarities of EK Cep found in previous studies, Popper (1987) proposed that the secondary is a PMS star that is still contracting towards the ZAMS. In a follow-up spectroscopic study, Martin & Rebolo (1993) measured the abundances of Ca, Si and Fe and found them consistent with solar metallicity, with a surface lithium depletion value typical for very young stars. Based on these measurements, Claret et al. (1995) uncovered additional evidence for the PMS nature of the secondary component through evolutionary modelling. They estimated the age of the system to be 20 Myr, with a primary that has just started hydrogen burning, and a secondary that is still contracting towards the main sequence. Young et al. (2001) and Marques et al. (2004) also found that the properties of the secondary in EK Cep are well-matched with models of PMS stars; Marques et al. (2004) refined the age estimate of the system to 26.8 Myr.

Yıldız (2003) constructed a stellar model with a core rotating up to 65 times faster than the envelope to explain the discrepancy between the properties of the primary and the secondary components, which could not be fitted with a single isochrone, but Claret (2006) showed that the discrepancy can be resolved without a rapidly rotating core both with standard and rotating stellar models.

Landin et al. (2009) applied stellar models that account for tidal and rotational distortions to EK Cep and reproduced the various measurements (radii, temperature ratio, rotation rates, lithium depletion and apsidal motion rate) for a much earlier age than the previous studies, between 15.5 and 16.7 Myr.

The most recent observational study of EK Cep was done by Antonyuk & Rostopchina (2009), who recorded photomultiplier light curves in UBVR filters and performed polarimetric observations. They find significant variability in the polarization parameters of the system and ascribe it to the surface magnetic activity of the PMS secondary. The light curves in their study show no secondary minimum and appear to have a total eclipse in the primary minimum. However, the totality is poorly justified with few and highly scattered measurements. Our light curves show clear evidence of non-total eclipses, as can be seen in Fig. 1.

1.2 HS Her

The first spectroscopic study of HS Her was done by Cesco & Sahade (1945), who were able to detect only the brighter component and classified it as a main sequence star of a type between B5 and B8. After Hall (1967) noted a large period variation based on the available eclipse timings, Hall & Hubbard (1971) presented the first multi-colour light curves and estimated the absolute parameters with a Fourier rectification method. They argued in favour of apsidal motion as the origin of the period change; according to the earliest estimates (disproved later), the period of the apsidal motion was only 15.5 years—the shortest known at the time. Hall & Hubbard (1971) discuss at length a photometric anomaly in the trailing wing of the secondary eclipse and suggest the existence of opaque material inside the critical Roche lobe of the secondary—possibly the remnants from the protostellar phase, with the estimated age of the system at 20 Myr. This anomaly isn't present in our data (see Fig. 2).

Giuricin & Mardirossian (1981) revised the photometric elements of HS Her using Wood's triaxial ellipsoids model (Wood 1973). Their results largely agreed with the ones from the previous study. Wolf et al. (2002) confirmed the detection of apsidal motion, but with a period of 78 years, and proposed a third body in an eccentric orbit with a period of 85 years. The third body hypothesis was challenged by Colak & Muysseeroglu (2005), who cautioned that the only points on the O-C diagram that deviate from the apsidal motion fit are those made by visual observation and that they shouldn't be given the same consideration as the photographic, photoelectric and CCD measurements made later. Despite this argument, the disputed visual observations were repeatedly used in later O-C studies as indicative of a third body. We discuss this matter with regards to our own O-C analysis in Section 4.

Bozkurt & Değirmenci (2006) presented an updated analysis of HS Her, based on UBV photoelectric observations and using the Wilson-Devinney method (see e.g., Wilson et al. 2020). Their O-C analysis yields an apsidal motion period of 80.7 years and a third body in an eccentric orbit with a period of 85.4 years. They obtained the following system parameters: $T_1 = 15200K$, $T_2 = 7600K$, $i = 88.1^\circ$, $M_1 = 6.0M_\odot$, $M_2 = 1.8M_\odot$, $R_1 = 3.1R_\odot$ and $R_2 = 1.7R_\odot$. Khaliullin & Khaliullina (2006a) arrive to essentially the same light elements using their own photoelectric UBV measurements. Judging by the colour indices, they suggest that the secondary component of HS Her appears to be of an earlier spectral type than it really is due to the irradiation from the primary, and that its intrinsic type is A7, in the PMS phase, rather than A4 on the main sequence as suggested by earlier studies. They estimate the age of the system at 17 Myr.

The most recent study of HS Her was done by Çakırlı, Ö. and İbanoğlu, C. and Frasca, A. (2007), who measured, for the first time, the radial velocities of the faint secondary. This allowed them to construct a model combining their double-lined orbital solution with the results of previous photometric studies. Among other results, they derive the radial velocity curve of the hypothetical third body using the orbital elements from Bozkurt & Değirmenci (2006). However, they fail to detect a tertiary component in the spectra. The variability of the equivalent widths of $Mg_{II} \lambda 4481\text{Å}$ and H_α lines is proposed as evidence of remaining protostellar material around the binary. Both components of HS Her are estimated to be on the ZAMS, with near-solar metallicity and the age of 32 Myr.

Table 1 lists the photometric magnitudes, color indices, parallaxes/distances and effective temperatures of EK Cep and HS Her, as provided in Gaia DR2 and EDR3. Note that the measurements are not necessarily taken during eclipses or in phases of maximum brightness, and therefore they cannot be used as reference for the effective temperature (through color index) or absolute magnitude (and therefore distance) calculations. They rather provide a "mean" temperature of the system, which does not describe the effective temperature of each component and does not match the spectroscopic observations, as we will show in the following paragraphs.

2 PHOTOMETRIC OBSERVATIONS

Photometric observations of EK Cep and HS Her were performed from the University of Athens Observatory (UOAO¹). The facilities at UOAO utilize a robotic and remotely controlled Cassegrain reflector with diameter 0.4 m and focal ratio f/8 (Gazeas 2016). An SBIG ST10 XME CCD camera with a 2148×1472 pixels chip was

¹ <http://observatory.phys.uoa.gr>

Table 1. Photometric magnitudes, color indices, parallaxes/distances and effective temperatures of EK Cep and HS Her, as provided in Gaia DR2 and EDR3.

Quantity	EK Cep	HS Her
G [mag]	7.85	8.53
Bp [mag]	7.88	8.54
Rp [mag]	7.76	8.45
Bp-Rp [mag]	0.12	0.06
π [mas]	5.81(2)	2.03(2)
d [pc]	172(1)	492(5)
T [K]	8635	9231

used in all observations. The telescope and camera, in combination with an $f/6.3$ focal reducer, resulted on a 17×26 arcmin field of view. The camera is equipped with a set of BVRI (Bessell) filters, which provided multicolour photometric measurements in four optical bands.

EK Cep was observed for a total of 52 nights between November 24, 2016 and March 26, 2017, providing 18313, 18186, 19074, 18660 photometric measurements in BVRI bands, respectively. The star GSC 4466:1166 (SAO 19575) (RA: $00^h 13^m 5^s.038$, Dec: $+05^\circ 37' 53''.08$, G0V sp. type) was used for comparison, while the star GSC 4466:2583 (RA: $00^h 13^m 3^s.799$, Dec: $+05^\circ 34' 55''.63$, K2V sp. type) was used as check star.

HS Her was observed for a total of 27 nights between May 20, 2017 and July 5, 2017, providing 5500, 4918, 5542 and 5915 photometric measurements in BVRI bands, respectively. The star GSC 2113:1713 (RA: $00^h 13^m 5^s.038$, Dec: $+05^\circ 37' 53''.08$, F2V sp. type) was used for comparison, while the star GSC 2113:2133 (SAO 86519) (RA: $00^h 13^m 3^s.799$, Dec: $+05^\circ 34' 55''.63$, B9V sp. type) was used as check star. None of the comparison and check stars showed any variability through the entire observing season, while they have similar spectral type with the variables.

All digital images were reduced with dark and flat frames, which were acquired during each observing night. The instrumental and differential magnitudes of the stars were extracted using aperture photometry, while the aperture was adjusted according to the local seeing conditions.

In addition to these observations, high-precision photometric data have been retrieved from TESS space mission (Ricker et al. 2015). HS Her was observed only in long cadence mode (sector 26), while EK Cep was observed in both short and long cadence mode (sectors 17, 18, 24 and 25).

The orbital PDCSAP data were retrieved via the MAST database² and TESS-SPOC pipeline. The data were detrended by using the Savitzky-Golay filter (Savitzky & Golay 1964) and normalized, phased and sigma-clipped for all prominent outliers.

The light curves of EK Cep and HS Her are shown in Figs. 1 and 2, and our ground-based observations are tabulated in Tables 2 and 3, respectively.

3 SPECTROSCOPIC OBSERVATIONS

High-resolution ($R \approx 15000$) spectroscopic observations were made using the 2-m Ritchey-Chretien telescope and the Coude horizontal spectrograph at NAO Rozhen, in two spectral regions, each about 200 Angstroms wide: in the vicinity of the MgII line at 4481 \AA (hereafter,

Table 2. The light curves of EK Cep. This table is available in its entirety in the machine-readable format. Only a portion is shown here for guidance regarding its form and content.

Filter	JD	Mag	Error
B	2457717.15538	-1.334	0.009
B	2457717.15601	-1.350	0.009
B	2457717.15664	-1.351	0.008
...			
I	2457838.66156	-0.404	0.022
I	2457838.66208	-0.415	0.005
I	2457838.66260	-0.400	0.005

Table 3. The light curves of HS Her. This table is available in its entirety in the machine-readable format. Only a portion is shown here for guidance regarding its form and content.

Filter	JD	Mag	Error
B	2457894.33244	-1.958	0.007
B	2457894.33331	-1.965	0.007
B	2457894.33418	-1.983	0.006
...			
I	2457939.59639	-0.979	0.007
I	2457939.59703	-0.973	0.008
I	2457939.59768	-0.949	0.015

the “MgII4481” region) and around the D1 and D2 sodium lines near 5900 \AA (hereafter, the “NaD5895” region).

For EK Cep, 50 science frames were made during 6 observing sessions in 2005 and 2007; for HS Her, 68 science frames were made over 11 observing sessions between 2002 and 2007. Each image was accompanied by the bias, dark and flat calibration frames. A thorium-argon lamp was used to record comparison spectra for wavelength calibration.

We reduced all the science frames in IRAF³ (National Optical Astronomy Observatory 1999), following the standard CCD processing steps. Examples of the reduced spectra at different orbital phases (about one-third of the entire sample) with provisional line identification are shown in Figs. 3 and 4.

The radial velocities were measured with the cross-correlation function (CCF) method of Tonry & Davis (1979) as implemented in the FXCOR task included with the IRAF RV package⁴. As templates, we used a grid of synthetic spectra calculated with the spectral synthesis program SPECTRUM⁵ (Gray & Corbally 1994) covering effective temperatures in the range from 5000 to 15000 K, surface gravity logarithms in the range from 3.5 to 4.5 and rotational broadening velocities between 0 and 200 km/s (for a total of about 4500 templates). Templates close to the expected parameters of the target stars’ components were then hand-picked according to the quality of the resulting CCF. In the case of EK Cep, the best results could be achieved with templates at $T = 9000 \text{ K}$, $\log g = 4.5$ and $v \sin i$ between 20 and 40 km/s for the primary, and $T = 5750 \text{ K}$, $\log g = 4.5$ and $v \sin i$ between 0 and 20 km/s for the secondary component. The rotational velocities of the components at the equator, assuming synchronous rotation and based on the radii reported in Table 10, are $v_1 \approx 18 \text{ km/s}$ and $v_2 \approx 15 \text{ km/s}$, in broad agreement with the

³ <http://ast.noao.edu/data/software>

⁴ <http://iraf.noao.edu/projects/rv/rv.html>

⁵ <http://www.appstate.edu/%7Egrayro/spectrum/spectrum.html>

² <https://mast.stsci.edu/portal/Mashup/Clients/Mast/Portal.html>

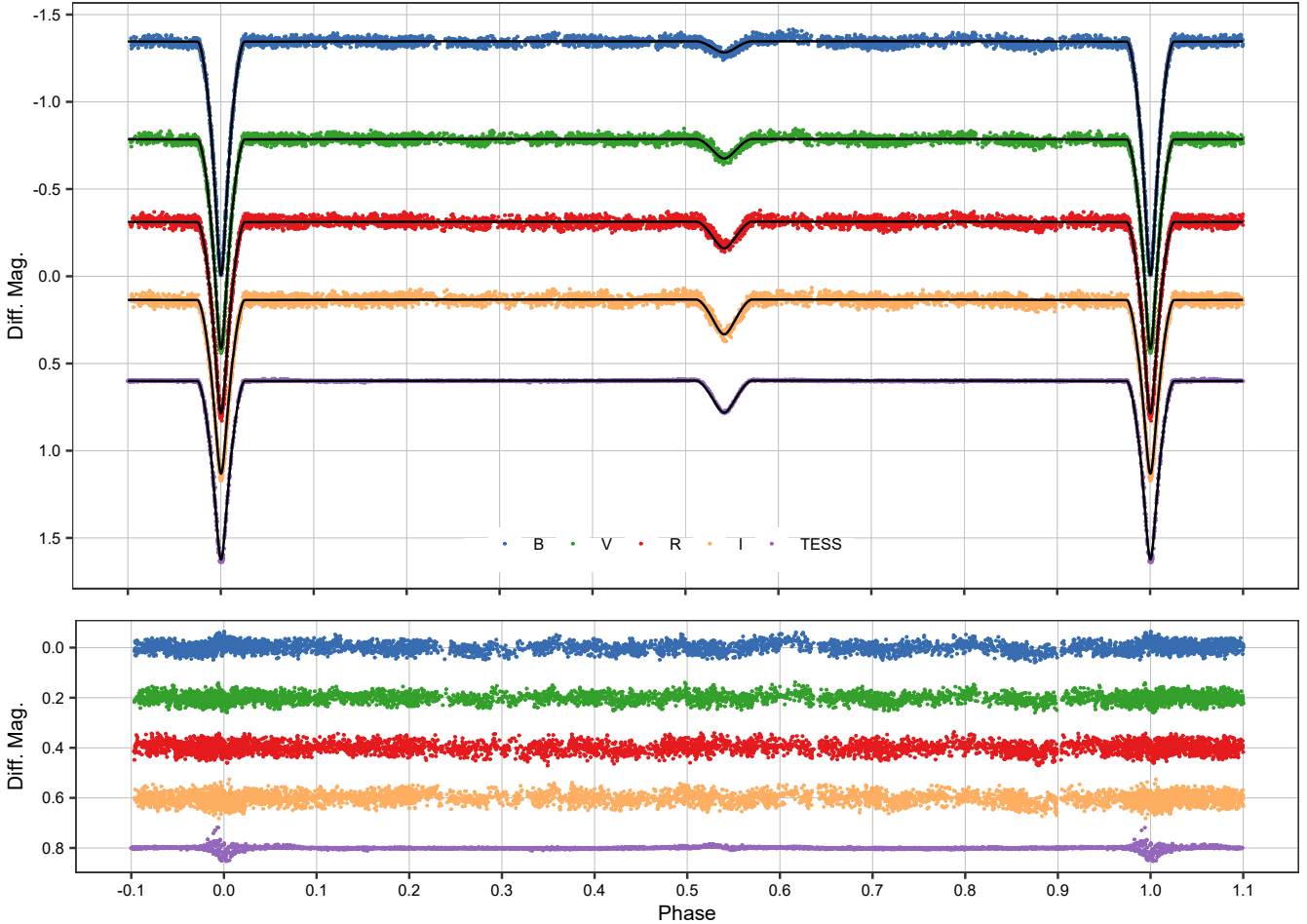


Figure 1. The light curves of EK Cep (a sample of 5000 points) with the model detailed in Table 9 (solid line) and residuals (in the bottom panel).

best-fitting templates. For HS Her, the templates at $T = 15000$ K, $\log g = 4.5$ and $v \sin i$ between 70 and 90 km/s for the primary, and $T = 7750$ K, $\log g = 4.5$ and $v \sin i$ between 20 and 40 km/s for the secondary component were found to provide the best measurements. The estimated rotational velocities are, again, in broad agreement with this selection, at $v_1 \approx 81$ km/s and $v_2 \approx 46$ km/s. A sample of CCFs is given in Fig. 5.

No evidence of a possible tertiary component could be seen in the spectra or the CCFs of either star.

The radial velocities are tabulated in Tables 4 and 5, and shown in Fig. 6. The average error of RV measurements for the primary (secondary) component of EK Cep is 5 (10) km/s; and for HS Her, 10 (20) km/s.

In addition to these new measurements, we use the radial velocities measured by [Çakırlı, Ö. and Ibañoğlu, C. and Frasca, A. \(2007\)](#) for the orbital solution of HS Her. The other previous radial velocity measurements (i.e. those from [Cesco & Sahade 1945](#) for HS Her, [Tomkin 1983](#) and [Ebbighausen 1966b](#) for EK Cep) were published without measurement errors and could not be analyzed in a consistent way together with our data.

4 ECLIPSE TIMING VARIATIONS

EK Cep and HS Her both have a history of observations and eclipse timings several decades long. We gathered all the eclipse timings available in the literature and in online databases. In addition, we extracted nine more new times of minimum light for EK Cep and four more for HS Her, using the method of [Kwee & van Woerden \(1956\)](#), from our new ground-based observations. They are the average values from BVRI filters, and the reported uncertainties are also average values of individual measurements. Another 38 eclipse timings were extracted from the TESS data for EK Cep and ten more for HS Her. The eclipse times newly measured in this work are given in Table 6.

All the data are used to construct the $O - C$ diagrams, which are excellent tools for orbital investigations and provide valuable information about secular changes of the orbital period. The light-time effect (LITE) may also provide an indication for the existence of a third body orbiting the binary. The $O - C$ diagrams for EK Cep and HS Her are shown in Fig. 7. Both stars clearly present an eccentric orbit with apsidal motion, reflected by the separation of the primary and secondary minima.

The linear ephemerides resulting from the $O - C$ analysis are given in Eqs. 1 and 2.

$$\text{EK Cep : Min I} = 2457732.29816(23) + 4.427794(5) \times E \quad (1)$$

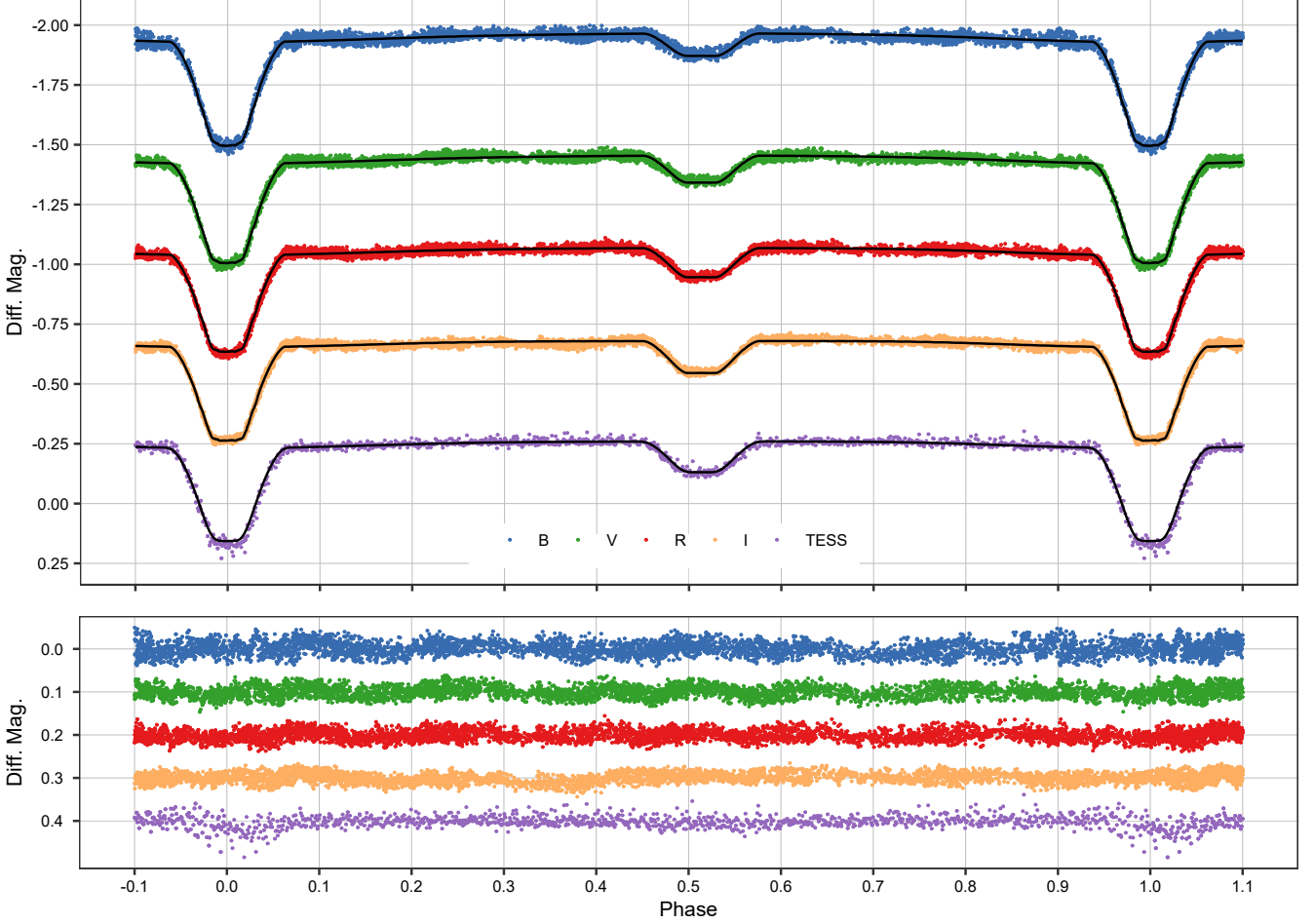


Figure 2. The light curves of HS Her (a sample of 5000 points) with the model detailed in Table 9 (solid line) and residuals (in the bottom panel).

Table 4. Radial velocity measurements for EK Cep. This table is available in its entirety in the machine-readable format. Only a portion is shown here for guidance regarding its form and content.

Sp. region	BJD (mid-exposure)	RV ₁ [km/s]	ΔRV ₁ [km/s]	RV ₂ [km/s]	ΔRV ₂ [km/s]	Exp. time [s]	SNR
MgII4481	2453539.398006	-29.57	3.39	23.23	9.50	1200	114.2
MgII4481	2453539.462715	-36.53	3.71	30.94	11.33	1200	138.3
MgII4481	2453539.515131	-44.57	3.97	39.70	12.60	1200	132.0
...							
NaD5895	2454253.432761	-74.71	3.86	93.28	7.74	1200	155.4
NaD5895	2454253.487938	-72.38	3.89	92.02	7.93	1200	173.2
NaD5895	2454253.536367	-71.67	3.49	87.76	8.09	1200	185.3

3), we include the apsidal motion term (Eq. 4) from the mathematical formulation given in [Tsesevich \(1973\)](#).

$$\text{HS Her : Min I} = 2457909.47190(18) + 1.6374352(2) \times E \quad (2)$$

$$(O - C)_1 = T - (T_0 + P \times E) \quad (3)$$

We model the eclipse timing variations using the LITE software ([Zasche et al. 2009](#)). Starting from the basic $O - C$ expression (Eq.

$$(O - C)_2 = (O - C)_1 \pm \frac{Pe}{2\pi} \left(1 + \frac{1}{\sin^2 i}\right) \cos(\omega_0 + \dot{\omega}E) \quad (4)$$

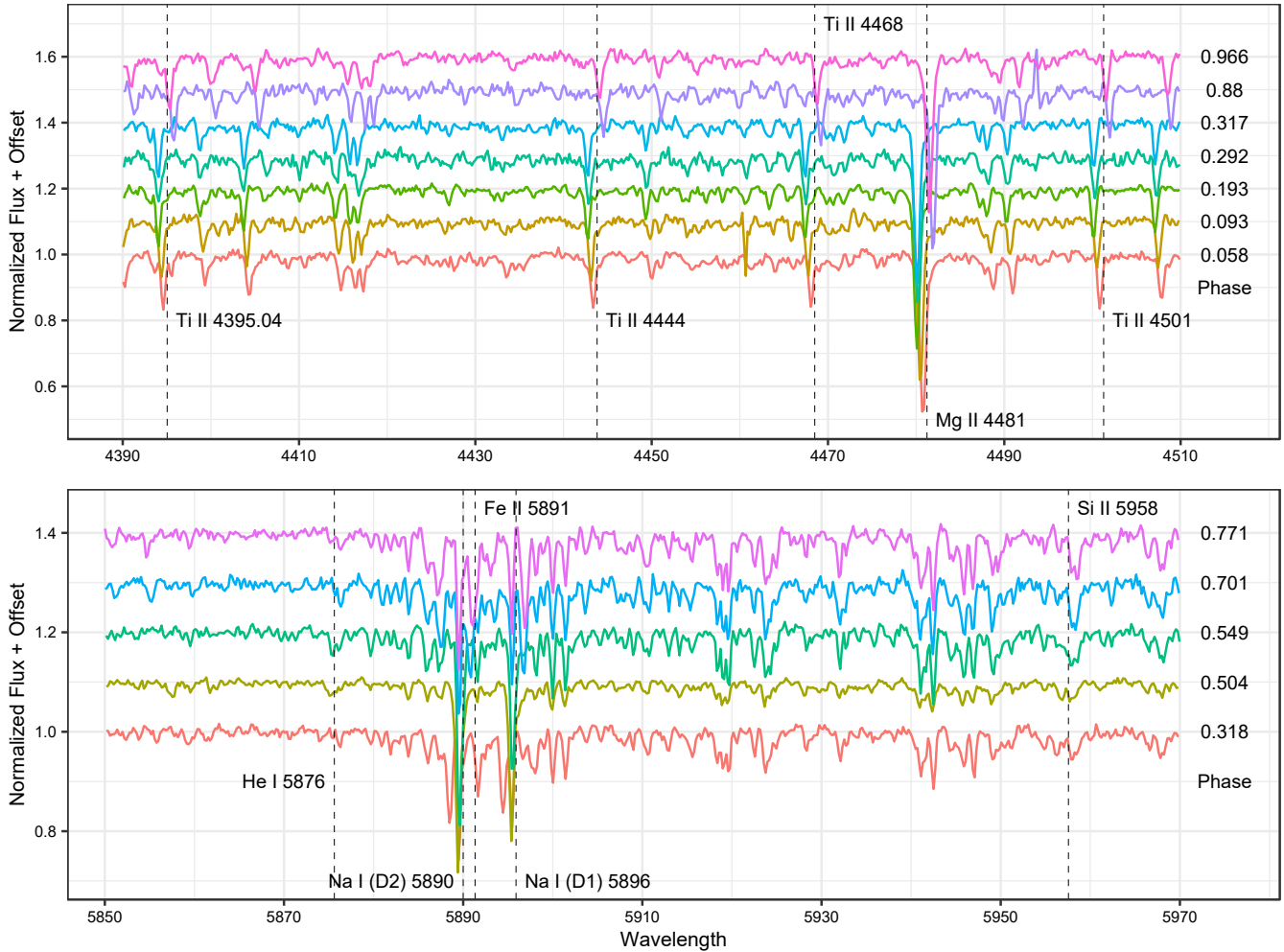


Figure 3. A selection of spectra for EK Cep.

Table 5. Radial velocity measurements for HS Her. This table is available in its entirety in the machine-readable format. Only a portion is shown here for guidance regarding its form and content.

Sp. region	BJD (mid-exposure)	RV ₁ [km/s]	ΔRV ₁ [km/s]	RV ₂ [km/s]	ΔRV ₂ [km/s]	Exp. time [s]	SNR
MgII4481	2453157.478163	33.78	5.75	-159.53	14.39	1200	84.1
MgII4481	2453157.547568	12.65	5.32	-97.29	10.11	1200	77.7
MgII4481	2453180.351405	45.06	7.18	-189.59	13.64	1200	52.1
...							
NaD5895	2452478.450399	-96.41	12.99			1200	74.6
NaD5895	2452478.498028	-99.93	12.75			1200	60.0
NaD5895	2452478.555418	-108.24	14.51			1200	

Statistical weights were assigned to the input eclipse timings according to the method of observation and reliability. We used the values 1, 5, and 10 for visual, photographic and CCD observations, respectively. In the case of HS Her, the highly scattered visual eclipse timings taken before 1960 were discarded.

The obtained orbital parameters are listed in Tables 7 and 8, together with the results of $O - C$ analyses performed in previous studies. Our analysis gives no indication of a third member orbiting

either of the two systems. Regarding the tertiary component hypothesized in previous studies of HS Her, the eclipse timings gathered during the last two decades neatly confirm the predictions of a pure apsidal motion model. Compare, for example, the $O - C$ diagram for HS Her in Fig. 7 with Fig. 1 from Wolf et al. (2002). Now that almost the entire apsidal motion period has been covered with observations, little uncertainty is left regarding the nature and parameters of the eclipse timing variations. Based on these measurements and in line

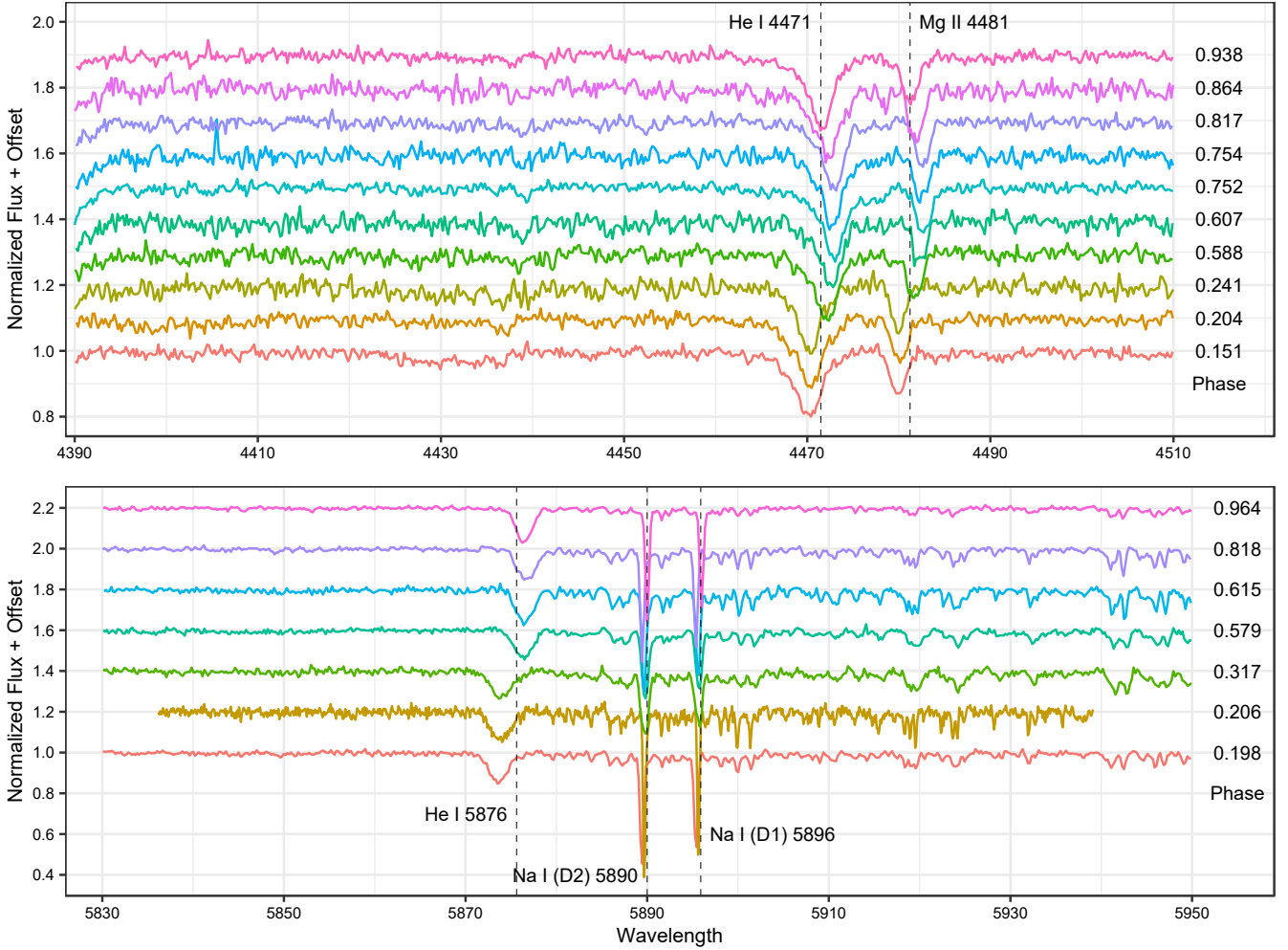


Figure 4. A selection of spectra for HS Her.

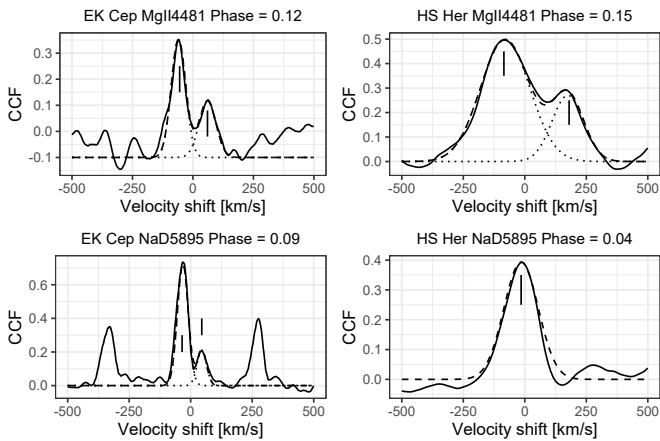


Figure 5. A sample of cross-correlation functions for EK Cep (on the left) and HS Her (on the right) in the MgII4481 (top) and NaD5895 region (bottom). The higher peak corresponds to the primary component in all plots. The lower-right plot demonstrates the situation where the secondary component could not be detected.

with the spectroscopic evidence, the hypothesis of the third body in HS Her can be rejected.

Note that the uncertainty of orbital parameters in older studies seems to be underestimated, or it is not given at all. Significant underestimation is prominent in the case of EK Cep, where the $O - C$ diagram does not provide any evidence of fast apsidal motion. Therefore, although some of the orbital parameters in our study are provided with large uncertainties, they describe the observed orbital motion in a more realistic and robust way.

5 LIGHT AND RADIAL VELOCITY CURVE MODELLING

The modelling of light and velocity curves was done by simultaneous fitting with PHOEBE 1.0 (Prsa et al. 2011). For both binaries, we used the detached configuration. The albedos and gravity darkening coefficients were fixed at their theoretical values of $A = 0.5$ and $g = 0.32$ for stars with convective envelopes ($T < 7200$ K) and $A = 1$ and $g = 1$ for stars with radiative envelopes ($T > 7200$ K) (Ruciński 1969; Lucy 1967; von Zeipel, H. 1924). The limb darkening coefficients were taken from the tables of van Hamme, W. (1993) according to the effective temperatures of the components and the filters used. For EK Cep, we adopted the logarithmic, and for HS Her, the square root limb darkening law. The asynchronous rotation pa-

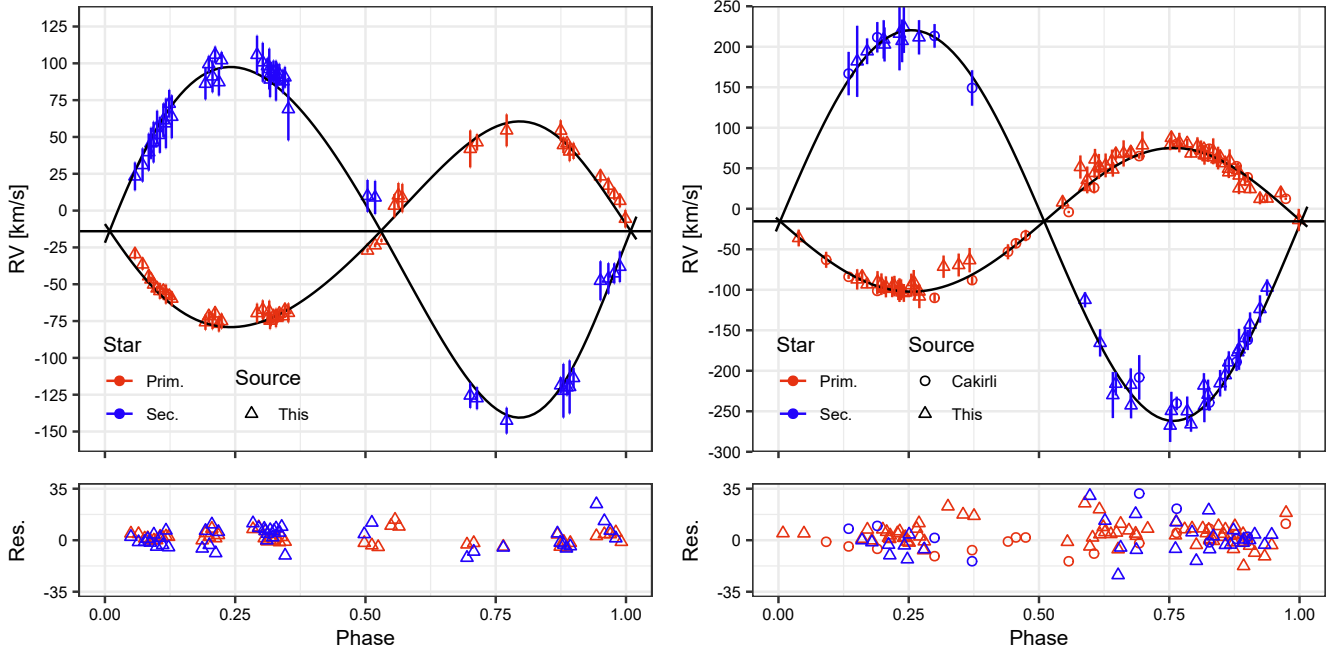


Figure 6. The RV curves of EK Cep (left panel) and HS Her (right panel) with the preliminary models and residuals.

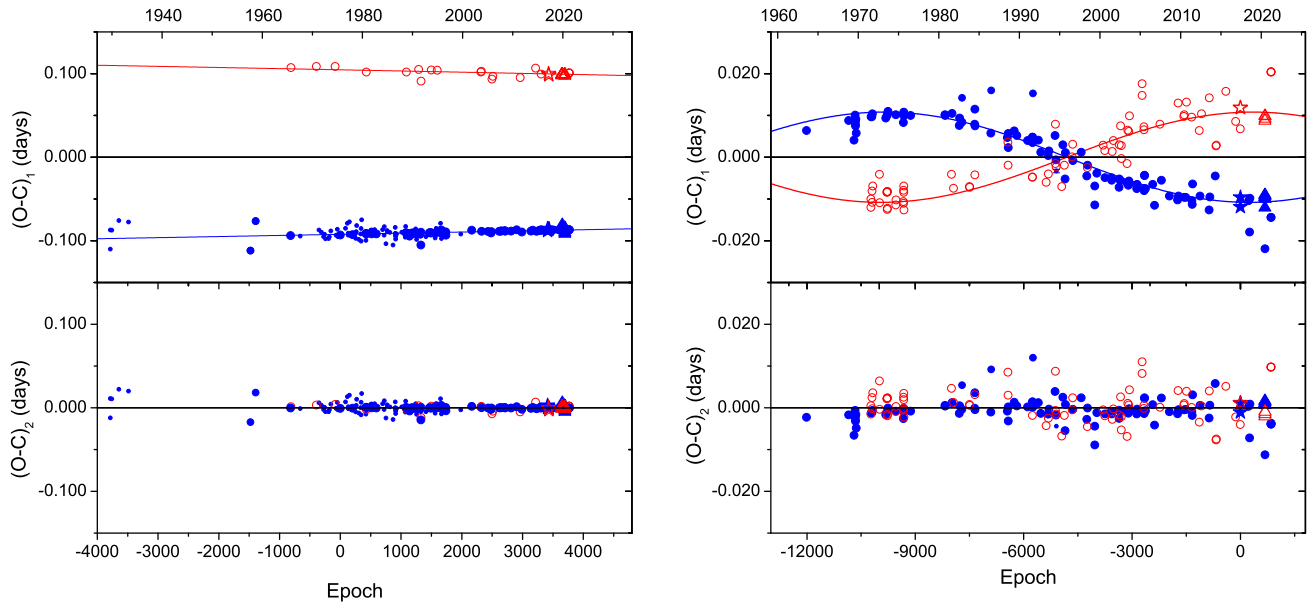


Figure 7. The O-C diagrams for EK Cep (left) and HS Her (right). The primary and secondary eclipse timings are denoted with filled and open symbols, respectively. Eclipse timings collected from literature are marked with circles, whose size is proportional to the assigned weight. Measurements obtained from our ground-based observations are marked with stars, while those from TESS observations are marked with triangles.

parameter was assumed to be one. We tried, and rejected, larger values (corresponding to rotation faster than the orbital revolution) for both stars. Preliminary modelling similarly showed that adding spots and the third light to the models is not necessary for either star.

In the case of EK Cep, the primary temperature was fixed to the value determined by Popper (1987), $T_1 = 9000K$; for HS Her, to the value determined by Çakırlı, Ö. and Ibanoglu, C. and Frasca, A.

(2007), $T_1 = 15200K$. The mass ratio (q), inclination (i), orbital separation (a), eccentricity (e), argument of periastron (ω), secondary temperature (T_2) and the surface potentials of both components ($\Omega_{1,2}$) were treated as free parameters.

The models are shown together with the observations in Figs. 1, 2 and 6, and the results are summarized in Table 9. The errors given there are the formal fitting errors reported by the software and

Table 6. New times of minimum light (primary and secondary eclipses) for EK Cep and HS Her measured from our ground-based observations and the TESS data.

JD (days)	error	type	filter	Observatory
EK Cep				
2457732.29959	0.00023	I	BVRI	UOAO
2457741.15759	0.00035	I	BVRI	UOAO
2457785.43292	0.00010	I	BVRI	UOAO
2457794.28826	0.00013	I	BVRI	UOAO
2457805.54403	0.00046	II	BVRI	UOAO
2457807.57135	0.00009	I	BVRI	UOAO
2457816.42675	0.00011	I	BVRI	UOAO
2457836.53609	0.00024	II	BVRI	UOAO
2457838.56562	0.00008	I	BVRI	UOAO
2458766.37408	0.00157	II	C	TESS
2458768.40480	0.00163	I	C	TESS
2458770.80260	0.00111	II	C	TESS
2458772.83213	0.00044	I	C	TESS
2458775.23084	0.00070	II	C	TESS
2458779.65862	0.00233	II	C	TESS
2458781.68788	0.00232	I	C	TESS
2458784.08687	0.00181	II	C	TESS
2458786.11559	0.00088	I	C	TESS
2458792.94220	0.00115	II	C	TESS
2458794.97180	0.00146	I	C	TESS
2458797.37012	0.00147	II	C	TESS
2458799.39836	0.00187	I	C	TESS
2458803.82607	0.00227	I	C	TESS
2458806.22498	0.00284	II	C	TESS
2458808.25956	0.00207	I	C	TESS
2458810.65308	0.00257	II	C	TESS
2458812.68179	0.00136	I	C	TESS
2458956.77032	0.00151	II	C	TESS
2458958.80005	0.00315	I	C	TESS
2458961.19772	0.00159	II	C	TESS
2458963.22737	0.00138	I	C	TESS
2458965.62578	0.00120	II	C	TESS
2458967.65440	0.00337	I	C	TESS
2458970.05342	0.00192	II	C	TESS
2458972.08431	0.00759	I	C	TESS
2458974.48147	0.00031	II	C	TESS
2458976.51017	0.00242	I	C	TESS
2458978.90941	0.00196	II	C	TESS
2458980.93809	0.00045	I	C	TESS
2458985.36636	0.00900	I	C	TESS
2458989.79017	0.00499	I	C	TESS
2458992.19126	0.00621	II	C	TESS
2458994.21602	0.00550	I	C	TESS
2458998.64929	0.00404	I	C	TESS
2459001.04844	0.00081	II	C	TESS
2459005.47636	0.00169	II	C	TESS
2459007.50622	0.00137	I	C	TESS
HS Her				
2457905.40531	0.00034	II	BVRI	UOAO
2457909.47519	0.00018	I	BVRI	UOAO
2457914.38974	0.00095	I	BVRI	UOAO
2457918.50471	0.00033	II	BVRI	UOAO
2459011.47056	0.00373	I	C	TESS
2459018.85857	0.00133	II	C	TESS
2459019.65530	0.00277	I	C	TESS
2459021.29575	0.01082	I	C	TESS
2459023.76964	0.00049	II	C	TESS
2459024.57067	0.00160	I	C	TESS
2459031.95731	0.00257	II	C	TESS
2459032.75682	0.00187	I	C	TESS
2459033.59535	0.00177	II	C	TESS
2459034.39497	0.00051	I	C	TESS

available only for the adjustable parameters of the model. We discuss a more robust error estimation scheme in relation to the absolute parameters in the next section.

6 ABSOLUTE PARAMETERS AND EVOLUTIONARY STATUS

The absolute parameters of EK Cep and HS Her derived from our analysis are shown in Table 10. The errors reported here are estimated by assuming that the errors in the adopted primary temperatures correspond to half a spectral class. This results in an error of about 200 K for the primary of EK Cep and about 1000 K for the primary of HS Her (fairly close to the estimate given by [Çakırlı, Ö. and Ibanoglu, C. and Frasca, A. \(2007\)](#)). We constructed models with primary temperatures at the limits of the range indicated by these errors (and all other parameters initialized with the values from Table 9) and optimized them for the best fit to the observations. The errors given in Table 10 represent the range of absolute parameters obtained from these models.

Our absolute parameters are in fairly good agreement with the results of previous studies, tabulated in Tables 11 and 12 for comparison.

At first glance, it would appear that despite being based on far richer data sets than any of the previous studies, our results have relatively poor accuracy. This is, however, the result of uncritical and overoptimistic uncertainty estimates in the cited works. All the absolute parameter estimates for EK Cep prior to our work were based on the radial velocity measurements made by [Tomkin \(1983\)](#) and [Ebbighausen \(1966b\)](#), neither of which report measurement errors. In their, and subsequent analyses, these observations were treated as errorless, giving rise to unreasonably accurate separation and mass ratio determinations. In addition, a common practice in publishing the results of modeling eclipsing binaries is to report the formal fitting errors, often without making an attempt to estimate the external uncertainties, such as those in the determination of the temperatures.

The situation is similar in the case of HS Her. All the analyses prior to the work of [Çakırlı, Ö. and Ibanoglu, C. and Frasca, A. \(2007\)](#) were based on the radial velocity measurements made by [Cesco & Sahade \(1945\)](#), that were also reported without errors and treated as perfect in later use. In addition, [Cesco & Sahade \(1945\)](#) detected only the primary component, which makes the accuracy of absolute parameters in some of the cited studies clearly dubious. The radial velocities reported by [Çakırlı, Ö. and Ibanoglu, C. and Frasca, A. \(2007\)](#) do come with measurement errors, but they still give only the formal fitting errors for the absolute parameters.

We therefore argue that this is the first study to report the absolute parameters of EK Cep and HS Her with reasonable and realistic accuracy.

Compared to the main sequence calibrations for binary stars from [Eker et al. \(2018\)](#), the components of our binaries have somewhat atypical properties. For the primary of EK Cep, the mass of $M_1 = 1.93M_{\odot}$ corresponds to a main sequence star with a temperature slightly lower than the value we adopted (8150 vs 9000 K), larger radius (2.11 vs 1.54 R_{\odot}) and slightly higher luminosity (8.5 vs 7.4 L_{\odot}), a finding remarked upon previously by [Tomkin \(1983\)](#) and [Yildiz \(2003\)](#). However, the secondary, at $M_2 = 1.13M_{\odot}$, is expected to have a higher temperature (5960 vs 5730 K), smaller radius (1.24 vs 1.34 R_{\odot}), resulting in about the same luminosity (1.74 vs 1.75 L_{\odot}).

We examine the evolutionary status of our stars further using the MIST⁶ library of stellar evolution models ([Dotter 2016](#); [Choi et al. 2016](#); [Paxton et al. 2015](#)). As there are no indications otherwise, we

⁶ MESA Isochrones & Stellar Tracks, <http://waps.cfa.harvard.edu/MIST/>

Table 7. The orbital parameters of EK Cep from past research and in this work.

Ref	T_0 [JD]	P_{orb} [d]	e	ω [°]	$d\omega/dt$ (deg/yr)	U (yr)
[1]	2439002.722	4.42775	0.09	33	-	-
[2]	2439002.282(24)	4.42775	0.126(15)	49.8(7.2)	-	-
[3]	2439072.51	4.42775	0.129	47	-	-
[4]	-	4.427796	-	-	-	-
[5]	-	4.4277926(9)	0.09	50	-	-
[6]	-	4.4278	-	-	-	-
[7]	-	-	-	-	0.076	4700
[8]	2445161.354(19)	4.427822(29)	0.109(3)	46.9(1.4)	-	-
[9]	2443519.074	4.4277964	0.109	49.84(14)	0.082(8)	4400(400)
[10]	2442624.75198(51)	4.44278070(35)	0.109	50(2)	0.088(26)	4100(1217)
[11]	2443519.077	4.4277964	-	-	-	-
[12]	-	4.4277954	-	-	0.086(4)	4200(200)
[13]	2442624.6590(3)	4.4277960(3)	0.109	50(1.4)	0.083(12)	4300(638)
[14]	-	-	-	-	0.081(7)	4460(16)
[15]	2442624.752(9)	4.427794(4)	0.109(14)	50(3)	0.061(0.203)	5860(6018)

[1] Ebbighausen (1966a); [2] Ebbighausen (1966b); [3] Lucy & Sweeney (1971); [4] Guarnieri et al. (1975);
 [5] Koch (1977); [6] Gimenez & Delgado (1980); [7] Khaliullin (1983); [8] Tomkin (1983);
 [9] Hill & Ebbighausen (1984); [10] Gimenez & Margrave (1985); [11] Ebbighausen & Hill (1990); [12] Zakirov (1993);
 [13] Claret et al. (1995); [14] Yıldız (2003); [15] this paper.

Table 8. The orbital parameters of HS Her from past research and in this work.

	T_0 [JD]	P_{orb} [d]	e	ω [°]	$d\omega/dt$ [circ /yr]	U [yr]	P_3 [yr]	e_3
[1]	-	1.637416	0.05(0.02)	37(19)	-	-	-	-
[2]	2430098.902	1.637416	0.069	29	-	-	-	-
[3]	2437854.194	1.6374333	0.033	240	23.2258	15.5	-	-
[4]	-	-	0.05	37	-	120	-	-
[5]	-	1.63744	-	-	-	-	-	-
[6]	2440146.6008	1.6374333	-	-	-	60	-	-
[7]	-	1.637	-	-	-	92(14)	-	-
[8]	-	1.637	0.0190(6)	-	-	92(14)	-	-
[9]	2447382.4104(3)	1.63743125(7)	0.020(3)	232(3)	4.6(1)	78.0(3)	86(2)	0.80(7)
[10]	2452417.5275	1.637438	-	-	-	-	-	-
[11]	2452856.3646(2)	1.6374341(1)	0.0205(10)	303(4)	4.7(2)	77(3)	-	-
[12]	2447382.4224(2)	1.63743402(9)	0.0188(5)	236(2)	4.3(2)	84(4)	?	?
[13]	2453584.953	1.6374316	0.05(1)	72(2)	-	-	-	-
[14]	2447382.406(4)	1.637432(5)	0.021(1)	235(2)	4.5(2)	81(4)	85(9)	0.90(8)
[15]	2447382.4062(45)	1.6374316(47)	0.020(1)	236(2)	4.4(2)	82(4)	89(10)	0.91(8)
[16]	-	-	0.048(1)	-	-	-	-	-
[17]	-	-	0.059(1)	-	-	-	-	-
[18]	2452501.0424(9)	1.6374329(2)	0.021(2)	305(1)	4.4	70(5)	112(28)	-
[19]	2457909.487(1)	1.6374342(2)	0.021(2)	355.7(8)	4.0(3)	91(6)	-	-

[1] Cesco & Sahade (1945); [2] Lucy & Sweeney (1971); [3] Hall & Hubbard (1971); [4] Martynov et al. (1972);
 [5] Brancewicz & Dworak (1980); [6] Todoran (1992); [7] Khaliullina & Khaliullin (1992); [8] Petrova & Orlov (1999);
 [9] Wolf et al. (2002); [10] Borkovits et al. (2002); [11] Colak & Muyesseroglu (2005); [12] Khaliullin & Khaliullina (2006b);
 [13] Çakırlı, Ö. and Ibanoglu, C. and Frasca, A. (2007); [14] Bozkurt & Değirmenci (2006); [15] Bozkurt & Değirmenci (2007); [16] Karami et al. (2008);
 [17] Karami et al. (2009); [18] Bulut et al. (2017); [19] this paper.

assume solar metallicity for both systems and use the tabulations for rotating models.

In Fig. 8, the components of EK Cep and HS Her are shown together with a selection of MIST evolutionary tracks for different initial stellar masses. For EK Cep, the tracks closest to its components are $M_{1,i} \approx 1.92M_{\odot}$ and $M_{2,i} \approx 1.18M_{\odot}$; for HS Her, $M_{1,i} \approx 4.4M_{\odot}$ and $M_{2,i} \approx 1.64M_{\odot}$. These initial masses are well within the errors of the current mass estimates from our binary system models, which is to be expected for very young stars. The primary of HS Her has evolved somewhat off the ZAMS; the secondary of HS Her and the

primary of EK Cep lie exactly on the ZAMS. The secondary of EK Cep is still on a PMS track.

Fig. 8 also shows our stars together with the MIST isochrones for MS and PMS evolution phases in the HR diagram, the mass-radius and mass-luminosity planes. While the primary component of EK Cep doesn't provide a reasonable constraint on the age of the system, the secondary lies on the isochrone with $\log(\text{Age [yr]})=7.2-7.3$ (16-20 Myr). The components of HS Her are located on the isochrone with $\log(\text{Age [yr]})=7.4-7.5$ (25-32 Myr). These ages are in fair agreement with previous estimates.

Finally, we estimate the distances from our absolute parameters and

Table 9. The parameters and resulting quantities of simultaneous LC+RV modelling.

Quantity	EK Cep			HS Her				
	Value	Formal Err.	Estim. Err.	Value	Formal Err.	Estim. Err.		
T_1 [K]	9000	-	200	15200	-	1000		
T_2 [K]	5655	4	80	7929	5	210		
a [R_\odot]	16.44	0.7	0.02	10.68	0.3	0.009		
$q = M_2/M_1$	0.58668	0.0009	0.004	0.36790	0.0009	0.001		
γ [km/s]	-14	2	0.08	-15.5	2	0.04		
i [°]	88.481	0.02	0.03	87.764	0.02	0.02		
ω [°]	53.03	0.2	0.1	13.3	2	2		
e	0.10788	0.0004	0.0003	0.02213	0.0003	0.0002		
Ω_1	11.438	0.01	0.006	4.4544	0.004	0.02		
Ω_2	8.535	0.02	0.05	3.9844	0.006	0.006		
K_1 [km/s]	69.8		0.3	88.7		0.3		
K_2 [km/s]	119.1		0.9	241.2		0.8		
	Primary		Secondary	Primary		Secondary		
$L_i/(L_1 + L_2)_B$	0.940		0.060	0.948		0.052		
$L_i/(L_1 + L_2)_V$	0.896		0.104	0.930		0.070		
$L_i/(L_1 + L_2)_R$	0.860		0.140	0.919		0.081		
$L_i/(L_1 + L_2)_I$	0.819		0.181	0.906		0.094		
$L_i/(L_1 + L_2)_{TESS}$	0.832		0.168	0.911		0.089		
r_{pole}	0.0927		0.0814	0.2445		0.1385		
r_{side}	0.0928		0.0814	0.2470		0.1392		
r_{point}	0.0929		0.0816	0.2498		0.1411		
r_{back}	0.0929		0.0816	0.2490		0.1408		
LD law	Logarithmic				Square root			
LD coefficients	X1	Y1	X2	Y2	X1	Y1	X2	Y2
B	0.754092	0.339897	0.846441	0.053593	-0.113707	0.756935	0.106426	0.801234
V	0.652402	0.301196	0.761352	0.153674	-0.081223	0.619344	0.113234	0.675540
R	0.553402	0.269000	0.690147	0.187412	-0.066800	0.521842	0.075691	0.610059
I	0.443505	0.224402	0.603333	0.201823	-0.050963	0.413470	0.037968	0.530766
TESS	0.549000	0.430897	0.678050	0.354726	-0.402237	0.908710	-0.166004	0.831675

Table 10. Absolute parameters and distances of target stars.

Quantity	EK Cep		HS Her	
	Value	Error	Value	Error
M_1 [M_\odot]	1.93	0.3	4.38	0.4
M_2 [M_\odot]	1.13	0.2	1.63	0.2
R_1 [R_\odot]	1.536	0.08	2.636	0.08
R_2 [R_\odot]	1.342	0.07	1.481	0.04
L_1 [L_\odot]	13.9	3	330	100
L_2 [L_\odot]	1.75	0.3	7.4	2
T_1 [K]	9000	200	15200	1000
T_2 [K]	5730	80	7830	300
$\log g_1$	4.35	0.3	4.24	0.2
$\log g_2$	4.23	0.3	4.31	0.2
d [pc]	164	17	498	75

the V magnitudes measured by Høg et al. (2000) for EK Cep and Oja (1991) for HS Her. The bolometric correction is taken from Eker et al. (2018), and the extinction is interpolated from the Bayestar19 dust map (Green et al. 2019). The derived distances are in good agreement with the Gaia parallaxes given in Table 1: 164 ± 17 pc ($d_{Gaia} =$

172 ± 1 pc) for EK Cep, and 498 ± 75 pc ($d_{Gaia} = 492 \pm 5$ pc) for HS Her.

7 CONCLUSIONS

Well-studied detached binaries in early stages of binary evolution and orbit circularization are valuable test cases for the theories of stellar structure and evolution. We conducted a comprehensive study of two young eclipsing binaries, EK Cep and HS Her, based on new photometric and spectroscopic observations and over half a century of eclipse timings. Both stars were studied in the past, and EK Cep is known as the first (and for a long time the only) eclipsing binary with a PMS component. However, this is the first work to present high-quality multicolour CCD light curves and a modern analysis based on the Roche model of either object.

The combined light curve and radial velocity curve fitting yields reliable orbital and stellar parameters of the binaries which are in excellent agreement with the results of an independent eclipse timing analysis. Both stars are slightly eccentric ($e = 0.109$ and 0.021 for EK Cep and HS Her, respectively), with obvious signs of apsidal motion. A comparison with evolutionary tracks shows that HS Her is between 25 and 32 Myr old; its primary, B5 component, has already evolved somewhat off the ZAMS, but the A6.5 secondary lies exactly

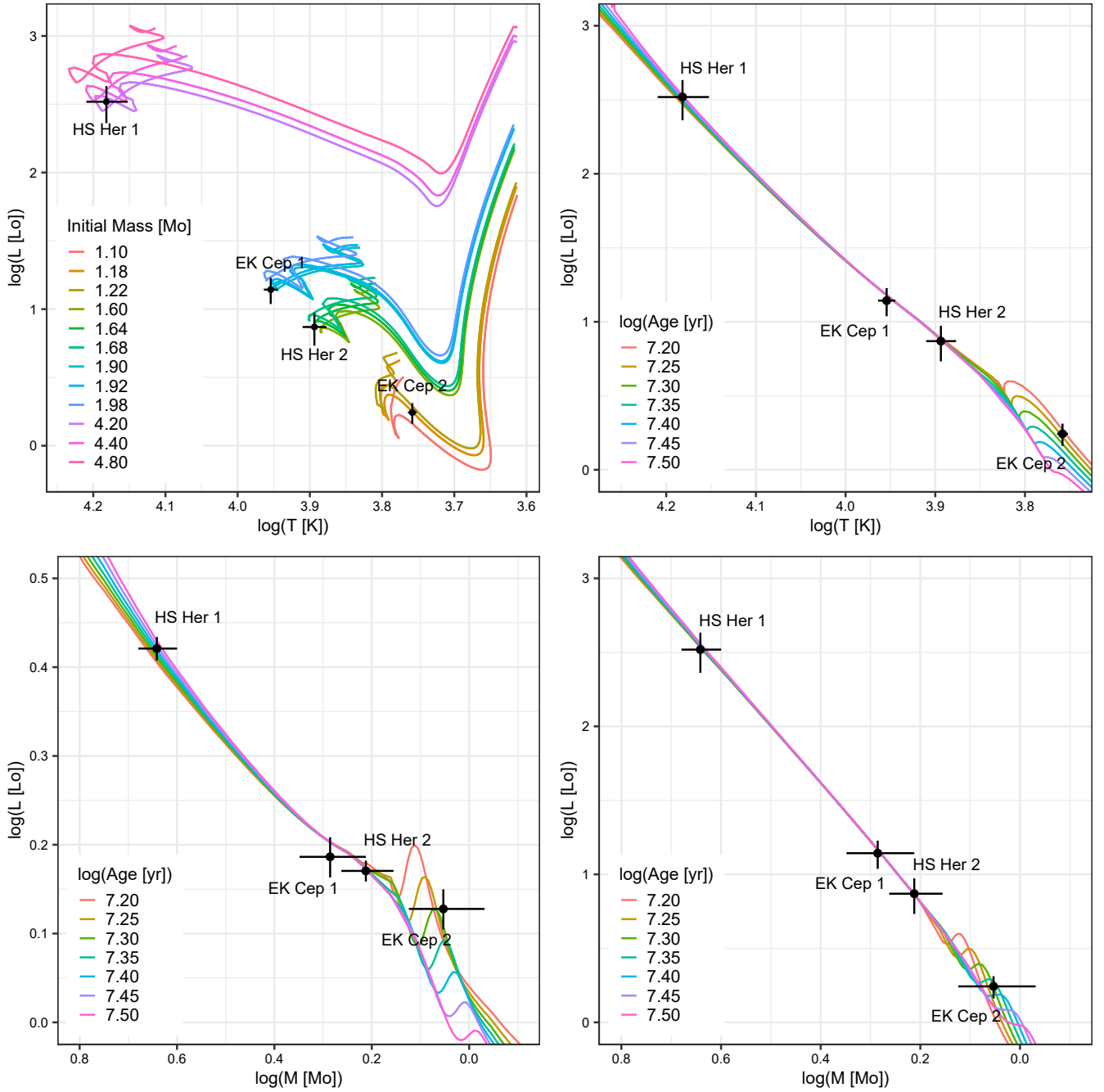


Figure 8. Top left: EK Cep and HS Her with the best-matching evolutionary tracks from the MIST library of models. Three closest tracks are shown for each component. Top right, bottom left and bottom right: EK Cep and HS Her with the best-matching MIST isochrones on the theoretical HR diagram, the mass-radius and mass-luminosity diagrams, respectively.

Table 11. The absolute parameters of EK Cep from past research and in this work.

Ref	T_1 [K]	T_2 [K]	M_1 [M_\odot]	M_2 [M_\odot]	R_1 [R_\odot]	R_2 [R_\odot]	L_1 [L_\odot]	L_2 [L_\odot]	$\log g_1$ [cgs]	$\log g_2$ [cgs]
[1]	9610(140)	5830(30)	3.1(4.1)	1.5(1.6)	1.6(0.7)	1.3(0.6)	20.42(3)	1.9(3)	-	-
[2]	-	-	2.03(0.02)	1.12(0.01)	1.31(0.07)	1.08(0.05)	-	-	-	-
[3]	9100	5800	2.03	1.12	1.58	1.31	15	1.5	4.35	4.25
[4]	-	-	2.029(0.023)	1.124(0.012)	1.579(0.007)	1.315(0.006)	-	-	4.349(0.01)	4.251(0.006)
[5]	9000(200)	5730(80)	1.93(0.3)	1.13(0.2)	1.536(0.08)	1.342(0.07)	13.9(3)	1.75(0.3)	4.35(0.3)	4.32(0.3)

[1] Mezzetti et al. (1980); [2] Tomkin (1983); [3] Hill & Ebbighausen (1984); [4] Andersen (1991); [5] this paper.

Table 12. The absolute parameters of HS Her from past research and in this work.

Ref	T_1 [K]	T_2 [K]	M_1 [M_\odot]	M_2 [M_\odot]	R_1 [R_\odot]	R_2 [R_\odot]	L_1 [L_\odot]	L_2 [L_\odot]	$\log g_1$ [cgs]	$\log g_2$ [cgs]
[1]	16400	-	-	4.7(0.5)	1.6	2.8	1.6	-	-	-
[2]	15160	7560	6.5	1.9	3	1.7	427	8.9	-	-
[3]	15200	7594(99)	6(0.5)	1.8(0.2)	3.1(0.2)	1.7(0.1)	445(60)	10.4(0.6)	4.25(0.15)	4.23(0.15)
[4]	15500(300)	7800(200)	5(0.4)	1.61(0.07)	2.79(0.06)	1.59(0.04)	417(77)	8.7(1.18)	4.244(0.016)	4.241(0.01)
[5]	15200(750)	7600(400)	4.49(0.16)	1.75(0.09)	2.83(0.04)	1.61(0.02)	386(1)	8(1)	4.19(0.01)	4.27(0.01)
[6]	15200(1000)	7830(300)	4.38(0.4)	1.36(0.2)	2.636(0.08)	1.481(0.04)	330(100)	7.4(2)	4.24(0.2)	4.31(0.2)

[1] Hall & Hubbard (1971); [2] Giuricin & Mardirossian (1981); [3] Bozkurt & Değirmenci (2006); [4] Khaliullin & Khaliullina (2006a)
 [5] Çakırlı, Ö. and Ibanoglu, C. and Frasca, A. (2007); [6] this paper.

on the ZAMS. EK Cep is between 16 and 20 Myr old; its primary is an A1.5 star on the ZAMS, and its secondary is a PMS star still contracting towards the main sequence.

In addition to these results, we were able to rule out the hypothesized presence of a tertiary component in HS Her based on updated eclipse timings and in the light of lacking spectroscopic evidence. This demonstrates the importance of monitoring close binaries with known eclipse timing variations and/or period variability. Continued observations of our targets in the following decades will allow us to gather eclipse timing data covering a full cycle of the apsidal motion for HS Her, and put stronger constraints on the variation of orbital parameters in EK Cep.

ACKNOWLEDGEMENTS

The authors wish to thank S. Zervakos for his valuable help in data processing of TESS observations. We would also like to thank the anonymous referee, whose suggestions resulted in significant improvements of the paper. O.L. and A.C. acknowledge funding by the Ministry of Education, Science and Technological Development of Republic of Serbia (contract No. 451-03-68/2022-14/200002). H.M. acknowledges funding by the Bulgarian National Science Fund under contract DN 18/13-12.12.2017. Funding for the TESS mission is provided by NASA's Science Mission directorate. This work has made frequent use of the Simbad database (<http://simbad.u-strasbg.fr/simbad/>), operated at the CDS, Strasbourg, France, and NASA's Astrophysics Data System Bibliographic Services (<http://adsabs.harvard.edu/>).

DATA AVAILABILITY

The ground-based light curves and radial velocity curves of EK Cep and HS Her used in this investigation are available for download as machine-readable files alongside the paper on the journal website. The spectra can be made available on reasonable request.

REFERENCES

Andersen J., 1991, *A&ARv*, **3**, 91
 Antonyuk K. A., Rostopchina A. N., 2009, *Astrophysics*, **52**, 103
 Borkovits T., et al., 2002, *Inf. Bull. on Var. Stars*, **5313**, 1
 Bozkurt Z., Değirmenci Ö. L., 2006, *Ap&SS*, **304**, 29
 Bozkurt Z., Değirmenci Ö. L., 2007, *MNRAS*, **379**, 370
 Brancewicz H. K., Dworak T. Z., 1980, *Acta Astron.*, **30**, 501
 Bulut İ., Bulut A., Demircan O., 2017, *MNRAS*, **468**, 3342
 Çakırlı, Ö. and Ibanoglu, C. and Frasca, A. 2007, *A&A*, **474**, 579
 Cesco C. U., Sahade J., 1945, *ApJ*, **101**, 114

Choi J., Dotter A., Conroy C., Cantiello M., Paxton B., Johnson B. D., 2016, *ApJ*, **823**, 102
 Claret A., 2006, *A&A*, **445**, 1061
 Claret A., Gimenez A., Martin E. L., 1995, *A&A*, **302**, 741
 Colak T., Muyesseroglu Z., 2005, *Inf. Bull. on Var. Stars*, **5619**, 1
 Dotter A., 2016, *ApJS*, **222**, 8
 Ebbighausen E. G., 1966a, *AJ*, **71**, 642
 Ebbighausen E. G., 1966b, *AJ*, **71**, 730
 Ebbighausen E. G., Hill G., 1990, *A&AS*, **82**, 489
 Eker Z., et al., 2018, *MNRAS*, **479**, 5491
 Gazeas K., 2016, in "IV Workshop on Robotic Autonomous Observatories (Eds. María Dolores Caballero-García, Shashi B. Pandey, David Hiriart & Alberto J. Castro-Tirado)". pp 22–23
 Gimenez A., Delgado A. J., 1980, *Inf. Bull. on Var. Stars*, **1815**, 1
 Gimenez A., Margrave T. E., 1985, *AJ*, **90**, 358
 Giuricin G., Mardirossian F., 1981, *Ap&SS*, **76**, 111
 Gray R. O., Corbally C. J., 1994, *AJ*, **107**, 742
 Green G. M., Schlafly E., Zucker C., Speagle J. S., Finkbeiner D., 2019, *ApJ*, **887**, 93
 Guarnieri A., Bonifazi A., Battistini P., 1975, *A&AS*, **20**, 199
 Hall D. S., 1967, *PASP*, **79**, 630
 Hall D. S., Hubbard G. S., 1971, *PASP*, **83**, 459
 van Hamme, W. 1993, *AJ*, **106**, 2096
 Hill G., 1979, *Publ. of the Dominion Astrophys. Obser. Victoria*, **15**, 298
 Hill G., Ebbighausen E. G., 1984, *AJ*, **89**, 1256
 Hill G., Hilditch R. W., Younger F., Fisher W. A., 1975, *Mem. RAS*, **79**, 131
 Høg E., et al., 2000, *A&A*, **355**, L27
 Karami K., Mohebi R., Soltanzadeh M. M., 2008, *arXiv e-prints*, [p. arXiv:0808.1839](https://arxiv.org/abs/0808.1839)
 Karami K., Ghaderi K., Mohebi R., Sadeghi R., Soltanzadeh M. M., 2009, *Astron. Nachrichten*, **330**, 836
 Khaliullin K. F., 1983, *Soviet Ast.*, **27**, 43
 Khaliullin K. F., Khaliullina A. I., 2006a, *Astron. Rep.*, **50**, 358
 Khaliullin K. F., Khaliullina A. I., 2006b, *Astron. Rep.*, **50**, 814
 Khaliullina A. I., Khaliullin K. F., 1992, *Astron. Tsirkulyar*, **1552**, 15
 Koch R. H., 1977, *AJ*, **82**, 653
 Kwee K. K., van Woerden H., 1956, *Bull. Astron. Inst. Netherlands*, **12**, 327
 Landin N. R., Mendes L. T. S., Vaz L. P. R., 2009, *A&A*, **494**, 209
 Lucy L. B., 1967, *Z. Astrophys.*, **65**, 89
 Lucy L. B., Sweeney M. A., 1971, *AJ*, **76**, 544
 Marques J. P., Fernandes J., Monteiro M. J. P. F. G., 2004, *A&A*, **422**, 239
 Martin E. L., Rebolo R., 1993, *A&A*, **274**, 274
 Martynov D. Y., Martynov D. J., Lavrov M. I., 1972, *Peremennye Zvezdy*, **18**, 269
 Mezzetti M., Predolin F., Giuricin G., Mardirossian F., 1980, *A&AS*, **42**, 15
 National Optical Astronomy Observatory 1999, IRAF: Image Reduction and Analysis Facility (ascl:9911.002)
 Oja T., 1991, *A&AS*, **89**, 415
 Paxton B., et al., 2015, *ApJS*, **220**, 15
 Petrova A. V., Orlov V. V., 1999, *AJ*, **117**, 587
 Popper D. M., 1987, *ApJ*, **313**, L81
 Prsa A., Matijevic G., Latkovic O., Vilardell F., Wils P., 2011, PHOEBE: PHysics Of Eclipsing BinariEs (ascl:1106.002)

- Ricker G. R., et al., 2015, *Journal of Astronomical Telescopes, Instruments, and Systems*, **1**, 014003
- Ruciński S. M., 1969, *Acta Astron.*, **19**, 245
- Savitzky A., Golay M. J. E., 1964, *Analytical Chemistry*, **36**, 1627
- Todoran I., 1992, *Astronomische Nachrichten*, **313**, 183
- Tomkin J., 1983, *ApJ*, **271**, 717
- Tonry J., Davis M., 1979, *AJ*, **84**, 1511
- Tsesevich V. P., 1973, *Eclipsing variable stars*. New York: J. Wiley
- Wilson R. E., Devinney E. J., Van Hamme W., 2020, WD: Wilson-Devinney binary star modeling (ascl:2004.004)
- Wolf M., Harmanec P., Diethelm R., Hornoch K., Eenens P., 2002, *A&A*, **383**, 533
- Wood D. B., 1973, *PASP*, **85**, 253
- Yıldız M., 2003, *A&A*, **409**, 689
- Young P. A., Mamajek E. E., Arnett D., Liebert J., 2001, *ApJ*, **556**, 230
- Zakirov M. M., 1993, *Kinematika i Fizika Nebesnykh Tel.*, **9**, 55
- Zasche P., Liakos A., Niarchos P., Wolf M., Manimanis V., Gazeas K., 2009, *New Astron.*, **14**, 121
- von Zeipel, H. 1924, *MNRAS*, **84**, 665

This paper has been typeset from a $\text{\TeX}/\text{\LaTeX}$ file prepared by the author.