

# Research Contribution of major Centrally Funded Institution Systems of India

Anurag Kanaujia, Prashasti Singh, Abhirup Nandy, Vivek Kumar Singh<sup>1</sup>

Department of Computer Science, Banaras Hindu University, Varanasi-221005, India.

## Abstract

India is now among the major knowledge producers of the world, ranking among the top 5 countries in total research output, as per some recent reports. The institutional setup for Research & Development (R&D) in India comprises a diverse set of Institutions, including Universities, government departments, research laboratories, and private sector institutions etc. It may be noted that more than 45% share of India's Gross Expenditure on Research and Development (GERD) comes from the central government. In this context, this article attempts to explore the quantum of research contribution of centrally funded institutions and institution systems of India. The volume, proportionate share and growth patterns of research publications from the major centrally funded institutions, organised in 16 groups, is analysed. These institutions taken together account for 67.54% of Indian research output during 2001 to 2020. The research output of the centrally funded institutions in India has increased steadily since 2001 with a good value for CAGR. The paper presents noteworthy insights about scientific research production of India that may be useful to policymakers, researchers and science practitioners in India. It presents a case for increased activity by the state governments and private sector to further the cause of sustainable and inclusive research and development in the country.

**Keywords:** Indian Research, Indian Science, Knowledge Production, Scientific Research.

## Introduction

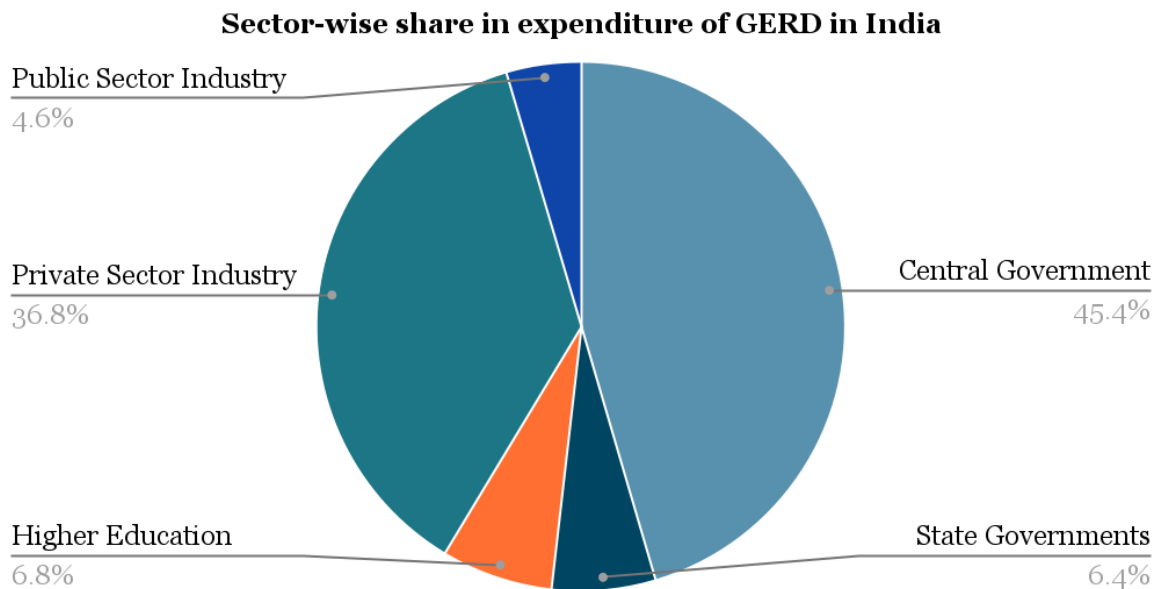
The Indian research and development (R&D) system is constituted of various organisations, such as universities, government research laboratories, autonomous organizations, private research laboratories and centres etc. Recent information<sup>2</sup> from University Grants Commission (UGC) suggests that there are 1043 universities, and about 40,000 affiliated colleges in the country. Currently, this system consists of 54 Central, 429 State, 125 Deemed, and 380 Private Universities and more than 150 Institutes of National importance. These cater to activities related to a wide variety of disciplines (such as arts, languages, sciences, social sciences, humanities etc.) and receive financial support from different sources. In addition to these, there are well established institutional systems which have significant contributions in the national R&D output. These include the laboratories/centres under Council for Scientific and Industrial Research (CSIR), Defence Research and Development Organization (DRDO), Indian Council for Agricultural Research (ICAR), Department of Atomic Energy (DAE) etc. There are various sources of R&D funding, as well as various R&D models which are followed by these organisations. The major portion of the funding for R&D, however, is provided by the central

---

<sup>1</sup> Corresponding author. Email: [vivekks12@gmail.com](mailto:vivekks12@gmail.com)

<sup>2</sup> as on 18.06.2021, UGC (<https://www.ugc.ac.in/oldpdf/consolidated%20list%20of%20all%20universities.pdf>)

and state governments. Their contributions account for a total of 51.8 percent of total annual gross expenditure of R&D (**Figure 1**) of the country, while Private sector accounts for approx. 37 percent of GERD. In this context, the proportionate contribution of the centrally funded and private funded institutions and institution systems in the total research output of India is not well-known.



**Figure 1.** Relative percentages of GERD shares of the different sectors STI in India, 2018-19  
Source: NSTMIS, Department of Science & Technology, GoI (2021)

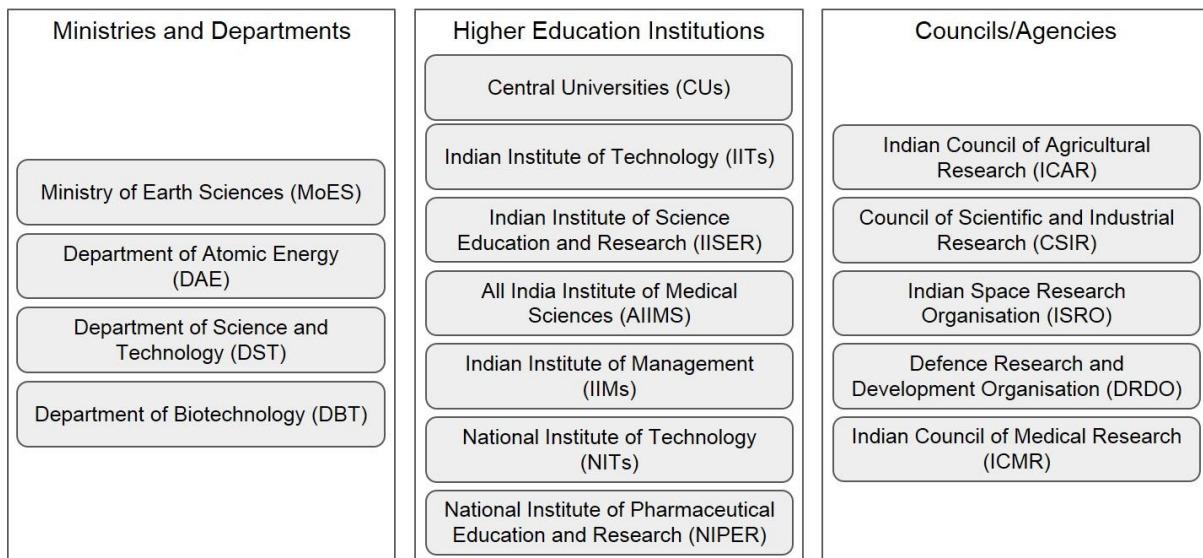
Several previous studies have explored the research productivity of the various institutional groups such as Central Universities (Marisha, Banshal and Singh 2017, Basu *et al.* 2016), Indian Institute of Technology (IITs) (Banshal *et al.* 2017, Prathap and Gupta 2009, Prathap 2013), National Institute of Technology (NITs) (Banshal, Solanki and Singh 2018, Bala and Kumari 2013), Indian Institute of Science Education and Research (IISERs) (Solanki, Banshal and Singh 2016), Private universities (Banshal, Singh and Mayer 2019, Prathap and Sriram 2017), and research intensive higher education institutions (Prathap 2014, Nishy *et al.* 2012). Some other studies also focused on analysing research performance of India at an overall or broader level in different contexts such as, (Rajan, Swaminathan and Vaidhyasubramaniam 2018, Prathap 2018, Singh *et al.* 2022). To the best of our knowledge, there are no studies measuring and comparing the research output of all of the centrally funded institutions to the overall research output from India. Therefore, this study attempts to present an analytical account of the research output from the major centrally funded institutions and institution systems of India.

### Overview of the Centrally funded Institution Systems

The Indian centrally funded institutional system comprises of a diverse set of institutions and institution systems. For the purpose of this analysis, we have categorised them into three top level categories: (i) Ministries, Departments and Autonomous Organizations under them, (ii) Higher Education Institutions funded by central government, and (iii) Councils and Agencies

maintaining different institutions (**Figure 2**). Although CSIR and DRDO are also accorded department status, we have put them under third category as they maintain a large number of institutions and laboratories. Among these, four ministries/ departments have a total of 71 institutions (Ministry of Earth Sciences (9), Department of Atomic Energy (17), Department of Science and Technology (23), and Department of Biotechnology (22)). The second category includes Higher Education Institutions and comprises of 138 entities (Central Universities (36), Indian Institute of Technology (23), National Institute of Technologies (31), Indian Institute of Management (20), Indian Institute of Science Education and Research (6), All India Institute of Medical Sciences (8) and National Institute of Pharmaceutical Education and Research (7)). The third category includes five councils/agencies have 439 institutions (Council of Scientific and Industrial Research (43), Indian Council of Agricultural Research (95), Institutes of Indian Council of Medical Research (31), Indian Space Research Organisation (16) and Defence Research and Development Organisation (61)). It may be noted that some categories do not exhaustively include all institutions in that category as institutions that do not have significant amount of research output included in the Web of Science database are left out. For example, under Central University category, Universities like Maulana Azad National Urdu University (MANUU), Mahatma Gandhi Antarrashtriya Hindi Vishwavidalaya (MGAHV) etc. are not included in the Web of Science database due to low volume of scientific research output. The detailed list of institutions included in each group is given in **Appendix 1**.

Groups of Institutions in India included in the study



**Figure 2.** Indicative categorisation of groups of institutions looked at in the study.

## Objectives

The present study attempts to answer the following research questions:

**RQ1:** What is the overall contribution of centrally funded institutions and institution systems to the total research output of India during 2001 to 2020?

**RQ2:** Which institutions and institution systems show a higher rate of growth of research output, measured in terms of volume and proportionate share?

## Data & Method

The data for analysis in this paper corresponds to research publication data (article and review document types) for various centrally funded institutions and institution systems of India. The Web of Science (WoS) database has been used as the source of research publication data. For the purpose of obtaining data, a list of centrally funded institution systems has been prepared after checking the institutional websites and other relevant reports and documents. Data for a total of 16 institution systems/groups consisting of 454 individual institutions is obtained. It may be noted that Web of Science does not have an appropriate institution system grouping for majority of the institutions. Therefore, the data for the institutions was downloaded individually. The data for the period 2001 to 2020 was downloaded for all the individual institutions as well as for India as a whole. Data download was performed in the month of April 2022. The following search queries were used for this purpose: (a) PY=(2001-2020) AND CU="India" AND DT=("Article" OR "Review") to collect research output data for India, and (b) PY=(2001-2020) AND CU="India" AND OG=X AND DT=("Article" OR "Review") to collect data on the research output of individual institutions. Here where, PY stands for Publication Year, OG stands for Organization, DT stands for Document Type and CU stands for Country, which is India in our case. X is the name of the institution queried for.

The publication data obtained from WoS was analysed by writing programs in Python. The standard indicators of total research output, proportionate share, and Compounded Annual Growth Rate (CAGR) was computed for all the institution groups. The Compounded Annual Growth Rate (CAGR) of institutions is calculated as follows:

$$CAGR = \left( \left( \frac{V_{final}}{V_{begin}} \right)^{\frac{1}{t}} - 1 \right) * 100$$

where,  $V_{final}$  is the number of publication records in the year 2019,  $V_{begin}$  is the number of publication records in the year when the first research output of the institution is seen, and  $t$  is the time period between the first and latest publications in years. The various results were computed for the 16 major identified institution systems. The proportionate contribution of each institution system to India's total research output was identified. The data was divided into four different blocks of 5-year each. The patterns of growth and the CAGR value for all institution systems were computed and plotted. Next, the change in proportionate contribution of each institution system during the four blocks is observed.

## Research Contribution of Centrally funded institution systems

The analytical results described below present the research output volume of each institution system along with its proportionate share to India's research output. Thereafter, the patterns of growth of research output of the institution systems are presented.

### Research Output volume of each institution system between 2001 and 2020

The total number of publications, percentage share to the national output and Compound Annual Growth Rate (CAGR) of all the institution systems considered is presented in **Table 1**. The IIT system is the largest contributor with a total of 1,52,276 papers during 2001 to 2020. It is followed by CSIR (99,430), Central Universities (97,524), DAE (77,819), NIT (46,034) and ICAR (44,733). The 23 institutions of DST combined together contribute 33,818 papers. In terms of percentage share to India's total output during the period, IIT system contributes 15.8%, followed by CSIR with 10.32% and CU with 10.12%. The IISER system and NIT system record very impressive value of CAGR. It may be relevant here that institution systems like CSIR, ISRO and DRDO engage in technology development activities in addition to research activities. Similarly, the higher education institution systems like IIT, CU, NIT etc engage in teaching activities in addition to research. The relative emphasis of different institution systems on research and other activities is different. Further, the institution systems vary significantly in terms of number of full-time researchers and availability of resources. Therefore, the results should not be seen as an effort to compare the research output of these institutions with each other rather they should be seen in terms of their contribution to India's total research output for the period.

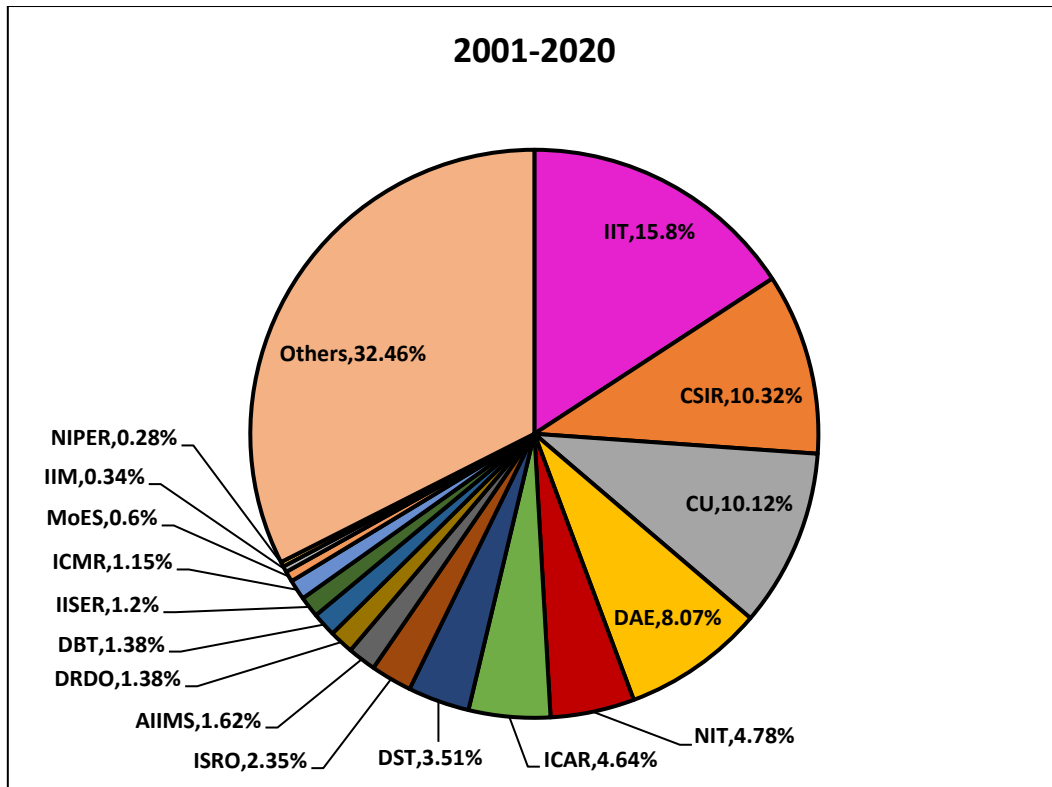
**Table 1:** Research Output of Institution Systems during 2001 to 2020.

Institution System	Number of Institutions	TP (2001-2020)	Percentage share to National Output (%)	CAGR (%)
IIT	23	152,276	15.8	11.56
CSIR	43	99,430	10.32	6.38
CU	36	97,524	10.12	9.82
DAE	17	77,819	8.07	7.22
NIT	31	46,034	4.78	23.05
ICAR	95	44,733	4.64	8.67
DST	23	33,818	3.51	5.61
ISRO	19	22,666	2.35	6.51
AIIMS	8	15,654	1.62	9.00
DRDO	61	13,285	1.38	6.12
DBT	24	13,262	1.38	8.74
IISER	6	11,556	1.2	*57.80
ICMR	31	11,061	1.15	7.79
MoES	10	5,786	0.6	12.18
IIM	20	3,248	0.34	15.26
NIPER	7	2,732	0.28	10.91

**Note:** Percentage share is corresponding to Indian Research Output of 963,709 publications (Article + Review) during 2001-2020. \*CAGR taken from 2006 to 2020 as 1<sup>st</sup> instance of publications made in 2006.

The percentage share of each institution system in the overall national output is calculated and visualised on a pie chart for a better understanding (**Figure 3**). The top six systems contribute greater than 50 percent of the total output. All the centrally funded Institution systems combined produce 67.54% of the total research output of India during the period. Among the top contributors, IITs, CSIR laboratories, and Central Universities have greater than 10 percent

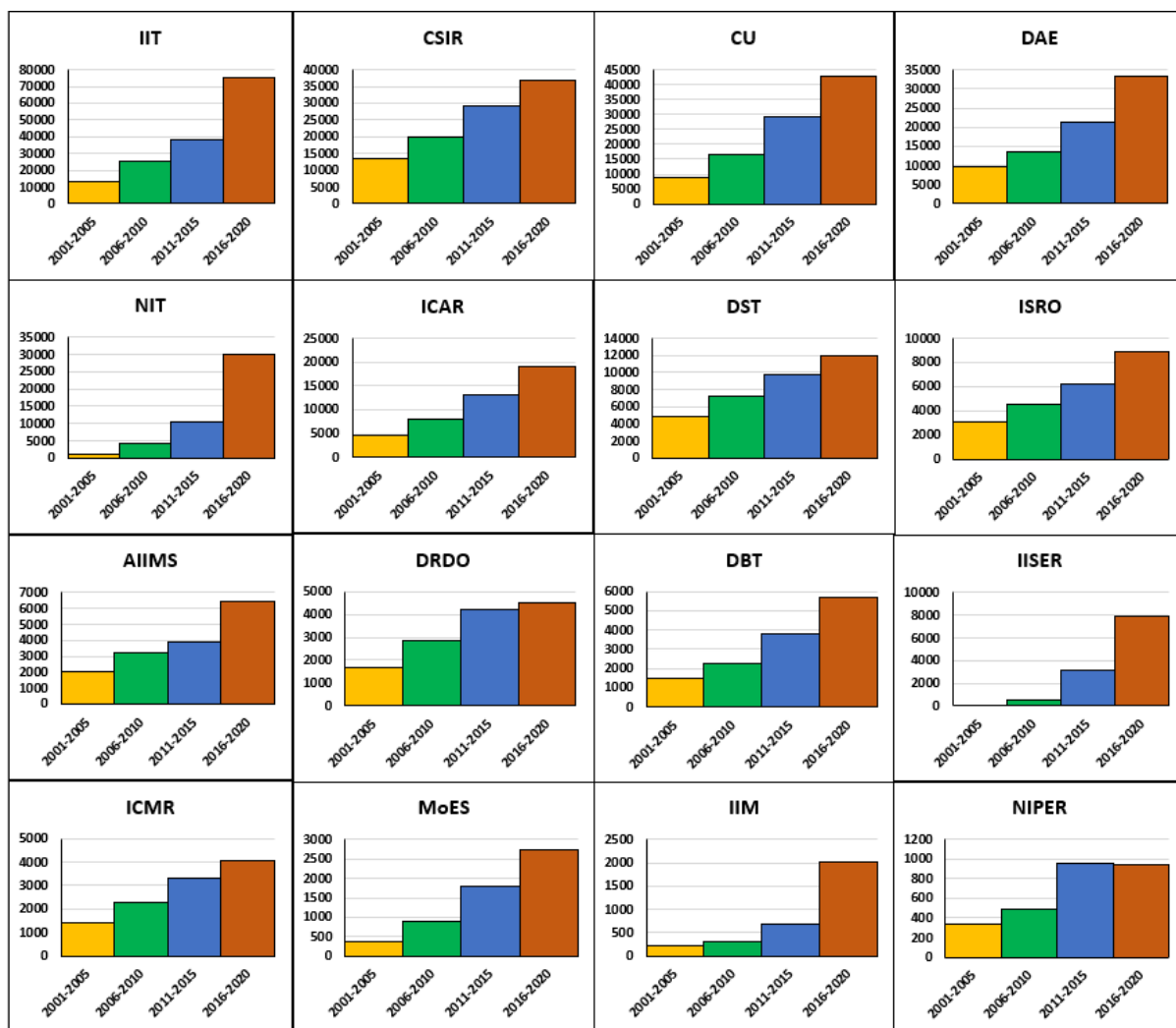
shares each. It is also interesting to observe that NIT, IISER and IIM systems, although contributing only 4.78 percent, 1.2 percent and 0.34 percent, have a very steep rise in their contributions which is reflected in their high CAGRs (23.05, 57.80 and 15.26 percent).



**Figure 3.** Percentage contributions of selected institution systems in India's Research output from 2001 to 2020. The highest contributions are made by IITs, CSIR Laboratories, Central Universities, all contributing more than 10 percent.

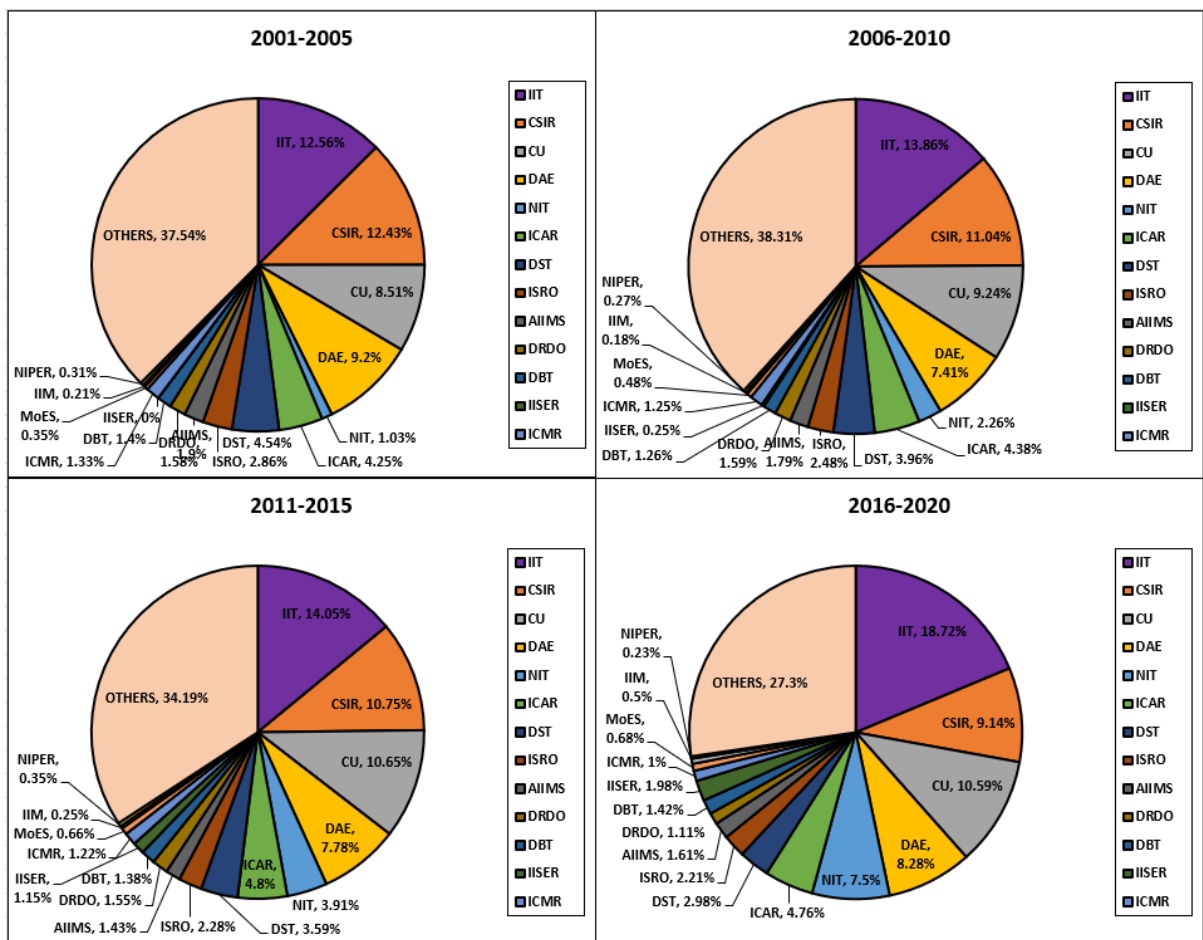
#### *Patterns of Growth in Research output*

To understand the patterns of growth in research output from each institution system, a set of bar charts are shown for four blocks of 5-year each for all the institution systems (**Figure 4**). A look at individual research output of the group of institutions shows growing research output in all the cases. IITs, NITs, IISERs, and IIMs have rapid growth in their research output, with a two-fold increase in the number of publications between 2011-15 and 2016-2020. While the publications of other institutions have increased, NIPERs have stagnated in the period between 2011-2020. IIT, CSIR, CU and DAE systems shows consistent growth in all the four blocks. ICAR, DST, ISRO and DBT systems also show overall growth in all the four blocks. Thus, in overall terms, majority of the institution systems record noticeable growth in research output during the 2001-20 period.



**Figure 4.** Research output of each group of institutions during the period of 2001-2020.

To further study the trends in the research output and percentage contribution of the different institution systems, the proportionate share of research contribution of each institution system to India's total output is shown in **Figure 5**. The pie charts are shown for four different time period blocks, 2001-05, 2006-10, 2011-15, and 2016-20. It can be observed that the proportionate share of IIT systems has increased from 12.56% in 2001-05 to 18.72% in 2016-20. On the other hand, the proportionate contribution of CSIR system has decreased continuously during the period, decreasing to 9.14% in 2016-20 from 12.43% in 2001-05. The CU system has also shown a marginal increase in proportionate share during first three blocks, and a stagnation at the same level in fourth block. DAE system showed a mixed pattern of decline and then a growth in proportionate share. NIT system has improved its percentage share significantly, increasing of a mere 1.03% in 2001-05 to 7.5% in 2016-20. This is a very impressive growth of research output for a system. ICAR system's proportionate share remained constant at the same level during the period. The proportionate share has remained largely unchanged in case of other institution systems too namely, DAE, ICAR, ISRO, AIIMS, DRDO, DBT, ICMR and NIPER. Over the twenty-year period, the contribution of the rest of the institutions has reduced from 37.54% in 2001-2006 to 27.3% in 2016-2020, implying that the central institution systems combined have increased their contribution.



**Figure 5.** Proportional research publications from centrally funded groups of institutions in five-year intervals starting from 2001. Centrally funded institutions contribute to more than sixty percent of the research publications.

## Discussion

The article analysed the research contribution of major centrally funded institution systems to India’s total research output during 2001 to 2020. It is observed that research contribution of centrally funded institutions has increased from 62.46% in 2001-2006 to 72.7% in 2016-2020. Almost all major institutions have recorded growth in their research output volume during the period. However, in terms of proportionate share, some institutions (such as IITs and NITs) have shown significant growth, while the proportionate share of some other institutions (such as CSIR and DRDO) has decreased a bit. There could be two probable explanations for this. First, since more institutions have been added to some of the systems like IIT and NIT in the period, their total research output has increased at a much faster rate. Second, most of the institution systems have also recorded a genuine growth in research productivity in this period. Thus, in overall terms the research output volume and proportionate share of the major centrally funded institution systems have increased.

The relatively low proportionate share of institution systems like DRDO, ISRO, DST, DBT, ICMR etc. is an interesting point to observe. Unlike what one may expect, these institutions are not producing that high amount of research output. This may be explained from the fact



that these organizations engage in different kind of research and development (R&D) activities, all of which does not result into a research paper. In this sense the paper has a limitation that it only considers the research papers and other R&D outputs (such as patents, technologies developed etc.) are not factored. A more detailed analysis of the research contribution of the institutions would thus need data about patents and technologies developed. Interestingly, the institutions of higher learning (such as IITs, NITs, CUs, IISERs etc.) have produced more research papers. This indicates that the Indian higher education institutions are now more seriously engaging in research activities, which quite often lead to research papers as outputs. Irrespective of these observations, one may note that the major centrally funded institution systems of India contributed approximately  $2/3^{\text{rd}}$  of total research output of India. The combined output of all other institutions (under various state governments as well as private sector) is quite less (just about  $1/3^{\text{rd}}$ ). The number of the institutions under state government and private sector taken together will be many times more than the total number of centrally funded institutions. Yet their research output is quite less. Thus, the results indicate that these centrally funded institutions have an important role to play in India's research and development activities, and that state governments should strive to promote more research and development activities in their institutions.

In the recent times, the Government (particularly central government) has taken various initiatives to increase allocation in the field of Science and Technology such as successive increase in plan allocations for scientific departments, setting up of new institutions for science education and research, creation of Centres of Excellence and facilities in emerging and frontline areas of S&T in academic and national institutions, supporting Mega Facilities for Basic Research, launching of new fellowships, substantial grant to potential scientists through extramural research funding, scaled up funding in the new areas such as Clean Energy and Water including Energy Efficiency, Clean Coal Technology, Smart Grids, Methanol, Desalination, Genome Engineering Technology, climate change research, National Supercomputing Mission (NSM), National Mission on interdisciplinary Cyber Physical System (ICPS) etc., promotion of innovation, entrepreneurship and start-ups grant for young scientists, Funds for Improvement of S&T Infrastructure (FIST), encouraging public-private partnerships, fiscal incentives and support measures for enhancing the participation of industry in R&D, etc. These initiatives could have directly or indirectly helped in promoting research and development activities in Indian institutions and particularly the institutions under central government appear to be the major beneficiaries.

In light of this information, in India, the role of stakeholders such as government and funding agencies is important in ensuring higher productivity from centrally funded as well as increasing the contribution of state and private funded institutions in research. Institutions under state government constitute a large share and an improvement in research culture in those institutions will result in manifold increase of India's research output. It is equally important that government and private stakeholders work together in a collaborative and complementary manner so as to ensure holistic growth in R&D capabilities of Indian Institutions.

## **Appendix**

The list of over 400 institutions categorised in 16 groups is given in Appendix 1.

## References

- Bala, A. and Kumari, S. (2013). Research performance of National Institutes of Technology (NITs) of India during 2001–2010: a bibliometric analysis. *SRELS Journal of Information Management*, 50(5), 555–572.
- Banshal, S.K., Singh, V.K., & Mayr, P. (2019). Comparing Research Performance of Private Universities in India with IITs, Central Universities and NITs. *Current Science*, Vol. 116, No. 8, pp. 1304 – 1313.
- Banshal, S.K., Singh, V.K., Basu, A., & Muhuri, P.K. (2017). Research performance of the Indian Institutes of Technology. *Current Science*, Vol. 112, No. 5, pp. 923-932.
- Banshal, S.K., Solanki, T., & Singh, V.K. (2018). Research Performance of the National Institutes of Technology in India. *Current Science*, Vol. 115, no. 11, pp. 2025-2036.
- Basu, A., Banshal, S. K., Singhal, K. and Singh, V. K. (2016) Designing a composite index for research performance evaluation at the national or regional level: ranking Central Universities in India. *Scientometrics*, 107(3), 1171–1193.
- Department of Science and Technology. (March 2020). S&T Indicators Tables: Research and Development Statistics 2019-2020. Ministry of Science and Technology, Government of India. New Delhi. Assessed from [www.dst.gov.in](http://www.dst.gov.in)
- Marisha, Banshal, S.K., & Singh, V.K. (2017). Research Performance of Central Universities in India. *Current Science*, Vol. 112, No. 11, pp. 2198-2207.
- Nishy, P., Panwar, Y., Prasad, S., Mandal, G. K. and Prathap, G. (2012). An impact-Citations Exergy (iCX) trajectory analysis of leading research institutions in India. *Scientometrics*, 91(1), 245–251.
- Prathap, G. (2018). Comparative evaluation of research in IISc, IITs, NUS and NTU using CWTS Leiden Ranking 2017 data. *Current Science*, 114(3), 442-443.
- Prathap, G. and Gupta, B. M. (2009). Ranking of Indian engineering and technological institutes for their research performance during 1999–2008. *Current Science*, 2009, 97(3), 304–306.
- Prathap, G. and Sriram, P. (2017). Mega private universities in India: prospects and promise for world-class performance. *Current Science*, 113(11), 2165–2167.
- Prathap, G. (2013). Benchmarking research performance of the IITs using ‘Web of Science’ and ‘Scopus’ bibliometric databases. *Current Science*, 105(8), 1134–1138.
- Prathap, G. (2017). Making scientometric and economic sense out of NIRF 2017 data. *Current Science*, 113(7), 1420–1423.
- Prathap, G. (2014). The performance of research-intensive higher educational institutions in India. *Current Science*, 107(3), 389–396.
- Rajan, K. S., Swaminathan, S., & Vaidhyasubramaniam, S. (2018). Research output of Indian institutions during 2011–2016: Quality and quantity perspective. *Current Science*, Vol. 114, No. 04, 740-746.
- Singh, V. K., Nandy, A., Singh, P., Karmakar, M., Singh, A., Lathabai, H. H., ... & Kanaujia, A. (2022). Indian Science Reports: a web-based scientometric portal for mapping Indian research competencies at overall and institutional levels. *Scientometrics*, 1-10. DOI: 10.1007/s11192-022-04395-6

Solanki, T., Uddin, A., & Singh, V.K. (2016). Research Competitiveness of Indian Institutes of Science Education & Research (IISERs). *Current Science*, Vol. 110, No. 3, pp. 307-310.

UNESCO Institute for Statistics (UIS), 2021. How much did your country spend in R&D. <http://uis.unesco.org/apps/visualisations/research-and-development-spending/>

## Appendix 1

### List of Institutions in Centrally Funded Institution Systems

Name of Institution	TP (2001-2020)
<b>Indian Institute of Technology (IIT) System</b>	
IIT Kharagpur	23246
IIT Madras	19984
IIT Bombay	19483
IIT Delhi	19226
IIT Kanpur	15452
IIT Roorkee	14150
IIT Guwahati	10499
Indian School of Mines Dhanbad	6509
IIT BHU Varanasi	6465
IIT Hyderabad	3218
IIT Indore	3174
Bhubaneswar	2191
IIT Patna	1849
IIT Ropar	1736
IIT Gandhinagar	1685
IIT Mandi	1536
IIT Jodhpur	991
IIT Tirupati	228
IIT Palakkad	196
IIT Jammu	142
IIT Bhilai	125
IIT Goa	105
IIT Dharwad	86
<b>Council of Scientific and Industrial Research (CSIR) System</b>	
Indian Institute of Chemical Technology (IICT)	10680
Academy of Scientific & Innovative Research (AcSIR)*	9973
National Chemical Laboratory (NCL)	8736
National Physical Laboratory (NPL)	5420
Central Drug Research Institute (CDRI)	4970
National Institute Interdisciplinary Science & Technology (NIIST)	3700
Central Food Technological Research Institute (CFTRI)	3495
Central Electrochemical Research Institute (CECRI)	3431
Central Leather Research Institute (CLRI)	3367
Indian Institute of Chemical Biology (IICB)	3111
National Institute of Oceanography (NIO)	3086
Central Salt & Marine Chemical Research Institute (CSMCRI)	2949
National Geophysical Research Institute (NGRI)	2504
Centre for Cellular & Molecular Biology (CCMB)	2477
Central Glass & Ceramic Research Institute (CGCRI)	2454
Institute of Genomics & Integrative Biology (IGIB)	2135
Indian Institute of Toxicology Research (IITR)	2104

National Botanical Research Institute (NBRI)	1979
Institute of Minerals & Materials Technology (IMMT)	1934
National Metallurgical Laboratory (NML)	1900
Central Institute of Medicinal & Aromatic Plants (CIMAP)	1862
National Environmental Engineering Research Institute (NEERI)	1804
Indian Institute of Integrative Medicine (IIIM)	1770
Institute of Microbial Technology (IMTECH)	1593
North East Institute of Science & Technology (NEIST)	1474
Institute of Himalayan Bioresource Technology (IHBT)	1421
National Aerospace Laboratories (NAL)	1414
Indian Institute of Petroleum (IIP)	1017
Central Mechanical Engineering Research Institute (CMERI)	974
Central Scientific Instruments Organisation (CSIO)	950
Central Electronics Engineering Research Institute (CEERI)	839
Advanced Materials & Processes Research Institute (AMPRI)	758
Central Institute of Mining & Fuel Research (CIMFR)	756
Structural Engineering Research Center (SERC)	618
Central Building Research Institute	422
Madras Complex (CMC)	352
Fourth Paradigm Institute (CSIR API)	281
Central Road Research Institute (CRRRI)	232
National Institute of Science, Technology & Development Studies (NISTADS)	163
Human Resource Development Centre	116
National Institute of Science Communication & Information Resources (NISCAIR)	114
Open Source Drug Discovery	50
Unit for Research and Development of Information Products	45
<b>Central University System</b>	
University of Delhi	18353
Banaras Hindu University (BHU)	16969
Aligarh Muslim University	9699
University of Hyderabad	7764
Jawaharlal Nehru University	6752
Jamia Millia Islamia	5408
Visva Bharati	4111
Pondicherry University	3920
University of Allahabad	3757
Tezpur University	3230
North Eastern Hill University	2259
Dr. Harisingh Gour Vishwavidyalaya	2009

Assam University	1469
Hemwati Nandan Bahuguna Garhwal University	1137
Babasaheb Bhimrao Ambedkar University	1110
Guru Ghasidas Vishwavidyalaya	1076
Central University of Rajasthan	901
Mizoram University	864
Manipur University	825
Central University of Punjab	731
Tripura University	724
Central University of Kerala	556
Central University of Gujarat	508
Central University of Tamil Nadu	470
Central University of Jharkhand	446
Central University of Haryana	323
Central University of Himachal Pradesh	318
Sikkim University	307
Rajiv Gandhi University	305
Central University of Jammu	285
Central University of South Bihar	278
Nagaland University	229
Indira Gandhi National Tribal University	191
Central University of Karnataka	142
Central University of Kashmir	58
The English and Foreign Languages University	40
<b>Department of Atomic Energy System</b>	
Bhabha Atomic Research Centre	21922
Tata Institute of Fundamental Research (TIFR)	14558
Homi Bhabha National Institute	7251
Saha Institute of Nuclear Physics	6294
Indira Gandhi Centre for Atomic Research	5786
Tata Memorial Centre	3250
Institute of Physics, Bhubaneswar	2956
Raja Ramanna Centre for Advanced Technology	2910
National Institute of Science Education and Research	2813
Institute for Plasma Research	2587
Institute of Mathematical Sciences	2239
Variable Energy Cyclotron Centre	2227
Harish-Chandra Research Institute	1893
TIFR Centre for Interdisciplinary Sciences (TCIS), Hyderabad	535
Atomic Minerals Directorate for Exploration and Research	361
TIFR Centre for Applicable Mathematics (CAM), Bengaluru	214
Tata Institute of Fundamental Research, Balloon Facility	23
<b>National Institute of Technology (NIT) System</b>	
NIT Rourkela	5563
NIT Tiruchirappalli	5140
NIT Karnataka	3308
NIT Durgapur	2714
NIT Warangal	2569
Visvesvaraya NIT Nagpur	2361
Sardar Vallabhbhai NIT Surat	2357
Malviya NIT Jaipur	2342
Motilal Nehru NIT	2262
NIT Calicut	2093

NIT Kurukshetra	2064
Dr Br Ambedkar NIT Jalandhar	1889
NIT Silchar	1729
NIT Hamirpur	1558
NIT Raipur	1381
Maulana Azad NIT Bhopal	1222
NIT Agartala	1098
NIT Patna	777
NIT Srinagar	584
NIT Jamshedpur	577
NIT Meghalaya	465
NIT Manipur	353
NIT Delhi	324
NIT Goa	232
NIT Arunachal Pradesh	179
NIT Nagaland	175
NIT Uttarakhand	174
NIT Puducherry	161
NIT Mizoram	141
NIT Sikkim	133
NIT Andhra Pradesh	109
<b>Indian Council of Agricultural Research (ICAR) System</b>	
Indian Agricultural Research Institute	7100
Indian Veterinary Research Institute	4620
National Dairy Research Institute	3049
Central Marine Fisheries Research Institute	1247
National Bureau of Plant Genetics Resources	1124
Central Institute of Fisheries Education	1103
ICAR Research Complex for NEH Region	1030
Indian Institute of Horticultural Research	941
National Rice Research Institute	723
Central Institute of Freshwater Aquaculture	713
Central Arid Zone Research Institute	643
Indian Grassland & Fodder Research Institute	631
Central Sheep & Wool Research Institute	627
National Bureau of Fish Genetic Resources	563
National Bureau of Animal Genetic Resources	557
Indian Institute of Soil Sciences	544
Central Institute for Research on Goats	543
Central Soil Salinity Research Institute	541
Central Institute of Fisheries Technology	500
Indian Institute of Wheat & Barley Research	492
Central Avian Research Institute	487
National Institute of Animal Nutrition & Physiology	479
Indian Institute of Pulses Research	477
Central Institute Brackishwater Aquaculture	473
Central Institute on Post Harvest Engineering & Technology	472
Indian Institute of Rice Research	470
Central Inland Fisheries Research Institute	462
Central Potato Research Institute	453
Central Research Institute of Dryland Agriculture	444
Central Island Agricultural Research Institute	401

Indian Agricultural Statistics Research Institute	401
Central Tuber Crops Research Institute	398
Indian Institute of Soil & Water Conservation	388
Sugarcane Breeding Institute	366
ICAR Research Complex for Eastern Region	357
Indian Institute of Sugarcane Research	344
Indian Institute of Vegetable Research	343
Central Institute of Agricultural Engineering	340
Vivekananda Parvatiya Krishi Anusandhan Sansthan	332
Directorate of Poultry Research	324
National Bureau of Soil Survey & Land Use Planning	310
National Bureau of Agricultural Insect Resources	309
National Research Centre on Equines	306
Central Plantation Crops Research Institute	298
Central Institute for Research on Buffaloes	288
Indian Institute of Spices Research	281
National Institute of Veterinary Epidemiology & Disease Informatics	279
Central Institute of Cotton Research	261
National Research Centre on Camel	259
Indian Institute of Water Management	256
Central Research Institute for Jute & Allied Fibres	249
National Bureau of Agriculturally Important Microorganisms	241
National Research Centre for Grapes	220
National Research Centre on Yak	215
Indian Institute of Maize Research	212
National Research Centre on Mithun	208
Central Coastal Agricultural Research Institute	206
Indian Institute of Millets Research	206
Directorate of Groundnut Research	204
Central Institute of Subtropical Horticulture	199
Indian Institute of Oilseeds Research	198
Indian Institute of Farming Systems Research	191
Central Citrus Research Institute	185
Directorate of Coldwater Fisheries Research	185
Indian Institute of Soybean Research	185
Central Institute of Temperate Horticulture	178
Directorate of Medicinal & Aromatic Plants Research	174
Central Institute of Research on Cotton Technology	172
National Institute of Abiotic Stress Management	170
Central Institute for Research on Cattle	159
National Institute of High Security Animal Diseases	150
National Research Centre on Meat	147
National Research Centre on Pig	147
Central Agroforestry Research Institute	141
Central Institute for Arid Horticulture	133

National Institute of Agricultural Economics & Policy Research	131
Indian Institute of Natural Resins & Gums	123
National Research Centre for Banana	121
National Research Centre for Integrated Pest Management	112
Directorate of Weed Research	109
National Academy of Agricultural Research & Management	104
National Research Centre on Seed Spices	98
Indian Institute of Agricultural Biotechnology	91
Directorate of Mushroom Research	90
Indian Institute of Oil Palm Research	87
National Institute of Biotic Stresses Management	84
Directorate on Onion & Garlic Research	83
National Research Centre for Pomegranate	81
Central Tobacco Research Institute	68
Directorate of Cashew Research	67
Central Institute for Women in Agriculture	60
Indian Institute of Seed Research	59
Directorate of Floricultural Research	55
National Research Centre for Litchi	46
National Research Centre on Orchids	40
<b>Department of Science and Technology (DST) System</b>	
Indian Association for the Cultivation of Science (IACS) - Jadavpur	7892
Jawaharlal Nehru Center for Advanced Scientific Research (JNCASR)	5099
SN Bose National Centre for Basic Science (SNBNCBS)	3031
Bose Institute	3017
Sree Chitra Tirunal Institute for Medical Sciences Technology (SCTIMST)	2081
Raman Research Institute (RRI)	2061
Indian Institute of Astrophysics (IIA)	1842
International Advanced Research Centre for Powder Metallurgy & New Materials (ARCI)	1101
Wadia Institute of Himalayan Geology (WIHG)	1075
Indian Institute of Space Science & Technology	1009
Birbal Sahni Institute of Palaeobotany (BSIP)	987
Indian Institute of Geomagnetism (IIG)	953
Agharkar Research Institute (ARI)	860
Aryabhata Research Institute of Observational Sciences (ARIES)	837
Institute of Advanced Study in Science & Technology (IASST)	678
Centre for Nano & Soft Matter Sciences (CeNS)	620
Institute of Nano Science & Technology (INST)	583
National Academy of Sciences, India (NASI)	36
Technology Information, Forecasting & Assessment Council (TIFAC)	27
National Innovation Foundation (NIF)	16
Vigyan Prasar	5

Indian Science Congress Association (ISCA)	4
National Accreditation Board for Testing & Calibration Laboratories	4
<b>Indian Space Research Organisation (ISRO) System</b>	
Department of Space DOS Government of India	10979
Physical Research Laboratory India	3421
Vikram Sarabhai Space Center VSSC	2072
Space Applications Centre (SAC)	1559
National Remote Sensing Centre (NRSC)	1053
Indian Institute of Space Science Technology IIST	1009
U R Rao Satellite Centre (URSC)	717
Indian Institute of Remote Sensing IIRS	697
National Atmospheric Research Laboratory (NARL)	638
Liquid Propulsion Systems Centre (LPSC)	141
Semi-Conductor Laboratory (SCL)	128
ISRO Telemetry, Tracking & Command Network (ISTRAC)	72
Laboratory Electro-Optics Systems (LEOS)	56
North Eastern-Space Applications Centre (NE-SAC)	46
Satish Dhawan Space Centre (SDSC) SHAR	41
ISRO Inertial Systems Unit IISU	15
ISRO Propulsion Complex (IPRC)	13
Master Control Facility (MCF)	8
Development & Educational Communication Unit DECU	1
<b>All India Institute of Medical Sciences (AIIMS) System</b>	
AIIMS New Delhi	14183
AIIMS Bhubaneswar	334
AIIMS Jodhpur	329
AIIMS Rishikesh	261
AIIMS Bhopal	253
AIIMS Patna	159
AIIMS Raipur	90
AIIMS Nagpur	45
<b>Defence Research and Development Organisation (DRDO) System</b>	
Defence Metallurgical Research Laboratory (DMRL)	1925
Defence Research & Development Establishment (DRDE)	1310
Institute of Nuclear Medicine & Allied Sciences (INMAS)	1095
Defence Institute of Advanced Technology (DIAT)	1011
Solid State Physics Laboratory (SSPL)	823
Defence Institute of Physiology & Allied Sciences (DIPAS)	617
Defence Food Research Laboratory (DFRL)	597
Advanced Centre Research in High Energy Materials (ACRHEM)	522
Defence Materials & Stores Research & Development Establishment (DMSRDE)	518
High Energy Materials Research Laboratory (HEMRL)	441
Naval Materials Research Laboratory (NMRL)	395

Defence Research & Development Laboratory (DRDL)	299
Defence Research Laboratory (DRL)	268
Defence Laboratory (DLJ)	252
DRDO BU Center Life Sciences	232
Snow & Avalanche Study Establishment (SASE)	231
Naval Physical & Oceanographic Laboratory (NPOL)	214
Center for Fire Explosive & Environment Safety (CFEES)	211
Defence Institute of High Altitude Research (DIHAR)	187
Armament Research & Development Establishment (ARDE)	174
Laser Science & Technology Centre (LASTEC)	161
Advanced System Laboratory (ASL)	141
Instruments Research & Development Establishment (IRDE)	129
Defence Institute of Bio-Energy Research (DIBER)	116
Gas Turbine Research Establishment (GTRE)	113
Research Center Imarat (RCI)	113
Terminal Ballistics Research Laboratory (TBRL)	110
Center for Military Airworthiness & Certification (CEMILAC)	97
Microwave Tube Research & Development Center (MTRDC)	91
Combat Vehicles Research & Development Establishment (CVRDE)	78
Defence Bioengineering & Electromedical Laboratory (DEBEL)	77
Naval Science & Technological Laboratory (NSTL)	74
Aeronautical Development Establishment (ADE)	70
Scientific Analysis Group (SAG)	65
Defence Electronics Application Laboratory (DEAL)	54
Center for Artificial Intelligence & Robotics (CAIR)	46
Electronics & Radar Development Establishment (LRDE)	46
Institute of Systems Studies & Analysis (ISSA)	44
Research & Development Establishment Engineers (R&DE)	34
Research & Innovation Centre (RIC)	33
Defence Electronics Research Laboratory (DLRL)	32
Defence Terrain Research Laboratory (DTRL)	32
Proof & Experimental Establishment (PXE)	29
Defence Avionics Research Establishment (DARE)	20
Centre for Air Borne Systems (CABS)	19
Integrated Test Range (ITR)	19
Recruitment & Assessment Centre (RAC)	17
Defence Institute of Psychological Research (DIPR)	14

DRDO Integration Centre (DIC)	13
Advanced Centre Energetic Materials (ACEM)	11
Aerial Delivery Research & Development Establishment (ADRDE)	11
Vehicle Research & Development Establishment (VRDE)	10
Defence Scientific Information & Documentation Centre (DESIDOC)	8
Advanced Numerical Research & Analysis Group (ANURAG)	7
SF Complex (SFC)	7
Centre High Energy Systems & Sciences (CHESS)	6
Centre of Millimeter Wave Semiconductor Devices & Systems (CMSDS)	6
Institute of Technology Management (ITM)	5
Centre of Excellence in Cryptology (CoEC)	3
Centre Advanced Systems (CAS)	1
Joint Cypher Bureau (JCB)	1
<b>Department of Biotechnology (DBT) System</b>	
International Center for Genetic Engineering & Biotechnology (ICGEB)	1874
Tamil Nadu Veterinary & Animal Sciences University	1864
National Institute of Immunology - India (NII)	1537
National Centre for Cell Science, Pune (NCCS)	1470
National Institute of Plant Genome Research (NIPGR)	917
Rajiv Gandhi Centre for Biotechnology (RGCB)	906
Centre for DNA Fingerprinting & Diagnostics (CDFD)	852
Institute of Life Sciences India (ILS)	605
National Brain Research Centre (NBRC)	596
Translational Health Science & Technology Institute (THSTI)	577
Institute for Stem Cell Biology & Regenerative Medicine - inStem	427
National Agri Food Biotechnology Institute (NABI)	389
Institute of Bioresources & Sustainable Development (IBSD)	272
Regional Centre for Biotechnology	253
National Institute of Biomedical Genomics (NIBMG)	185
National Institute of Animal Biotechnology (NIAB)	161
DBT-ICT Centre for Energy Biosciences, Mumbai	94
DBT IOC Centre for Advanced Bioenergy Research, Faridabad	84
DBT-AIST International Laboratory for Advanced Biomedicine (DAILAB)	59
DBT-Pan IIT Centre for Bioenergy	44
Wellcome Trust DBT India Alliance	44
DBT-ICGEB Centre for Advanced Bioenergy Research, New Delhi	34
Biotechnology Industry Research Assistance Council (BIRAC)	17

Bharat Immunological & Biological Corporation	1
<b>Indian Institute of Science Education and Research (IISER) System</b>	
IISER Pune	3306
IISER Kolkata	3127
IISER Bhopal	1857
IISER Mohali	1836
IISER Thiruvananthapuram	1090
IISER Tirupati	340
<b>Indian Council of Medical Research (ICMR) System</b>	
ICMR - National Institute of Cholera & Enteric Diseases (NICED)	1222
ICMR - National Institute of Nutrition (NIN)	984
ICMR - National Institute for Research in Tuberculosis (NIRT)	935
ICMR - National Institute of Malaria Research (NIMR)	877
ICMR - National Institute of Virology (NIV)	727
ICMR - National Institute for Research in Reproductive Health (NIRRH)	704
ICMR - Vector Control Research Center (VCRC)	596
ICMR - National Institute of Immunohaematology (NIIH)	542
ICMR - National AIDS Research Institute (NARI)	434
ICMR - National Institute of Cancer Prevention & Research (NICPR)	385
ICMR - National Institute of Pathology (IOP)	368
ICMR - National JALMA Institute for Leprosy & Other Mycobacterial Diseases, Agra	350
ICMR - Rajendra Memorial Research Institute of Medical Sciences (RMRI)	347
ICMR - Regional Medical Research Centre (RMRC), Bhubaneswar	338
ICMR - National Institute of Epidemiology (NIE)	289
ICMR - National Institute of Occupational Health (NIOH)	246
National Centre for Disease Control (NCDC)	232
ICMR - National Institute for Research in Tribal Health (NIRTH)	204
ICMR - National Institute of Traditional Medicine (NITM)	167
ICMR - Regional Medical Research Centre, Port Blair (RMRCPB)	164
ICMR - Virus Unit, Kolkata	145
ICMR-VCRC Field Station, Madurai	122
ICMR - National Institute of Medical Statistics (NIMS)	121



ICMR - Bhopal Memorial Hospital & Research Center (BMHRC)	112
ICMR - Regional Medical Research Centre, North East Region (RMRC NE)	112
ICMR - National Institute for Research in Environmental Health (NIREH)	95
ICMR - National Animal Resource Facility for Biomedical Research (NARFBR)	72
ICMR - National Institute for Implementation Research on Non-Communicable Diseases (NIIRNCD)	60
ICMR - National Centre for Disease Informatics & Research (NCDIR)	51
ICMR - Enterovirus Research Centre	41
ICMR - Regional Medical Research Center, Gorakhpur (RMRCGKP)	19
<b>Ministry of Earth Sciences (MoES) System</b>	
Indian Institute of Tropical Meteorology (IITM)	1920
India Meteorological Department (IMD)	982
National Centre for Polar and Ocean Research (NCPOR)	650
National Institute of Ocean Technology (NIOT)	634
Indian National Centre for Ocean Information Services (INCOIS)	438
National Centre for Medium Range Weather Forecasting (NCMRWF)	352
National Centre for Earth Science Studies (NCESS)	328
National Centre for Coastal Research (NCCR)	244
Centre for Marine Living Resources & Ecology (CMLRE)	157
National Center for Seismology (NCS)	81
<b>Indian Institute of Management (IIM) System</b>	
IIM Ahmedabad	697
IIM Bangalore	502
IIM Calcutta	501
IIM Lucknow	298
IIM Indore	267
IIM Kozhikode	251
IIM Raipur	166
IIM Udaipur IMU	148
IIM Rohtak	82
IIM Ranchi	71
IIM Kashipur	66
IIM Tiruchirappalli	60
IIM Shillong	35
IIM Amritsar	27
IIM Sambalpur	20
IIM Nagpur	17
IIM Sirmaur	17
IIM Visakhapatnam	12
IIM Jammu	7

IIM Bodh Gaya	4
<b>National Institute of Pharmaceutical Education &amp; Research (NIPER) System</b>	
NIPER S.A.S. Nagar (Mohali)	2260
NIPER Hyderabad	435
NIPER Ahmedabad	22
NIPER Guwahati	5
NIPER Hajipur	4
NIPER Kolkata	3
NIPER Raebareli	3