

Quantum chemical insights into hexaboride electronic structures: correlations within the boron p -orbital subsystem

Thorben Petersen,* Ulrich K. Rößler, and Liviu Hozoi†

Institute for Theoretical Solid State Physics, Leibniz IFW Dresden, Helmholtzstr. 20, 01069 Dresden, Germany

(Dated: November 11, 2022)

The notion of strong electronic correlations arose in the context of d -metal oxides such as NiO but can be exemplified on systems as simple as the H_2 molecule. Here we shed light on correlation effects on B_6^{2-} clusters as found in MB_6 hexaborides and show that the B $2p$ valence electrons are fairly correlated. B_6 -octahedron excitation energies computed for CaB_6 and YbB_6 agree with peak positions found by resonant inelastic x-ray scattering, providing a compelling picture for the latter. Our findings characterize these materials as very peculiar p -electron correlated systems and call for more involved many-body investigations within the whole hexaboride family, both alkaline- and rare-earth compounds, not only for N - but also $(N\pm 1)$ -states defining e. g. band gaps.

Introduction

The physical properties of MB_6 hexaborides are remarkably diverse and have received persistent interest [1, 2], as a thorough understanding of this peculiar family of materials could not be achieved yet. Some of its members possess properties relevant for applications, generally determined by specificities of their electronic structures: CaB_6 is a semiconductor [3], YbB_6 turns superconducting for temperatures lower than 8 K [4], LaB_6 is widely used as thermionic electron emitter [5], EuB_6 displays colossal magneto-resistance [6], the heavy-fermion system $Ce_{1-x}La_xB_6$ has been intensively studied in the context of multipolar phases and magnetically hidden orders [7, 8], while SmB_6 is believed to host correlated topological states [9]. However, even for the seemingly simplest member of the family, CaB_6 , there are important electronic-structure features that are not at all clear, for example, the size and nature of its band gap: density-functional computations yield a vanishing band gap [10–14] while experiment indicates a gap of ~ 1 eV [3]. The band structures of SmB_6 and YbB_6 are also a topic of active debate, especially in relation to their surface states [9, 15–17]; for SmB_6 , even predictions made for the symmetry of the Sm^{3+} -ion ground-state term are recently contradicted by experiment [18, 19].

In this context, we argue that one aspect constantly neglected in the study of these compounds is correlations within the B $2p$ electronic subsystem. To address such physics, we here employ *ab initio* multi-configurational wavefunction theory. For CaB_6 and YbB_6 , representative divalent hexaborides, the ground-state wavefunctions turn out strongly multi-configurational, with large admixture of higher-lying configurations. Trying to understand the nature of B $2p$ N -particle states, a rich N -particle excitation spectrum is evidenced in the *ab initio* calculations. These computed p - p excitation energies compare well with peak positions in B K -edge RIXS

spectra reported by Denlinger *et al.* [3, 20]. Analysis of the many-body wavefunctions in terms of site-centered valence orbitals suggests that the *ab initio* data can be mapped onto a six-site, half-filled effective Hubbard model. Unfolded to the extended lattice, this might provide a convenient frame for further insights into the electronic properties of the B $2p$ subsystem. The computationally more expensive option is using quantum chemical methods to determine the nature of $(N\pm 1)$ quasi-particle states [21–23] defining e. g. band gaps.

Results

Correlated electronic structure of CaB_6

The crystal structure of cubic MB_6 hexaborides is $CsCl$ -like, with $Pm\bar{3}m$ symmetry [1, 2]. A given B_6 octahedron is surrounded by eight M nearest-neighbor sites defining a cube (see Fig. 1). M can be an alkaline-earth atom, Y, or a rare-earth ion (e.g., La, Ce, Sm, Yb). Interestingly, even for CaB_6 , a conventional closed-shell p -electron compound at first sight, standard band-

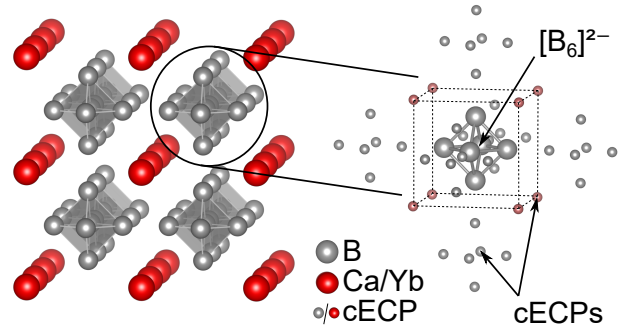


FIG. 1. **Cubic crystal structure of MB_6 hexaborides and B_6^{2-} quantum mechanical cluster.** The quantum cluster is surrounded by 44 nearby ions modeled as capped effective core potentials (cECPs). Dashed lines highlight the cubic M_8 cage around a given B_6 octahedron (red: Ca/Yb, light grey: B).

* t.petersen@ifw-dresden.de

† l.hozoi@ifw-dresden.de

structure calculations and experiment provide conflicting results on the fundamental gap: computations within the local density approximation (LDA) of density functional theory, for instance, indicate a metallic ground state [10–14] while a gap of ~ 1 eV is found experimentally [3]. One obvious question is then what kind of correlations are missed in (LDA-based) density functional theory in this class of materials but the answer is not evident. From post-LDA *GW* calculations, both finite [24] and vanishing [13, 14] band gaps were reported. These contradictory sets of data suggest that the results are sensitive to specific details in the numerical implementation. Moreover, the *GW* scheme is not designed for dealing with short-range correlations; the latter turn out to be massive, as discussed below.

For an isolated B atom, the Aufbau principle implies an $[1s^2]2s^22p^1$ valence configuration; on a B_6^{2-} octahedral unit, there are $6 \times 3 + 2 = 20$ electrons associated with the B $2s$ and $2p$ shells. But those 20 electrons can be now regarded as occupying symmetry-adapted orbitals distributed over several B sites of a given octahedron. In cubic geometry (i. e., regular octahedron), there are a_{1g} , e_g , and t_{1u} symmetry-adapted functions associated with the six s atomic orbitals and a_{1g} , e_g , t_{1u} , and t_{2g} linear combinations related to the set of 18 p atomic orbitals.

To gain insight into the B $2s/2p$ electronic structure, we here rely on *ab initio* quantum chemical methods [25] as implemented in the ORCA program package v5.0 [26]. The material model is a point-charge embedded B_6^{2-} cluster, for both CaB_6 and YbB_6 (see Fig. 1). Details on the technicalities of this embedding process are given in the Methods section. The quantum chemical investigation was initiated as a preliminary Hartree-Fock (HF) calculation that provides starting orbitals for a much more sophisticated post-HF treatment: complete-active-space self-consistent-field (CASSCF) computations and subsequent multi-reference configuration interaction (MRCI) with single and double excitations [25]. To make the highly-demanding MRCI calculations feasible, we enabled the use of symmetry, according to the D_{2h} subgroup; B $1s$ orbitals were not correlated.

Starting from the closed-shell HF solution, basic information on the nature of the low-lying excited states and on the nature of most important correlation effects was gathered from a series of CASSCF calculations in which different numbers of orbitals were considered as active. In quantum chemical terminology, “active” is the set of orbitals within which all possible determinants are generated on the basis of a given number of electrons. These are chemically or physically relevant orbitals, to e.g. bonding or spectroscopy, respectively; less relevant orbitals are assigned either double (core/semi-core levels) or zero (virtual levels) occupancy. By analyzing different active orbital spaces, the six molecular orbitals shown in Fig. 2(a) were found to be strongly correlated; in O_h point group symmetry, relevant to a B_6^{2-} unit in cubic hexaborides, these orbitals transform according to

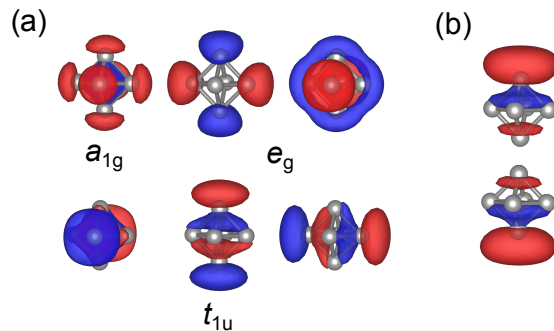


FIG. 2. Orbitals of the chosen complete active space with six electrons and six orbitals (CAS(6,6)). (a) Symmetry-adapted (O_h point-group symmetry) orbitals for the B_6^{2-} unit. (b) Site-centered symmetry-equivalent orbitals derived from the former (only two out of six are shown).

the A_{1g} , E_g , and T_{1u} irreducible representations. We found that for the aspects discussed here a six-orbital active space ($a_{1g} + e_g + t_{1u}$) accommodating six electrons (for lower-energy orbitals on the B_6^{2-} octahedron, double occupancy is imposed in CASSCF) already provides a balanced description; we refer to this active space as CAS(6,6).

Using this active space, a total of one septet, five quintets, 15 triplets and eight singlet states were considered in a state-averaged [25] CASSCF calculation. Results computed this way for CaB_6 are listed in Table I. Electronic configurations are here expressed in terms of symmetry-adapted molecular-like orbitals (a_{1g} , e_g , t_{1u}); this is common practice when discussing the electronic structure of octahedral atomic units and also the usual way output numerical data are printed by quantum chemical programs. A first observation is the pronounced multi-configurational structure of the computed wavefunctions. The leading ground-state configuration, for example, has a weight of only 61% in the many-body ground-state wavefunction (${}^1A_{1g}$ state) and a similar situation is observed for many of the excited states; the remaining weight has to do in each case with other electron configurations. The multi-configurational character of most of the states in Table I is also reflected in the natural-orbital occupation numbers, obtained through diagonalization of the density matrix [25]: for the ${}^1A_{1g}$ ground state, for instance, the a_{1g} , e_g , and t_{1u} occupation numbers are 1.85, 1.70 ($\times 2$), and 0.25 ($\times 3$), respectively; at the HF level the occupation of the antibonding (see Fig. 2(a)) t_{1u} levels is 0 since the HF ground-state wavefunction is 100% $a_{1g}^2 e_g^4$. Also illustrative for the effect of electronic correlations: the (restricted open-shell) HF ${}^1A_{1g} - {}^5T_{2g}$ splitting, for instance, is less than 1 eV, much smaller than the CASSCF/MRCI values provided in Table I.

An instructive exercise is re-expressing the CAS(6,6) ground-state wavefunction in terms of site-centered orbitals. To achieve this, the symmetry-adapted a_{1g} , e_g , and t_{1u} composites were transformed to a set

TABLE I. Excitation energies (eV) for a B_6^{2-} octahedral block in CaB_6 (CAS(6,6) reference). Weights of leading configurations are provided within brackets. Computational results based on complete active space self-consistent field (CASSCF) and more sophisticated multi-reference configuration interaction (MRCI) are given in comparison to experimental resonant inelastic x-ray scattering (RIXS) peaks.

State	Leading config.	E_{CASSCF}	E_{MRCI}	E_{RIXS} [3]
$^1A_{1g}$	$a_{1g}^2 e_g^4 t_{1u}^0$	0 (61%)	0 (61%)	0
$^3T_{2u}$	$a_{1g}^2 e_g^3 t_{1u}^1$	0.99 (71%)	1.09 (68%)	1.15
$^5T_{2g}$	$a_{1g}^2 e_g^2 t_{1u}^2$	2.11 (79%)	2.28 (75%)	2.6
$^3T_{2g}$	$a_{1g}^2 e_g^2 t_{1u}^2$	2.24 (76%)	2.41 (71%)	
$^1T_{2g}$	$a_{1g}^2 e_g^2 t_{1u}^2$	2.30 (75%)	2.49 (69%)	
$^3T_{1u}$	$a_{1g}^2 e_g^1 t_{1u}^3$	3.90 (86%)	2.40 (74%)	
$^1T_{2u}$	$a_{1g}^2 e_g^3 t_{1u}^1$	4.02 (87%)	2.48 (75%)	
$^3T_{1g}$	$a_{1g}^2 e_g^2 t_{1u}^2$	4.66 (76%)	3.42 (77%)	3.6
$^1A_{1u}$	$a_{1g}^2 e_g^1 t_{1u}^3$	3.72 (74%)	4.06 (68%)	
3E_u	$a_{1g}^2 e_g^1 t_{1u}^3$	3.76 (70%)	4.11 (66%)	
$^3A_{1u}$	$a_{1g}^2 e_g^1 t_{1u}^3$	3.77 (70%)	4.12 (66%)	
5E_u	$a_{1g}^2 e_g^1 t_{1u}^3$	3.88 (61%)	4.24 (61%)	
$^7A_{1u}$	$a_{1g}^1 e_g^2 t_{1u}^3$	4.53 (100%)	5.46 (83%)	

of six symmetry-equivalent functions using the orbital “localization” module in ORCA [26]. Two of these symmetry-equivalent site-centered orbitals are displayed in Fig. 2(b). Their asymmetric shape clearly indicates p - s mixing: dominant p but also s character, with substantial weight at the opposite B site. In this basis, the ground-state wavefunction amounts to 54% $|\uparrow\uparrow\downarrow\downarrow\uparrow\downarrow\rangle$, i. e., 54% determinants with single orbital occupation, and 36% $|\uparrow\downarrow\uparrow\downarrow 02\rangle + \dots$, 7% $|\uparrow\downarrow 0202\rangle + \dots$, and 3% $|020202\rangle + \dots$ configurations, where $\uparrow, \downarrow, 2$, and 0 stand for spin-up electron, spin-down electron, zero orbital occupation, and double occupation, respectively. As such, the wavefunction can in principle be mapped onto an effective six-site Hubbard-type model (t - U or t - U - V). Estimating hopping (t) and Coulomb repulsion (U, V) integrals [27–29] defining such effective models is beyond the scope of this letter. But the quantum chemical wavefunctions and excitation energies reported here provide useful *ab initio* benchmarks for tuning the relevant parameters. Remarkably, p -electron Hubbard- U values as large as 9 eV were estimated for e. g. carbon and phosphorus allotropes [30, 31].

Good insight into correlation effects on the B_6^{2-} unit is attained by inspecting the wavefunction describing two opposite B sites (the hopping integral is larger for opposite-corner sp hybrids). To this end the following numerical test can be made: allow all possible occupations for two sp hybrids on opposite corners of the octahedron (c.f. those pictured in Fig. 2(b)), but restrict the occupation of each of the other four sp hybrids to 1 (without re-optimizing the orbitals). The weight of con-

figurations with 0, 2 and 2, 0 orbital occupation for the opposite-corner orbitals is only 19%, indicative of sizable correlations. For comparison, in the H_2 molecule at equilibrium H-H interatomic distance the weight of those ionic configurations in the HF wavefunction (uncorrelated limit) is 50%, being reduced to about 44% in the exact wavefunction [32].

Support to our computational results is provided by the good agreement between calculated N -particle excitation energies and excitation energies extracted from B K -edge RIXS experiments [3]. This is apparent by comparing numerical (MRCI level of theory) and experimental values in the last two columns of Table I and Fig. 3(a). In other words, the numerically obtained excitation energies fit the measured excited-state relative energies; this good agreement allows for an one-to-one assignment of the main features for less than ≈ 4 eV energy loss in the RIXS spectra. But the interpretation of the electronic ground state itself and of the lower N -particle charge excitations resulting from this assignment is peculiar, with no correspondence in the extensive literature available on MB_6 hexaborides.

That computations beyond the CAS(6,6) level are necessary is visible from the large corrections brought through the MRCI treatment to some of the excitation energies, in particular, to the relative energies of singlet and triplet states at 2.4–3.5 eV and of the $^7A_{1u}$ septet. These corrections amount to up to 1.5 eV, see Table I, and point to configuration-interaction (CI) effects that are not yet captured with a six-orbital active-space CASSCF. This is evident, e. g., from the substantial reduction of the weight of the leading configuration in the CI wavefunction of each of those states. Moreover, we found that more approximate post-CASSCF CI schemes such as spectroscopy-oriented CI (SORCI) or second-order perturbation theory (PT2) treatments such as N -electron valence PT2 correction (NEVPT2) yield inaccurate excitation energies (see Supplementary Table 1). Relative shifts of this magnitude when improving the description of electronic correlations (by appropriately enlarging the active orbital space in CASSCF and/or post-CASSCF correlation treatment) are typically found in d -electron oxides, e. g., for d^6 states in LaCoO_3 [33].

Correlated electronic structure of YbB_6

For comparison, similar quantum chemical computations were carried out for the N -particle B_6^{2-} electronic structure in the rare-earth hexaboride YbB_6 . The relative energies of the first twelve excited states and leading electronic configurations are listed in Table II. In agreement with the computational results obtained for CaB_6 , the ground-state wavefunction is of strong multi-configurational character, with its leading configuration amounting to only 60%. Also in this case, the calculated MRCI energies can be compared with B K -edge X-ray spectra [20]; MRCI N -particle excitation energies

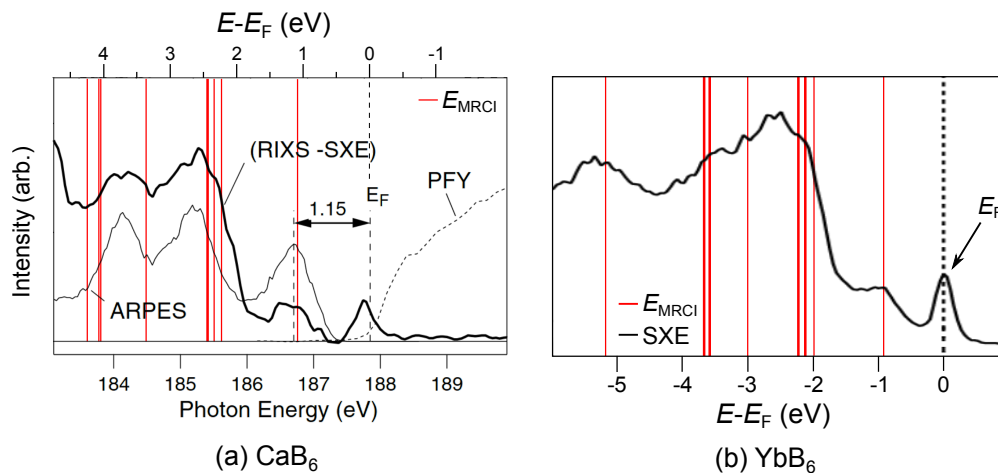


FIG. 3. **Comparison of experimental X-ray spectra and calculated MRCI relative energies.** A series of experiments was conducted for (a) CaB_6 and (b) YbB_6 , involving angle-resolved photoemission spectroscopy (ARPES), surface x-ray photoemission (SXE), resonant-inelastic x-ray scattering (RIXS), and partial fluorescence-yield (PFY) spectroscopy (in black). Multi-reference configuration interaction (MRCI) energies are given for comparison (in red) and all energies are referenced onto the Fermi energy E_F . Figure 3(a) reprinted with permission from Denlinger *et al.* [3], copyright (2022) by the American Physical Society, and Fig. 3(b) reprinted with permission from Denlinger *et al.* [20], copyright (2022) by World Scientific Publishing Co. PTE. LTD. through the Copyright Clearance Center (CCC).

are overlaid for this purpose onto the experimental plots of Denlinger *et al.* [20] in Fig. 3. It is seen that the relative energy of the well-defined first peak is rather well reproduced in both compounds. At higher energies, the level structure is denser; qualitatively, there is reasonably good correspondence between the peak found experimentally in each of the two materials at 2-3 eV and the excitations computed in that energy range.

The B p - p excitation energies computed for YbB_6 are slightly lower as compared to CaB_6 . The likely explanation is that the larger effective charge of Yb ions in YbB_6 (2 or slightly larger than 2 according to experimental estimates [17, 34–36], a representation that is also adopted for the surroundings of the B_6 octahedron in our calculations) stabilizes the t_{1u} B-cluster orbitals as compared to the e_g (also a_{1g}) components and reduces this way the $e_g \rightarrow t_{1u}$ excitation energies — the t_{1u} composites have stronger antibonding character, are more extended, and therefore sense more effectively the nearest-neighbor cations.

Conclusions

While strong correlation effects within a whole manifold of electron configurations were already pointed out for the case of d -ion clusters [37–41], we here describe similar physics occurring on p -electron octahedral clusters as found in MB_6 hexaborides. In particular, we highlight the role of correlation effects on B_6 octahedral units. For divalent CaB_6 and YbB_6 , our quantum-chemically computed valence-shell excitation energies agree well with peak positions in earlier B K -edge RIXS measurements

TABLE II. Excitation energies (eV) computed for a B_6^{2-} octahedral block in YbB_6 (CAS(6,6) reference). Weights of leading configurations are provided within brackets. Computational results based on complete active space self-consistent field (CASSCF) and more sophisticated multi-reference configuration interaction (MRCI) are given in comparison to experimental resonant inelastic x-ray scattering (RIXS) peaks.

State	Leading config.	E_{CASSCF}	E_{MRCI}	E_{RIXS} [20]
$^1A_{1g}$	$a_{1g}^2 e_g^4 t_{1u}^0$	0 (60%)	0 (60%)	0
$^3T_{2u}$	$a_{1g}^2 e_g^3 t_{1u}^1$	0.84 (72%)	0.95 (69%)	1.0
$^5T_{2g}$	$a_{1g}^2 e_g^2 t_{1u}^2$	1.78 (83%)	1.98 (77%)	2.5
$^3T_{2g}$	$a_{1g}^2 e_g^2 t_{1u}^2$	1.94 (79%)	2.14 (73%)	
$^1T_{2g}$	$a_{1g}^2 e_g^2 t_{1u}^2$	2.01 (76%)	2.22 (70%)	
$^3T_{1u}$	$a_{1g}^2 e_g^1 t_{1u}^3$	3.50 (84%)	2.15 (74%)	
$^1T_{2u}$	$a_{1g}^2 e_g^3 t_{1u}^1$	3.63 (87%)	2.23 (75%)	
$^3T_{1g}$	$a_{1g}^2 e_g^2 t_{1u}^2$	4.12 (79%)	3.03 (78%)	3.4
$^1A_{1u}$	$a_{1g}^2 e_g^1 t_{1u}^3$	3.28 (78%)	3.66 (70%)	
3E_u	$a_{1g}^2 e_g^1 t_{1u}^3$	3.31 (74%)	3.70 (69%)	
$^3A_{1u}$	$a_{1g}^2 e_g^1 t_{1u}^3$	3.33 (74%)	3.72 (68%)	
5E_u	$a_{1g}^2 e_g^1 t_{1u}^3$	3.42 (66%)	3.77 (66%)	
$^7A_{1u}$	$a_{1g}^1 e_g^2 t_{1u}^3$	4.20 (100%)	5.15 (83%)	

[3, 20], providing an interpretation of the RIXS spectrum. Shifts to lower energies of the N -particle excited states in YbB_6 are ascribed to a relative stabilization of the antibonding t_{1u} cluster orbitals as a result of larger cation charges in the Yb compound. Given (i) the limitations

of density functional theory in describing the electronic structure of hexaboride compounds, documented in the case of CaB_6 in literature extending over a few decades [3, 10–13, 24], and (ii) more recent controversies on the electronic structures of e.g. SmB_6 [9, 18, 19] and YbB_6 [15–17], an extension of the present investigation of N -particle excitations to quasi-particle band structures is highly desirable. The foundations of quasi-particle band-structure calculations with *ab initio* wavefunction-based methods were laid [22, 23, 42] and such an approach provides better control over the underlying approximations as compared to main stream computational schemes based on density functional theory. The failures of the latter in hexaborides appear to be related to the correlated nature of the B_6^{2-} electronic wavefunctions.

Methods

As material model, a B_6^{2-} cluster was embedded in a field of M (with $M = \text{Ca}, \text{Yb}$) and B point charges (see Fig. 1 and Supplementary Table 2 for the cluster coordinates). The point charge field was created using the EWALD program [43, 44]. For the lattice parameters, experimental data were used: lattice vectors $a = 4.1537 \text{ \AA}$ and an x -axis B atom position $x_B = 0.201$ for CaB_6 [45–47] and parameters of $a = 4.1792 \text{ \AA}$ and $x_B = 0.202$ for YbB_6 [17, 48]. To account for covalency effects, an initial charge value of $+1.8 e$ was chosen for Ca ions in the embedding, which corresponds to an ionic charge of $-0.3 e$ for B. In contrast, in YbB_6 initial effective charges of $+2.0 e$ for Yb [17, 34–36] and $-0.33 e$ for B were assumed. For both embeddings, these charges were slightly adjusted by EWALD to ensure convergence of the Madelung sum. The final obtained point charge values do not deviate more than $0.01 e$ from the initial values. Charge neutrality was ensured in the overall system by slightly adjusting a set of about 150 B point charges at the boundary of the whole array of approximately 40000 point charges. To eight M nearest neighbors and to six adjacent B_6 octahedra around the reference B_6^{2-} quantum cluster (see Fig. 1) we assigned capped effective core

potentials (cECPs); the pseudopotentials of Kaupp *et al.* [49], Dolg *et al.* [50] and Bergner *et al.* [51] were employed for Ca, Yb and B, respectively. Their main purpose is to prevent electron density from the quantum cluster being artificially polarized by nearby point charges. Consequently, for the quantum cluster, an all-electron correlation-consistent polarized valence quadruple zeta (cc-pVQZ) basis set [52] was used in conjunction with the CASSCF method described above.

Data Availability Statement

Supplementary data (excitation energies of CaB_6 using further methods, cluster and point charge geometries) is attached and Orca calculation outputs are deposited at the ioChem-BD repository under the DOI [10.19061/iochem-bd-6-146](https://doi.org/10.19061/iochem-bd-6-146). The datasets generated during and/or analysed during the current study are available from the corresponding author on reasonable request.

Acknowledgments

We thank J. Geck, L. Craco, V. Bisogni and P. Fulde for discussions, U. Nitzsche for technical assistance, and the German Research Foundation for financial support.

Contributions

T.P. and L.H. carried out the quantum chemical calculations. U.K.R. and L.H. planned the project.

Ethics declarations

The authors declare that there are no competing interests.

-
- [1] D. Inosov, *Rare-Earth Borides* (Jenny Stanford Publishing, 2021).
- [2] J. T. Cahill and O. A. Graeve, Hexaborides: a review of structure, synthesis and processing, *J. Mater. Res. Technol.* **8**, 6321 (2019).
- [3] J. D. Denlinger, J. A. Clack, J. W. Allen, G.-H. Gweon, D. M. Poirier, C. G. Olson, J. L. Sarrao, A. D. Bianchi, and Z. Fisk, Bulk band gaps in divalent hexaborides, *Phys. Rev. Lett.* **89**, 157601 (2002).
- [4] R. Lortz, Y. Wang, U. Tutsch, S. Abe, C. Meingast, P. Popovich, W. Knafo, N. Shitsevalova, Y. B. Paderno, and A. Junod, Superconductivity mediated by a soft phonon mode: Specific heat, resistivity, thermal expansion, and magnetization of YB_6 , *Phys. Rev. B* **73**, 024512 (2006).
- [5] L. W. Swanson, M. A. Gesley, and P. R. Davis, Crystallographic dependence of the work function and volatility of LaB_6 , *Surf. Sci.* **107**, 263 (1981).
- [6] J. L. Gavilano, B. Ambrosini, P. Vonlanthen, H. R. Ott, D. P. Young, and Z. Fisk, Low temperature nuclear magnetic resonance studies of EuB_6 , *Phys. Rev. Lett.* **81**, 25 (1998).
- [7] A. S. Cameron, G. Friemel, and D. S. Inosov, Multipolar phases and magnetically hidden order: review of the heavy-fermion compound $\text{Ce}_{1-x}\text{La}_x\text{B}_6$, *Rep. Prog. Phys.* **79**, 066502 (2016).

- [8] P. Thalmeier, A. Akbari, and R. Shiina, Multipolar order and excitations in rare-earth boride Kondo systems, in *Rare-Earth Borides*, edited by D. Inosov (Jenny Stanford Publishing, 2019) Chap. 8.
- [9] L. Li, K. Sun, C. Kurdak, and J. W. Allen, Emergent mystery in the Kondo insulator samarium hexaboride, *Nat. Rev. Phys.* **2**, 463 (2020).
- [10] A. Hasegawa and A. Yanase, Electronic structure of CaB_6 , *J. Phys. C: Solid State Phys.* **12**, 5431 (1979).
- [11] S. Massidda, A. Continenza, T. M. D. Pascale, and R. Monnier, Electronic structure of divalent hexaborides, *Z. Phys. B* **102**, 83 (1997).
- [12] C. O. Rodriguez, R. Weht, and W. E. Pickett, Electronic fine structure in the electron-hole plasma in SrB_6 , *Phys. Rev. Lett.* **84**, 3903 (2000).
- [13] H. Kino, F. Aryasetiawan, K. Terakura, and T. Miyake, Abnormal quasiparticle shifts in CaB_6 , *Phys. Rev. B* **66**, 121103(R) (2002).
- [14] H. Kino, F. Aryasetiawan, M. van Schilfgaarde, T. Kotani, T. Miyake, and K. Terakura, GW quasiparticle band structure of CaB_6 , *J. Phys. Chem. Solids* **63**, 1595 (2002).
- [15] M. Neupane, S.-Y. Xu, N. Alidoust, G. Bian, D. J. Kim, C. Liu, I. Belopolski, T.-R. Chang, H.-T. Jeng, T. Durakiewicz, H. Lin, A. Bansil, Z. Fisk, and M. Z. Hasan, Non-Kondo-like electronic structure in the correlated rare-earth hexaboride YbB_6 , *Phys. Rev. Lett.* **114**, 016403 (2015).
- [16] T. Zhang, G. Li, S. C. Sun, N. Qin, L. Kang, S. H. Yao, H. M. Weng, S. K. Mo, L. Li, Z. K. Liu, L. X. Yang, and Y. L. Chen, Electronic structure of correlated topological insulator candidate YbB_6 studied by photoemission and quantum oscillation, *Chin. Phys. B* **29**, 017304 (2020).
- [17] C.-J. Kang, J. D. Denlinger, J. W. Allen, C.-H. Min, F. Reinert, B. Y. Kang, B. K. Cho, J.-S. Kang, J. H. Shim, and B. I. Min, Electronic structure of YbB_6 : Is it a topological insulator or not?, *Phys. Rev. Lett.* **116**, 116401 (2016).
- [18] M. Sundermann, H. Yava, K. Chen, D. J. Kim, Z. Fisk, D. Kasinathan, M. W. Haverkort, P. Thalmeier, A. Severing, and L. H. Tjeng, $4f$ crystal field ground state of the strongly correlated topological insulator SmB_6 , *Phys. Rev. Lett.* **120**, 016402 (2018).
- [19] A. Amorese, O. Stockert, K. Kummer, N. B. Brookes, D. J. Kim, Z. Fisk, M. W. Haverkort, P. Thalmeier, L. H. Tjeng, and A. Severing, Resonant inelastic x-ray scattering investigation of the crystal-field splitting of Sm^{3+} in SmB_6 , *Phys. Rev. B* **100**, 241107(R) (2019).
- [20] J. D. Denlinger, G.-H. Gweon, J. W. Allen, A. D. Bianchi, and Z. Fisk, Bulk band gaps in divalent hexaborides: A soft x-ray emission study, *Surf. Rev. Lett.* **09**, 1309 (2002).
- [21] L. Hozoi, M. S. Laad, and P. Fulde, Fermiology of cuprates from first principles: From small pockets to the Luttinger Fermi surface, *Phys. Rev. B* **78**, 165107 (2008).
- [22] L. Hozoi, U. Birkenheuer, P. Fulde, A. O. Mitrushchenkov, and H. Stoll, Ab initio wave function-based methods for excited states in solids: correlation corrections to the band structure of ionic oxides, *Phys. Rev. B* **76**, 085109 (2007).
- [23] A. Stoyanova, A. O. Mitrushchenkov, L. Hozoi, H. Stoll, and P. Fulde, Electron correlation effects in diamond: A wave-function quantum-chemistry study of the quasiparticle band structure, *Phys. Rev. B* **89**, 235121 (2014).
- [24] H. J. Tromp, P. van Gelderen, P. J. Kelly, G. Brocks, and P. A. Bobbert, CaB_6 : A new semiconducting material for spin electronics, *Phys. Rev. Lett.* **87**, 016401 (2001).
- [25] T. Helgaker, P. Jørgensen, and J. Olsen, *Molecular Electronic-Structure Theory* (Wiley VCH, Chichester, 2000).
- [26] F. Neese, F. Wennmohs, U. Becker, and C. Riplinger, The ORCA quantum chemistry program package, *J. Chem. Phys.* **152**, 224108 (2020).
- [27] G. J. M. Janssen and W. C. Nieuwpoort, Band gap in NiO : A cluster study, *Phys. Rev. B* **38**, 3449 (1988).
- [28] R. L. Martin, Cluster studies of La_2CuO_4 : A mapping onto the Pariser-Parr-Pople (PPP) model, *J. Chem. Phys.* **98**, 8691 (1993).
- [29] N. A. Bogdanov, G. L. Manni, S. Sharma, O. Gunnarsson, and A. Alavi, New superexchange paths due to breathing-enhanced hopping in corner-sharing cuprates, arXiv:1803.07026 (2018).
- [30] T. O. Wehling, E. Şaşıoğlu, C. Friedrich, A. I. Lichtenstein, M. I. Katsnelson, and S. Blügel, Strength of effective Coulomb interactions in graphene and graphite, *Phys. Rev. Lett.* **106**, 236805 (2011).
- [31] L. Craco, T. A. da Silva Pereira, and S. Leoni, Electronic structure and thermoelectric transport of black phosphorus, *Phys. Rev. B* **96**, 075118 (2017).
- [32] F. Jensen, *Introduction to Computational Chemistry*, 2nd ed. (Wiley & Sons Ltd., 2007).
- [33] L. Hozoi, U. Birkenheuer, H. Stoll, and P. Fulde, Spin-state transition and spin-polaron physics in cobalt oxide perovskites: ab initio approach based on quantum chemical methods, *New J. Phys.* **11**, 023023 (2009).
- [34] T. Nanba, M. Tomikawa, Y. Mori, N. Shino, S. Imada, S. Suga, S. Kimura, and S. Kunii, Valency of YbB_6 , *Physica B Condens. Matter.* **186-188**, 557 (1993).
- [35] J. Gavilano, S. Mushkolaj, D. Rau, H. Ott, A. Bianchi, and Z. Fisk, NMR studies of YbB_6 , *Physica B: Condens. Matter.* **329-333**, 570 (2003).
- [36] Y. Zhou, D.-J. Kim, P. F. S. Rosa, Q. Wu, J. Guo, S. Zhang, Z. Wang, D. Kang, W. Yi, Y. Li, X. Li, J. Liu, P. Duan, M. Zi, X. Wei, Z. Jiang, Y. Huang, Y.-f. Yang, Z. Fisk, L. Sun, and Z. Zhao, Pressure-induced quantum phase transitions in a YbB_6 single crystal, *Phys. Rev. B* **92**, 241118 (2015).
- [37] D. Majumdar and K. Balasubramanian, Theoretical study of the electronic states of Nb_4 , Nb_5 clusters and their anions (Nb_4^- , Nb_5^-), *J. Chem. Phys.* **121**, 4014 (2004).
- [38] S. Sharma, K. Sivalingam, F. Neese, and G. K.-L. Chan, Low-energy spectrum of iron-sulfur clusters directly from many-particle quantum mechanics, *Nat. Chem.* **6**, 927 (2014).
- [39] D. Presti, S. J. Stoneburner, D. G. Truhlar, and L. Gagliardi, Full correlation in a multiconfigurational study of bimetallic clusters: Restricted active space pair-density functional theory study of $[\text{2Fe-2S}]$ systems, *J. Phys. Chem. C* **123**, 11899 (2019).
- [40] L. Hozoi, M. S. Eldeeb, and U. K. Rößler, V_4 tetrahedral units in AV_4X_8 lacunar spinels: Near degeneracy, charge fluctuations, and configurational mixing within a valence space of up to 21 d orbitals, *Phys. Rev. Res.* **2**, 022017 (2020).
- [41] T. Petersen, L. Prodan, V. Tsurkan, H.-A. Krug von Nidda, I. Kézsmárki, U. K. Rößler, and L. Hozoi, How Correlations and Spin-Orbit Coupling Work within Ex-

- tended Orbitals of Transition-Metal Tetrahedra of 4d/5d Lacunar Spinels, *J. Phys. Chem. Lett.* **13**, 1681 (2022).
- [42] P. Fulde, Wavefunctions of macroscopic electron systems, *J. Chem. Phys.* **150**, 030901 (2019).
- [43] S. E. Derenzo, M. K. Klintonberg, and M. J. Weber, Determining point charge arrays that produce accurate ionic crystal fields for atomic cluster calculations, *J. Chem. Phys.* **112**, 2074 (2000).
- [44] M. Klintonberg, S. Derenzo, and M. Weber, Accurate crystal fields for embedded cluster calculations, *Comp. Phys. Commun.* **131**, 120 (2000).
- [45] K. Schmitt, C. Stückl, H. Ripplinger, and B. Albert, Crystal and electronic structure of BaB₆ in comparison with CaB₆ and molecular [B₆H₆]²⁻, *Solid State Sci.* **3**, 321 (2001).
- [46] B. Lee and L.-W. Wang, Electronic structure of calcium hexaborides, *Appl. Phys. Lett.* **87**, 262509 (2005).
- [47] K. M. Schmidt, A. B. Buettner, O. A. Graeve, and V. R. Vasquez, Interatomic pair potentials from DFT and molecular dynamics for Ca, Ba, and Sr hexaborides, *J. Mater. Chem. C* **3**, 8649 (2015).
- [48] J. Jun, B. Jiang, and L. Lemin, Study on band structure of YbB₆ and analysis of its optical conductivity spectrum, *J. Rare Earth* **25**, 654 (2007).
- [49] M. Kaupp, P. v. R. Schleyer, H. Stoll, and H. Preuss, Pseudopotential approaches to Ca, Sr, and Ba hydrides. Why are some alkaline earth MX₂ compounds bent?, *J. Chem. Phys.* **94**, 1360 (1991).
- [50] M. Dolg, H. Stoll, and H. Preuss, Energy-adjusted ab initio pseudopotentials for the rare earth elements, *J. Chem. Phys.* **90**, 1730 (1989).
- [51] A. Bergner, M. Dolg, W. Küchle, H. Stoll, and H. Preuß, Ab initio energy-adjusted pseudopotentials for elements of groups 13–17, *Mol. Phys.* **80**, 1431 (1993).
- [52] T. H. Dunning, Gaussian basis sets for use in correlated molecular calculations. I. The atoms boron through neon and hydrogen, *J. Chem. Phys.* **90**, 1007 (1989).