

Charm mass effects in the static energy computed in 2+1+1 flavor lattice QCD

Johannes Heinrich Weber,^{a,*} Nora Brambilla,^{b,c,d} Rafael L. Delgado,^e Andreas Kronfeld,^{c,f} Viljami Leino,^g Peter Petreczky,^h Sebastian Steinbeißer^{b,i} and Antonio Vairo^b

^a*Institut für Physik & IRIS Adlershof, Humboldt-Universität zu Berlin, Zum Großen Windkanal 6, D-12489 Berlin, Germany*

^b*Physik Department, Technische Universität München, James-Frank-Straße 1, D-85748 Garching b. München, Germany*

^c*Institute for Advanced Study, Technische Universität München, Lichtenbergstraße 2a, D-85748 Garching b. München, Germany*

^d*Munich Data Science Institute, Technische Universität München, Walther-von-Dyck-Straße 10, D-85748 Garching b. München, Germany*

^e*Universidad Politécnica de Madrid, Nikola Tesla, s/n, 28031-Madrid, Spain*

^f*Particle Theory Department, Theory Division, Fermi National Accelerator Laboratory, Batavia, IL 60510-5011, USA*

^g*Helmholtz Institut Mainz, Johannes Gutenberg-Universität Mainz, D-55099 Mainz, Germany*

^h*Physics Department, Brookhaven National Laboratory, Upton, NY 11973-5000, USA*

ⁱ*Leibniz-Rechenzentrum der Bayerischen Akademie der Wissenschaften, Boltzmannstraße 1, D-85748 Garching b. München, Germany*

E-mail: johannes.weber@physik.hu-berlin.de

TUMQCD Collaboration

We report our analysis for the static energy in (2+1+1)-flavor QCD over a wide range of lattice spacings and several quark masses. We obtain results for the static energy out to distances of nearly 1 fm, allowing us to perform a simultaneous determination of the lattice scales r_2 , r_1 and r_0 as well as the string tension, σ . While our results for r_0/r_1 and $r_0 \sqrt{\sigma}$ agree with published (2+1)-flavor results, our result for r_1/r_2 differs significantly from the value obtained in the (2+1)-flavor case, likely due to the effect of the charm quark. We study in detail the effect of the charm quark on the static energy by comparing our results on the finest lattices with the previously published (2+1)-flavor QCD results at similar lattice spacing. The lattice results agree well with the two-loop perturbative expression of the static energy incorporating finite charm mass effects.

*The 39th International Symposium on Lattice Field Theory (Lattice2022),
8-13 August, 2022
Bonn, Germany*

*Speaker

1. Introduction

The energy of a static quark-antiquark pair separated by a distance r , $E_0(r)$, is a fundamental observable of QCD. Nonperturbative calculations with lattice gauge theory [1] were important in establishing confinement in QCD and in understanding its interplay with asymptotic freedom. Confinement manifests itself in the linear rise of $E_0(r)$ at large r ; the corresponding slope is known as the string tension. At short distances, i.e., when $r\Lambda_{\text{QCD}} \ll 1$, it holds that $\alpha_s(1/r) \ll 1$ and $E_0(r)$ may be expanded as a series in α_s . This perturbative expansion is known up to N³LL level [2] and can be expressed as:

$$E_0(r) = \Lambda - \frac{C_F \alpha_s}{r} \left(1 + \# \alpha_s + \# \alpha_s^2 + \# \alpha_s^3 \ln \alpha_s + \# \alpha_s^3 + \# \alpha_s^4 \ln^2 \alpha_s + \# \alpha_s^4 \ln \alpha_s + \dots \right), \quad (1)$$

where Λ is a constant of mass dimension one. The static energy has been extensively studied in (2+1)-flavor QCD, while the study of the static energy in (2+1+1)-flavor QCD, is less established [3–5].

The static energy is also an important way to determine the strong coupling, α_s , or, equivalently, $\Lambda_{\overline{\text{MS}}}$ by fitting to Eq. (1) (see Ref. [6–8] for a review). Generally, perturbative QCD describes the lattice results well up to distances $r \approx 0.15\text{--}0.2$ fm. However, the inverse charm quark mass, $1/m_c = 1/1.28 \text{ GeV}^{-1} \sim 0.15$ fm, lies within this range, so the charm quark can neither be considered massless nor infinitely heavy. It is important to account for finite charm quark mass effects when analyzing the static energy in (2 + 1 + 1)-flavor. Furthermore, the static energy plays also an important role in lattice QCD in setting the lattice scale, which is commonly done by calculating the static force $F(r) \equiv dE_0(r)/dr$ and finding scales such that $r_i^2 F(r_i) = c_i$. We will consider the scales r_i , $i = 0, 1, 2$ with $c_0 = 1.65$ [9], $c_1 = 1$ [10], and $c_2 = 1/2$ [11].

In this proceedings we summarize our recent paper [12], where we studied the static energy in (2 + 1 + 1)-flavor QCD and determined the scales r_0/a , r_1/a , and r_2/a simultaneously, and obtained r_0 and r_1 in physical units and the ratios r_0/r_1 and r_1/r_2 in the continuum limit. We also fit the string tension σ . Furthermore, we show the impact of finite charm quark mass effects on the static energy by comparing our new lattice QCD results for the static energy in (2 + 1 + 1)-flavor QCD both with perturbation theory and with published results in (2 + 1)-flavor QCD [11, 13] at similar lattice spacings.

2. Measurement of the scales and string tension

To compute the static energy, we employ (2 + 1 + 1)-flavor lattice ensembles generated by the MILC Collaboration [3, 4, 14]. For gluons the one-loop Symanzik-improved action with tadpole improvement has been used. The sea quarks, namely two isospin-symmetric light quarks, and physical strange and charm quarks, are simulated with the HISQ-action [15]. Throughout the proceedings, we will denote the ensembles by their respective β values and their light quark mass labeled with roman numerals i, ii, or iii, indicating m_l/m_s at the physical value, 1/10, or 1/5, respectively. The gauge configurations have been fixed to Coulomb gauge, which allows for easy access to off-axis distances r . In the characterization of these ensembles, we use the lattice scale $a_{f_{p4s}}$ [4]. For exact technical details about the simulations, we refer the reader to the original paper [12].

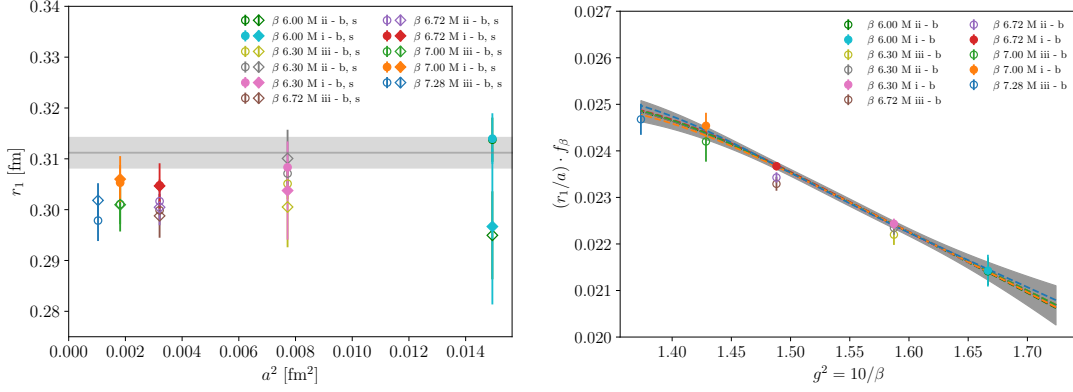


Figure 1: The scale r_1 for all ensembles (colors) and bare (\circ) and smeared (\diamond) gauge links. Left: We use the lattice scale $a_{f_{p4s}}$ to convert to physical units and as an x -axis. The gray band indicates the $(2+1)$ -flavor value from FLAG 2021 [17]. Right: The scale multiplied by the two-loop β -function. The curves indicate the Allton fit (3), evaluated at the physical mass. The color of the lines indicates the ensemble that has been left out, while the black curve includes all ensembles.

The static energy is obtained from the time dependence of the Wilson-line correlation function $C(\mathbf{r}, \tau, a)$ at separation \mathbf{r}/a , that we reparameterize using energy differences $a\Delta_n(\mathbf{r}, a) = aE_n(\mathbf{r}, a) - aE_{(n-1)}(\mathbf{r}, a) > 0$:

$$C(\mathbf{r}, \tau, a) = e^{-\tau E_0(\mathbf{r}, a)} \left(C_0(\mathbf{r}, a) + \sum_{n=1}^{N_{\text{st}}-1} C_n(\mathbf{r}, a) \prod_{m=1}^n e^{-\tau \Delta_m(\mathbf{r}, a)} \right) + \dots, \quad (2)$$

and choose $N_{\text{st}} = 1, 2$, or 3 to fit our data to this form using Bayesian priors. We use the results of the $N_{\text{st}} = 1$ fits as the starting guess for the $N_{\text{st}} = 2$ fits and similarly for the $N_{\text{st}} = 3$ fits. The $N_{\text{st}} = 2$ -fit will serve as our main result, with $N_{\text{st}} = 3$ serving as a check of systematic errors. For each ensemble, we have also constructed a Wilson-line correlation function replacing the bare gauge links with links after one iteration of HYP-smearing [16], which improves the signal-to-noise ratio at large distances. Again, the reader is referred to the main publication for the technical details [12].

To determine the lattice scales r_i , we must first determine the static force. We do this by fitting the Cornell potential $E(R, a) = -A/R + B + \Sigma R$ and calculating the derivative analytically. Here, R is the tree-level improved distance, defined by matching LO formulas of lattice and continuum perturbation theories. For each scale r_i , we perform the Cornell fit locally to randomly picked data points close to the expected physical distance of the respective scale. This random picking procedure allows us to scope the systematic error raising from directional dependent terms not covered by the tree-level improvement. We repeat the random picking for around hundred times to make sure the picking itself doesn't cause any problems. To measure the correlations we use the jackknife pseudoensembles to measure the covariance matrix and use the same picks for each pseudoensemble. As an example, we present our extracted scale r_1 in Fig. 1. Since the correlators with bare- or smeared-link variables represent different discretizations, different values of the scales r_i/a with bare or smeared links are to be expected. This effect needs to be distinguished from the distortions of the smeared-link correlators at small distances due to the unphysical contact-term interactions. While the former is not a problem, the latter needs to be avoided. Hence we only use smeared results that have data at sufficiently large R .

To further smooth the data, we interpolate with an Allton Ansatz [18], that presents the scales r_i/a as functions of the squared bare gauge coupling g_0^2 and the bare quark masses am_q .

$$\frac{a}{r_i} = \frac{C_0 f_\beta + C_2 g_0^2 f_\beta^3 + C_4 g_0^4 f_\beta^3}{1 + D_2 g_0^2 f_\beta^2}, \quad (3)$$

$$C_0 = C_{00} + C_{01l} \frac{am_1}{f_\beta} + C_{01s} \frac{am_s}{f_\beta} + C_{01} \frac{am_{\text{tot}}}{f_\beta} + C_{02} \frac{(am_{\text{tot}})^2}{f_\beta}, \quad (4)$$

$$C_2 = C_{20} + C_{21} \frac{am_{\text{tot}}}{f_\beta}, \quad am_{\text{tot}} = 2am_1 + am_s + am_c, \quad (5)$$

where f_β is the integrated β function to two loops and C_{ij} are fit parameters. We cannot reliably constrain the coefficients of multiple quark mass dependent terms. The parametrization yielding smallest reduced χ^2 is quadratic in am_{tot} with only C_{00} , C_{02} , C_{20} , and D_2 being allowed to vary. Hence, we use these quadratic fits including all ensembles as our main results. Further, we cannot constrain C_4 and C_{21} , so they are set to zero.

In order to test whether the Allton fit might assign an undue, large weight to any ensemble, we repeated the same Allton fit on each subset of the data leaving out one ensemble in each; all of these fits are covered by the regression error of the Allton fit using the full data set, see Fig. 1. The errors of the individual r_i/a contain our estimates of systematic uncertainties, dominated by the variation of the independent, randomly chosen sets of R values. These are considerably larger than the statistical errors, hence we add them and the statistical uncertainties in quadrature. The regression errors of the smoothened r_i/a therefore reflect the systematic errors.

Next we perform the continuum extrapolations for all quantities. Knowing that the leading discretization effects are of order $\alpha_s^2 a^2$ and a^4 , we will formulate a set of functional forms for the continuum extrapolation:

ξ_0	(avg),	$\xi_0 + \alpha^2 \xi_1 x$	(lin),
$\xi_0 + \alpha^2 \xi_1 x + \xi_2 x^2$	(quad),	$\xi_0 + \alpha^2 [\xi_1 x + \xi_2 x y]$	(1,lm),
$\xi_0 + \alpha^2 [\xi_1 x + \xi_2 x y] + \xi_3 x^2$	(q,lm),	$\xi_0 + \alpha^2 [\xi_1 x + \xi_2 x y^2]$	(1,qm),
$\xi_0 + \alpha^2 [\xi_1 x + \xi_2 x y^2] + \xi_3 x^2$	(q,qm),	$\xi_0 + \alpha^2 [\xi_1 x + \xi_2 x y] + \xi_3 y$	(1,lm,mc),
$\xi_0 + \alpha^2 [\xi_1 x + \xi_2 x y] + \xi_3 x^2 + \xi_4 y$	(q,lm,mc),	$\xi_0 + \alpha^2 [\xi_1 x + \xi_2 x y^2] + \xi_3 y$	(1,qm,mc),
$\xi_0 + \alpha^2 [\xi_1 x + \xi_2 x y^2] + \xi_3 x^2 + \xi_4 y$	(q,qm,mc),		

where $x = (a/r_0)^2$ or $(a/r_1)^2$ represents the lattice spacing dependence and $y = (am_1)_{\text{sea}}/(am_s)_{\text{sea}}$ represents the light quark mass dependence. Further, we assume either $\alpha = 1$ or include the tadpole factors $\alpha = g_0^2/(4\pi u_0^4)$. For further details about the fits, we refer the reader to the main paper [12]. Overall, we end up with around hundred fits that are shown in Fig. 2 for the ratio of scales r_0/r_1 . We then take a weighted average of the histogram as our final continuum result.

The steps to final continuum results are similar for all the quantities. We calculate the continuum limit for the scales r_0 and r_1 and their ratios r_0/r_1 and r_1/r_2 . The resulting histograms are roughly Gaussian. r_1/r_2 is an exception whose slight bimodality surfaces possibly due to discretization effects affecting the r_2/a extraction on the respective coarsest lattice. For the ratios we get as a final continuum result $r_0/r_1 = 1.4968 \pm 0.0069$ and $r_1/r_2 = 2.313 \pm 0.069$. Further, we compare r_0/r_1

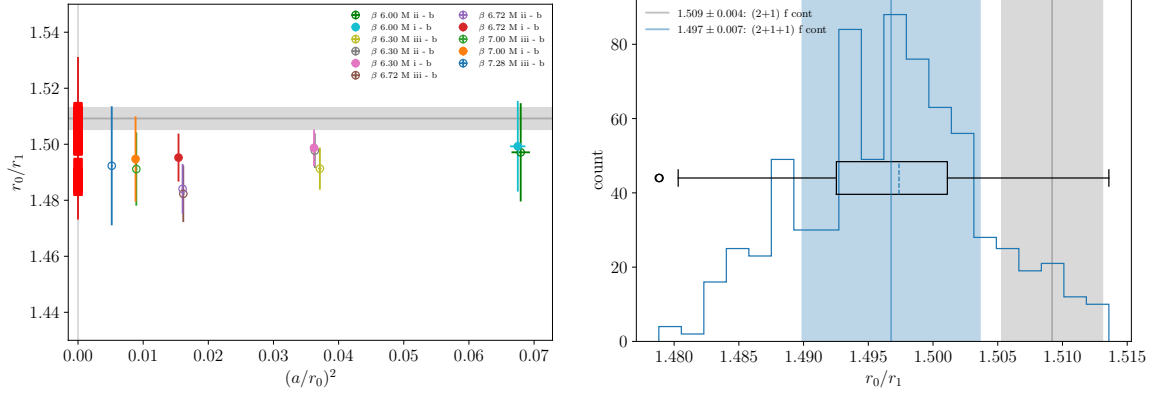


Figure 2: Left: Continuum results (\square) and smoothed data (\circ) for the ratio r_0/r_1 using bare links. Right: Histogram of the continuum extrapolations for the ratios r_0/r_1 from the left side. The gray bands indicate the $(2+1)$ -flavor QCD value [13].

to existing $(2+1)$ results on the right side of Fig. 3. The result for r_1/r_2 is somewhat larger than the $(2+1)$ equivalent [11], which apart from discretization effects in r_2 , is a sign of a charm quark effect. For the scales themselves, we get $r_0 = 0.4547 \pm 0.0064$ fm, $r_1 = 0.3037 \pm 0.0025$ fm, and $r_2 = 0.1313 \pm 0.0041$ fm (reconstructed from r_1 and r_1/r_2). Again, we show the comparison to existing results both in $(2+1)$ - and $(2+1+1)$ -flavor theories in Fig. 3, for r_0 and r_1 .

With the continuum scales set we can demonstrate how the static energy progresses from the Coulombic region to confining region. Our full extracted static energy, is shown on left side of Fig. 3. We show only the bare (smeared) data for $r/a \leq 4$ ($r/a > 4$). On the scale of Fig. 3, it is possible to see light quark mass dependence only at the larger R but it is very difficult to spot lattice-spacing dependence.

Turning to the string tension, our data are insufficient to constrain the coefficient A in the Cornell potential when fitting the static energy over the range $r \geq 0.58$ fm. This range lies between the Coulomb and (asymptotic) string regime, where a $1/R$ behavior is also expected [19]. With no obvious physical origin for a $1/R$ term in this range, we choose fits fixing A to either A_{r_0} , the fit results from the r_0 fit, or $\pi/12$ [19]. In fact, A_{r_0} turns out to be within a factor of two of $\pi/12$. We get, for the final continuum limit: $\sqrt{\sigma r_0^2} = 1.077 \pm 0.016$ for $A = A_{r_0}$ and $\sqrt{\sigma r_0^2} = 1.110 \pm 0.016$ for $A = \pi/12$.

3. Charm effects

Now that we have data for the static energy in $(2+1+1)$ -flavor QCD, it is possible to study the effect of the massive charm loops. Effects due to the finite mass of a heavy quark, while keeping N_f quarks massless, can be cast into a correction $\delta V_m^{(N_f)}(r)$ to be added to the static energy. This correction has been computed at $O(\alpha_s^3)$; for summary of perturbative results, see Ref. [20]. In our case of interest, the relevant massive quark is the charm quark $m_c = 1.28$ GeV. The full expression

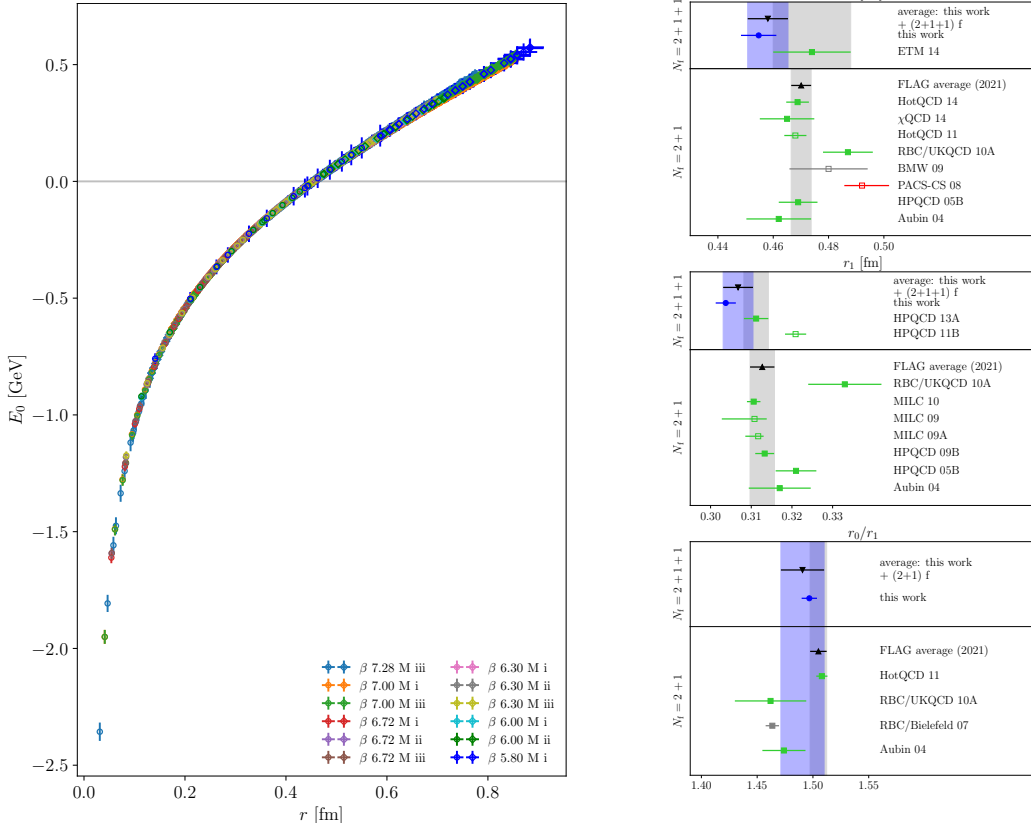


Figure 3: Left: Our results for the static energy in physical units. Right: Comparison plots for r_0/r_1 , r_0 , and r_1 with the FLAG 2021 averages [17]. The blue bands indicate how the averages would change if our new data is included.

for the static energy in perturbation theory then becomes:

$$E_{0,m}^{(N_f)}(r) = \int_{r^*}^r dr' F^{(N_f)}(r') + \delta V_m^{(N_f)}(r) + \text{const}, \quad (6)$$

where $N_f = 3$ is the number of massless quarks. In the limit $m \gg 1/r$, Eq. (6) reduces to theory with N_f massless quarks $E_0^{(N_f)}(r)$, while in the limit $m \ll 1/r$ it reduces to theory with $N_f + 1$ massless quarks $E_0^{(N_f+1)}(r)$. This is a consequence of the decoupling of the static potential.

On the left side of Fig. 4, we show $(2+1)$ -flavor [11, 13] and $(2+1+1)$ -flavor lattice data for $rE_0(r)$, which correspond to different discretizations and to light quark mass over strange quark mass ratios $m_1/m_s = 1/20$ and $m_1/m_s = 1/27$, respectively. For the $(2+1+1)$ -flavor data we use the scale $a_{f_{p4s}}$ to convert to physical units, while for the $(2+1)$ -flavor data, we use the published r_1 scale [13]. To aid the visualization of the small finite mass effects, we add a mass independent constant to the $(2+1+1)$ -flavor $E_0(r)$ such that the shifted data at physical mass are rather flat in the range of interest. We additionally show another $(2+1+1)$ -flavor data set with larger light quark mass, $m_1/m_s = 1/5$, whose data set has not been shifted relative to the physical one. We match the $(2+1)$ -flavor data to the $(2+1+1)$ -flavor data of the similar m_1/m_s -ratio, at large distances, $r \gg 1/m_c \sim 0.15$ fm, where they must agree up to a constant due to the decoupling of the charm

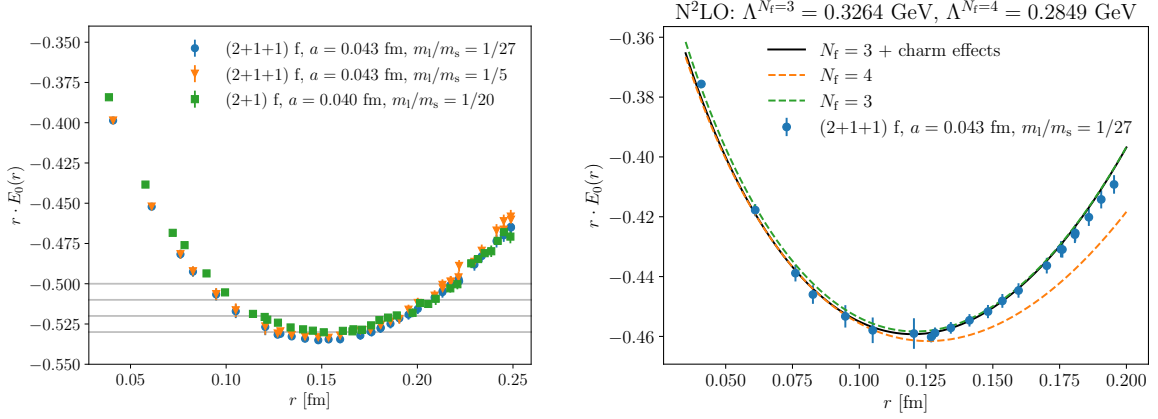


Figure 4: Left: The dimensionless quantity $rE_0(r)$ for two different $(2 + 1 + 1)$ -flavor ensembles using different light quark masses and one $(2 + 1)$ -flavor ensemble of similar lattice spacing. Right: Comparison of the $(2 + 1 + 1)$ -flavor data with curves obtained from different perturbative expressions of the static energy times the distance.

quark. This matching of the $(2 + 1)$ -flavor data to the $(2 + 1 + 1)$ -flavor data is done by minimizing their difference over the range $r \in [0.18, 0.27]$ fm and by varying the range to estimate the matching error. The difference in the light quark mass between the $(2 + 1)$ -flavor data and the $(2 + 1 + 1)$ -flavor data is smaller than the one between the two sets of $(2 + 1 + 1)$ -flavor data. Since the latter are hardly distinguishable, we deduce that the light quark mass difference should be irrelevant in this entire range, and that the difference between the $(2 + 1)$ -flavor data and the $(2 + 1 + 1)$ -flavor data is due to the dynamical charm quark in the sea. The effect of the dynamical charm is therefore significant and visible in the data.

In order to compare with perturbation theory, we need to have a value for $\Lambda_{\overline{\text{MS}}}$. We determine $\Lambda_{\overline{\text{MS}}}^{(N_f=3)}$ by fitting Eq. (6) using 2-loop expressions everywhere to the physical $(2 + 1 + 1)$ -flavor ensemble. We leave out data at $r/a = 1$ from all the fits and vary the fit range up to $r \approx 0.19$ fm using $m_c^{\overline{\text{MS}}}(m_c^{\overline{\text{MS}}}) = 1.28$ GeV and the three-loop running of α_s . The theory curve with massive quarks and curves with $N_f = 3$ and $N_f = 4$ massless quarks, are shown in Fig. 4 in comparison to $(2+1+1)$ -flavor physical ensemble. We observe that the $(2 + 1 + 1)$ -flavor lattice data behaves accordingly to the decoupling theorem. At large distance the data points are well described by the perturbative static energy with $N_f = 3$ massless flavors and at short distance by the perturbative static energy with $N_f = 4$ massless flavors. The static energy with three massless flavors and one massive charm interpolates smoothly between these two curves and on the overall describes well the data.

Acknowledgments

The simulations were carried out on the computing facilities of the Computational Center for Particle and Astrophysics (C2PAP) in the project *Calculation of finite T QCD correlators* (pr83pu) and of the SuperMUC cluster at the Leibniz-Rechenzentrum (LRZ) in the project *The role of the charm-quark for the QCD coupling constant* (pn56bo). This research was funded by the Deutsche Forschungsgemeinschaft (DFG, German Research Foundation) cluster of excellence ‘‘ORIGINS’’

(www.origins-cluster.de) under Germany’s Excellence Strategy EXC-2094-390783311. This research is supported by the DFG and the NSFC through funds provided to the Sino-German CRC 110 “Symmetries and the Emergence of Structure in QCD”. R.L.D. is supported by the Ramón Areces Foundation, the INFN post-doctoral fellowship AAOODGF-2019-0000329, and the Spanish grant MICINN: PID2019-108655GB-I00. Fermilab is managed by Fermi Research Alliance, LLC, under Contract No. DE-AC02-07CH11359 with the U.S. Department of Energy. P.P. is supported by the U.S. Department of Energy under Contract No. DE-SC0012704. A.V. is supported by the EU Horizon 2020 research and innovation programme, STRONG-2020 project, under grant agreement No. 824093. J.H.W.’s research is funded by the Deutsche Forschungsgemeinschaft (DFG, German Research Foundation)—Projektnummer 417533893/GRK2575 “Rethinking Quantum Field Theory”. The lattice QCD calculations have been performed using the publicly available MILC code.

References

- [1] G.S. Bali, *QCD Forces and Heavy Quark Bound States*, *Phys. Rept.* **343** (2001) 1 [[hep-ph/0001312](#)].
- [2] X. Garcia i Tormo, *Review on the Determination of α_s from the QCD Static Energy*, *Mod. Phys. Lett. A* **28** (2013) 1330028 [[1307.2238](#)].
- [3] MILC collaboration, *Scaling Studies of QCD with the Dynamical HISQ Action*, *Phys. Rev. D* **82** (2010) 074501 [[1004.0342](#)].
- [4] MILC collaboration, *Lattice QCD Ensembles with Four Flavors of Highly Improved Staggered Quarks*, *Phys. Rev. D* **87** (2013) 054505 [[1212.4768](#)].
- [5] EUROPEAN TWISTED MASS collaboration, *Up, Down, Strange and Charm Quark Masses with $N_f = 2 + 1 + 1$ Twisted Mass Lattice QCD*, *Nucl. Phys. B* **887** (2014) 19 [[1403.4504](#)].
- [6] TUMQCD collaboration, *Determination of the QCD Coupling from the Static Energy and the Free Energy*, *Phys. Rev. D* **100** (2019) 114511 [[1907.11747](#)].
- [7] J. Komijani, P. Petreczky and J.H. Weber, *Strong Coupling Constant and Quark Masses from Lattice QCD*, *Prog. Part. Nucl. Phys.* **113** (2020) 103788 [[2003.11703](#)].
- [8] D. d’Enterria et al., *The Strong Coupling Constant: State of the Art and the Decade Ahead*, [2203.08271](#).
- [9] R. Sommer, *A New Way to Set the Energy Scale in Lattice Gauge Theories and its Applications to the Static Force and α_s in SU(2) Yang-Mills Theory*, *Nucl. Phys. B* **411** (1994) 839 [[hep-lat/9310022](#)].
- [10] C.W. Bernard, T. Burch, K. Orginos, D. Toussaint, T.A. DeGrand, C.E. DeTar et al., *The Static Quark Potential in Three-Flavor QCD*, *Phys. Rev. D* **62** (2000) 034503 [[hep-lat/0002028](#)].

- [11] A. Bazavov, P. Petreczky and J.H. Weber, *Equation of State in $(2 + 1)$ -Flavor QCD at High Temperatures*, *Phys. Rev. D* **97** (2018) 014510 [[1710.05024](#)].
- [12] TUMQCD collaboration, *Static Energy in $(2 + 1 + 1)$ -Flavor Lattice QCD: Scale Setting and Charm Effects*, [2206.03156](#).
- [13] HOTQCD collaboration, *Equation of State in $(2 + 1)$ -Flavor QCD*, *Phys. Rev. D* **90** (2014) 094503 [[1407.6387](#)].
- [14] FERMILAB LATTICE, MILC collaboration, *B- and D-Meson Leptonic Decay Constants from Four-Flavor Lattice QCD*, *Phys. Rev. D* **98** (2018) 074512 [[1712.09262](#)].
- [15] HPQCD collaboration, *Highly Improved Staggered Quarks on the Lattice, with Applications to Charm Physics*, *Phys. Rev. D* **75** (2007) 054502 [[hep-lat/0610092](#)].
- [16] A. Hasenfratz and F. Knechtli, *Flavor Symmetry and the Static Potential with Hypercubic Blocking*, *Phys. Rev. D* **64** (2001) 034504 [[hep-lat/0103029](#)].
- [17] FLAVOUR LATTICE AVERAGING GROUP (FLAG) collaboration, *FLAG Review 2021*, *Eur. Phys. J. C* **82** (2022) 869 [[2111.09849](#)].
- [18] C.R. Allton, *Lattice Monte Carlo Data Versus Perturbation Theory*, [hep-lat/9610016](#).
- [19] M. Lüscher, *Symmetry Breaking Aspects of the Roughening Transition in Gauge Theories*, *Nucl. Phys. B* **180** (1981) 317.
- [20] S. Recksiegel and Y. Sumino, *Perturbative QCD Potential, Renormalon Cancellation and Phenomenological Potentials*, *Phys. Rev. D* **65** (2002) 054018 [[hep-ph/0109122](#)].