

Generalised likelihood profiles for models with intractable likelihoods

David J. Warne^{*1,2}, Oliver J. Maclaren³, Elliot J. Carr¹,
Matthew J. Simpson^{1,2}, and Christopher Drovandi^{1,2}

¹School of Mathematical Sciences, Queensland University of Technology,
Brisbane, Australia

²Centre for Data Science, Queensland University of Technology, Brisbane,
Australia

³Department of Engineering Science, University of Auckland, Auckland, New
Zealand

May 22, 2023

Abstract

Likelihood profiling is an efficient and powerful frequentist approach for parameter estimation, uncertainty quantification and practical identifiability analysis. Unfortunately, these methods cannot be easily applied for stochastic models without a tractable likelihood function. Such models are typical in many fields of science, rendering these classical approaches impractical in these settings. To address this limitation, we develop a new approach to generalising the methods of likelihood profiling for situations when the likelihood cannot be evaluated but stochastic simulations of the assumed data generating process are possible. Our approach is based upon recasting developments from generalised Bayesian inference into a frequentist setting. We derive a method for constructing generalised likelihood profiles and calibrating these profiles to achieve desired frequentist coverage for a given coverage level. We demonstrate the performance of our method on realistic examples from the literature and highlight the capability of our approach for the purpose of practical identifiability analysis for models with intractable likelihoods.

1 Introduction

Uncertainty quantification is an essential tool for parameter estimation and prediction in all fields sciences (Box, 1976; Psaros et al., 2023; Volodina and Challenor, 2021). In most settings, statistical analysis relies on a sensible likelihood function to be constructed for the model of interest. When this likelihood function is tractable, a variety of standard tools are available to perform statistical analysis, the most appropriate of which will be problem dependent. In the classical setting, maximum likelihood estimation is typically used for parameter estimates and uncertainty is quantified through an estimate of the confidence sets (Casella, 2002; Pawitan, 2001; Wasserman, 2014). For Bayesian analysis, both parameter estimation and uncertainty

^{*}To whom correspondence should be addressed. E-mail: david.warne@qut.edu.au

quantification are performed together via sampling of the posterior distribution (Gelman et al., 2013; McElreath, 2020).

However, stochastic models are routinely relied upon to describe complex phenomena in many scientific disciplines including, astronomy (Lemos et al., 2023; Zhao et al., 2022), systems biology (Browning et al., 2020; Székely and Burrage, 2014; Wilkinson, 2018), climatology (Palmer, 2019; Peleg et al., 2019), ecology (Adams et al., 2020; Black and McKane, 2012; Shoemaker et al., 2019), epidemiology (Chinazzi et al., 2020; Li et al., 2020), geology (Wang et al., 2022; Vasyukivska et al., 2021), and particle physics (Brehmer, 2021; Kiss et al., 2023). Since such models rarely have tractable likelihood functions, methods that avoid direct evaluation of the likelihood function are required. In Bayesian settings, approximate Bayesian computation (Sisson et al., 2018; Beaumont, 2010), Bayesian synthetic likelihood (Price et al., 2017), pseudo-marginal methods (Warne et al., 2020a; Andrieu et al., 2010), and more recently deep learning methods (Cranmer et al., 2020; Papamakarios et al., 2019; Kelly et al., 2023) are frequently utilised to perform sampling of the posterior or an approximation thereof. There are also classical methods that use alternative estimators to the maximum likelihood estimator or methods that are simulation-based, such as M -estimators (Hüber and Ronchetti, 2009; Shapiro, 2000), and bootstrap sampling (Efron, 1979; Kleiner et al., 2014). However, many classical approaches rely on large data sample asymptotics to obtain confidence sets. Such requirements are almost never satisfied in practice, and therefore the resulting estimates are often overconfident (Sprott, 2008; Pawitan, 2000). Furthermore, these standard approaches completely fail when parameter identifiability cannot be guaranteed (Raue et al., 2009; Simpson et al., 2020).

Likelihood profiles provide a means of estimating parameters and confidence sets that i) typically have better small sample behaviour than Wald-style confidence intervals; ii) can handle asymmetric confidence sets; and iii) can be used in cases when there is practical parameter non-identifiability (Browning et al., 2020; Hines et al., 2014; Murphy et al., 2022; Raue et al., 2009; Roosa and Chowell, 2019). In this work, we extend the likelihood profiling approach into the simulation-based inference setting where the likelihood cannot be evaluated explicitly. We construct a new estimator, called the maximum generalised likelihood estimator (MGLE). This estimator is based upon a generalisation of the likelihood in the sense of generalised Bayesian inference (Bissiri et al., 2016; Matsubara et al., 2022b). The approach involves construction of generalised likelihood profiles and applies bootstrap samples to calibrate the profiles to an appropriate scale and obtain confidence sets through setting thresholds (Pawitan, 2000, 2001). Demonstrations of our approach are provided for several intractable stochastic models that arise in ecological and biological applications. Compared with standard bootstrap sampling, the generalised likelihood profile has improved coverage characteristics and may be employed to assess practical identifiability for parameters of interest.

2 Background

A common approach to frequentist statistical inference for many problems is to use the likelihood function to form both point and interval estimates (Cox, 2006; Pawitan, 2001; Sprott, 2008). As is well known, the likelihood function treats an assumed family of generative probability models for the data as a function of the parameter for fixed data. The profile likelihood is defined in terms of the likelihood function and allows for targeting parameters of interest (Cox, 2006; Pawitan, 2001; Pace and Salvan, 1997; Sprott, 2008). However, while there have been attempts to develop axiomatic pure likelihood approaches to inference (Edwards, 1984; Royall, 2017), the primary frequentist justification of likelihood-based inference, besides its ease of use and parameterisation invariance, is its good repeated sampling performance for many problems. This performance includes asymptotic optimality arguments that hold under certain restricted conditions (Le Cam, 1990; Severini, 2000). Parameterisation invariance and natural respect

for parameter constraints motivate using likelihood and profile likelihood for inference in finite samples (Pawitan, 2001; Pace and Salvan, 1997; Sprott, 2008). Importantly, in addition to its good properties for standard problems, profile likelihood is also a reliable tool for structural and practical identifiability analysis (Raue et al., 2009; Simpson et al., 2020).

Despite good reasons for using a likelihood-based approach to frequentist inference, there is no necessity within frequentist inference to base estimation on the model likelihood function. This recognition and a desire to produce robust or more convenient estimation procedures has led to the development of numerous approaches to frequentist inference that do not use the likelihood. Many of these are natural generalisations of likelihood-based inference, particularly M -estimation (for ‘Maximum-likelihood-like estimation’) and Z -estimation introduced by Huber (1964) and the closely related theories of estimating equations (Durbin, 1960; Godambe, 1960), inference functions (McLeish and Small, 1988; Lindsay and Qu, 2003), quasi-likelihood (McCullagh and Nelder, 1989; Wedderburn, 1974), and minimum distance estimation (Parr and Schucany, 1980; Wolfowitz, 1957).

Many of the above methods generalise the theory of likelihood-based point estimation and the associated asymptotic theory of ‘Wald-style’ (Wald, 1939; Shapiro, 2000) intervals based on the sampling distribution of a point estimator. The bootstrap (Efron, 1979) is a natural, more sophisticated form of constructing intervals from point estimates and their sampling distributions. An approach like the bootstrap also fits naturally with simulation-based inference: given an M -estimator or similar, we can, for example, simulate the estimator’s sampling distribution by using a plug-in best estimate of the parameters. We can then use this distribution to form bootstrap confidence intervals. Related ideas on simulation-based inference appear in the econometrics literature (Contoyannis et al., 2004; Geweke, 2000; Winker et al., 2007; Gourieroux et al., 1996). However, confidence intervals in such approaches are still typically based on a point estimator and its sampling distribution. This means neglecting some of the comparatively desirable properties of full-likelihood-based methods in small samples (Meeker and Escobar, 1995; Pawitan, 2000). Methods analogous to those that use more information from the full likelihood than just the maximum likelihood estimate, including profile likelihood inference, have received less attention. Notable exceptions include the concept of empirical likelihood (Owen, 1988, 1990), profile estimating equations (Bellio et al., 2008; Li and McCullagh, 1994; Liang and Zeger, 1995), and recent work by Dalmaso et al. (2020) on approximate computation via odds ratio estimation (ACORE). We also recently considered profiling a special (approximately Gaussian) class of ‘surrogate’ likelihood functions that can be applied to simulation-based inference when an approximation to the simulation model is available (Simpson et al., 2022). In addition, the work of Ionides et al. (2017) on simulation-based profile likelihood inference relates closely to ours. However, they look at calibrating Monte Carlo estimates of the implicit likelihood function of the model. In contrast, we consider the situation of inference using a deterministic loss derived from properties of the model. In this sense our approach results in a different but likelihood-like estimation function.

Given this context, here we present a simple approach to simulation-based frequentist inference in the style of M -estimation that more closely follows the methodology of profile likelihood. In particular, we consider the so-called generalised likelihood function as it arises in generalised Bayesian inference (Bissiri et al., 2016; Matsubara et al., 2022b). Though in the broader context outlined above, such a function is just one way of generalising a likelihood function, it has some appealing properties motivating its use in the Bayesian literature (Matsubara et al., 2022a). Here we explore its use in the frequentist context and evaluate its performance in terms of its ability to achieve good interval coverage and precision. We propose a simple bootstrap procedure to first calibrate the generalised likelihood function’s single unknown parameter. We then use the resulting function like a standard likelihood function to carry out likelihood-based-like inference, aiming to take advantage of its potential for improvements on Wald-style intervals.

We focus, in particular, on profiling generalised likelihood functions to obtain confidence intervals for interest parameters.

3 Methods

In this section, we present our approach for parameter and confidence set estimation when the likelihood is intractable. We let $\boldsymbol{\theta} = (\theta_1, \theta_2, \dots, \theta_d)^\top \in \Theta \subseteq \mathbb{R}^d$ be a vector of $d \geq 1$ model parameters and let $\mathbf{y} = (y_1, y_2, \dots, y_n)^\top$ be the data consisting of $n \geq 1$ points. For the setting of interest, the likelihood function for the model $\mathcal{L}(\boldsymbol{\theta}; \mathbf{y}) = \pi(\mathbf{y} \mid \boldsymbol{\theta})$ cannot be evaluated directly. However, we assume: 1) it is possible to generate exact realisations from the model, $\mathbf{y}_s \sim \pi(\cdot \mid \boldsymbol{\theta})$, and 2) that we can evaluate an appropriate loss function $\ell_{\mathbf{y}} : \Theta \rightarrow \mathbb{R}^+$ directly. We will discuss different options for this loss function throughout this section, however, the main qualitative conditions we require are 1) as $n \rightarrow \infty$ the minimum value of the loss function is in the neighbourhood of the true parameter $\boldsymbol{\theta}_0$ that generated \mathbf{y} , and 2) the loss function increases away from this neighbourhood of $\boldsymbol{\theta}_0$.

3.1 The maximum generalised likelihood estimator

For a suitable loss function $\ell_{\mathbf{y}}(\boldsymbol{\theta})$, and tuning parameter $\delta > 0$, we define the function

$$\tilde{L}_\delta(\boldsymbol{\theta}; \mathbf{y}) = e^{-\delta \ell_{\mathbf{y}}(\boldsymbol{\theta})}. \quad (1)$$

Note that if the loss function is chosen to be $\ell_{\mathbf{y}}(\boldsymbol{\theta}) = -\delta^{-1} \log \mathcal{L}(\boldsymbol{\theta}; \mathbf{y})$, then we arrive at $\tilde{L}_\delta(\boldsymbol{\theta}; \mathbf{y}) = \mathcal{L}(\boldsymbol{\theta}; \mathbf{y})$ as a special case. In this sense, we refer to Equation (1) as the generalised likelihood function in the same way that the generalised posterior distribution is defined by Bissiri et al. (2016) and Matsubara et al. (2022b).

Given this generalised likelihood function, we can consider parameter estimation by using a maximum generalised likelihood estimator (MGLE),

$$\hat{\boldsymbol{\theta}}_{\text{MGLE}} = \underset{\boldsymbol{\theta} \in \Theta}{\operatorname{argmax}} \tilde{L}_\delta(\boldsymbol{\theta}; \mathbf{y}) = \underset{\boldsymbol{\theta} \in \Theta}{\operatorname{argmax}} e^{-\delta \ell_{\mathbf{y}}(\boldsymbol{\theta})} = \underset{\boldsymbol{\theta} \in \Theta}{\operatorname{argmin}} \delta \ell_{\mathbf{y}}(\boldsymbol{\theta}). \quad (2)$$

Importantly, we note that the distribution of the estimator, $\hat{\boldsymbol{\theta}}_{\text{MGLE}}$, for random data is unaffected by the value of tuning parameter δ . Hence δ is an arbitrary positive number for the purpose of point parameter estimation. However, as we demonstrate in section ??, the inclusion of δ enables us to rescale $\tilde{L}_\delta(\boldsymbol{\theta}; \mathbf{y})$ appropriately to obtain confidence intervals at a prescribed targeted coverage in a similar way to the application of thresholds to likelihood profiles (Raue et al., 2009; Pawitan, 2001).

Assuming a fixed value for δ , then for any injective function of the parameters, $\boldsymbol{\tau} = f(\boldsymbol{\theta})$ with $\boldsymbol{\tau} \in \mathbb{R}^q$ for $q \geq 1$, we share the invariance property of the maximum likelihood, that is $\hat{\boldsymbol{\tau}}_{\text{MGLE}} = f(\hat{\boldsymbol{\theta}}_{\text{MGLE}})$. This can be shown by following arguments identical to that of Zehna (1966) in the context of the standard maximum likelihood estimator. We can construct a generalised likelihood induced by the transformation $\boldsymbol{\tau} = f(\boldsymbol{\theta})$,

$$\tilde{L}_\delta(\boldsymbol{\tau}; \mathbf{y}) = \sup_{\boldsymbol{\theta} \in \Theta: f(\boldsymbol{\theta}) = \boldsymbol{\tau}} \tilde{L}_\delta(\boldsymbol{\theta}; \mathbf{y}).$$

By definition, we have that $\tilde{L}_\delta(\boldsymbol{\tau}; \mathbf{y}) \leq \sup_{\boldsymbol{\theta} \in \Theta} \tilde{L}_\delta(\boldsymbol{\theta}; \mathbf{y}) = \tilde{L}_\delta(\hat{\boldsymbol{\theta}}_{\text{MGLE}}; \mathbf{y})$, then it follows that $\sup_{\boldsymbol{\tau} \in \mathbb{R}^q} \tilde{L}_\delta(\boldsymbol{\tau}; \mathbf{y}) = \tilde{L}_\delta(\hat{\boldsymbol{\tau}}_{\text{MGLE}}; \mathbf{y}) = \tilde{L}_\delta(\hat{\boldsymbol{\theta}}_{\text{MGLE}}; \mathbf{y})$. Furthermore, our definition in fact ensures the generalised likelihood is fully invariant under bijective transformations as the above reduces to $\tilde{L}_\delta(\boldsymbol{\tau}; \mathbf{y}) = \tilde{L}_\delta(\boldsymbol{\theta}; \mathbf{y})$ when $\boldsymbol{\theta}$ is a unique inverse of $\boldsymbol{\tau}$.

While there is a wide variety of loss functions for which $\tilde{L}_\delta(\boldsymbol{\theta}; \mathbf{y})$ is likelihood-like in the sense described in Section 2, we restrict ourselves to loss functions that fall within the family of minimum kernel discrepancy estimators (Oates, 2022). By doing this we ensure asymptotic consistency of the MGLE.

3.2 Generalised likelihood profiles and confidence sets

If we partition the parameter vector, $\boldsymbol{\theta}$ into a vector of interest parameters, $\boldsymbol{\phi} \in \Phi$ and nuisance parameters $\boldsymbol{\psi} \in \Psi$ such that $\boldsymbol{\theta} = (\boldsymbol{\phi}, \boldsymbol{\psi})$ and $\Theta = \Phi \times \Psi$, then we can define the generalised likelihood profile of the interest parameters by optimising out the nuisance parameters using

$$\tilde{L}_\delta(\boldsymbol{\phi}; \mathbf{y}) = \sup_{\boldsymbol{\psi} \in \Psi} \tilde{L}_\delta((\boldsymbol{\phi}, \boldsymbol{\psi}); \mathbf{y}). \quad (3)$$

Typically, the profile will be evaluated for a grid of M points $\{\boldsymbol{\phi}^j\}_{j=1}^M$. Just as in standard likelihood profiles, the accuracy of the profile relies on the resolution of the grid which may be difficult to assess *a priori* (Simpson et al., 2021). Thus, adaptive mesh refinements may be necessary in general. For the numerical examples in this work, we focus on 1-dimensional profiles only and use regular grids in each axis. For example, if the i th dimension of $\boldsymbol{\theta}$ is of interest, then we set $\boldsymbol{\phi} = \theta_i$ and $\boldsymbol{\psi} = (\theta_1, \dots, \theta_{i-1}, \theta_{i+1}, \dots, \theta_d)$, and define the grid over the domain $[L_i, U_i]$ as $\theta_i^j = L_i + (j-1)\Delta\theta_i$ for $j \in [1, 2, \dots, M]$ with $\Delta\theta_i = (U_i - L_i)/(M-1)$. Our methods, however, are completely applicable to higher-dimensional parameters of interest.

While the MGLE does not depend on δ , construction of a meaningful generalised likelihood profile will require Equation (3) to be evaluated, thus the tuning parameter δ is required. This leads to the question of how this parameter should be chosen. We propose that δ be calibrated in such a way that the confidence set obtained by the generalised likelihood profile has approximately the correct coverage in a frequentist setting given the usual likelihood ratio-based threshold from Wilks' theorem (Pawitan, 2001).

We proceed as follows, given $\hat{\boldsymbol{\theta}}_{\text{MGLE}}$ as given in Equation (2), generate K simulated bootstrap datasets from the model,

$$\mathbf{y}_k \sim \pi(\cdot \mid \hat{\boldsymbol{\theta}}_{\text{MGLE}}), \quad k = 1, 2, \dots, K.$$

Then, for a given value of δ , we can estimate the coverage at $\hat{\boldsymbol{\theta}}_{\text{MGLE}}$. We do this by estimating the MGLE and generalised likelihood profiles, that is, we obtain, for $k \in [1, 2, \dots, K]$,

$$\hat{\boldsymbol{\theta}}_{\text{MGLE}}^k = \underset{\boldsymbol{\theta} \in \Theta}{\operatorname{argmin}} \ell_{\mathbf{y}_k}(\boldsymbol{\theta}) \quad \text{and} \quad \{\tilde{L}_\delta(\boldsymbol{\phi}_k^j; \mathbf{y}_k)\}_{j=1}^M,$$

where $\{\boldsymbol{\phi}_k^j\}_{j=1}^M$ is the grid for the parameters of interest and $\tilde{L}_\delta(\boldsymbol{\phi}_k^j; \mathbf{y}_k) = \sup_{\boldsymbol{\psi} \in \Psi} \tilde{L}_\delta((\boldsymbol{\phi}_k^j, \boldsymbol{\psi}); \mathbf{y}_k)$. The $(1-\alpha)100\%$ confidence set can then be determined by $\Phi_{(1-\alpha)100\% \text{CI}}^k = \{\boldsymbol{\phi}_k^j : \log \tilde{L}_\delta(\boldsymbol{\phi}_k^j; \mathbf{y}_k) > c_k\}$ with $c_k = -\delta \ell_{\mathbf{y}_k}(\hat{\boldsymbol{\theta}}_{\text{MGLE}}^k) - \tau_\alpha$ and τ_α is the appropriate cut-off at the α significance level. The empirical coverage can then be estimated by, $C_{\text{emp}}(\delta) = \frac{1}{K} \sum_{k=1}^K \mathbb{1}_{\Phi_{(1-\alpha)100\% \text{CI}}^k}(\hat{\boldsymbol{\phi}}_{\text{MGLE}})$ where $\hat{\boldsymbol{\phi}}_{\text{MGLE}}$ are the parameters of interest at the MGLE.

Unfortunately, in practice we do not know the asymptotic distribution of the generalised likelihood equivalent of the likelihood ratio-test for a given δ , and we cannot expect the usual threshold, τ_α , obtained through Wilks' theorem to yield the desired coverage properties. Therefore we have no analytical method to select τ_α . Instead, we optimise

$$\delta^* = \underset{\delta \in \mathbb{R}^+}{\operatorname{argmin}} |C_{\text{emp}}(\delta) - (1 - \alpha)|,$$

given the usual $\tau_\alpha = \frac{1}{2} F_{\chi_{\dim(\boldsymbol{\phi})}^2}^{-1}(1 - \alpha)$ as per Wilks' theorem where $F_{\chi_{\dim(\boldsymbol{\phi})}^2}^{-1}(\cdot)$ denotes the quantile function of the χ^2 distribution with degrees of freedom equal to the dimensionality of

the interest parameters ϕ . Thus we arrive at the interpretation for δ as a tuning parameter to calibrate the generalised likelihood to the threshold given by Wilks' theorem.

3.3 Calibration of δ tuning parameter

Since the MGLE is invariant to the choice of δ (Equation (1)), then we have the property,

$$\tilde{L}_\delta(\phi; \mathbf{y}) = \sup_{\psi \in \Psi} e^{-\delta \ell_{\mathbf{y}}((\phi, \psi))} = \sup_{\psi \in \Psi} [e^{-\ell_{\mathbf{y}}((\phi, \psi))}]^\delta = \left[\sup_{\psi \in \Psi} e^{-\ell_{\mathbf{y}}((\phi, \psi))} \right]^\delta = [\tilde{L}_1(\phi; \mathbf{y})]^\delta.$$

As a result, we need not recompute the generalised profiles as we optimise δ for any given target coverage at the MGLE. Instead we need only compute the profile of interest once for each of the simulated datasets $\mathcal{Y} = [\mathbf{y}_1, \mathbf{y}_2, \dots, \mathbf{y}_K]$ with $\delta = 1$, then perform optimisation for δ . To implement this, we define the function,

$$C(\delta; \tau_\alpha, \hat{\phi}_{\text{MGLE}}, \{\hat{\theta}_{\text{MGLE}}^k\}_{k=1}^K, \{\tilde{L}_1(\cdot; \mathbf{y}_k)\}_{k=1}^K) = \frac{1}{K} \sum_{k=1}^K \mathbb{1}_{[c_k, \infty)} \left(\delta \log \tilde{L}_1(\hat{\phi}_{\text{MGLE}}; \mathbf{y}_k) \right), \quad (4)$$

with $c_k = -\tau_\alpha - \delta \ell_{\mathbf{y}_k}(\hat{\theta}_{\text{MGLE}}^k)$ for each $k \in [1, 2, \dots, K]$. We then define a step size $\Delta\delta$ and grid resolution M_δ and then find $\delta^* \in [0, \Delta\delta, 2\Delta\delta, \dots, M_\delta\Delta\delta]$ such that the absolute difference between Equation (4) and the target coverage $1 - \alpha$ is minimised. Of course, more sophisticated optimisation approaches could be used in this case, however, the computational cost of this grid search is negligible compared to the computational cost of optimisations required for the $K + 1$ MGLEs and generalised likelihood profiles for which we apply the interior-point method as implemented in MATLAB's `fmincon` (Byrd et al., 2000). This calibration process proceeds as given in Algorithm 1.

Algorithm 1 Calibration process for generalised likelihood profiles.

Given data \mathbf{y} , data generating process $\pi(\mathbf{y} \mid \theta)$, loss function $\ell_{\mathbf{y}}(\theta)$, interest parameter ϕ , profile grid resolution M , and target significance level $\alpha \in (0, 1)$;

Estimate MGLE, $\hat{\theta}_{\text{MGLE}} \leftarrow \operatorname{argmin}_{\theta \in \Theta} \ell_{\mathbf{y}}(\theta)$;

Estimate the profile $\tilde{L}_1(\cdot; \mathbf{y})$ using Equation (3) over Φ using a grid of resolution M ;

for $k \in [1, 2, \dots, K]$ **do**

 Generate simulated data $\mathbf{y}_k \sim \pi(\cdot \mid \hat{\theta}_{\text{MGLE}})$;

 Estimate MGLE, $\hat{\theta}_{\text{MGLE}}^k \leftarrow \operatorname{argmin}_{\theta \in \Theta} \ell_{\mathbf{y}_k}(\theta)$;

 Estimate the profile $L_1(\cdot; \mathbf{y}_k)$ using Equation (3) over Φ using a grid of resolution M ;

end for

Obtain threshold as per Wilks' theorem, $\tau_\alpha \leftarrow \frac{1}{2} F_{\chi_{\dim(\phi)}^2}^{-1}(1 - \alpha)$;

$\delta^* \leftarrow 0$, and $C^* \leftarrow 1$;

for $\delta \in [\Delta\delta, 2\Delta\delta, \dots, M_\delta\Delta\delta]$ **do**

$C_\delta \leftarrow C(\delta; \tau_\alpha, \hat{\phi}_{\text{MGLE}}, \{\hat{\theta}_{\text{MGLE}}^k\}_{k=1}^K, \{\tilde{L}_1(\cdot; \mathbf{y}_k)\}_{k=1}^K)$;

if $|C_\delta - (1 - \alpha)| < |C^* - (1 - \alpha)|$ **then**

$C^* \leftarrow C_\delta$, and $\delta^* \leftarrow \delta$;

end if

end for

Once Algorithm 1 has been executed, we can obtain an approximation for the $(1 - \alpha)100\%$ confidence set for parameters of interest under the real data \mathbf{y} , that is $\Phi_{(1-\alpha)100\% \text{CI}}^* = \{\phi^j : \log \tilde{L}_{\delta^*}(\phi^j; \mathbf{y}) > c^*\}$ with $c^* = -\delta^* \ell_{\mathbf{y}}(\hat{\theta}_{\text{MGLE}}) - \tau_\alpha$.

For the examples presented in this manuscript, we verify the empirical coverage properties hold independently of the data used as a part of the calibration process. To validate this, we consider B simulated datasets under a set of known true parameter vector $\boldsymbol{\theta}_{\text{true}}$, that is, $\mathbf{y}_1, \mathbf{y}_2, \dots, \mathbf{y}_B \sim \pi(\cdot | \boldsymbol{\theta}_{\text{true}})$. For each simulated dataset, \mathbf{y}_b , we obtain an MGLE, $\hat{\boldsymbol{\theta}}_{\text{MGLE}}^b$, and a calibrated profile, $\tilde{L}_{\delta^*}(\cdot; \mathbf{y}_b)$ where δ^* is the tuning parameter calibrated for \mathbf{y} . The empirical coverage for $\boldsymbol{\phi}_{\text{true}}$ at significance level α , C_α , is then estimated using,

$$C_\alpha = \frac{1}{B} \sum_{b=1}^B \mathbb{1}_{[c_b^*, \infty)} \left(\log \tilde{L}_{\delta^*}(\boldsymbol{\phi}_{\text{true}}; \mathbf{y}_b) \right), \quad (5)$$

where $c_b^* = -\tau_\alpha - \delta^* \ell_{\mathbf{y}_b}(\hat{\boldsymbol{\theta}}_{\text{MGLE}}^b)$ for each $b \in [1, 2, \dots, B]$. Crucially, note that Equation (5) estimates the proper coverage for $\boldsymbol{\phi}_{\text{true}}$ rather than the bootstrap coverage for $\hat{\boldsymbol{\phi}}_{\text{MGLE}}^b$ that forms the basis of the calibration process. For our numerical experiments in Section 4, we estimate the proper coverage in this manner for several sets of $\boldsymbol{\theta}_{\text{true}}$, but we do not do this exhaustively over all possible $\boldsymbol{\theta}_{\text{true}}$ (See Discussion in Section 5 for some possible ways to assess the coverage over all $\boldsymbol{\theta}_{\text{true}}$).

4 Results

In this section, we demonstrate our generalised likelihood profile approach for parameter estimation, uncertainty quantification and assessment of practical identifiability. We first demonstrate the accuracy of the method using an intractable statistical model commonly used in ecology that has accurate approximations available. We then move to a stochastic model used in the study of stochastic advection-diffusion-reaction processes in biology based on the work of Carr et al. (2019), Ellery et al. (2012) and Simpson et al. (2021). The second represents a realistic use case for our approach since one can only obtain an analytical approximation to the moments of a particle lifetime.

4.1 Conway–Maxwell–Poisson model

The Conway-Maxwell-Poisson (CMP) model (Conway and Maxwell, 1962) is an extension of the Poisson distribution that can accommodate underdispersed and overdispersed count data. Applications for this model are especially useful in ecological studies (Kolb et al., 2020; Lynch et al., 2014; Wu et al., 2013). The probability mass function for a single observation y given parameter $\boldsymbol{\theta} = (\lambda, \nu)^\top$ is:

$$\pi(y | \boldsymbol{\theta}) = \frac{\tilde{\pi}(y | \boldsymbol{\theta})}{Z_\boldsymbol{\theta}}, \text{ where } \tilde{\pi}(y | \boldsymbol{\theta}) = \frac{\lambda^y}{(y!)^\nu},$$

with $\lambda > 0$ and $\nu > 0$. The normalising constant $Z_\boldsymbol{\theta} = \sum_{y=0}^{\infty} \tilde{\pi}(y | \boldsymbol{\theta})$ does not have a closed form expression, except for certain special cases. However, the normalising constant can be computed to high accuracy with little computational effort (Sellers and Shmueli, 2010), and facilitates comparison of our proposed generalised likelihood method with an accurate approximation of the true profile likelihood.

Following Matsubara et al. (2022a), we avoid evaluation of the intractable normalising constant $Z_\boldsymbol{\theta}$ using the discrete Fisher divergence (DFD) as the loss function (Xu et al., 2022). The discrete Fisher divergence, in the one-dimensional data setting as considered here, between the statistical model conditioned on $\boldsymbol{\theta}$, $\pi(\cdot | \boldsymbol{\theta})$, and the empirical distribution of the data, π_n , is given by

$$\ell_{\mathbf{y}}(\boldsymbol{\theta}) = \text{DFD}(\pi(\cdot | \boldsymbol{\theta}) || \pi_n) = \frac{1}{n} \sum_{i=1}^n \left(\frac{\pi(y_i^- | \boldsymbol{\theta})}{\pi(y_i | \boldsymbol{\theta})} \right)^2 - 2 \left(\frac{\pi(y_i | \boldsymbol{\theta})}{\pi(y_i^+ | \boldsymbol{\theta})} \right). \quad (6)$$

Note that the intractable normalising constants cancel in the ratio. For this example, we use the notation $y_i^+ = y_i + 1$ and $y_i^- = y_i - 1$, unless $y_i = 0$ in which case we set $y_i^- = \max\{y_k\}_{k=1}^n$, i.e. the maximum value of the dataset.

Matsubara et al. (2022a) embed the DFD within a generalised Bayes framework to conduct approximate Bayesian inferences without invoking the θ -dependent normalisation constant. In order to calibrate the scaling parameter, Matsubara et al. (2022a) firstly generate B bootstrap estimates of θ from datasets that are generated from the model with the value of θ that minimises the DFD based on the observed dataset. Then, Matsubara et al. (2022a) compute the scaling parameter that minimises the Fisher divergence between the generalised posterior and the empirical bootstrap sample. Here we show that δ can instead be calibrated using our profile likelihood approach.

We consider $n = 2000$ samples from the CMP model, $y_1, y_2, \dots, y_n \sim \pi(\cdot | \lambda, \nu)$, with $\lambda = 4$ and $\nu = 2$. The MGLE is then obtained through numerical optimization of Equation (2) with the DFD (Equation (6)) substituted for the loss function. Univariate generalised likelihood profiles are generated over uniform discretisations of $M = 100$ points over sensible ranges for the two interest parameters, $1 \leq \lambda \leq 20$, and $1 \leq \nu \leq 8$, respectively. The procedure in from Section 3.2 is applied using $K = 100$ bootstrap samples, then calibrate profiles with significance level $\alpha = 0.05$ and threshold of $\tau_\alpha = -1.92$ to obtain 95% confidence intervals. In addition, standard MLE and likelihood profiles are estimated for comparison using the accurate numerical approximation for the normalising constant Z_θ .

The resulting normalised profiles are shown in Figure 1. Note that the width of the confidence intervals obtained under our GLP calibration method are wider than those under the true profile. This is reasonable, since the MGLE will not be as efficient as the MLE. However, even though the confidence intervals obtained with the generalised likelihood profiles are wider than those of the accurate approximation of the true MLE, they are obtaining the correct coverage as shown in Figure 2. This accurate coverage property is a direct result of our calibration process (Algorithm 1).

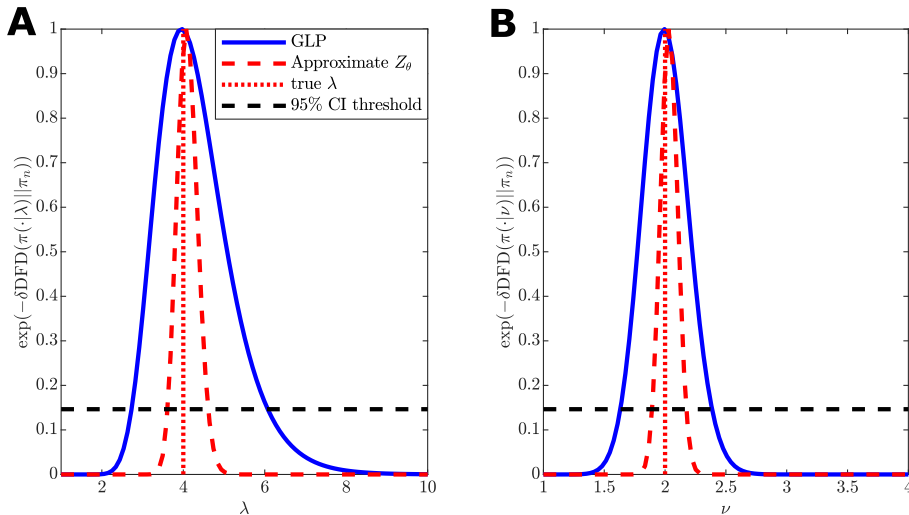


Figure 1: Comparison of a generalised likelihood profile (solid blue) with a standard likelihood profile (dashed red) using an accurate numerical approximation for Z_θ for the CMP model. The 95% confidence interval threshold of $\tau_{0.05} = -1.92$ is indicated (dashed black). The true parameters used to generate the data are $\lambda = 4$, and $\nu = 2$ (dotted red).

It is important to note that models like the CMP model are not the target application for our new method. Rather the types of problems that are the focus of this paper are when the likelihood is not available at all, not even point-wise up to a normalising constant. So

there is no expectation that our method would outperform the standard MLE here, actually we would expect the opposite. The fact that confidence intervals are still reasonable for a tractable problem and that the observed coverage is very accurate demonstrates the utility of this approach for intractable models.

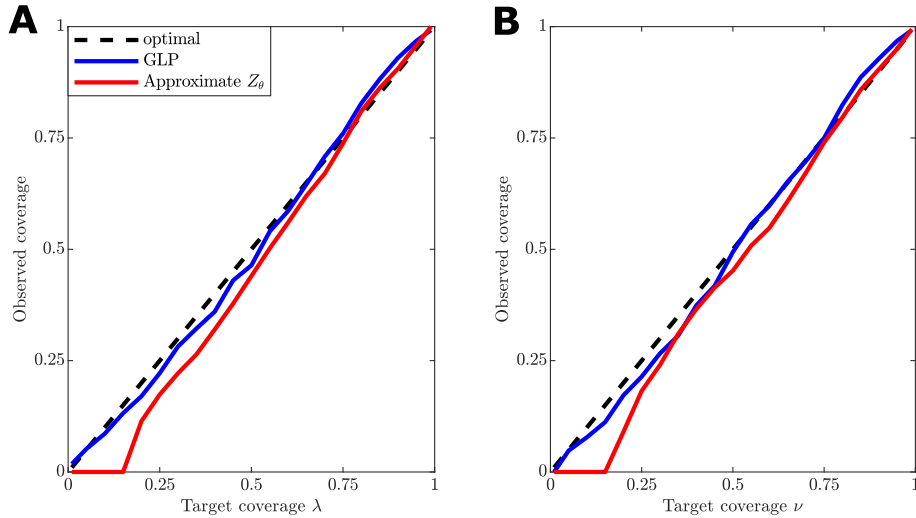


Figure 2: Coverage comparison between our calibration process (solid blue) and standard likelihood profile (solid red) using an accurate numerical approximation for Z_θ . Observed coverage is estimated using $B = 500$ independent datasets generated from the Conway–Maxwell–Poisson model using the true parameters.

4.2 Stochastic model of biased diffusive transport

We now consider a biased nearest-neighbour random walk with movement and death events on a one-dimensional interval $0 < x < L$ (Ellery et al., 2012). Space is discretised to give N lattice sites with uniform spacing $\Delta x = L/(N - 1)$, so that lattice site i is located at position $x_i = (i - 1)\Delta x$ for $i = 1, \dots, N$. Time is also discretised uniformly, into intervals of duration Δt , with time step j occurring between times $t = (j - 1)\Delta t$ and $t = j\Delta t$. An absorbing boundary applies at $x = 0$ (lattice site 1) while a reflecting boundary applies at $x = L$ (lattice site N). Throughout, without loss of generality, we assume $\Delta t = 1$ and $\Delta x = 1$ (i.e., $L = N - 1$).

The random walk begins by releasing a particle at one of the N lattice sites and ends when the particle leaves the simulation, either through absorption or a death event. During each time step, for internal lattice sites, $i = 2, \dots, N - 1$, the particle undergoes a movement event with probability p_m or a death event with probability p_d otherwise the particle remains at rest with probability $1 - p_m - p_d$. If a movement event occurs the particle moves to the right with probability p_r and to the left with probability $1 - p_r$. The boundary lattice sites are dealt with differently (i) at the reflective boundary ($i = N$), a movement event is aborted with probability p_r , (ii) at the absorbing boundary ($i = 1$), a movement event results in a particle is absorbed with probability one and removed from the simulation.

Let T_i be the random variable denoting the lifetime of a particle released at position x_i . The k -th raw moment of T_i is given by

$$\mathbb{E} [T_i^k | \boldsymbol{\theta}] = \sum_{j=0}^{\infty} t_j^k \pi(t_j | x_i, \boldsymbol{\theta}),$$

where $\pi(t_j | x_i, \boldsymbol{\theta})$ is the probability mass that a particle released at lattice site i is removed after j time steps (i.e. at time $t = j\Delta t$), and $\boldsymbol{\theta} = (p_m, p_d, p_r)^T$ are the model parameters. Standard

arguments (Ellery et al., 2012) show that for small values of Δx and Δt , $\mathbb{E}[T_i^k | \boldsymbol{\theta}]$ is well approximated by $M_k(x_i, \boldsymbol{\theta})$, where $M_k(x, \boldsymbol{\theta})$ is a continuous function satisfying the boundary value problem:

$$D \frac{d^2 M_k(x, \boldsymbol{\theta})}{dx^2} - v \frac{dM_k(x, \boldsymbol{\theta})}{dx} - dM_k(x, \boldsymbol{\theta}) = -kM_{k-1}(x, \boldsymbol{\theta}), \quad (7)$$

$$M_k(0, \boldsymbol{\theta}) = 0, \quad \frac{dM_k(L, \boldsymbol{\theta})}{dx} = 0,$$

with $M_0(x, \boldsymbol{\theta}) = 1$ and the diffusivity, drift and decay coefficients identified as $D = (\Delta x)^2 p_m / (2\Delta t)$, $v = \Delta x p_m (1 - 2p_r) / \Delta t$ and $d = p_d / \Delta t$, respectively.

Data from such a process will consist of m particle lifetimes for n unique initial particle positions,

$$\mathbf{y} = \begin{bmatrix} t_1|x_1 & t_2|x_1 & \cdots & t_m|x_1 \\ t_1|x_2 & t_2|x_2 & \cdots & t_m|x_2 \\ \vdots & \vdots & \ddots & \vdots \\ t_1|x_n & t_2|x_n & \cdots & t_m|x_n \end{bmatrix},$$

where $t_i|x \sim \pi(\cdot | x)$ is the i th sample of the particle lifetime given initial position x . For our generalised likelihood construction, we apply the r -th order moment distance for the loss function,

$$\ell_{\mathbf{y}}(\boldsymbol{\theta}) = \sum_{i=1}^n \sum_{k=1}^r \frac{(M_k(x_i, \boldsymbol{\theta}) - \hat{M}_k(x_i, \mathbf{y}))^2}{\hat{V}_k(x_i, \mathbf{y})}, \quad (8)$$

where

$$\hat{M}_k(x_i, \mathbf{y}) = \frac{1}{m} \sum_{j=1}^m t_j^k | x_i,$$

and $\hat{V}_k(x_i, \mathbf{y})$ is a non-parametric bootstrap estimate of $\text{Var}[\hat{M}_k(x_i, \mathbf{y})]$. Note that the moment distance in Equation (8) also falls within the minimum discrepancy framework of Oates (2022).

Unlike the CMP model, stochastic models such as this are truly intractable. Importantly, the analytical expression for the boundary value problem (Equation (7)) is only strictly valid for $p_r \approx 0.5$. Despite this, we show that our approach is robust and correctly highlights practical identifiability problems for strong bias to the right.

4.2.1 Identifiable case: unbiased random walk $p_r = 0.5$

We generate synthetic data of $n = 1,000$ particle lifetimes $\mathbf{y} = [t_1, t_2, \dots, t_n]$ through stochastic simulation with $p_m = 1$, $p_d = 0.001$ and $p_r = 0.5$. Then we treat p_m as fixed and known, then perform our generalised likelihood profile approach for estimation of p_d and p_r . We apply our MGLE and generalised likelihood profile approach to estimate 95% confidence intervals for the death probability, p_d , and right-movement bias probability, p_r .

The results are shown in Figure 3. In Figure 3(A)–(B) the $K = 100$ bootstrap MGLEs are shown to be concentrated around the MGLE related to the observed data indicating no bias from the moment distance loss function (Equation (8)). The process of calibrating the generalised likelihood profiles is shown in Figure 3(C)–(D) with optimal choices of δ^* indicated for both parameters of interest. Finally the calibrated profiles along with the 95% CI are shown in Figure 3(E)–(F). Quantile-based bootstrap confidence intervals are also indicated for comparison with a standard technique that is not based on the Wald interval. Such quantile-bootstrap confidence intervals are estimated by taking the $\alpha/2$ and $1 - \alpha/2$ empirical quantiles of the MGLE samples, $\{\boldsymbol{\theta}_{\text{MGLE}}^k\}_{k=1}^{k=K}$.

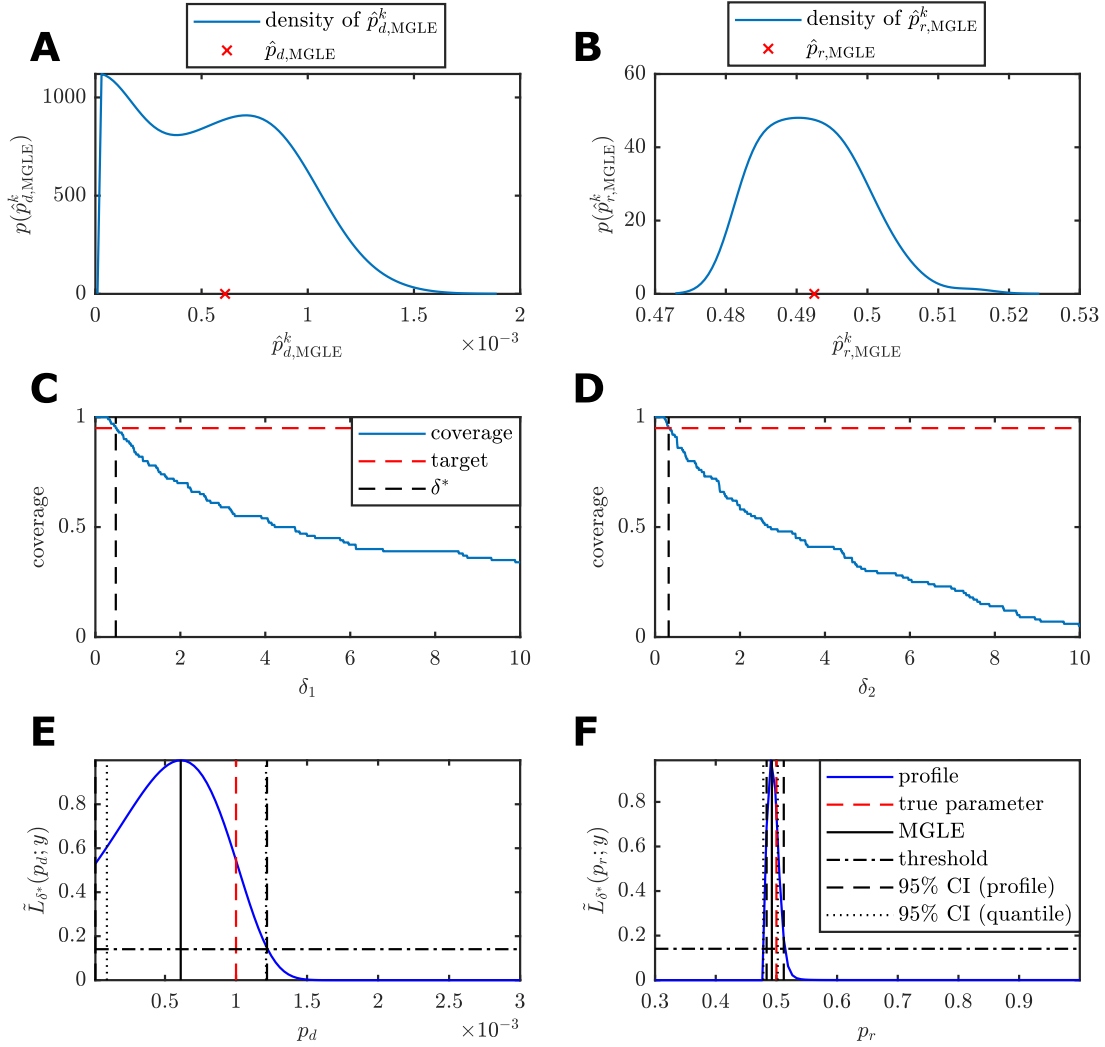


Figure 3: Results of generalised likelihood profiles and comparison with quantile-based bootstrap confidence intervals for the unbiased random walk case $p_r = 0.5$. Distributions of the unscaled MGLE from bootstrap datasets for (A) the death parameter and (B) the right bias parameter. (C) and (D) Calibration plot for the scale parameters targeting a coverage of 0.95. (E) and (F) Generalised likelihood profiles for each parameter with comparison between calibrated profile confidence intervals and quantile-based bootstrap confidence intervals.

For both parameters, confidence intervals estimated by the quantile-based bootstrap and our generalised likelihood profile contain the true parameters. However, we note the quantile-based interval for p_d does not contain zero, whereas our approach does. Given the distribution of the bootstrap MGLE samples, the containing of zero in the confidence interval seems appropriate.

4.2.2 Non-identifiable case: biased random walk $p_r = 0.7$

We now consider the case where the parameters of the data generating process lead to a practically unidentifiable problem for the right movement bias parameter p_r . We generate synthetic data of $n = 1,000$ particle lifetimes $\mathbf{y} = [t_1, t_2, \dots, t_n]$ through stochastic simulation with $p_m = 1$, $p_d = 0.001$ and $p_r = 0.7$ that represents a strong movement bias away from the absorbing left boundary. As with the unbiased case, we treat p_m as a fixed and known parameter, then perform our generalised likelihood profile approach for estimation of p_d and p_r . For such a strong bias to the right, very few particles reach the absorbing boundary. This

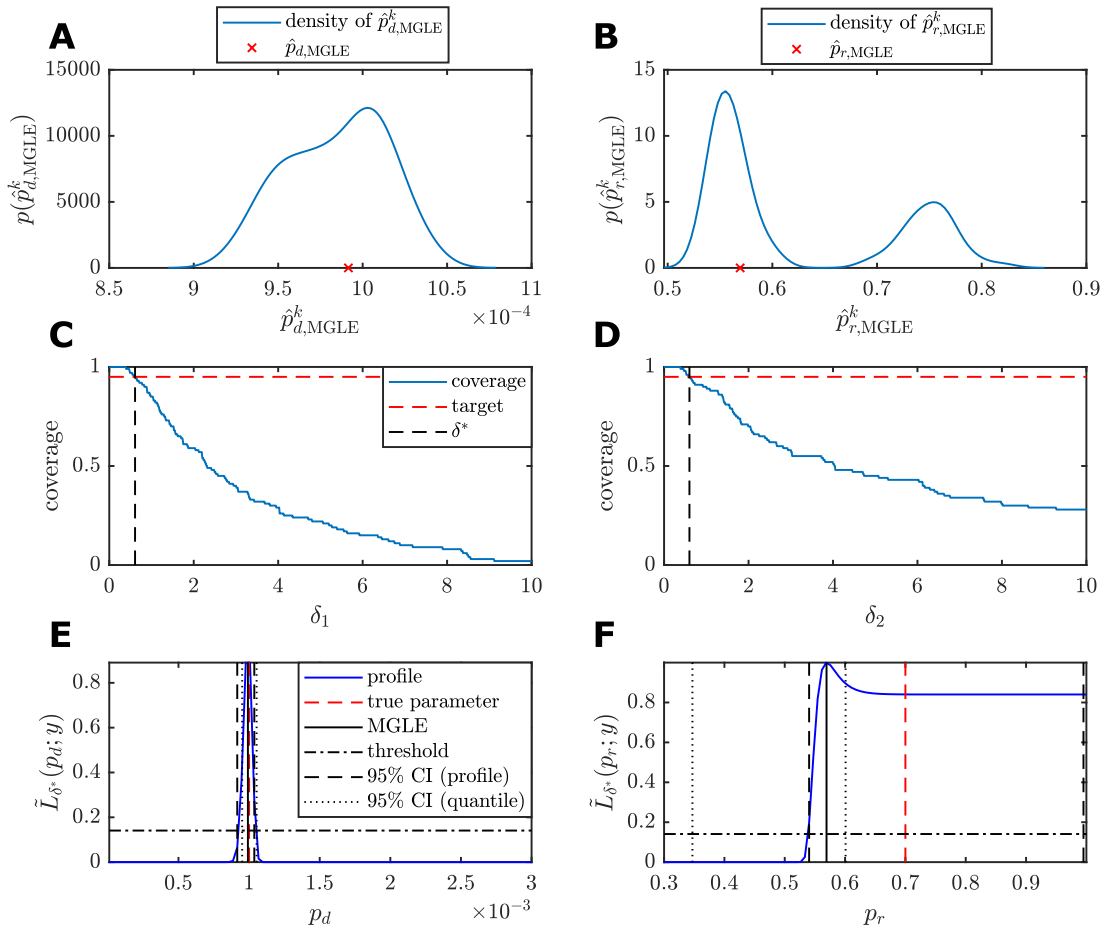


Figure 4: Results of generalised likelihood profiles and comparison with quantile-based bootstrap confidence intervals for the biased random walk case $p_r = 0.7$. Distributions of the unscaled MGLE from bootstrap datasets for (A) the death parameter and (B) the right bias parameter. (C) and (D) Calibration plot for the scale parameters targeting a coverage of 0.95. (E) and (F) Generalised likelihood profiles for each parameter with comparison between calibrated profile confidence intervals and quantile-based bootstrap confidence intervals.

leads to observations in which almost all particle removals are related to death events since few particles ever reach the absorbing boundary. This means we expect to obtain a precise estimate for the death probability p_d but parameter non-identifiability in p_r .

The results are shown in Figure 4. In Figure 4(A)–(B) the $K = 100$ bootstrap MGLEs are shown. We note that these are concentrated around the MGLE related to the observed data, however, this MGLE for p_r does not match the true parameter at $p_r = 0.7$. However, there are a few bootstrap MGLEs concentrated around the true parameter. This bi-modality is a result of the expected non-identifiability in p_r . The process of calibrating the generalised likelihood profiles is shown in Figure 4(C)–(D) with optimal choices of δ^* indicated for both parameters of interest. Finally the calibrated profiles along with the 95% CI are shown in Figure 4(E)–(F). Quantile based bootstrap confidence intervals are also indicated for comparison.

Unlike the unbiased case, confidence intervals estimated by the quantile-based bootstrap only contain p_d . Whereas our generalised likelihood profile contains both true parameters. Furthermore the practical non-identifiability of p_r is strongly highlighted using our generalised profile approach with the profile flattening out on the right portion of the domain well above the 95% CI threshold. Therefore, we conclude our method can be employed for the purposes of identifiability analysis for intractable likelihoods in the same way standard likelihood profiles are used when the likelihood is available (Raue et al., 2009).

4.2.3 Observed coverage

We also produce estimates of the observed coverage for our approach using data sets that are independent of the calibration procedure. This is done for both parameters p_d and p_r under several scenario for the true bias with $p_r \in [0.48, 0.5, 0.52]$. In each case, we achieve observed coverage that is extremely consistent with the target level of $1 - \alpha$. These results, shown in Figure 5, along with those from the CMP model, demonstrates our approach obtains good frequentist properties for a range of true parameters and model settings.

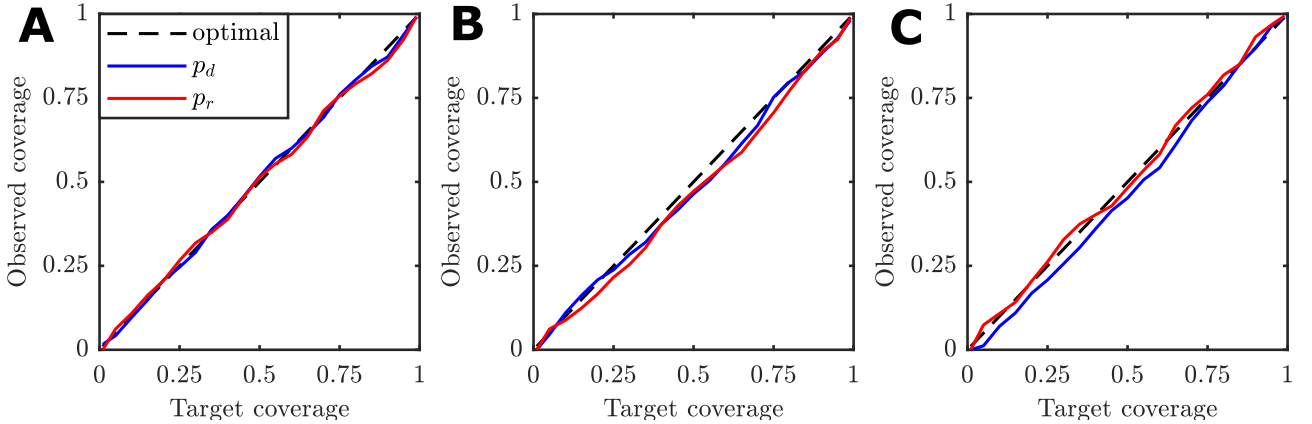


Figure 5: Coverage plots for our calibration process based on $B = 500$ independent datasets generated from the biased random walk model using the true parameters. True parameters are $p_m = 1$, $p_d = 0.001$, and (A) left movement bias $p_r = 0.48$, (B) unbiased movement $p_r = 0.5$, (C) right movement bias $p_r = 0.52$.

5 Discussion

In this work, we have developed a method for construction of profiles with similar properties of standard profile likelihood approaches, however, without the need of evaluating a likelihood function. Instead our approach is based on the concept of a generalised likelihood that requires an appropriate loss function be defined. We define this generalised likelihood with a single tuning parameter, δ , that enables the profiles built upon the generalised likelihood to be calibrated toward a target frequentist coverage. This tuning process avoids the implicit reliance on an asymptotic assumption that is usually necessary. Through simulation studies, we show our approach is well behaved and obtains accurate coverage for repeated sampling over different models, true parameter sets, and datasets. Thereby we enable the use of likelihood profiles for parameter estimation, uncertainty quantification, and identifiability analysis for stochastic models with intractable likelihoods that are ubiquitous in many fields of science.

Beyond generalised likelihood profiling, our calibration approach also has potential value for generalised Bayesian inference (Bissiri et al., 2016; Matsubara et al., 2022b). For example, once the generalised likelihood has been calibrated, $\tilde{L}_{\delta^*}(\boldsymbol{\theta}; \mathbf{y})$, this, in turn could be applied as part of a Bayesian posterior sampling. This would avoid the computationally intensive methods currently applied to obtain Bayesian credible intervals in a generalised Bayesian setting (Syring and Martin, 2019), that involves obtaining many posterior approximations. Our approach could be used as a pre-sampling conditioning of the generalised likelihood for the equivalent generalised Bayesian inference problem.

To validate our method, we test the coverage properties of our estimator for repeated bootstrap sample datasets generated with the true parameters $\boldsymbol{\theta}_{\text{true}}$. However, for very complex models this may not be sufficient, and a modified calibration procedure could be required. A

natural extension to ensure more robust calibration would be to specify a larger set of possible θ_{true} and calibrate δ^* in a minimax sense. That is, ensure the worst-case coverage is as close to the target as possible. In addition we could consider quantile regression approaches as used in the ACORE method (Dalmasso et al., 2020).

We also restricted our examples to use loss functions that lead to minimum discrepancy kernel estimators (Matsubara et al., 2022a; Oates, 2022). We show that the invariance of our estimator does not rely on this choice and applies for any loss function with a well defined minimum. It remains to be explored what asymptotic consistency or central limit theorem results could be obtained for more general loss functions. We suspect there could also be useful links made to the work surrounding the use of surrogate models with correction transformations (Bon et al., 2022; Warne et al., 2021). This is an interesting line of future research that could further inform the calibration process for practical applications.

Finally, we highlight the efficiency of our method. We only require a relatively small number of bootstrap samples to implement our calibration process, for example, $K = 100$ in all of our examples. Our approach is potentially more expensive than equivalent likelihood profiling when the likelihood is available, however, it is still substantially cheaper than the equivalent simulation-based inference approaches in the Machine Learning or Bayesian statistics literature. While these two statistical problems are not directly comparable, our calibration procedure offers a new approach for frequentist statistics without likelihoods and provides insight into potential performance gains for Bayesian inference with intractable likelihoods. Ultimately our new statistical tools open the applicability of profile-based analysis to realistic intractable stochastic models and provides a practical approach to scientific inquiry.

Acknowledgments This project was supported by the Australian Research Council (FT210100260, and DP230100025). DJW thanks Queensland University of Technology for support through the Early Career Researcher support scheme.

Data Availability Implementations of the generalised likelihood profile method and calibration are provided on GitHub at <https://github.com/davidwarne/GeneralisedLikelihoodProfiles> along with example usage scripts for the describe models in this manuscript.

Author contributions CD, MJS, and DJW designed the research. DJW, OJM, and EJC provided analytical tools. DJW, CD, MJS, and EJC provided computational tools. DJW performed the analysis. DJW, OJM, and CD analysed the results. All authors contributed to writing, revising and approving the final manuscript.

References

- Adams, M. P., Sisson, S. A., Helmstedt, K. J., Baker, C. M., Holden, M. H., Plein, M., Holloway, J., Mengersen, K. L., and McDonald-Madden, E. (2020). Informing management decisions for ecological networks, using dynamic models calibrated to noisy time-series data. *Ecology Letters*, 23(4):607–619.
- Andrieu, C., Doucet, A., and Holenstein, R. (2010). Particle Markov chain Monte Carlo methods. *Journal of the Royal Statistical Society: Series B (Statistical Methodology)*, 72(3):269–342.
- Beaumont, M. A. (2010). Approximate Bayesian computation in evolution and ecology. *Annual Review of Ecology, Evolution, and Systematics*, 41(1):379–406.

- Bellio, R., Greco, L., and Ventura, L. (2008). Modified quasi-profile likelihoods from estimating functions. *Journal of Statistical Planning and Inference*, 138(10):3059–3068.
- Bissiri, P. G., Holmes, C. C., and Walker, S. G. (2016). A general framework for updating belief distributions. *Journal of the Royal Statistical Society: Series B (Statistical Methodology)*, 78(5):1103–1130.
- Black, A. J. and McKane, A. J. (2012). Stochastic formulation of ecological models and their applications. *Trends in Ecology & Evolution*, 27(6):337–345.
- Bon, J. J., Warne, D. J., Nott, D. J., and Drovandi, C. (2022). Bayesian score calibration for approximate models. *arXiv preprint arXiv:2211.05357*.
- Box, G. E. P. (1976). Science and statistics. *Journal of the American Statistical Association*, 71(356):791–799.
- Brehmer, J. (2021). Simulation-based inference in particle physics. *Nature Reviews Physics*, 3(5):305–305.
- Browning, A. P., Warne, D. J., Burrage, K., Baker, R. E., and Simpson, M. J. (2020). Identifiability analysis for stochastic differential equation models in systems biology. *Journal of the Royal Society Interface*, 17(173):20200652.
- Byrd, R. H., Gilbert, J. C., and Nocedal, J. (2000). A trust region method based on interior point techniques for nonlinear programming. *Mathematical Programming*, 89(1):149–185.
- Carr, E. J., and Simpson, M. J. (2019). New homogenization approaches for stochastic transport through heterogeneous media. *Journal of Chemical Physics*, 150:044104.
- Casella, G. (2002). *Statistical Inference*. Thomson Learning.
- Chinazzi, M., Davis, J. T., Ajelli, M., Gioannini, C., Litvinova, M., Merler, S., y Piontti, A. P., Mu, K., Rossi, L., Sun, K., Viboud, C., Xiong, X., Yu, H., Halloran, M. E., Longini, I. M., and Vespignani, A. (2020). The effect of travel restrictions on the spread of the 2019 novel coronavirus (COVID-19) outbreak. *Science*, 368(6489):395–400.
- Contoyannis, P., Jones, A. M., and Leon-Gonzalez, R. (2004). Using simulation-based inference with panel data in health economics. *Health Economics*, 13(2):101–122.
- Conway, R. W. and Maxwell, W. L. (1962). A queuing model with state dependent service rates. *Journal of Industrial Engineering*, 12(2):132–136.
- Cox, D. R. (2006). *Principles of statistical inference*. Cambridge University Press.
- Cranmer, K., Brehmer, J., and Louppe, G. (2020). The frontier of simulation-based inference. *Proceedings of the National Academy of Sciences*, 117(48):30055–30062.
- Dalmaso, N., Izbicki, R., and Lee, A. (2020). Confidence sets and hypothesis testing in a likelihood-free inference setting. *Proceedings of the 37th International Conference on Machine Learning*, PMLR 119:2323–2334.
- Durbin, J. (1960). Estimation of parameters in time-series regression models. *Journal of the Royal Statistical Society: Series B (Methodological)*, 22(1):139–153.
- Edwards, A. (1984). *Likelihood*. Cambridge University Press Archive.

- Efron, B. (1979). Bootstrap methods: Another look at the jackknife. *The Annals of Statistics*, 7(1).
- Ellery, A. J., Simpson, M. J., McCue, S. W., and Baker, R. E. (2012). Moments of action provide insight into critical times for advection-diffusion-reaction processes. *Physical Review E*, 86:031136.
- Gelman, A., Carlin, J. B., Stern, H. S., Dunson, D. B., and Vehtari, A. (2013). *Bayesian Data Analysis*. Taylor & Francis Ltd.
- Geweke, J. F. (2000). Simulation-based Bayesian inference for economic time series. In *Simulation-based Inference in Econometrics*, pages 255–300. Cambridge University Press.
- Godambe, V. P. (1960). An optimum property of regular maximum likelihood estimation. *The Annals of Mathematical Statistics*, 31(4):1208–1211.
- Gourieroux, C., Gourieroux, M., Monfort, A., and Monfort, D. A. (1996). *Simulation-based econometric methods*. Oxford University Press.
- Hines, K. E., Middendorf, T. R., and Aldrich, R. W. (2014). Determination of parameter identifiability in nonlinear biophysical models: A Bayesian approach. *Journal of General Physiology*, 143(3):401–416.
- Huber, P. J. (1964). Robust estimation of a location parameter. *The Annals of Mathematical Statistics*, 35(1):73–101.
- Hüber, P. J. and Ronchetti, E. M. (2009). *Robust Statistics*. WILEY.
- Ionides, E. L., Breto, C., Park, J., Smith, R., and King, A. A. (2017). Monte Carlo profile confidence intervals for dynamic systems. *Journal of the Royal Society Interface*, 14(132):20170126.
- Kelly, R. P., Nott, D. J., Frazier, D. T., Warne, D. J., and Drovandi, C. (2023). Misspecification-robust sequential neural likelihood. *arxiv preprint arxiv:2301.13368*.
- Kiss, O., Grossi, M., and Roggero, A. (2023). Importance sampling for stochastic quantum simulations. *Quantum*, 7:977.
- Kleiner, A., Talwalkar, A., Sarkar, P., and Jordan, M. I. (2014). A scalable bootstrap for massive data. *Journal of the Royal Statistical Society: Series B (Statistical Methodology)*, 76(4):795–816.
- Kolb, S., Uzman, D., Leyer, I., Reineke, A., and Entling, M. H. (2020). Differential effects of semi-natural habitats and organic management on spiders in viticultural landscapes. *Agriculture, Ecosystems & Environment*, 287:106695.
- Le Cam, L. (1990). Maximum likelihood: an introduction. *International Statistical Review/Revue Internationale de Statistique*, pages 153–171.
- Lemos, P., Cranmer, M., Abidi, M., Hahn, C., Eickenberg, M., Massara, E., Yallup, D., and Ho, S. (2023). Robust simulation-based inference in cosmology with bayesian neural networks. *Machine Learning: Science and Technology*, 4(1):01LT01.
- Li, B. and McCullagh, P. (1994). Potential functions and conservative estimating functions. *The Annals of Statistics*, 22(1).

- Li, R., Pei, S., Chen, B., Song, Y., Zhang, T., Yang, W., and Shaman, J. (2020). Substantial undocumented infection facilitates the rapid dissemination of novel coronavirus (SARS-CoV-2). *Science*, 368(6490):489–493.
- Liang, K.-Y. and Zeger, S. L. (1995). Inference based on estimating functions in the presence of nuisance parameters. *Statistical Science*, 10(2).
- Lindsay, B. G. and Qu, A. (2003). Inference functions and quadratic score tests. *Statistical Science*, 18(3).
- Lynch, H. J., Thorson, J. T., and Shelton, A. O. (2014). Dealing with under- and over-dispersed count data in life history, spatial, and community ecology. *Ecology*, 95(11):3173–3180.
- Matsubara, T., Knoblauch, J., Briol, F.-X., and Oates, C. (2022a). Generalised Bayesian inference for discrete intractable likelihood. *arXiv preprint arXiv:2206.08420*.
- Matsubara, T., Knoblauch, J., Briol, F.-X., and Oates, C. J. (2022b). Robust generalised Bayesian inference for intractable likelihoods. *Journal of the Royal Statistical Society Series B: Statistical Methodology*, 84(3):997–1022.
- McCullagh, P. and Nelder, J. A. (1989). *Generalized Linear Models*. Taylor & Francis Ltd.
- McElreath, R. (2020). *Statistical Rethinking*. Taylor & Francis Ltd.
- McLeish, D. L. and Small, C. G. (1988). *The Theory and Applications of Statistical Inference Functions*. Springer New York.
- Meeker, W. Q. and Escobar, L. A. (1995). Teaching about approximate confidence regions based on maximum likelihood estimation. *The American Statistician*, 49(1):48–53.
- Murphy, R. J., Maclaren, O. J., Calabrese, A. R., Thomas, P. B., Warne, D. J., Williams, E. D., and Simpson, M. J. (2022). Computationally efficient framework for diagnosing, understanding and predicting biphasic population growth. *Journal of the Royal Society Interface*, 19(197).
- Oates, C. J. (2022). Minimum kernel discrepancy estimators. *arXiv preprint arXiv:2210.16357*.
- Owen, A. (1990). Empirical likelihood ratio confidence regions. *The Annals of Statistics*, 18(1).
- Owen, A. B. (1988). Empirical likelihood ratio confidence intervals for a single functional. *Biometrika*, 75(2):237–249.
- Pace, L. and Salvan, A. (1997). *Principles of statistical inference: from a Neo-Fisherian perspective*, volume 4. World scientific.
- Palmer, T. N. (2019). Stochastic weather and climate models. *Nature Reviews Physics*, 1(7):463–471.
- Papamakarios, G., Sterratt, D., and Murray, I. (2019). Sequential neural likelihood: Fast likelihood-free inference with autoregressive flows. In Chaudhuri, K. and Sugiyama, M., editors, *Proceedings of the Twenty-Second International Conference on Artificial Intelligence and Statistics*, volume 89 of *Proceedings of Machine Learning Research*, pages 837–848. PMLR.
- Parr, W. C. and Schucany, W. R. (1980). Minimum distance and robust estimation. *Journal of the American Statistical Association*, 75(371):616–624.

- Pawitan, Y. (2000). A reminder of the fallibility of the Wald statistic: Likelihood explanation. *The American Statistician*, 54(1):54–56.
- Pawitan, Y. (2001). *In all likelihood: statistical modelling and inference using likelihood*. Oxford University Press.
- Peleg, N., Molnar, P., Burlando, P., and Fatichi, S. (2019). Exploring stochastic climate uncertainty in space and time using a gridded hourly weather generator. *Journal of Hydrology*, 571:627–641.
- Price, L. F., Drovandi, C. C., Lee, A., and Nott, D. J. (2017). Bayesian synthetic likelihood. *Journal of Computational and Graphical Statistics*, 27(1):1–11.
- Psaros, A. F., Meng, X., Zou, Z., Guo, L., and Karniadakis, G. E. (2023). Uncertainty quantification in scientific machine learning: Methods, metrics, and comparisons. *Journal of Computational Physics*, 477:111902.
- Raue, A., Kreutz, C., Maiwald, T., Bachmann, J., Schilling, M., Klingmüller, U., and Timmer, J. (2009). Structural and practical identifiability analysis of partially observed dynamical models by exploiting the profile likelihood. *Bioinformatics*, 25(15):1923–1929.
- Roosa, K. and Chowell, G. (2019). Assessing parameter identifiability in compartmental dynamic models using a computational approach: application to infectious disease transmission models. *Theoretical Biology and Medical Modelling*, 16(1).
- Royall, R. (2017). *Statistical evidence: a likelihood paradigm*. Routledge.
- Sellers, K. F. and Shmueli, G. (2010). A flexible regression model for count data. *The Annals of Applied Statistics*, 4(2).
- Severini, T. A. (2000). *Likelihood methods in statistics*. Oxford University Press.
- Shapiro, A. (2000). On the asymptotics of constrained local M -estimators. *The Annals of Statistics*, 28(3).
- Shoemaker, L. G., Sullivan, L. L., Donohue, I., Cabral, J. S., Williams, R. J., Mayfield, M. M., Chase, J. M., Chu, C., Harpole, W. S., Huth, A., HilleRisLambers, J., James, A. R. M., Kraft, N. J. B., May, F., Muthukrishnan, R., Satterlee, S., Taubert, F., Wang, X., Wiegand, T., Yang, Q., and Abbott, K. C. (2019). Integrating the underlying structure of stochasticity into community ecology. *Ecology*, 101(2).
- Simpson, M. J., Baker, R. E., Buenzli, P. R., Nicholson, R., and Maclaren, O. J. (2022). Reliable and efficient parameter estimation using approximate continuum limit descriptions of stochastic models. *Journal of Theoretical Biology*, 549:111201.
- Simpson, M. J., Baker, R. E., Vittadello, S. T., and Maclaren, O. J. (2020). Practical parameter identifiability for spatio-temporal models of cell invasion. *Journal of the Royal Society Interface*, 17(164):20200055.
- Simpson, M. J., Browning, A. P., Drovandi, C., Carr, E. J., Maclaren, O. J., and Baker, R. E. (2021). Profile likelihood analysis for a stochastic model of diffusion in heterogeneous media. *Proceedings of the Royal Society A: Mathematical, Physical and Engineering Sciences*, 477(2250):20210214.
- Sisson, S. A., Fan, Y., and Beaumont, M. (2018). *Handbook of Approximate Bayesian Computation*. Taylor & Francis Ltd.

- Sprott, D. A. (2008). *Statistical inference in science*. Springer Science & Business Media.
- Syring, N. and Martin, R. (2019). Calibrating general posterior credible regions. *Biometrika*, 106(2):479–486.
- Székely, T. and Burrage, K. (2014). Stochastic simulation in systems biology. *Computational and Structural Biotechnology Journal*, 12(20-21):14–25.
- Vasylykivska, V., Dilmore, R., Lackey, G., Zhang, Y., King, S., Bacon, D., Chen, B., Mansoor, K., and Harp, D. (2021). NRAP-open-IAM: A flexible open-source integrated-assessment-model for geologic carbon storage risk assessment and management. *Environmental Modelling & Software*, 143:105114.
- Volodina, V. and Challenor, P. (2021). The importance of uncertainty quantification in model reproducibility. *Philosophical Transactions of the Royal Society A: Mathematical, Physical and Engineering Sciences*, 379(2197).
- Wang, Y., Chung, E., and Fu, S. (2022). A local–global multiscale method for highly heterogeneous stochastic groundwater flow problems. *Computer Methods in Applied Mechanics and Engineering*, 392:114688.
- Wald, A. (1939). Contributions to the theory of statistical estimation and testing hypotheses. *The Annals of Mathematical Statistics*, 10(4):299–326.
- Warne, D. J., Baker, R. E., and Simpson, M. J. (2020a). A practical guide to pseudo-marginal methods for computational inference in systems biology. *Journal of theoretical Biology*, 496:110255.
- Warne, D. J., Baker, R. E., and Simpson, M. J. (2021). Rapid Bayesian inference for expensive stochastic models. *Journal of Computational and Graphical Statistics*, 31(2):512–528.
- Wasserman, L. (2014). *All of Statistics A Concise Course in Statistical Inference*. Springer New York.
- Wedderburn, R. W. M. (1974). Quasi-likelihood functions, generalized linear models, and the gauss—newton method. *Biometrika*, 61(3):439–447.
- Wilkinson, D. J. (2018). *Stochastic Modelling for Systems Biology, Third Edition*. Chapman and Hall/CRC.
- Winker, P., Gilli, M., and Jeleskovic, V. (2007). An objective function for simulation based inference on exchange rate data. *Journal of Economic Interaction and Coordination*, 2(2):125–145.
- Wolfowitz, J. (1957). The minimum distance method. *The Annals of Mathematical Statistics*, 28(1):75–88.
- Wu, G., Holan, S. H., and Wikle, C. K. (2013). Hierarchical Bayesian spatio-temporal Conway–Maxwell Poisson models with dynamic dispersion. *Journal of Agricultural, Biological, and Environmental Statistics*, 18(3):335–356.
- Xu, J., Scealy, J. L., Wood, A. T. A., and Zou, T. (2022). Generalized score matching for regression.

Zhao, X., Mao, Y., Cheng, C., and Wandelt, B. D. (2022). Simulation-based inference of reionization parameters from 3d tomographic 21 cm light-cone images. *The Astrophysical Journal*, 926(2):151.

Zehna, P. W. (1966). Invariance of maximum likelihood estimators. *Annals of Mathematical Statistics*, 37:744.