

# Improved Privacy-Preserving PCA Using Optimized Homomorphic Matrix Multiplication

Xirong Ma<sup>1</sup>, Chuan Ma<sup>2</sup>, Yali Jiang<sup>1\*</sup>, and Chunpeng Ge<sup>1,3</sup>

<sup>1</sup> School of Software, Shandong University

<sup>2</sup> Zhejiang Lab

<sup>3</sup> Joint SDU-NTU Centre for Artificial Intelligence Research (C-FAIR)

**Abstract.** Principal Component Analysis (PCA) is a pivotal technique widely utilized in the realms of machine learning and data analysis. It aims to reduce the dimensionality of a dataset while minimizing the loss of information. In recent years, there have been endeavors to utilize homomorphic encryption in privacy-preserving PCA algorithms for secure cloud computing. These approaches commonly employ a PCA routine known as PowerMethod, which takes the covariance matrix as input and generates an approximate eigenvector corresponding to the primary component of the dataset. However, their performance is constrained by the absence of an efficient homomorphic covariance matrix computation circuit and an accurate homomorphic vector normalization strategy in the PowerMethod algorithm. In this study, we propose a novel approach to privacy-preserving PCA that addresses these limitations, resulting in superior efficiency, accuracy, and scalability compared to previous approaches.

We attain such efficiency and precision through the following contributions: (i) We implement space and speed optimization techniques for a homomorphic matrix multiplication method, specifically tailored for parallel computing scenarios. (ii) Leveraging the benefits of this optimized matrix multiplication, we devise an efficient homomorphic circuit for computing the covariance matrix homomorphically. (iii) Utilizing the covariance matrix, we develop a novel and efficient homomorphic circuit for the PowerMethod that incorporates a universal homomorphic vector normalization strategy to enhance both its accuracy and practicality.

Our privacy-preserving PCA scheme, implemented using our innovative homomorphic PowerMethod circuit, surpasses state-of-the-art approaches with an average speedup of 1.9 times on datasets with size  $256 \times 256$ , along with an average improvement in R2 accuracy of 0.195. Notably, our scheme demonstrates an even more remarkable estimated speedup of 25 times when applied to larger datasets with size  $60000 \times 256$ , showcasing scalability that has not been reported by previous approaches.

**Keywords:** Privacy-preserving PCA · CKKS · Homomorphic matrix multiplication · Cloud computing · Machine Learning as a service

## 1 Introduction

Principal Component Analysis (PCA) [Hot33], [Pea01] is a widely employed dimensionality reduction technique. It maps high-dimensional data to a lower-dimensional space, preserving the most essential features while minimizing redundant information and noise. Specifically, PCA transforms the original data into a set of new orthogonal variables called principal components, representing the directions of maximum variance in the original data. PCA is widely adopted in data analysis and machine learning, including data preprocessing, feature extraction, data compression, and visualization. It helps us understand the relationships within a dataset and provides a simpler and more manageable representation.

Due to the significance and versatility of PCA, it is leveraged as one of the supported technologies in cloud computing services, enabling users to perform enhanced data analysis leveraging the computational power of the cloud. However, concerns regarding the trustworthiness of cloud storage hinder users from directly performing analysis and processing of sensitive data in the cloud. Instead, it is needed to incorporate privacy protection measures into their data before outsourcing it to mitigate the risk of potential attacks from an untrusted cloud environment. Specifically, users and cloud servers can negotiate and employ privacy-preserving algorithm routines to process sensitive data in the cloud

---

\* Corresponding author: Yali Jiang

while ensuring privacy. Therefore, the proposition of a practical and efficient privacy-preserving PCA technique would greatly benefit users by enabling them to perform PCA on sensitive data in the cloud.

One possible approach for implementing such a privacy-preserving PCA technique involves utilizing homomorphic encryption. Homomorphic encryption is an important privacy-preserving technique that allows computations to be performed on encrypted data without decryption. This technology serves to safeguard data privacy while preserving data usability, rendering it extensively employed in domains such as cloud computing and cross-domain computation. Over the past fifteen years, a class of homomorphic schemes based on the Ring Learning With Errors (R-LWE) problem [LPR10] has rapidly developed (e.g., but not limited to [BGV14], [FV12], [CKKS17], [CHK<sup>+</sup>19]). These schemes naturally possess SIMD properties and support homomorphic addition and multiplication operations. As a result, a plethora of privacy-preserving data analysis algorithms based on these schemes have emerged, including privacy-preserving PCA schemes tailored for cloud service scenarios [LKS16], [RMY18], [Pan21]. These existing homomorphic encryption-based privacy-preserving PCA methods utilized an iterative algorithm known as PowerMethod to compute the dominant eigenvector of the covariance matrix of the dataset, which corresponds to the first principal component. This algorithm selects an initial approximation of the dominant eigenvector and continually applies the covariance matrix transformation to refine its approximation (see Algorithm 1 for detail). There are two major limitations among the homomorphic PowerMethod algorithms in the previous approaches.

Firstly, these approaches lack the capability to compute the covariance matrix homomorphically. The PowerMethod necessitates the input of the dataset covariance matrix, but to our knowledge, previous schemes have not offered a homomorphic solution for computing this matrix. Instead, they resort to alternative methods. Some require users to compute the covariance matrix locally which burdens the users with additional computational tasks and deviates from the original intent of cloud services [RMY18]. Others decompose the covariance matrix transformation within the PowerMethod into dataset matrix transformations to avoid explicit involvement of the covariance matrix but introduce extra computational complexity [Pan21].

Secondly, there is a potential loss of accuracy due to the absence of a universal vector normalization strategy. In each iteration of PowerMethod, normalization is required to control the length of the vector. In the homomorphic context, iterative algorithms are typically used to approximate the inverse square root function for normalization. The accuracy of these algorithms heavily relies on the selection of parameters such as the evaluation interval and the number of iterations. To our knowledge, no prior research has presented a universal strategy to determine these parameter settings in the realm of homomorphic PowerMethod algorithms. Consequently, existing homomorphic PowerMethod algorithms may potentially suffer from inaccuracy due to this inherent limitation.

## 1.1 Our Contributions

We propose an efficient privacy-preserving PCA algorithm that overcomes the obstacles above. To achieve this, we make the following contributions.

**Homomorphic Covariance Matrix Computation with Optimized Matrix Multiplication (Section 4,5):** We enhance the efficiency of a cutting-edge homomorphic matrix multiplication algorithm, both in terms of time and space, to render it more apt for parallel computing scenarios. Subsequently, we employ it as a fundamental element to design a proficient algorithm for homomorphic covariance matrix computation, which harnesses the parallel computation capabilities of multiple matrix multiplication instances.

**Privacy-preserving PCA using Homomorphic PowerMethod (Section 6):** PowerMethod consists of two main components: covariance matrix transformation and vector normalization. We first design an efficient homomorphic circuit for covariance matrix transformation. Next, we employ an iterative algorithm approximating the inverse square root (InvSRT) function to perform the vector normalization and propose a systematic approach to parameterize the iterative algorithm. Finally, we present the process of performing privacy-preserving PCA utilizing our homomorphic PowerMethod circuit.

**Implementation (Section 7)** We compare our proposed solution with existing approaches, highlighting that our algorithm outperforms previous methods in terms of computational efficiency, precision, and scalability.

## 2 Related Work

### 2.1 Privacy-preserving PCA in cloud computing scenario

The initial attempts at performing PCA on an RLWE-based homomorphic encryption scheme are made by Lu *et al.* and Rathee *et al.* [LKS16], [RMY18]. They propose using an iterative algorithm called PowerMethod to compute principal components in a homomorphic encryption setting. The PowerMethod iteratively computes  $\mathbf{v} \leftarrow \text{Cov} \cdot \mathbf{v}$ , and it can be proven that  $\mathbf{v}$  converges to the dominant eigenvector of the covariance matrix Cov after a finite number of steps, where the dominant eigenvector is equivalent to a principal component. However, they find the homomorphic computation of the covariance matrix to be inefficient for arbitrary sample sizes. Therefore, their scheme requires the client (of cloud service) to compute and send the encryption of  $\sum \mathbf{x}_i^T \mathbf{x}_i$  (where  $\mathbf{x}_i$  represents the row vector form of the samples in the dataset  $X$ ), which not only causes the computational burden on the user but also becomes trivial because PowerMethod is no harder than computing  $\sum \mathbf{x}_i^T \mathbf{x}_i$  in plaintext space. Furthermore, their PCA schemes cannot normalize the approximate eigenvector  $\mathbf{v}$  during the iterations of PowerMethod, and the length of the approximate eigenvector is prone to overflow since the homomorphic encryption they used only supports homomorphic operations on modular integers [BGV14].

Subsequently, A work by Panda [Pan21] migrates the PowerMethod to another RLWE-based homomorphic encryption scheme known as CKKS that supports approximate computation on complex numbers [CKKS17]. The CKKS scheme enables them to perform vector normalization using an iterative algorithm of the inverse square-root function. However, their work provides only one possible implementation of the iterative algorithm without demonstrating how to choose its evaluation interval and the number of iterations. As a result, their solution lacks both accuracy and practicality. Furthermore, The PowerMethod in their work is done by iteratively computing  $\mathbf{v} \leftarrow 1/N \cdot X^T (X \mathbf{v})$  (where  $X$  is the centered dataset), rather than directly computing the covariance matrix transformation. This makes the complexity of the PowerMethod dependent on the size of the dataset rather than the size of the covariance matrix, which is inefficient for datasets with a large number of samples.

### 2.2 Homomorphic Encryption Matrix Multiplication

Numerous approaches are proposed on how to construct secure matrix multiplication algorithms using homomorphic encryption schemes based on the RLWE problem [DMY16], [MRDY21], [RMY18], [JKLS18], [WH19]. Among them, the work by Jiang *et al.* [JKLS18] introduces a scheme for secure real number matrix multiplication based on the CKKS scheme. To the best of our knowledge, it remains the state-of-the-art RLWE homomorphic encryption-based approach for real number matrix multiplication. In a recent study by Jang *et al.* [JLK<sup>+</sup>22], they further improve this scheme by migrating it to a variant of CKKS based on the multivariate polynomial learning with errors (m-RLWE) problem.

Nevertheless, few have systematically discussed the performance of homomorphic matrix multiplication within parallel computation scenarios. We believe that delving into this matter is of utmost importance, as parallel computation plays a pivotal role in expediting extensive matrix operations that involve multiple ciphertexts. Efficiently executing multiple instances of homomorphic matrix multiplication in parallel is instrumental in accelerating large-scale computations, warranting a thorough exploration of this aspect.

## 3 Preliminaries

### 3.1 General Notation

We use italic letters, such as  $a$ , to represent polynomial elements or numbers. We use bold letters, such as  $\mathbf{a}$ , to represent vectors, and uppercase letters, such as  $A$ , to represent matrices. The symbols  $\oplus$  and  $\odot$  denote elementwise addition and multiplication. The notation  $\rho(\mathbf{a}; k)$  represents the result of cyclically left-shifting (or rotating) the components of vector  $\mathbf{a}$  by  $k$  positions. Additionally, we use  $(\mathbb{Z}/q\mathbb{Z}, +)$  to represent a modulo  $q$  additive group, where we use two sets of integers:  $(-q/2, q/2]$  and  $[0, q - 1]$  to refer to two different representations of the residue class. We define  $[a]_q$  as the result of reducing  $a$  modulo  $q$  that falls into  $(-q/2, q/2]$ , and  $a \bmod q$  as the result falling into  $[0, q - 1]$ .

### 3.2 Homomorphic Encryption for Arithmetic of Approximate Numbers

Homomorphic encryption is a cutting-edge field in cryptography and serves as a powerful component for privacy-preserving computations. The CKKS scheme we mentioned earlier is a homomorphic encryption scheme supporting approximate arithmetic on complex vector space. It provides an encoding method to store up to  $N/2$  floating point values in plaintext or ciphertext, which are represented by polynomials in the domain  $R_{Q_L} = \mathbb{Z}_{Q_L}[X]/(X^N + 1)$ , where  $Q_L = \prod_0^L q_i$ , and  $N$  is a power of 2. Operations over the domain are performed simultaneously on all encoded values, known as SIMD processing. The security of CKKS is based on the RLWE problem, so some noise is introduced into the encrypted values. We briefly introduce the operations provided by CKKS in the following.

- $s \leftarrow \text{SecKeyGen}(\cdot)$  generates the secret key  $s$
- $pk, swks \leftarrow \text{PubKeyGen}(s)$  generates public key  $pk$  and a series of switching keys  $swks = \{swk_{s_i, s_j}\}$  where  $swk_{s_i, s_j}$  helps switch the secret inside a ciphertext from  $s_j$  to  $s_i$ . Notice that switching keys can be quite large in size. Typically, a group of switching keys together can occupy a space ranging from tens of megabytes to several gigabytes or even more.
- $ct(m) \in R_{Q_L}^2 \leftarrow \text{Enc}(pk, m)$  encryptes a plaintext vector  $p$ .
- $m' \leftarrow \text{Dec}(sk, ct(m))$  decrypts the ciphertext  $ct(m)$  and output  $m' \approx m$
- $ct(m_1 + m_2) \leftarrow \text{Add}(ct(m_1), ct(m_2))$  performs addition of the encrypted vectors.
- $ct(m_1 \odot m_2) \leftarrow \text{PMult}(ct(m_1), m_2)$  performs elementwise multiplication between encrypted vector  $ct(m_1)$  and plaintext vector  $m_2$ . Rescaling is needed to control the noise growth in the result.
- $ct(m_1 \odot m_2) \leftarrow \text{Mult}(ct(m_1), ct(m_2))$  performs elementwise multiplication between encrypted vectors. Rescaling and relinearization operations are required to control the size and noise growth of the result.
- $ct(\rho(m, k)) \leftarrow \text{Rot}(ct(m), rtk_k)$  performs cyclic rotation of step  $k$  on the encrypted vector, where  $rtk_k$  is an instance of switching key  $swk_{s^k, s}$  and  $s$  is the secret inside the encrypted vector.

Notably, for a given set of modulus products  $Q_L$ , the homomorphic operations are limited to a multiplication depth of at most  $L$  because rescaling consumes the modulus level of ciphertexts ( any ciphertext in  $R_{Q_l}^2$  is at the  $l$ -th modulus level, and rescaling brings the ciphertext to a lower level  $R_{Q_{l-1}}^2$ ). Once the modulus level of a ciphertext reaches 0, it can no longer participate in homomorphic multiplication operations. To perform operations with a greater multiplication depth, we need to conduct an operation called modulus refresh which raises the modulus level of the ciphertext. The modulus refresh can be achieved either by decrypting and re-encrypting the ciphertexts or by applying the bootstrapping function to the ciphertexts.

We build our privacy-preserving PCA scheme upon a full Residue Number System (RNS) variant of the CKKS scheme [CHK+19] implemented in the Lattigo library [lat22]. This variant allows efficient polynomial multiplication by representing polynomials in both the RNS and NTT (Number Theoretic Transform) domains. We refer to Appendix A for more details of the full-RNS CKKS scheme.

### 3.3 Homomorphic Matrix Operation

Our optimization for the homomorphic matrix multiplication is derived from the scheme proposed by Jiang *et al.* [JKLS18] for the CKKS scheme. They utilize a homomorphic linear transformation technique to build up the homomorphic matrix multiplication. We will introduce both of these techniques in the following.

**Homomorphic Linear Transformation** Halevi *et al.* first propose an approach to achieve linear transformations in the context of homomorphic encryption [HS14]. They pointed out that any linear transformation  $U\mathbf{m}$  can be represented as:

$$U \cdot \mathbf{m} = \sum_{0 \leq \ell < n} (\mathbf{u}_\ell \odot \rho(\mathbf{m}; \ell)), \quad (1)$$

where  $\mathbf{u}_\ell$  represents the  $\ell$ -th diagonal vector of  $U$ :  $\mathbf{u}_\ell = (U_{0,\ell}, U_{1,\ell+1}, \dots, U_{n-1, (\ell+n-1) \bmod n})$ . By associating  $\mathbf{m}$  with the ciphertext and  $U$  with the plaintext matrix in (1), we can effectuate a homomorphic linear transformation  $U\mathbf{m}$  through  $n$  ciphertext rotations,  $n$  plaintext multiplication, and

$n - 1$  ciphertext additions. An algorithm known as Baby Step Giant Step (BSGS) can be employed to minimize the number of rotation operations involved [HS18]: if there exists an arithmetic progression  $\{s_k = a \cdot k \mid -d < k < d, d = d_1 d_2\}$  such that all indices  $\ell$  corresponding to non-zero diagonal vectors in  $U$  belong to this arithmetic progression, then Equation (1) can be reformulated as follows:

$$\begin{aligned} U\mathbf{m} &= \sum_{-d_2 < i < d_2, 0 \leq j < d_1} (\mathbf{u}_{a \cdot (d_1 \cdot i + j)} \odot \rho(\mathbf{m}; a \cdot (d_1 \cdot i + j))) \\ &= \sum_{-d_2 < i < d_2} \rho \left( \sum_{0 \leq j < d_1} (\rho(\mathbf{u}_{a \cdot (d_1 \cdot i + j)}; -a \cdot d_1 \cdot i) \odot \rho(\mathbf{m}; a \cdot j)); a \cdot d_1 \cdot i \right). \end{aligned} \quad (2)$$

Further optimization can be achieved by analyzing the rotation operations. Halevi *et al.* introduce a ciphertext rotation optimization technique called *hoisting* which reconstructs the internal operations for rotating a ciphertext  $c = (c_0, c_1) \in R_{Q_l}^2$  by  $k$  steps in the following sequence. (i) **Decompose**: Decompose  $c_1$  into a vector  $\mathbf{c}$  based on the decomposition base  $\mathbf{b}$  of the rotation key  $rtk_k$ . (ii) **Permute**: Perform automorphism  $\phi_k : X \rightarrow X^{5^k} \pmod{X^N + 1}$  on each component of  $\mathbf{c}$ . (iii) **MultSum**: Perform the inner product  $(c'_0, c'_1) \leftarrow \langle \mathbf{c}, rtk_k \rangle$ , resulting in a *hoisted* ciphertext in  $R_{Q_l P}^2$ . (iv) **ModDown**: Reduce the modulus of the hoisted ciphertext to bring it back to  $R_{Q_l}^2$ . Here, **Decompose** and **ModDown** involve NTT and CRT basis extensions, which dominate the computational complexity of the rotation operation. The rotation key is only involved in the **MultSum**. Therefore, multiple rotations performed on the same ciphertext can share the result of **Decompose**(ct) when all the corresponding rotation keys are available.

Bossuat *et al.* apply the hoisting idea to the BSGS-optimized linear transformation algorithm [BMTPH21]. They apply the hoisting technique to the rotations  $\rho(\mathbf{m}; a \cdot j), 0 \leq j < d_1$  in Equation (2) but do not perform the final step of the rotation, **ModDown**, immediately. Instead, they multiply the intermediate hoisted ciphertexts with the corresponding pre-rotated diagonal vectors  $\rho(\mathbf{u}_{a \cdot (d_1 \cdot i + j)}; -a \cdot d_1 \cdot i)$  and aggregate the products in  $R_{P Q_l}^2$ . **ModDown** is finally applied to the aggregated result. This optimization method is referred to as the *double-hoisting* technique. It reduces the computational complexity of the BSGS-optimized linear transformation from  $(d_2 + d_1) \cdot (\mathbf{MultSum} + \mathbf{ModDown} + \mathbf{Decompose} + \mathbf{Permute})$  to  $(d_2 + d_1) \cdot (\mathbf{MultSum} + \mathbf{Permute}) + (d_2 + 1) \cdot (\mathbf{Decompose} + \mathbf{ModDown})$ .

In the subsequent discussion, we assume that all the rotation keys required for performing any homomorphic encryption linear transformation are loaded into memory prior to the computation. This is the current implementation strategy in the Lattigo library. Although it is theoretically possible to load a key into memory only when it is needed for computation and release it soon afterward to control a smaller memory footprint for keys, we do not recommend this practice. Because it may incur additional time for disk read/write operations and disrupt the compactness of the storage structure. Especially, it will significantly slow down the speed of consecutive linear transformation computation.

**Homomorphic Matrix Multiplication by Jiang *et al.*** Jiang *et al.* proposed a homomorphic matrix multiplication approach based on the aforementioned linear transformation algorithm and its BSGS optimization [JKLS18]. A square matrix  $A$  of size  $n \times n$  can be encoded as a vector  $\mathbf{a}$  with  $n^2$  components using the row ordering encoding. Considering the multiplication of matrices  $A$  and  $B$ , Jiang *et al.* first encode  $A, B$  into vectors  $\mathbf{a}, \mathbf{b}$  with row ordering, then compute the following equation:

$$\mathbf{c} = \sum_{k=0}^{n-1} (C^k Z \mathbf{a}) \odot (R^k T \mathbf{b}), \quad (3)$$

where  $C, Z, R$ , and  $T$  are specific permutation matrices, and the  $\mathbf{c}$  is the encoding vector of the matrix  $AB$ . They also design another permutation matrix transformation  $G$  for matrix transposition:  $\mathbf{a}' = G\mathbf{a}$ , such that  $\mathbf{a}'$  represents the transpose  $A^T$  of the matrix  $A$  represented by  $\mathbf{a}$ . The BSGS algorithm is employed for the transformations  $Z, T$  and  $G$  to greatly enhance efficiency. However, Jiang *et al.* treat BSGS as a black-box operation without considering internal optimization by hoisting techniques.

### 3.4 Principal Component Analysis using PowerMethod

Principal Component Analysis (PCA) is frequently employed for the dimensionality reduction of a dataset. Its fundamental concept involves identifying orthogonal axes that maximize the variance of



the dataset projected onto these axes, which are referred to as principal components. Finding the top  $k$  principal components is equivalent to determining the  $k$  largest eigenvectors of the covariance matrix of the dataset.

The covariance matrix  $\Sigma$  of the dataset  $X$  is given by  $\Sigma = \frac{1}{N}X^T X - \mu\mu^T$ , where  $\mu^T = \frac{1}{N} \sum_{i=0}^{N-1} \mathbf{x}_i^T$ . The PowerMethod is an approximate algorithm for computing the dominant eigenvector of the covariance matrix (see Algorithm 1). It accepts a covariance matrix and its initial approximation of the dominant eigenvector and continuously applies the covariance matrix transformation to the approximate eigenvector to make it more and more accurate. The overflow should be prevented by normalizing the approximate vector after each matrix transformation. The EigenShift algorithm is used to shift the covariance matrix in terms of eigenvectors (see Algorithm 2). It takes the covariance matrix and the top  $k$  eigenvectors as inputs and outputs the  $k$ -shifted covariance matrix, where the  $(k + 1)$ -th dominant eigenvector of the original covariance matrix becomes the 1-th dominant eigenvector of the shifted one. By combining the PowerMethod and the EigenShift, we can compute the top principal components of the dataset.

---

#### Algorithm 1 PowerMethod

---

**Input:**  $\Sigma$ : covariance matrix of the dataset;  $l_P$ : number of iterations.

**Output:**  $\mathbf{u}_1, \lambda_1$ : dominant eigen-vector of  $\Sigma$  and its eigen-value

```

1: Choose a random vector  $\mathbf{v}^{(0)}$  of size  $d$ 
2: for  $i = 1$  to  $l_P$  do
3:    $\mathbf{v}^{(i)} \leftarrow \Sigma \mathbf{v}^{(i-1)}$ 
4:    $\mathbf{v}^{(i)} \leftarrow \mathbf{v}^{(i)} / \|\mathbf{v}^{(i)}\|$ 
5: end for
6: return  $\mathbf{u}_1 = \mathbf{v}^{(l_P)}$  and  $\lambda_1 = \|\mathbf{v}^{(l_P)}\| / \|\mathbf{v}^{(l_P-1)}\|$ 

```

---



---

#### Algorithm 2 EigenShift

---

**Input:**  $\Sigma$ : covariance matrix of the dataset;  $\{\mathbf{u}_i, \lambda_i\}$ : the  $i$ -th dominant eigenvector of  $\Sigma$  and its eigenvalue.

**Output:**  $\Sigma_k$ :  $k$ -shifted covariance matrix of  $X$

```

1: for  $i = 1$  to  $k - 1$  do
2:    $\Sigma_{i+1} = \Sigma_i - \lambda_i \mathbf{u}_i \mathbf{u}_i^T$ 
3: end for
4: return  $\Sigma_k$ 

```

---

### 3.5 Iterative algorithm of inverse square root function

The inverse square-root (InvSRT) function is used to perform vector normalization in the PowerMethod algorithm. One feasible approach to evaluate InvSRT homomorphically is to use iterative algorithms such as Newton's Method (see Algorithm 3). These methods take the point  $x$  for evaluation and an appropriate initial approximation of  $\frac{1}{\sqrt{x}}$  as input and output a more accurate result after a finite number of iterations. We will use the term iterative InvSRT algorithm to refer to these methods in subsequent discussions. Providing a closer initial approximation for the iterative InvSRT algorithm can result in better convergence speed. Prior researches propose employing piecewise functions, Taylor expansions, and rational polynomials as functions to compute the initial approximation of the iterative InvSRT [Pan22],[QX].

## 4 Optimized Homomorphic Matrix Multiplication

In this section, we improve the homomorphic matrix multiplication proposed by Jinag *et al.* to better serve our covariance matrix computation. Specifically, we first optimize the matrix multiplication with hoisting techniques to reduce its computation complexity (Section 4.1). Then, we analyze the space complexity of the hoisting-optimized matrix multiplication in parallel computation scenarios, during

**Algorithm 3** Newton’s Method

---

**Input:**  $x_0$ : target evaluation point of inverse square-root function;  $y_0$ : initial approximation of  $\frac{1}{\sqrt{x_0}}$

**Output:**  $y_d$ : more precise approximation of  $\frac{1}{\sqrt{x_0}}$

- 1: **for**  $i = 1$  to  $d$  **do**
- 2:    $y_i \leftarrow \frac{1}{2}y_{i-1}(3 - x_0y_{i-1}^2)$
- 3: **end for**
- 4: return  $y_d$

---

which we observe a problem that the large number of rotation keys required may occupy the memory and limit the performance of parallel computation (Section 4.1). To address this problem, we introduce techniques to reduce these rotation keys (Section 4.2).

#### 4.1 Homomorphic Matrix Multiplication Equipped with Hoisting Techniques

**Applying Hoisting Techniques to Linear Transformation Components** The hoisting techniques can be applied to the following linear transformations involved in the  $n \times n$  matrix multiplication:  $Z, T, \{C^k, R^k | 1 \leq k < n\}$  (recall Equation 3). We initially focus on  $Z$  and  $T$ .  $Z$  comprises  $2n - 1$  non-zero diagonal vectors with indices ranging from  $-n + 1$  to  $n - 1$ . On the other hand,  $T$  consists of only  $n$  non-zero diagonal vectors, with indices  $k \cdot n$  for  $0 \leq k < n$ . Both  $Z$  and  $T$  exhibit a well-behaved arithmetic progression in the indices of their non-zero diagonal vectors. This property enables the BSGS algorithm to reduce the number of rotations from  $O(n)$  to  $O(n_1 + n_2)$ , where  $n_1, n_2$  denotes the inner and outer loop count. The double-hoisting technique can be naturally applied to the BSGS version of  $Z$  and  $T$ , further reducing their rotation complexity.

The transformation  $C^k$  has only two non-zero diagonal vectors:  $k$  and  $k - n$ , while  $R^k$  has only one non-zero diagonal vector:  $n \cdot k$ , for  $1 \leq k < n$ . There is no need to apply BSGS optimization on these transformations due to the scarcity of their non-zero diagonals. Nonetheless, we can still enhance their efficiency using the hoisting technique. We observe that the rotation steps in the inner loop of  $Z$  form a subsequence of the non-zero diagonal indices in the transformation set  $\{C^k | 0 \leq k < n\}$ . Similarly, rotation steps used for the inner loop of  $T$  form a subsequence of the non-zero diagonal indices in the set  $\{R^k | 0 \leq k < n\}$ . This observation implies that the rotation keys of the double-hoisting  $Z$  and  $T$  are basically sufficient to perform the transformations  $\{C^k, R^k | 0 \leq k < n\}$  with the hoisting technique (column shifting transformations require an extra rotation step  $-n$  to perform rotations of steps  $k - n, k = 1, 2, \dots, n - 1$ ). In particular, we can achieve further optimization by emulating the strategy used in the double-hoisting technique for the transformations  $C^k$ . Deferring the final **ModDown** operations in the rotations associated with the two non-zero diagonal vectors, we multiply the two hoisted ciphertexts with the corresponding plaintext diagonal vectors in  $R_{Q,P}$  and aggregate the results. **ModDown** is then applied to the aggregated value.

We compared the ciphertext rotation complexity of various linear transformations in homomorphic matrix multiplication before and after applying the aforementioned hoisting technique (see Table 1). We can observe that the number of operations **Decompose** and **ModDown** is significantly decreased by the hoisting techniques. However, the minimal number of rotation keys required is increased by the inner loop counts of  $Z$  and  $T$ . The increment of the rotation keys may cause memory limitation in a scenario where multiple matrix multiplication instances are desired to run in parallel. We will discuss this problem in the next subsection.

**Parallelizability and Space Complexity Analysis** The matrix multiplication proposed by Jiang *et al.* exhibits parallelizability. Considering Equation 3, we can perform transformation sets  $\{C^k Z \mathbf{a} | 0 \leq k < n\}$  and  $\{R^k T \mathbf{b} | 0 \leq k < n\}$  in parallel with two threads. This idea can be extended to a *one-to-many* scenario where matrix  $X$  is multiplied with multiple matrices  $\{Y_i | i = 1, 2, \dots, d\}$ . We can precompute and store  $\{C^k Z \mathbf{x} | k = 0, \dots, n\}$  (or  $\{R^k T \mathbf{x} | k = 0, \dots, n\}$ ), and perform the remaining steps of Equation 3 in parallel for each  $Y_i$  with  $d$  threads. This approach saves the time required for  $d - 1$  computations of  $\{C^k Z \mathbf{x}\}$  (or  $\{R^k T \mathbf{x}\}$ ). We can further consider multiple parallel one-to-many computations, which can save more time when  $Y_i | i = 1, 2, \dots, d$  also need to be repeatedly involved in calculations with a set of  $X_i | i = 1, 2, \dots, d$ .

However, we concern that sufficient space for the aforementioned parallel computation of matrix multiplication cannot be easily obtained. The space complexity of matrix multiplication is determined by the rotation key space of  $Z$  and  $T$ , as well as the intermediate ciphertexts cached by all parallel instances of transformations. On one hand, the total number of rotation keys required in matrix multiplication is  $n_{Z1} + 2n_{Z2} + n_{T1} + n_{T2} - 3$ . On the other hand, the number of intermediate ciphertexts that need to be cached increases with the number of parallel instances of matrix multiplication. For example,  $d$  instances of matrix multiplication collectively require caching  $n$  regular ciphertexts and  $d \cdot n_{T1}$  (or  $d \cdot n_{Z1}$ ) hoisted ciphertexts under the one-to-many scenario. The scalability of increasing parallel instances might be hindered by the large space requirement for rotation keys.

Scheme	LinTrans	MinRotKeys	Complexity(Rotations)
Origin	$Z$	$2n_2 + 1$	$(n_1 + 2n_2) \cdot (MS + Pm + Dp + MD)$
Optimized	$Z$	$n_1 + 2n_2 - 2$	$(n_1 + 2n_2) \cdot (MS + Pm) + (2n_2 + 1) \cdot (Dp + MD)$
Origin	$T$	$n_2 + 1$	$(n_1 + n_2) \cdot (MS + Pm + Dp + MD)$
Optimized	$T$	$n_1 + n_2 - 2$	$(n_1 + n_2) \cdot (MS + Pm) + (n_2 + 1) \cdot (Dp + MD)$
Origin	$\{C^k   0 \leq k < n\}$	2	$(2n - 1) \cdot (MS + Pm + Dp + MD)$
Optimized	$\{C^k   0 \leq k < n\}$	$n_{Z1} + 1$	$(2n - 1) \cdot (MS + Pm) + (2n/n_{Z1} + 2) \cdot Dp + (2n/n_{Z1} + n)MD$
Origin	$\{R^k   0 \leq k < n\}$	1	$(n - 1) \cdot (MS + Pm + Dp + MD)$
Optimized	$\{R^k   0 \leq k < n\}$	$n_{T1}$	$(n - 1) \cdot (MS + Pm) + (n/n_{T1} + 1) \cdot Dp + (n - 1) \cdot MD$

**Table 1.** Rotation Complexity and Minimal Rotation Keys requirement Comparison between BSGS and dh-BSGS scheme for Z, T linTrans.  $n_1$  and  $n_2$  denote the inner loop count and the outer loop count in the BSGS algorithm. The complexity of the linear transformations is indicated by the ciphertext rotations performed. More specifically, these rotations are decomposed into their four internal operations: **MultSum**( $MS$ ), **Permute**( $Pm$ ), **Decompose**( $Dp$ ), and **ModDown**( $MD$ ).

## 4.2 Rotation Key Reduction for Homomorphic Matrix Multiplication

We aim to minimize the number of rotation keys for homomorphic matrix multiplication, thereby freeing up space for the parallel computation of more instances. We introduce two types of rotation key reduction techniques in the following subsection. The first technique is a simple key substitution method. For an arithmetic sequence of rotations applied on a ciphertext, the simple key substitution constructs this sequence of rotation by repeatedly performing rotation with one of its subsequences, resulting in a reduction in the number of required rotation keys. However, this approach compromises the benefits brought by the hoisting technique, leading to a decrease in the overall speed of matrix multiplication. The second technique involves applying a decomposition called diagonal convergence decomposition to the transformations  $Z$  and  $T$ . The number of non-zero diagonal vectors in the decomposed transformations is significantly reduced, resulting in a notable reduction in the number of keys while preserving the integrity of hoisting.

**Simple Key Substitution Method** Recall that we only utilize the rotation keys from the inner loop of transformation  $T$  to perform all ciphertext rotations of the row transformations (see Section 4.1). This approach is an instance of the simple key substitution method which can be described as follows: when applying a sequence of rotations to a ciphertext, if the rotation steps form an arithmetic progression starting from 0, then any subsequence starting from 0 of that arithmetic progression can be used to perform the rotations. However, using shorter subsequence results in fewer benefits from the hoisting technique, as the hoisting technique cannot be fully deployed across the entire sequence but only within individual subsequences. Employing this method to reduce the rotation keys required



for the inner loop of  $Z$  (or  $T$ ) from  $n_1$  to  $n'_1$  leads to an additional cost of  $n_1/n'_1$  **Decompose** and **ModDown** operations and a subsequent effect on the row (or column) transformations. Moreover, the simple key substitution method has marginal effectiveness when the inner loop count of the linear transformation is relatively small. This is because fewer iterations in the inner loop imply an increase in the number of outer loop iterations and the corresponding required keys.

**Decomposition of Diagonal Vector Convergence for Specific Permutation Matrix** We present the second method for reducing the required rotation keys in matrix multiplication to overcome the limitations of the simple key substitution. Recall that the number of rotation keys required to perform a homomorphic linear transformation is essentially determined by the number of non-zero diagonal vectors in that linear transformation. This implies that if we can decompose  $Z$  and  $T$  into transformation with fewer non-zero diagonal vectors, we can reduce the number of rotation keys. Henceforth, we first establish a concept called diagonal convergence decomposition in definition 1 to describe a decomposition method that reduces the number of non-zero diagonal vectors in linear transformations. This decomposition represents the original matrix as a sum and product of several matrices, such that the combined set of these decomposed matrices has fewer distinct non-zero diagonal indices compared to the original matrix. To better focus on the diagonals, we also define the diagonal coordinate of a matrix unit and the rules converting it back to the normal coordinate that locates units using the row and column index in Definitions 2,3.

Constructing a diagonal convergence decomposition method that applies to all matrices might not be a straightforward task. Therefore, we will specifically focus on designing the diagonal convergence decomposition for  $Z$  and  $T$ . Both  $Z$  and  $T$  are permutation matrices, which are Boolean matrices with the properties that each row and each column contain exactly one 1 value. We observe that when decomposing a Boolean matrix  $A$  of size  $n \times n$  into a product of two Boolean matrices  $A_2A_1$ , for any non-zero diagonal  $k$  in  $A$  and its  $i$ -th element  $A_{D(k,i)}$ , if  $A_{D(k,i)}$  is 1, there always exist a diagonal  $k_1$  in  $A_1$  and a diagonal  $k_2$  in  $A_2$  such that the elements in the  $k_1$ -th diagonal of  $A_1$  are 1 in the same column as  $A_{D(k,i)}$ , the elements in the  $k_2$ -th diagonal of  $A_2$  are 1 in the same row as  $A_{D(k,i)}$ , and  $k = k_1 + k_2 \pmod n$  (see Theorem 1). In Definition 4, we utilize Theorem 1 to construct a method for decomposing a single diagonal in  $A$  into diagonals in  $A_1$  and  $A_2$ .

**Definition 1.** We refer to a matrix decomposition as a **diagonal convergence decomposition** when it expresses a square matrix as a product and sum of a series of matrices, and the total number of distinct diagonal vector indices in these matrices is smaller than the number of distinct diagonal vector indices in the original matrix.

**Definition 2.** For any  $n \times n$  square matrix, we represent its column indices, row indices, and diagonal vector indices using the additive group  $(\mathbb{Z}/n\mathbb{Z}, +)$ , where the indices of the diagonal vectors are defined based on the column indices of the elements in the first row of the matrix.

**Definition 3.** For an  $n \times n$  square matrix, the element located at row  $i$  and column  $j$  possesses a normal coordinate  $N(i, j) \in (\mathbb{Z}/n\mathbb{Z})^2$ , and a diagonal coordinate  $D(k, l) \in (\mathbb{Z}/n\mathbb{Z})^2$ . Thus, there exists a mapping  $f : (\mathbb{Z}/n\mathbb{Z})^2 \rightarrow (\mathbb{Z}/n\mathbb{Z})^2$  that transforms a normal coordinate to a diagonal coordinate:

$$\begin{aligned} f(N(i, j)) &= D(j - i, i), \\ f^{-1}(D(k, l)) &= N(l, k + l). \end{aligned} \tag{4}$$

We denote the symbol  $A_{N(i,j)}$  to represent the element of  $A$  located at the normal coordinate  $N(i, j)$ , and  $A_{D(k,l)}$  to represent the element of  $A$  located at the diagonal coordinate  $D(k, l)$ .

**Theorem 1.** Let  $A$  be a boolean matrix that can be decomposed into  $A = A_2A_1$ , where  $A_1$  and  $A_2$  are both boolean matrices. For any 1 element  $A_{N(i,j)}$  in  $A$ , there exists a unique index  $0 \leq a < n$  in  $A_1$  and  $A_2$  such that  $A_{1N(a,j)}$  and  $A_{2N(i,a)}$  are both 1. Furthermore, considering  $D(k, i) = f(N(i, j))$ ,  $D(k_1, a) = f(N(a, j))$ , and  $D(k_2, i) = f(N(i, a))$ , we have  $k_1 + k_2 = k$ .

*Proof.* Given  $A = A_2A_1$ , we have  $A_{N(i,j)} = \sum_{a=0}^{n-1} A_{1N(a,j)} \cdot A_{2N(i,a)}$ . Since  $A_1$  and  $A_2$  are Boolean matrices, the equation  $A_{N(i,j)} = 1$  holds only when there exists a unique pair  $(A_{1N(a,j)}, A_{2N(i,a)})$  that equals  $(1, 1)$ . According to Definition 3, we have  $k_1 + k_2 = (j - a) + (a - i) = k$ .

**Definition 4.** For a boolean matrix  $A$ ,  $A_1$ , and  $A_2$  of size  $n \times n$ , decomposing the  $k$ th diagonal of  $A$  onto the  $k_1$ th diagonal of the right matrix  $A_1$ , and the  $k_2$ th diagonal of the left matrix  $A_2$  refers to the following process: For each 1 element  $A_{D(k,l)}$  in the  $k$ th diagonal, set  $A_{1D(k_1, k+l-k_1 \bmod n)}$  to 1, which corresponds to the element on the  $k_1$ th diagonal with the same column index as  $k$ . Also, set  $A_{2D(k_2, l)}$  to 1, which corresponds to the element on the  $k_2$ th diagonal with the same row index as  $k$ . Here,  $k_1 + k_2 = k$ .

Before we proceed with the diagonal convergence decomposition of matrices  $Z$  and  $T$ , let us establish some common ground. Let us assume that the discussions henceforth are based on the  $n \times n$  matrix multiplication scenario, meaning matrices  $Z$  and  $T$  are always of size  $n^2 \times n^2$ . Moreover, we define that if the maximum non-zero diagonal index of a matrix is  $n' \leq 0$ , it is equivalent to stating that all non-zero diagonal vectors of the resulting matrices belong to the set  $[-n', n'] \cap \mathbb{Z}$ .

*Decomposition of Linear Transformation  $Z$*  The value of the  $\ell$ -th component in the  $k$ -th non-zero diagonal vector  $\mathbf{z}_k[\ell]$  can be expressed as (all operations below involving non-zero diagonal vector indices are assumed to be in the residual class  $(-n^2/2, n^2/2]$  of  $(\mathbb{Z}/n^2\mathbb{Z}, +)$ ):

$$\mathbf{z}_k[\ell] = \begin{cases} 1, & \text{if } k \geq 0 \text{ and } 0 \leq \ell - n \cdot k < (n - k); \\ 1, & \text{if } k < 0 \text{ and } -k \leq \ell - (n + k) \cdot n < n; \\ 0, & \text{otherwise.} \end{cases} \quad (5)$$

We observe that the 1 values of  $Z$  are symmetrically distributed on both sides of the 0th diagonal vector. They can be divided into  $n$  submatrices of size  $n \times n$ , each having the 0th diagonal vector of  $Z$  as its own 0th diagonal vector. These submatrices do not overlap with each other. Each submatrix contains  $n$  elements with a value of 1. If we denote  $S_i$ ,  $0 \leq i < n$ , as the  $n$  submatrices of diagonals of  $Z$ , then the 1 values in  $S_i$  always fill the diagonals  $i$  and  $i - n$ . Considering these characteristic, we design the diagonal convergence decomposition of  $Z$  as follow:

1. Set the expected maximum non-zero diagonal index as  $n'$ . Divide  $Z$  into the format  $Z = Z_1 + Z_2$ , where  $Z_1$  is the matrix containing all non-zero diagonal vectors of  $Z$  with an index no smaller than 0 and  $Z_2$  contains the rest of the non-zero diagonal vectors. This step ensures that each submatrix of  $Z_1$  and  $Z_2$  has at most one non-zero diagonal vector, and each unit with value 1 belongs to a submatrix.
2. For both  $Z_1$  and  $Z_2$ , perform the following decomposition (assuming  $Z_1$  or  $Z_2$  is denoted as  $Z'$ ):
  - (a) For each non-zero diagonal with index  $k$  in  $Z'$ , If the absolute value of the index is greater than  $n'$ , decompose it onto the  $k - \text{sign}(k) \cdot n'$  diagonal of the left matrix  $Z'_l$  and the  $\text{sign}(k) \cdot n'$  diagonal of the right matrix  $Z'_r$ . If the absolute value of the index is no bigger than  $n'$ , decompose it onto the  $n'$  diagonal of the  $Z'_l$  and the 0 diagonal of the  $Z'_r$ .
  - (b) After iterating over all non-zero diagonals, if  $Z'_l$  still contains non-zero diagonals greater than  $n'$ , replace  $Z'$  with  $Z'_l$  and repeat the decomposition. If no such diagonals exist, return the product of  $Z'_l$  and all the right matrices obtained from the decomposition as the final decomposition result of  $Z'$ .

Finally, we are able to decompose both  $Z_1$  and  $Z_2$  into the product of  $\lceil \frac{n-1}{n'} \rceil$  matrix, respectively, as follows:

$$Z = \prod_{i=1}^{\lceil \frac{n-1}{n'} \rceil} Z_{1i} + \prod_{i=1}^{\lceil \frac{n-1}{n'} \rceil} Z_{2i}. \quad (6)$$

The decomposed expressions of both products have the same characteristic: only the leftmost matrix has non-zero diagonal vectors with indices in the interval  $[-n' + 1, n' - 1] \cap \mathbb{Z}$ , while the remaining matrices have only non-zero diagonal vectors with indices  $-n', 0$  (or  $n', 0$ ). Therefore, the dominant complexity lies in the two leftmost linear transformations of the two matrix products. These two linear transformations still possess the same arithmetic progression property as  $Z$ , thus making them suitable for benefiting from the double-hoisting BSGS algorithm.

---

**Algorithm 4** Diagonal Convergence Decompose for LinTrans  $Z$  (DCDforZ)
 

---

**Input:**

$n$ : dimension parameter to create a  $Z$  with size  $n^2 \times n^2$ ;  
 $n'$ : the target maximum non-zero diagonal index.

**Output:**  $\{Z_{1i}, Z_{2i} | Z = \prod_{i=1}^{\lceil \frac{n-1}{n'} \rceil} Z_i\}$ : decomposed matrices.

- 1: Assume all indices of diagonal vectors are in residual class  $(-n^2/2, n^2/2]$ .
- 2: Set  $Z_1$  as the matrix containing all non-zero diagonal vectors of  $Z$  with an index no smaller than 0, and set  $Z_2$  as the matrix containing the rest of the non-zero diagonal vectors of  $Z$ .
- 3: **for**  $t=1,2$  **do**
- 4:   **for**  $i = 1$  to  $\lceil \frac{n-1}{n'} \rceil - 1$  **do**
- 5:     Initialize matrices  $Z_t^{(l)}, Z_t^{(r)}$  as zero matrices.
- 6:     **for** each non-zero diagonal vector with index  $|k| \geq n'$  in  $Z_t$  **do**
- 7:       Decompose the vector to the  $n'$ -th non-zero diagonal vector of the right matrix  $Z_t^{(r)}$  and the  $(k - \text{sign}(k) \cdot n')$ -th diagonal of the left matrix  $Z_t^{(l)}$ .
- 8:     **end for**
- 9:     **for** each non-zero diagonal vector  $k < n'$  in  $Z_t$  **do**
- 10:       Decompose the vector to the 0-th non-zero diagonal vector of the right matrix  $Z_t^{(r)}$  and the  $k$ -th diagonal of the left matrix  $Z_t^{(l)}$ .
- 11:     **end for**
- 12:     (At this point,  $Z_t = Z_t^{(l)} Z_t^{(r)}$ )
- 13:     **if**  $i \neq \lceil \frac{n-1}{n'} \rceil - 1$  **then**
- 14:        $Z_{t(\lceil \frac{n-1}{n'} \rceil - i + 1)} \leftarrow Z_t^{(r)}, Z_t \leftarrow Z_t^{(l)}$
- 15:     **else**
- 16:        $Z_{t(\lceil \frac{n-1}{n'} \rceil - i + 1)} \leftarrow Z_t^{(r)}, Z_{t1} \leftarrow Z_t^{(l)}$
- 17:     **end if**
- 18:   **end for**
- 19: **end for**
- 20: **return**  $\{Z_{1i}, Z_{2i} | Z = \prod_{i=1}^{\lceil \frac{n-1}{n'} \rceil} Z_i\}$

---

*Decomposition of Linear Transformation  $T$*  Transformation  $T$  consists of  $n$  non-zero diagonal vectors, whose indices are  $\{k \cdot n | 0 \leq k < n\}$ . For the  $k \cdot n$ -th non-zero diagonal vector  $\mathbf{t}_{kn}$  of  $T$ , the value of its  $\ell$ -th component  $\mathbf{t}_{kn}[\ell]$  can be expressed as (all operation below involving diagonal vector indices are assumed to be in the residual class  $[0, n^2 - 1]$  of  $(\mathbb{Z}/n^2\mathbb{Z}, +)$ ):

$$\mathbf{t}_{kn}[\ell] = \begin{cases} 1, & \text{if } \ell \in \{k + n \cdot i | 0 \leq i < n\}; \\ 0, & \text{otherwise.} \end{cases} \quad (7)$$

Although the units with a value of 1 in  $T$  can not be divided into submatrices like  $Z$ , the non-zero diagonals of  $T$  have a consistent spacing between the units with a value of 1. Specifically, we observe that the row indices of units with a value of 1 in the same non-zero diagonal vector are congruent modulo  $n$ . This implies that the row sequence of 1-valued units on the  $kn$ -th non-zero diagonal of  $T$  forms a coset  $k + \langle n \rangle$  of an  $n$ -order subgroup  $\langle n \rangle$  in  $\mathbb{Z}/n^2\mathbb{Z}$ . According to Definition 3, their column sequences also form the same coset. If we attempt to decompose any diagonal  $kn$  in  $T$  onto a diagonal of index divisible by  $n$  in the right matrix  $T_1$  and the left matrix  $T_2$ , then the 1-valued units on these two diagonals in the left and right matrices will inherit the property of forming the coset  $k + \langle n \rangle$ . Furthermore, if any two diagonals  $kn$  and  $k'n$  with the coset properties  $i + \langle n \rangle$  and  $j + \langle n \rangle$ , respectively, are decomposed onto the  $k_1n$  diagonal of the right matrix (or left matrix), then the 1-valued units in that diagonal will form a set  $(i + \langle n \rangle) \cup (j + \langle n \rangle)$ . Based on these observations, we can repeatedly decompose the diagonals in  $T$  that have indices greater than the expected maximum non-zero diagonal index  $n \cdot n'$  into diagonals  $k - n \cdot n'$  and  $n \cdot n'$ , ultimately decomposing  $T$  into the product of  $\lceil \frac{n-1}{n'} \rceil$  matrices:

$$T = \prod_{i=1}^{\lceil \frac{n-1}{n'} \rceil} T_i. \quad (8)$$

Similar to the decomposition of  $Z$ , Only the leftmost matrix in the product contains non-zero diagonals with indices in  $\{kn | k = 0, 1, \dots, n'\}$ , while all other right matrices have only non-zero diagonals with

indices  $n'n$  and 0. This implies that the complexity of the product is dominated by the complexity of the leftmost linear transformation, whose diagonal indices belong to a smaller range compared to the original approach. The detailed decomposition process is provided in Algorithm 5.

---

**Algorithm 5** Diagonal Convergence Decompose for LinTrans T(DCDforT)
 

---

**Input:**

- $n$ : the dimension parameter for creating a  $T$  with size  $n^2 \times n^2$ ;
- $n' \cdot n$ : the target maximum non-zero diagonal index.

**Output:**  $\{T_i | T = \prod_{i=1}^{\lceil \frac{n-1}{n'} \rceil} T_i\}$  decomposed matrices of linear transformation  $T$ .

- 1: Assume that all indices of diagonal vectors are in residual class  $[0, n^2 - 1]$
  - 2: **for**  $i = 1$  to  $\lceil \frac{n-1}{n'} \rceil - 1$  **do**
  - 3:   Initialize  $T^{(0)}$  and  $T^{(1)}$  as zero matrices.
  - 4:   Traverse the  $i \cdot n$ -th non-zero diagonal of  $T$ , where  $0 \leq i \leq n'$ , and decompose it onto the 0th diagonal of the right matrix  $T^{(r)}$  and the  $i \cdot n$ -th diagonal of the left matrix  $T^{(l)}$ .
  - 5:   Traverse the  $i \cdot n$ -th non-zero diagonal of  $T$ , where  $n' < i \leq (n - 1)$ , and decompose it onto the  $n' \cdot n$ -th diagonal of the right matrix  $T^{(r)}$  and the  $(i - n') \cdot n$ -th diagonal of the left matrix  $T^{(l)}$ .
  - 6:   (At this point,  $T = T^{(l)}T^{(r)}$ )
  - 7:   **if**  $i \neq \lceil \frac{n-1}{n'} \rceil - 1$  **then**
  - 8:      $T_{\lceil \frac{n-1}{n'} \rceil - i + 1} \leftarrow T^{(r)}$ ,  $T \leftarrow T^{(l)}$
  - 9:   **else**
  - 10:     $T_{\lceil \frac{n-1}{n'} \rceil - i + 1} \leftarrow T^{(r)}$ ,  $T_1 \leftarrow T^{(l)}$
  - 11:   **end if**
  - 12: **end for**
  - 13: **return**  $\{T_i | T = \prod_{i=1}^{\lceil \frac{n-1}{n'} \rceil} T_i\}$
- 

After formulating the diagonal convergence decomposition for  $Z$  and  $T$ , we proceed to analyze its impact on the number of rotation keys and rotation complexity. Let  $n_1$  and  $n_2$  continue to represent the inner loop and outer loop counts of the original double-hoisting BSGS applied to  $Z$  (or  $T$ ). Since both the diagonal convergence decompositions for  $Z$  and  $T$  are able to reduce the non-zero diagonal vectors from  $n - 1$  to  $n'$ , for a fixed  $n_1$ , the decomposition shrinks the number of keys required for the outer loop (of  $Z$  and  $T$ ) with a factor of  $\frac{n'_2}{n_2 - 1}$ , where  $n'_2 = n'/n_1$ . As for the rotation complexity, the primary complexity for  $Z$  and  $T$  after decomposition arises from the leftmost matrices in the matrix products, which require  $(n_1 + n'_2)(MS + Pm) + (n'_2 + 1)(Dp + MD)$ . The extra  $(n/n' - 1) \cdot (MS + Pm + Dp + MD)$  is attributed to the  $n/n' - 1$  matrices on the right side. We compare the number of rotation keys and computational complexity (in terms of internal rotation operations) among the diagonal convergence decomposition, simple key substitution method, and the dh-BSGS algorithm without any key simplification strategy for the  $Z$  and  $T$  transformations, as shown in Table 2. More detailed experimental data obtained from specific configurations will be discussed in the implementation section. Additionally, we present the complete process of ciphertext decomposition matrix multiplication with diagonal convergence decomposition in Algorithm 6, omitting internal optimization details such as double-hoisting and hoisting, and providing a high-level illustrative flow.

## 5 Homomorphic Covariance Matrix Computation for Large Datasets

In this section, We move on to present the method to pack large datasets into ciphertexts which enables seamless execution of the homomorphic matrix multiplication (see Section 5.1) and a homomorphic circuit that efficiently computes the covariance matrix of the packed and encrypted dataset.(see Section 5.2.

### 5.1 Ciphertext Packing

Let  $X$  be an  $s \times t$  dataset, where  $s$  represents the number of samples and  $t$  represents the number of features. We partition  $X$  into square submatrices with size  $n \times n$ , where  $n^2$  equals the CKKS scheme parameter  $N/2$ . This allows us to encode each submatrix into one ciphertext. Features of the dataset

Scheme	LT	MaxDiagNo.	MinRotKeys	Complexity(Rotations)
dh-BSGS	$Z$	$n - 1$	$n_1 + 2n_2 - 2$	$(n_1 + 2n_2) \cdot (MS + Pm) + (2n_2 + 1) \cdot (Dp + MD)$
SmpKeySub	$Z$	$n - 1$	$n'_1 + 2n_2 - 2$	$(n_1 + 2n_2) \cdot (MS + Pm) + (2n_2 + n_1/n'_1 + 1) \cdot (Dp + MD)$
DCDmp	$Z$	$n' = n_1 \cdot n'_2$	$n_1 + 2n'_2 - 1$	$2(n_1 + n'_2 + n/n' - 1) \cdot (MS + Pm) + 2(n'_2 + n/n') \cdot (Dp + MD)$
dh-BSGS	$T$	$(n - 1) \cdot n$	$n_1 + n_2 - 2$	$(n_1 + n_2) \cdot (MS + Pm) + (n_2 + 1) \cdot (Dp + MD)$
SmpKeySub	$T$	$(n - 1) \cdot n$	$n'_1 + n_2 - 2$	$(n_1 + n_2) \cdot (MS + Pm) + (n_2 + n_1/n'_1 + 1) \cdot (Dp + MD)$
DCDmp	$T$	$n' \cdot n = n_1 \cdot n'_2 \cdot n$	$n_1 + n'_2 - 1$	$(n_1 + n'_2 + n/n' - 1) \cdot (MS + Pm) + (n'_2 + n/n') \cdot (Dp + MD)$

**Table 2.** Rotation Complexity and Minimal Rtkes Number Comparison of LinTrans  $Z, T$  among original double-hoisting BSGS(dh-BSGS), dh-BSGS with Simple Key Substitution(SmpKeySub) and dh-BSGS with Diagonal Vector Convergence Decomposition(DCDmp). **MaxDiagNo.** denotes the maximum non-zero diagonal index in the lineartransformation(s), and **MinRotKeys** indicates the minimum number of keys required to perform the lineartransformation(s).

are divided into  $k$  partitions, where  $k = \lceil \frac{t}{n} \rceil$ . In this way, each ciphertext will contain one partition of features from  $n$  samples/records. Note that  $t$  is not always divisible by  $n$ , so zero-padding is necessary. Two possible methods for padding are as follows:

1. The first  $k - 1$  columns of submatrices each contain  $n$  features, while the last column of submatrices contains the last  $t - k \cdot n$  features and pads the rest of its space with zeros. This approach expands the feature count from  $t$  to  $k \cdot n$  and treats each ciphertext as an  $n \times n$  matrix representing  $n$  samples with  $n$  features.
2. All columns of submatrices store only  $n - p$  valid features and pad the rest of their space with zeros, where  $p = \lfloor (t - k \cdot n) / k \rfloor$ . This approach allows each ciphertext to be viewed as an  $n \times (n - p)$  matrix, taking advantage of some possible optimizations for rectangular matrix multiplication while still enabling operations on square matrices.

In summary,  $\lceil s/n \rceil \cdot k$  ciphertexts are required to pack the entire dataset  $X$ .

## 5.2 Homomorphic Covariance Matrix Computation for Large Datasets

We present a method for computing the covariance matrix of an encrypted dataset. Assume that we have partitioned  $X$  into  $\lceil s/n \rceil \cdot k$  ciphertexts, with each ciphertext representing an  $n \times n$  submatrix of  $X$ . We denote  $X_i$  as the  $i$ -th column submatrix of  $X$ , where  $0 \leq i < k$ . We also denote  $X_i[\ell]$  as the  $\ell$ -th submatrix of  $X_i$  and  $\text{ct}(X_i[\ell])$  as the ciphertext of  $X_i[\ell]$ . We need to calculate the mean 'vector'  $\mu$  of the dataset if it is not centered.  $\mu$  is represented by  $k$  submatrices, where each column contains  $n$  replication of one feature's mean value.  $0 \leq i < k$ , denote  $\mu[i]$  as the  $i$ -th submatrix of the mean vector.  $\mu$  can be computed through the following equation:

$$\mu[i] = \text{Aggregate} \left( \sum_{0 \leq \ell < \lceil s/n \rceil} X_i[\ell]; 0 \right), \quad (9)$$

where  $\text{Aggregate}(X; \text{axis})$ ,  $a \in 1, 0$  represents aggregating a matrix  $X$  by columns ( $\text{axis} = 1$ ) or by rows ( $\text{axis} = 0$ ). This algorithm requires at most 1 multiplication depth (see Algorithm 7). Next, matrix  $\mu^T \mu$  can be simply computed by transpositions and coordinate-wise multiplications:

$$\mu^T \mu_i[j] = \mu[j]^T \odot \mu[i]. \quad (10)$$

We then move on to compute each submatrix unit in  $X^T X$ . For the submatrix  $X^T X_i[j]$ , we iterate through each submatrix in column  $X_i$  and multiply it with the transposition of the corresponding submatrix in column  $X_j$ :

$$X^T X_i[j] = \sum_{0 \leq \ell < \lceil s/n \rceil} X_j[\ell]^T X_i[\ell]. \quad (11)$$



**Algorithm 6** Matrix Multiplication using Diagonal Convergence Decomposition (DMatrixMult)**Input:**

$ct(A), ct(B)$ : ciphertexts encrypting matrices  $A$  and  $B$  with size  $n \times n$ ;  
 $n'_Z$ : expected maximum non-zero diagonal index for  $Z$ ;  
 $n \cdot n'_T$ : expected maximum non-zero diagonal index for  $T$ .

**Output:** ;

$ct(AB)$ : encrypted multiplication result between matrices  $A$  and  $B$

- 1:  $\{Z_{1i}\}, \{Z_{2i}\} \leftarrow \text{DCDforZ}(n^2, n'_Z)$
- 2:  $\{T_i\} \leftarrow \text{DCDforT}(n^2, n \cdot n'_T)$
- 3:  $ct(A_1), ct(A_2) \leftarrow ct(A)$
- 4:  $ct(B^{(0)}) \leftarrow ct(B)$
- 5: **for**  $Z_{1i}$  in  $\{Z_{1i}\}$  **do**
- 6:      $ct(A_1) \leftarrow \text{LinTrans}(ct(A_1), Z_{1i})$
- 7: **end for**
- 8: **for**  $Z_{2i}$  in  $\{Z_{2i}\}$  **do**
- 9:      $ct(A_2) \leftarrow \text{LinTrans}(ct(A_2), Z_{2i})$
- 10: **end for**
- 11:  $ct(A^{(0)}) \leftarrow \text{Add}(ct(A_1), ct(A_2))$
- 12: **for**  $T_i$  in  $\{T_i\}$  **do**
- 13:      $ct(B^{(0)}) \leftarrow \text{LinTrans}(ct(B^{(0)}), T_i)$
- 14: **end for**
- 15:  $ct(AB) \leftarrow \text{Mul}(ct(A^{(0)}), ct(B^{(0)}))$
- 16: **for**  $1 \leq k < n$  **do**
- 17:      $ct(A^{(k)}) \leftarrow \text{LinTrans}(ct(A^{(0)}), C^k)$
- 18:      $ct(B^{(k)}) \leftarrow \text{LinTrans}(ct(B^{(0)}), R^k)$
- 19:      $ct(AB^{(k)}) \leftarrow \text{Mul}(ct(A^{(k)}), ct(B^{(k)}))$
- 20:      $ct(AB) \leftarrow \text{Add}(ct(AB^{(k)}), ct(AB))$
- 21: **end for**
- 22: **return**  $ct(AB)$

Here, each matrix multiplication can be performed in ciphertext space using our improved homomorphic matrix multiplication. If  $X$  is already centered, then  $X^T X$  represents the covariance matrix. Otherwise,  $X^T X$  should be subtracted by  $\mu^T \mu$  to become the covariance matrix. It is worth noting that directly computing the covariance matrix homomorphically using the equation above is not the most efficient implementation. We provide the following optimizations:

1. Notice that for a given  $0 \leq j < k$ , there is a one-to-many matrix multiplication scenario between  $X_j[\ell]$  and matrix set  $\{X_i[\ell] | 0 \leq i < k\}$  in the equation above. We can perform the inner product operations of  $k$  columns of submatrices in parallel:  $\sum_{0 \leq \ell < \lceil s/n \rceil} X_j[\ell]^T X_i[\ell]$ ,  $0 \leq i < k$ , and save time by storing  $\{C^k Z ct(X_j[\ell]^T) | 0 \leq \ell < \lceil s/n \rceil\}$ .
2. We can further cache all  $R^k T ct(X_i[\ell]) | 0 \leq \ell < \lceil s/n \rceil, 0 \leq j < k$ , so that each  $X_i[\ell]$  only needs to undergo one  $T$  transformation and  $n - 1$  row transformations throughout the entire covariance matrix computation process.
3. Based on the fact that the covariance matrix is a symmetric matrix, it suffices to calculate the results of one side of the diagonal and transpose them to obtain the results for the other side, saving nearly half of the covariance computation time.

However, the ciphertexts required to be stored in Optimization 1 and 2 usually cannot be fully cached in memory due to space limitations. Therefore, it is often necessary to split the dataset into suitable segments by rows and apply Optimization 1 and 2 segment by segment.

We present the computation of the entire encrypted covariance matrix with the aforementioned Optimization 3 in Algorithm 8. Optimization 1 and 2 are not explicitly shown in the algorithm since they involve restructuring the internal computation order of the DMatrixMult function. Theorem 2 provides the multiplication depth and computation complexity of Algorithm 8, where the computation complexity is measured at the granularity of matrix multiplications since matrix multiplication can be implemented using different methods with varying complexities (such as whether to use Optimization 1 and 2).

**Algorithm 7** Aggregate**Input:**

$ct(X)$ : encrypted matrix  $X$  with size  $row \times col$ ;  
axis: aggregation axis.

**Output:**

$ct(\text{Aggregate}(X; \text{axis}))$   
1:  $ct(A) \leftarrow ct(X)$   
2: **if** axis == 0 **then**  
3:   **for**  $i \leftarrow col; i < row \cdot col; i = (i \ll 1)$  **do**  
4:      $ct(A) \leftarrow \text{Add}(\text{Rot}(ct(A); i), ct(A))$   
5:   **end for**  
6: **end if**  
7: **if** axis == 1 **then**  
8:   **for**  $i \leftarrow 1; i < col; i = (i \ll 1)$  **do**  
9:      $ct(A) \leftarrow \text{Add}(\text{Rot}(ct(A); i), ct(A))$   
10:   **end for**  
11:  $ct(A) \leftarrow \text{Mult}(ct(A), pt(M))$ , where  $M$  is a mask matrix with the same dimensions as  $X$ , except for the first column elements which are all 1 and other elements are 0  
12:   **for**  $i := -1; i > -col; i = (i \ll 1)$  **do**  
13:      $ct(A) \leftarrow \text{Add}(\text{Rot}(ct(A); i), ct(A))$   
14:   **end for**  
15: **end if**  
16: **return**  $ct(A)$

**Algorithm 8** Homomorphic Covariance Matrix Computation (HCovMtrx)**Input:**

$ct(X_j[\ell]) | 0 \leq j < k, 0 \leq \ell < \lceil s/n \rceil$ : partitioned and encrypted dataset;  
 $n_Z$ : maximum diagonal index for transformation  $Z$ ;  
 $n_T$ : maximum diagonal index  $n_T$  for transformation  $T$ ;

**Output:**

$ct(\text{Cov}_i[j]) | 0 \leq i, j < k$ : partitioned and encrypted covariance matrix.  
1: **for**  $0 \leq j < k$  **do**  
2:   Take  $ct(X_j[\ell]), 0 \leq \ell < \lceil s/n \rceil, ct(\mu[j]) \leftarrow \sum_{0 \leq \ell < \lceil s/n \rceil} X_i[\ell]$   
3:   **for**  $n \leq t < n^2$  **do**  
4:      $ct(\mu[j]) \leftarrow \text{Add}(ct(\mu[j]), \text{Rot}(ct(\mu[j]); t))$   
5:      $t \leftarrow t \ll 1$   
6:   **end for**  
7:    $ct(X_j[\ell]^T) \leftarrow \text{LinTrans}(ct(X_j[\ell]), G)$  {perform transposition with permutation matrix  $G$  in parallel for  $0 \leq \ell < \lceil s/n \rceil$ }  
8:   **for**  $0 \leq i < j$  **do**  
9:      $ct(X_j[\ell]^T X_i[\ell]) \leftarrow \text{DMtrxMul}(ct(X_j[\ell]^T), ct(X_i[\ell]), n, n_Z, n_T)$  {compute in parallel for  $0 \leq \ell < \lceil s/n \rceil$ }  
10:      $ct(X^T X_i[j]) \leftarrow \sum_{0 \leq i < k} ct(X_j[\ell]^T X_i[\ell])$ ; {aggregate the parallel computation results}  
11:   **end for**  
12: **end for**  
13: **for**  $0 \leq j < k$  **do**  
14:   **for**  $j \leq i < k$  **do**  
15:      $ct(X^T X_i[j]) \leftarrow \text{LinTrans}(ct(X^T X_j[i]), G)$   
16:   **end for**  
17: **end for**  
18: **for**  $0 \leq j < k$  **do**  
19:    $ct(\mu[j]^T) \leftarrow \text{LinTrans}(ct(\mu[j]), T)$   
20:   **for**  $0 \leq i < k$  **do**  
21:      $ct(\mu^T \mu_i[j]) \leftarrow \text{Mul}(ct(\mu[j]^T), ct(\mu[i]))$   
22:      $ct(\text{Cov}_i[j]) \leftarrow \text{Add}(ct(X^T X_i[j]), ct(-\mu^T \mu_i[j]))$   
23:   **end for**  
24: **end for**  
25: **return**  $\{ct(\text{Cov}_i[j]) | 0 \leq i, j < k\}$

**Theorem 2.** *The multiplication depth of Algorithm 8 is  $2 + \max(\lceil \frac{(n-1)}{n_Z} \rceil, \lceil \frac{(n-1)*n}{n_T} \rceil) + 2$ , and the time complexity is dominated by the number of matrix multiplications, which is  $O(\lceil \frac{k^2}{2} \rceil \cdot \lceil s/n \rceil)$ .*

*Proof.* We need 2 multiplication depths for matrix transpositions, 2 depths for column shiftings and ciphertext multiplications in the DMatrixMult function, and  $k = \max(k_1, k_2)$  depths for the linear transformations  $Z$  and  $T$ , where  $k_1 = \lceil \frac{(n-1)}{n_Z} \rceil$  is the number of depth used for decomposed  $Z$ , and  $k_2 = \lceil \frac{(n-1)*n}{n_T} \rceil$  is the number of depth used for decomposed  $T$ .

## 6 Privacy-Preserving PCA using Homomorphic PowerMethod

We present the homomorphic evaluation circuit of the PowerMethod algorithm in the first subsection and demonstrate the process of performing privacy-preserving PCA utilizing our homomorphic PowerMethod circuit in the second subsection.

### 6.1 Homomorphic PowerMethod Circuit

We divide the demonstration of the homomorphic PowerMethod into three pivotal components: (i) the continuous transformation of the covariance matrix, (ii) the normalization of the approximate eigenvector, and (iii) the computation of the eigenvalue corresponding to the eigenvector.

**Covariance Matrix Transformation** For a column vector (or row vector) with  $t$  components ( $t$  is denoted as the number of features in Section 5.1), we replicate it into a column (or row) of submatrices using the following approach:

1. Divide the vector evenly into  $k$  segments where each segment contains  $n$  entries. The zero padding strategy is needed and should be consistent with the one used in ciphertext packing when  $t$  is not divisible by  $k$ .
2. Horizontally (or vertically) replicate these  $k$  segments of column vectors (or row vectors)  $n$  times to construct  $k$  submatrices.

The continuous linear transformation will be alternately applied to the horizontally replicated vector and the vertically replicated vector. Let  $V_{t-1}$  be a set of sub-matrices representing a replicated column vector  $\mathbf{v}_{t-1}$ . For  $0 \leq i < k$ , the covariance matrix transformation  $\mathbf{v}_t = \text{Cov}\mathbf{v}_{t-1}$  can be computed as:

$$\begin{aligned} V_t[i] &= \text{Aggregate} \left( \sum_{0 \leq j < k} (\text{Cov}_j[i] \odot V_{t-1}[j]^T)^T; 0 \right) \\ &= \text{Aggregate} \left( \sum_{0 \leq j < k} \text{Cov}_j[i]^T \odot V_{t-1}[j]; 0 \right). \end{aligned} \quad (12)$$

Here,  $V_t = \{V_t[i] | 0 \leq i < k\}$  represent the replicated row vector  $v_t^T$ . If  $V_{t-1}$  represents a replicated row vector  $\mathbf{v}_{t-1}^T$ , then for  $0 \leq i < k$ , the covariance matrix transformation  $\mathbf{v}_t^T = \mathbf{v}_{t-1}^T \text{Cov}$  can be computed as:

$$V_t[i] = \text{Aggregate} \left( \sum_{0 \leq j < k} V_{t-1}[j] \odot \text{Cov}_i[j]^T; 1 \right), \quad (13)$$

where  $V_t$  represents the replicated column vector  $\mathbf{v}_t$ . This equation holds because the covariance matrix Cov is symmetric, i.e.,  $\text{Cov}_j[i]^T = \text{Cov}_i[j]$ . Now We can perform the covariance matrix transformation on a vector continuously using these two equations alternately.

The entire process of the continuous covariance matrix transformation can be described as the following. At the onset of the PowerMethod iteration, we initially select a row vector as the approximate eigenvector, denoted as  $v_0$ . We replicate it into a row of submatrices denoted as  $V_0$ . The set of

submatrices representing the approximate eigenvector in the  $t$ -th iteration is computed as:

$$V_t[i] = \text{Aggregate} \left( \sum_{0 \leq j < k} V_{t-1}[j] \odot \text{Cov}_j[i]; t + 1 \bmod 2 \right) \cdot (t + 1 \bmod 2) + \text{Aggregate} \left( \sum_{0 \leq j < k} V_{t-1}[j] \odot \text{Cov}_i[j]; t \bmod 2 \right) \cdot (t \bmod 2). \quad (14)$$

**Vector normalization** Vector normalization should be performed in each iteration of the Power-Method to the length of the eigenvectors from continually increasing or decreasing, which could lead to overflow. Normalizing a vector  $\mathbf{v}$  is done by applying a scaling factor of  $\frac{1}{\|\mathbf{v}\|_2}$  to each component of the vector. Specifically, the scaling factor is obtained by evaluating the InvSRT function at the point  $\langle \mathbf{v}, \mathbf{v} \rangle$ . We mentioned that we can only use the iterative InvSRT algorithm to approximate the effect of InvSRT in the homomorphic encryption scenario (see Section 3.5). We summarize the following factors that significantly influence the accuracy of the iterative InvSRT algorithm:

1. Initial approximation: Given a fixed number of iterations, a closer initial approximation to the exact value yields more accurate results from the iterative algorithm. Conversely, an initial estimate that deviates significantly from the exact value may prevent the iterative algorithm from converging. Since the function  $\frac{1}{\sqrt{x}}$  exhibits significant changes in slope on both sides of 1, resembling an "L" shape, determining an initial approximation that simultaneously approximates the exact value on both sides of 1 using a simple function (such as a low-degree polynomial) may be insufficient. However, constructing an initial approximation evaluation method that closely approximates the exact value on both sides of the evaluation interval can itself be a complex task. For example, approaches such as the piecewise function used in [Pan22] or the rational polynomial function discussed in [QX] yield initial estimates that are closer to the exact value. However, even these functions require an iterative approximation in the homomorphic setting.
2. Number of iterations: The more iterations performed, the closer the output of the iterative InvSqrt algorithm will be to the exact value.

To set up a good iterative InvSRT algorithm for the vector normalization in the homomorphic Power-Method, our first step is to determine the upper bound of the norm of the approximate eigenvectors in order to establish the evaluation interval for the iterative InvSRT. Subsequently, we propose a Lazy Normalization strategy for the approximate eigenvector normalization in the PowerMethod. This strategy tolerates imprecise outputs of the iterative InvSRT algorithm within the input interval  $(0, 1]$  during some rounds of the PowerMethod. However, it aims to achieve highly accurate outputs in the final iteration to ensure that the resulting eigenvectors are normalized.

*Estimating the Upper Bound of the Norm* After the dataset has undergone normalization and centering, we assume that all of its units are bounded within  $b > 0$ . For each element in the covariance matrix Cov, we have the bound  $|\text{Cov}_{ij}| = \frac{1}{n} |\langle \mathbf{x}_i, \mathbf{x}_j \rangle| \leq b^2$ , where  $\mathbf{x}_i, 0 \leq i < d$  represents the vector composed of the  $i$ -th feature values of all samples in the dataset. Therefore, the Euclidean norm of vector  $\text{Cov}_i$  is bounded by  $\|\text{Cov}_i\|_2 \leq \sqrt{b^4 \cdot d}$ . With this information, we can estimate the upper bound of the norm for an approximate eigenvector  $\mathbf{y}$  produced by the covariance matrix transformation  $\mathbf{y} = \text{Cov} \cdot \mathbf{v}$  with the following inequality:

$$\|\mathbf{y}\|_2 = \sqrt{\sum_{i=1}^d |y_i|^2} = \sqrt{\sum_{i=1}^d (\text{Cov}_{i1}v_1 + \text{Cov}_{i2}v_2 + \dots + \text{Cov}_{id}v_d)^2} \leq b^2 \cdot c \cdot d, \quad (15)$$

where the Euclidean norm of the input approximate eigenvector  $\mathbf{v}$  is bounded by  $c$ . In practical applications, different feature columns  $\mathbf{x}_i$  may have different bounds  $b_i$ . If the cloud service provider has legal access to these bounds, tighter upper bounds can be constructed. In this case, we have  $\text{Cov}_{ij} = \frac{1}{n} |\langle \mathbf{x}_i, \mathbf{x}_j \rangle| \leq b_i b_j$ ,  $\|\text{Cov}_i\|_2 \leq \sqrt{\sum_{0 \leq j < d} b_i^2 b_j^2}$ , and the upper bound of the Euclidean norm

of  $\mathbf{y}$  can be expressed as:

$$\|\mathbf{y}\|_2 = \sqrt{\sum_{i=1}^d (\text{Cov}_{i1}v_1 + \text{Cov}_{i2}v_2 + \cdots + \text{Cov}_{id}v_d)^2} \leq \sqrt{\sum_{i=1}^d (\sum_{j=1}^d b_i^2 b_j^2) \cdot c^2}. \quad (16)$$

*Lazy Normalization* Based on the upper bound of the Euclidean norm, we design a vector normalization method called *Lazy Normalization* to scale the eigenvectors. Let  $\mathbf{y}$  remain the approximate eigenvector obtained from the covariance matrix transformation  $\mathbf{y} = \text{Cov} \cdot \mathbf{v}$ , and denote the upper bound for its Euclidean norm as  $B$ . We then set the evaluation interval for the iterative InvSRT algorithm as  $(0, B^2]$ . Next, we perform an odd-degree Taylor expansion  $T(x)$  of  $f(x) = \frac{1}{\sqrt{x}}$  at the midpoint  $B^2/2 + 1$  which serves as the initial approximation function for the iterative InvSRT. It has been proven that such a Taylor expansion allows the subsequent iterative InvSRT to converge within a finite number of iterations [QX]. The iterative InvSRT then takes the initial approximation  $T(\langle \mathbf{y}, \mathbf{y} \rangle)$  as input and iterate  $\tau$  times to obtain a more accurate value of  $\frac{1}{\|\mathbf{y}\|_2}$ . The approximate eigenvector is then multiplied by the output of the iterative InvSRT to perform the normalization.

For any  $x \in (0, b^4 \cdot c^2 \cdot d^2]$ , it holds that  $T(x) \leq \frac{1}{\sqrt{x}}$  [QX]. Furthermore, the iterative InvSRT output is no greater than the ground truth of InvSRT (Theorem 3). Hence, we can estimate that both the Euclidean have an upper bound of 1 after the normalization. This allows us to recompute the upper bound of the Euclidean norm for the next approximate eigenvector  $\mathbf{y}' = \text{Cov} \cdot \mathbf{y}$ . In particular, if the length of  $\mathbf{v}$  is initially 1, then the upper bound of  $\|\mathbf{y}'\|_2$  remains unchanged and equal to the upper bound of  $\|\mathbf{y}\|_2$ .

The degree of  $T(x)$  is minimized to prevent generating extremely small high-degree coefficients that exceed the precision range of the homomorphic encryption scheme. This may lead to a result that the accuracy of  $T(x)$  in the interval  $(0, 1)$  is lower compared to the interval  $[1, B^2]$ , due to the significant difference in slopes on both sides of 1 for  $\frac{1}{\sqrt{x}}$ . Subsequent iterative InvSRT inherits this disparity of accuracy. It is impractical to achieve the same level of accuracy for the iterative InvSRT across the evaluation interval  $(0, 1)$  as in the interval  $[1, B^2]$ , since a significant number of iterations is required. The best we can do is to make an assumption that the covariance matrix transformation does not shrink the length of vectors by more than a factor of  $S$ . Based on this assumption, we can attempt to ensure that (i) the length of the eigenvector does not underflow during the PowerMethod iterations and (ii) the length of the final output eigenvector from the PowerMethod is sufficiently close to 1.

Therefore, our strategy is as follows. Let  $B'$  be a precision bound,  $e$  be an error bound, and  $t$  be the expected number of PowerMethod iterations. Denote  $S$  as the contraction coefficient of the covariance matrix transformation, which means that any vector, when transformed by the covariance matrix, is reduced in length by at most a factor of  $S$ . We then simulate the PowerMethod iterations on a unit-length vector to obtain the best-fit number of iterative InvSRT iterations in each PowerMethod iteration:

1. We start with an initial length  $l$  of 1. In each PowerMethod iteration, we first update  $l$  directly as  $l \leftarrow l \cdot S$ , without performing any actual covariance matrix transformation.
2. Subsequently, we evaluate  $T(l^2)$  and feed it into the iterative InvSRT. The resulting output, denoted as  $S'$ , must satisfy the following two conditions: (i)  $(l \cdot S' \cdot S)^2$  should not underflow beyond the predetermined precision bound  $B'$ , and (ii) the value  $1 - l \cdot S'$  must be smaller than  $e$  in the final iteration of the PowerMethod.
3.  $l$  is updated as  $l \leftarrow l \cdot S'$  in preparation for the subsequent round of PowerMethod iteration.
4. We maintain a record of the number of iterations employed by the iterative InvSRT during each iteration of the PowerMethod. In the actual homomorphic PowerMethod computation, we rely on these recorded iteration counts to perform the iterative InvSRT.

Up to this point, our Lazy Normalization strategy can be uniquely characterized by its evaluation interval  $(0, B^2]$ , initial approximation function  $T$ , precision bound  $B'$ , error bound  $e$ , number of PowerMethod iterations  $t$ , and the number of iterative InvSRT iterations per PowerMethod iteration. Consequently, we can conclude that the Lazy Normalization strategy is capable of accommodating  $t$  PowerMethod iterations that involve covariance matrix transformations with a contraction coefficient of  $S$  while maintaining an error bound  $e$  and a precision bound  $B'$ .

**Theorem 3.** *If Algorithm 3 is given an input  $y_0 \leq \frac{1}{\sqrt{x_0}}$ , then in any iteration, if  $y_{i-1} \leq \frac{1}{\sqrt{x_0}}$  and  $y_{i-1} > 0$ , it follows that  $y_{i-1} \leq y_i \leq x_0$ .*



*Proof.* When  $y_{i-1} \leq \frac{1}{\sqrt{x_0}}$  and  $y_{i-1} > 0$ , we have  $0 < x_0 y_{i-1}^2 \leq 1$ . Therefore,  $y_i \geq y_{i-1}$ . On the other hand, set  $y_{i-1} = x_0 - \epsilon$  where  $0 \leq \epsilon < \frac{1}{\sqrt{x_0}}$ . We can express  $y_i$  as follows:

$$\begin{aligned}
y_i &= \frac{1}{2} \left( \frac{1}{\sqrt{x_0}} - \epsilon \right) \left( 3 - x_0 \cdot \left( \frac{1}{\sqrt{x_0}} - \epsilon \right)^2 \right) \\
&= \frac{1}{2} \left( \frac{1}{\sqrt{x_0}} - \epsilon \right) (2 + 2\sqrt{x_0}\epsilon - x_0\epsilon^2) \\
&= \frac{1}{\sqrt{x_0}} - \frac{\sqrt{x_0}\epsilon^2}{2} - \sqrt{x_0}\epsilon^2 + \frac{x_0\epsilon^3}{2} \\
&\leq \frac{1}{\sqrt{x_0}}.
\end{aligned} \tag{17}$$

---

**Algorithm 9** TaylorInit

---

**Input:**  $ct(x)$ : ciphertext encrypting value  $x$ ;  $B$ : upper bound for the iterative InvSRT evaluation interval;  $o$ : truncation order.

**Output:**  $ct(x')$ , where  $x' = T(x)$ , and  $T(x)$  is the Taylor expansion polynomial of  $\frac{1}{\sqrt{x}}$  at point  $B/2 + 1$  with truncated order  $o$ .

---



---

**Algorithm 10** IterativInvSRTbyNewton

---

**Input:**  $ct(x)$ : ciphertext encrypting point;  $x$   $ct(\text{Guess})$ : initial approximation of iterative InvSRT at point  $x$ ;  $\tau$ : number of iterations.

**Output:**  $ct(x')$ ,  $x' \approx \frac{1}{\sqrt{x}}$

- 1:  $ct(x') \leftarrow ct(\text{Guess})$
  - 2: **for**  $i$  range 0 to  $\tau - 1$  **do**
  - 3:    $ct(\text{Temp}) \leftarrow \text{Mult}(\text{Mult}(ct(x'), ct(x')), \text{Mult}(ct(x'), ct(x)))$
  - 4:    $ct(\text{Temp}) \leftarrow \text{Sub}(ct(\text{Temp}), \text{PMult}(pt(3), ct(x')))$
  - 5:    $ct(\text{Temp}) \leftarrow \text{PMult}(pt(1/2), ct(\text{Temp}))$
  - 6:    $ct(x') \leftarrow ct(\text{Temp})$
  - 7: **end for**
  - 8: **return**  $ct(x')$
- 

**Eigenvalue Computation** The process of computing the eigenvalue is similar to completing another round of Power Method iterations. Let  $\mathbf{v}$  be the eigenvector obtained after  $t$  iterations. The eigenvalue  $\lambda$  is given by  $\lambda = \frac{\langle \text{Cov} \cdot \mathbf{v}, \mathbf{v} \rangle}{\langle \mathbf{v}, \mathbf{v} \rangle}$ . We know that  $\mathbf{v}$  has been normalized after  $t$  iterations. Therefore, if we are confident enough in the accuracy of the normalization process, the eigenvalue computation can be simplified to  $\lambda = \langle \text{Cov} \cdot \mathbf{v}, \mathbf{v} \rangle$ . The process of  $\text{Cov} \cdot \mathbf{v}$  is exactly the same as the first half of a new round of Power Method iterations. However,  $\text{Cov} \cdot \mathbf{v}$  and  $\mathbf{v}$  have different orientations, i.e., if one is a column vector, the other is a row vector, and vice versa. Therefore, when performing the dot product, we need to flip the orientation of  $\mathbf{v}$  to match that of  $\text{Cov} \cdot \mathbf{v}$ . The axis flipping algorithm (AxisFlipping) is provided in Algorithm (11). Next, computing  $\langle \text{Cov} \cdot \mathbf{v}, \mathbf{v} \rangle$  only requires  $k$  ciphertext multiplications and one aggregation operation. We can incorporate the eigenvalue computation into the PowerMethod iteration, specifically in the last round of the Power Method (total  $t + 1$  rounds), where the iteration is used to compute the eigenvalue instead of updating the eigenvector. Note that we need to retain  $\mathbf{v}^T$  to compute the covariance matrix after the eigenvalue transformation.

So far, we have discussed the three modules of the Power Method algorithm, namely the linear transformation of the covariance matrix, normalization of the eigenvectors, and computation of the eigenvalues. These modules cover all the processing details of the Power Method, and the complete process is provided in Algorithm 13, where the invoked iterative InvSRT algorithm is implemented by

**Algorithm 11** AxisFlipping**Input:**

$\{ct(V[i]) | 0 \leq i < k\}$ : a set of encrypted matrices representing one replicated vector;  
axis: the axis of the vector.

**Output:**

$\{ct(V[i]^T) | 0 \leq i < k\}$   
1: Mask  $\leftarrow I$   
2: **for**  $i$  range 0 to  $k - 1$  **do**  
3:    $ct(V[i]^T) \leftarrow \text{PMult}(\text{Mask}, ct(V[i]))$   
4:    $ct(V[i]^T) \leftarrow \text{Aggregate}(ct(V[i]^T); \text{axis} + 1 \bmod 2)$   
5: **end for**  
6: **return**  $\{ct(V[i]^T) | 0 \leq i < k\}$

**Algorithm 12** Homomorphic EigenShift (HEigenShift)**Input:**

$ct(\lambda), \{ct(V[i]) | 0 \leq i < k\}$ : the dominant eigenvalue and the corresponding eigenvector;  
 $\{ct(V[i]^T) | 0 \leq i < k\}$ : the transposed eigenvector;  
 $\{ct(\text{Cov}_i[j]) | 0 \leq i, j < k\}$ : the covariance matrix;

**Output:**

$\{ct(\text{SCov}_i[j]) | 0 \leq i, j < k\}$ : the 1-shifted version of Cov.  
1: **for**  $0 \leq j < k$  **do**  
2:   **for**  $0 \leq i < k$  **do**  
3:      $ct(\lambda \cdot V^T V_i[j]) \leftarrow \text{Mul}(ct(\lambda), \text{Mul}(ct(V[j]^T), ct(V[i])))$   
4:      $ct(\text{SCov}_i[j]) \leftarrow \text{Sub}(ct(\text{Cov}_i[j]), ct(\lambda \cdot V^T V_i[j]))$   
5:   **end for**  
6: **end for**  
7: **return**  $\{ct(\text{SCov}_i[j]) | 0 \leq i, j < k\}$

Newton's method with a Taylor expansion as the initial approximation (see Algorithm 9 and 10). We analyze the multiplication depth and the computation complexity of Algorithm 13 in Theorem 4.

**Theorem 4.** *The multiplication depth of Algorithm 13 is  $O(l_P \cdot (3 + \log(\text{order}) + 3 \cdot l_N + 1) + 3)$ , and the time complexity is dominated by  $O((l_P + 1) \cdot (k^2 + k + c + 3 \cdot l_N + 1) - 3 \cdot l_N - 1)$  ciphertext multiplications and  $O(\frac{3k+3}{2} \log n \cdot (l_P + 1))$  ciphertext rotations, where  $c$  is the number of ciphertext multiplications needed for the Taylor polynomial evaluation.*

*Proof.* In each round of the PowerMethod, a maximum of 3 multiplication depths,  $k^2 + k$  ciphertext multiplications, and  $(2k + 1) \cdot \log n$  (or  $(k + 2) \cdot \log n$ ) ciphertext rotations are required to accomplish the covariance matrix transformation and one inner product. Subsequently,  $\log(\text{order})$  depths and  $c$  ciphertext multiplications are needed for the Taylor Expansion. Once we enter Newton's Method iterative algorithm, each iteration necessitates 3 depths and 3 ciphertext multiplications. Lastly, a single multiplication depth is required to perform the ciphertext multiplication for scaling the approximate eigenvector. After conducting  $l_P$  rounds of PowerMethod iterations, an additional covariance matrix transformation and inner product are required to complete the eigenvalue calculation.

## 6.2 Privacy-Preserving PCA

The final step is to combine the Power Method with the EigenShift algorithm to compute multiple dominant eigenvectors and their corresponding eigenvalues. After each execution of the Power Method, we replace the covariance matrix with its 1 shifted version, thereby ensuring that for  $1 \leq k$ , the  $k$ -th round of the Power Method yields the  $k$ -th dominant eigenvector of the original covariance matrix of the dataset. The implementation of the homomorphic 1-th EigenShift algorithm is presented in Algorithm 12. It utilizes the dominant eigenvalue  $\lambda$  and the corresponding eigenvector and its transpose  $\mathbf{v}, \mathbf{v}^T$  obtained in the previous Power Method iteration to update the covariance matrix as  $\text{Cov}' = \text{Cov} - \lambda \cdot \mathbf{v}^T \mathbf{v}$ . It can be proven that the 1-shifted covariance matrix always has a smaller amplification effect on the vectors than its non-shifted version (see Appendix B for details). Thereby, we do not need to recompute the upper bound for the norm of vectors transformed by the shifted covariance matrix

**Algorithm 13** Homomorphic PowerMethod(HPowerMethod)**Input:**

$\{ct(\text{Cov}_i[j]) \mid 0 \leq i, j < k\}$ : the encrypted covariance matrix;  
 $l_P$ : iterations for the PowerMethod;  
 $l_N$ : iterations for the InvSRTByNewton;  
 $\{ct(V_0[i]) \mid 0 \leq i < k\}$ : encrypted submatrices representing the initial selection for the approximated eigenvector;  
axis: the axis of the current approximate eigenvectors, where axis = 0 represents row vectors with all rows being equal and axis = 1 represents column vectors with all columns being equal;  
 $B$ : upper bound for the iterative InvSRT evaluation interval;  
order: truncation order for the Taylor initialization.

**Output:**

$ct(\lambda)$ ,  $\{ct(V_{l_P-1}[i]^T) \mid 0 \leq i < k\}$ ,  $\{ct(V_{l_P-1}[i]) \mid 0 \leq i < k\}$ : Dominant eigenvalue of the covariance matrix, the corresponding eigenvector, along with its transposition.

```

1: for  $t$  range 0 to  $l_P$  do
2:   for  $i$  range 0 to  $k-1$  do
3:      $ct(\text{Sum}) \leftarrow ct(\mathbf{0})$ 
4:     for  $j = 0; j < k; j++$  do
5:       if axis == 0 then
6:          $ct(\text{Sum}) \leftarrow \text{Add}(\text{Mult}(ct(\text{Cov}_j[i]), ct(V_i[i])), ct(\text{Sum}))$ 
7:       else if axis == 1 then
8:          $ct(\text{Sum}) \leftarrow \text{Add}(\text{Mult}(ct(\text{Cov}_i[j]), ct(V_i[i])), ct(\text{Sum}))$ 
9:       end if
10:    end for
11:     $ct(V_{t+1}[i]) \leftarrow \text{Aggregate}(ct(\text{Sum}); \text{axis} + 1 \bmod 2)$ 
12:  end for
13:  axis  $\leftarrow$  axis + 1 mod 2
14:   $ct(\text{Sum}) \leftarrow ct(\mathbf{0})$ 
15:  for  $i$  range 0 to  $k-1$  do
16:     $ct(\text{Sum}) \leftarrow \text{Add}(\text{Mult}(ct(V_{t+1}[i]), ct(V_{t+1}[i])), ct(\text{Sum}))$ 
17:  end for
18:   $ct(\text{Sum}) \leftarrow \text{Aggregate}(ct(\text{Sum}); \text{axis} + 1 \bmod 2)$ 
19:  if  $n < l_P$  then
20:     $ct(\text{Guess}) \leftarrow \text{TaylorInit}(ct(\text{Sum}), B, \text{order})$ 
21:     $ct(\text{Sum}) \leftarrow \text{InvSqrtByIteration}(ct(\text{Guess}), ct(\text{Sum}), l_N)$ 
22:    for  $i$  range 0 to  $k-1$  do
23:       $ct(V_{t+1}[i]) \leftarrow \text{Mult}(ct(V_{t+1}[i]), ct(\text{Sum}))$ 
24:    end for
25:  end if
26:  if  $t = l_P$  then
27:     $\{ct(V_i[i]^T) \mid 0 \leq i < k\} \leftarrow \text{AxisFlipping}(\{ct(V_i[i]) \mid 0 \leq i < k\}, \text{axis} + 1 \bmod 2)$ 
28:     $ct(\text{Sum}) \leftarrow ct(\mathbf{0})$ 
29:    for  $i$  range 0 to  $k-1$  do
30:       $ct(\text{Sum}) \leftarrow \text{Add}(\text{Mult}(ct(V_{t+1}[i]), ct(V_t[i])), ct(\text{Sum}))$ 
31:    end for
32:     $ct(\lambda) \leftarrow \text{Aggregate}(ct(\text{Sum}); \text{axis} + 1 \bmod 2)$ 
33:  end if
34: end for
35: return  $ct(\lambda)$ ,  $\{ct(V_{l_P-1}[i]^T) \mid 0 \leq i < k\}$ ,  $\{ct(V_{l_P-1}[i]) \mid 0 \leq i < k\}$ 

```

in each execution of PowerMethod. The entire process of the privacy-preserving PCA algorithm is provided in Algorithm 14.

One more important consideration is the need for modulus refreshes when the multiplication depth of our algorithm exceeds the maximum multiplication depth supported by the underlying CKKS scheme. It is always necessary to carefully select appropriate positions in the algorithm to perform modulus refreshes in order to minimize the overall number of refresh operations. We defer the discussion on the timing of the modulus refresh operations in our privacy-preserving PCA algorithm to Appendix C for further details.

---

**Algorithm 14** Privacy-Preserving PCA
 

---

**Input:**

$ct(X_j[\ell])|0 \leq j < k, 0 \leq \ell < \lceil s/n \rceil$ : partitioned and encrypted dataset;  
 $n_Z$ : maximum diagonal index for transformation  $Z$ ;  
 $n_T$ : maximum diagonal index  $n_T$  for transformation  $T$ ;  
 $l_E$ : expected number of eigenvectors or principal components.  $l_P$ : iterations for the PowerMethod;  
 $l_N$ : iterations for the InvSRTByNewton;  
 $B$ : upper bound for the iterative InvSRT evaluation interval;  
 $order$ : truncation order for the Taylor initialization.

**Output:**

$\{\{ct(V[i])|0 \leq i < k\}_j|0 \leq j < l_E\}, \{ct(\lambda_j)|0 \leq j < l_E\}$ :  $l_E$  dominant eigenvectors and the corresponding eigenvalues.  
 1:  $\{ct(Cov_j[\ell])\} \leftarrow \text{HCovMtrx}(ct(X_j[\ell])|0 \leq j < k, 0 \leq \ell < \lceil s/n \rceil, n_Z, n_T)$   
 2: **for**  $m := 0; m < l_E; m++$  **do**  
 3:  $\{ct(V_0[i])|0 \leq i < k\} \leftarrow$  Randomly Generate with  $\ell_2 = 1$   
 4:  $axis \leftarrow 1$   
 5:  $ct(\lambda_m), \{ct(V)\}_m, \{ct(V^T)\}_m \leftarrow \text{HPowerMethod}(\{ct(Cov_j[\ell])\}, l_P, l_N, \{ct(V_0[i])\}, axis, B, order)$   
 6:  $\{ct(Cov_j[\ell])\} \leftarrow \text{EigenShift}(ct(\lambda_m), \{ct(V)\}_m, \{ct(V^T)\}_m, \{ct(Cov_j[\ell])\})$   
 7: **end for**  
 8: **return**  $\{\{ct(V[i])|0 \leq i < k\}_j|0 \leq j < l_E\}, \{ct(\lambda_j)|0 \leq j < l_E\}$

---

## 7 Implementation

We implement all the proposed algorithms described in the previous sections using the Lattigo library V4.1.0 [lat22], which provides an implementation of the full-RNS CKKS scheme in Golang. The implementation of all the algorithms can be found in [Ma23]. Our experiments are conducted on a machine running Windows 10, equipped with an AMD Ryzen 7 7735HS (3.19 GHz) processor and 32GB of memory.

First, we present the performance results of the  $Z$  and  $T$  linear transformations using our diagonal convergence decomposition technique proposed in Section 4. Then, we proceed to report the performance of our privacy-preserving PCA and compare it with the state-of-art work by Panda. [Pan21]. Their work is the most relevant to our scenario, as it also focuses on designing privacy-preserving PCA based on the CKKS scheme in a cloud computing service setting.

### 7.1 Performance of $Z$ and $T$ Using Diagonal Convergence Decomposition

We conduct tests on the space optimization effect of our Diagonal Convergence Decomposition on the  $128 \times 128$  double-hoisting matrix multiplication. We evaluate the performance of the  $Z$  and  $T$  transformations decomposed at different maximum expected diagonal indices and compare them with the original double-hoisting ones with no decomposition applied (see Table 3). The evaluation is conducted on a concrete CKKS instance that offers a maximum available modulus level of 14 with parameters:  $\log N = 15, \log b = 760, \sigma = 3.2$  (see Appendix A for detailed parameter explanation). A baseline level of  $14 - 4 = 10$  is set, and the initial modulus levels for all tested transformations are assigned appropriately to ensure that all transformation results fall down to the baseline level. From Table 3, we can observe that for a fixed inner loop count, a smaller expected maximum diagonal index leads

Scheme	Matrix	$n_1$	MaxDiagNo.	Rtk(MB)	Ct(MB)	time(s)	Depth
dh-BSGS	Z	8	127	1755	53	2.004	1
DCDmp	Z	8	64	1080	53	1.362	2
DCDmp	Z	8	32	<b>720</b>	53	1.249	4
dh-BSGS	Z	16	127	1395	113	1.286	1
DCDmp	Z	16	64	1080	113	<b>1.094</b>	2
DCDmp	Z	16	32	900	113	1.179	4
dh-BSGS	T	8	127 · 128	1035	53	1.049	1
DCDmp	T	8	64 · 128	720	53	0.701	2
DCDmp	T	8	32 · 128	<b>540</b>	53	0.652	4
dh-BSGS	T	16	127 · 128	1035	113	0.725	1
DCDmp	T	16	64 · 128	900	113	<b>0.572</b>	2
DCDmp	T	16	32 · 128	810	113	0.613	4

**Table 3.** Run-time performance Comparison of LinTrans  $Z, T$  between original double-hoisting BSGS(dh-BSGS) and our Diagonal Convergence Decomposed scheme(DCDmp). **Rtk(MB)** represents the total space required for rotation keys, while **Ct(MB)** represents the total space required for caching hoisted ciphertexts during linear transformations, both measured in MB (megabytes).

to a greater reduction in key space. In the decomposition with an expected maximum diagonal index four times smaller than 128, we successfully reduce the rotation key space of  $Z$  by 58% for an inner loop of 8 and by 35% for an inner loop of 16.

Additionally, our decomposition improve the computation speed of  $Z$  and  $T$ . This is because, Within the matrix transformation product chain obtained after decomposition, the transformations that are initially performed at high levels (the ones on the right-hand side of the chain) require only a small amount of complexity, and the main complexity arises from the final matrix transformation in the chain (the one on the left-hand side), which is performed at the same level as the original scheme and has a smaller scale compared to the transformation that was not decomposed. Therefore, our decomposition scheme provides an optimized trade-off between space and speed, making the overall matrix multiplication scheme more flexible.

## 7.2 Privacy-preserving PCA

**Communication Model** Our Privacy-preserving PCA algorithm serves the cloud computing scenario. We describe the communication model on which our algorithm is based in the following.

- Encryption of User Data: The user employs homomorphic encryption to encrypt their data, ensuring the confidentiality of the data, and transmits it to the cloud.
- Cloud-side Computation: Upon receiving the encrypted data from the user, the cloud service provider conducts the privacy-preserving PCA algorithm on their end, leveraging homomorphic encryption techniques to carry out computations without decrypting the user’s data.
- Return of Computation Results: Once the computation is completed, the cloud service provider returns the results to the user in encrypted form. The user can then locally decrypt the ciphertext results using their private key to obtain the plaintext results of the computation.

Through this communication model, the user’s data remains encrypted at all times, and the plaintext is only accessible after decryption on the user’s end.



**Accuracy Measurement** We provide two metrics to measure the accuracy of our Privacy-Preserving PCA algorithm. The first metric is  $R2(X)$ , which represents the R2 score between the reconstructed dataset obtained from privacy-preserving PCA and the original dataset. It is demonstrated that a PCA algorithm is considered to have good accuracy if it achieves an  $R2(X)$  score larger than 0.3 in [Pan21].

The second metric is  $R2(V)$ , which quantifies the similarity between the principal components computed by privacy-preserving PCA and the ground truth principal components computed using the `np.linalg.eig` function from the `numpy` package in Python. A higher value of  $R2(V)$ , closer to 1, indicates that the principal components obtained from privacy-preserving PCA are more similar to the ground truth.

## Experimental Setup

*Modulus Refresh Strategy Selection* The modulus refresh operation in our privacy-preserving PCA algorithm can be theoretically achieved through the following two approaches based on the cloud service scenario.

1. The interactive strategy: the cloud service provider sends the ciphertexts that have reached the maximum depth to the user. The user then decrypts these ciphertexts, re-encrypts them on the maximum modulus level, and sends them back to the cloud for further homomorphic computation. This approach introduces communication overhead and requires the user to listen to the cloud continuously.
2. The non-interactive strategy: the cloud service provider performs bootstrapping locally on the ciphertexts. While several bootstrapping methods designed for CKKS have been proposed in recent years, their software implementations are still relatively time-consuming. Therefore, the number of modulus refreshes will become one of the dominant factors in the algorithm’s time complexity when using this strategy.

We use the interactive modulus refresh strategy throughout our experiment since our algorithm consumes a large number of modulus levels and does not yield satisfactory results when bootstrapping routine is utilized to achieve the non-iterative modulus refresh strategy. However, it is worth noting that there exist hardware-accelerated solutions for bootstrapping that can significantly reduce its computational overhead. Our privacy-preserving PCA algorithm may become truly practical under the non-interactive modulus refresh strategy with such hardware optimizations.

*Parameterization for Underlying Homomorphic Encryption Scheme* We set up a concrete CKKS instance with parameters  $\log N = 15$ ,  $b = 720$ ,  $\sigma = 3.2$ ,  $\delta = 40$  as the underlying homomorphic encryption scheme of our privacy-preserving PCA algorithm (see Appendix A for the explanation of parameters), ensuring 128-bit security. This instance provides 13 levels of 40-bit moduli and achieves 20 bits of precision.

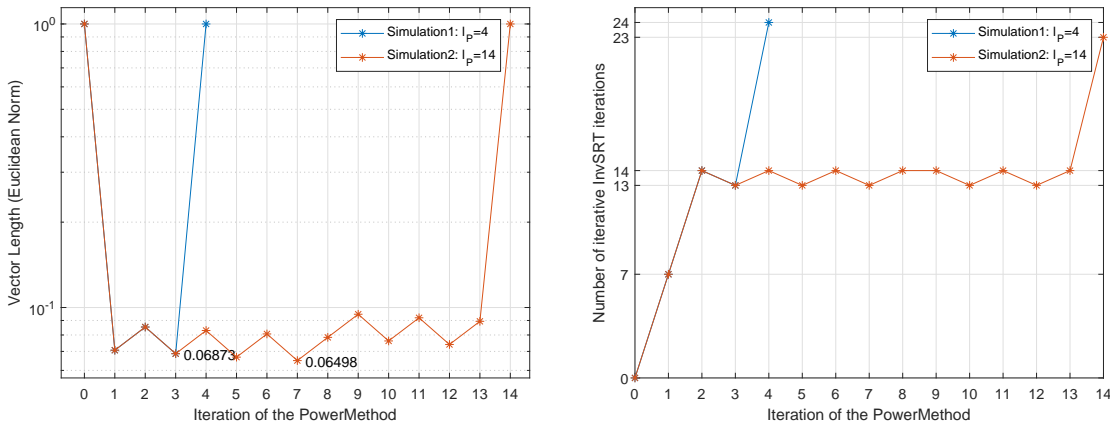
*Dataset Preprocessing* We conduct our privacy-preserving PCA algorithm on the MNIST [Den12], Fashion-MNIST [XRV17], and YALE [BHK97] datasets. The preprocessing of the three datasets, including cropping, is performed exactly as described in the work by Panda [Pan21]. The images in the MNIST and Fashion-MNIST datasets are cropped to 16x16 pixels, and the Yale samples are converted to grayscale and cropped from 195 x 231 pixels to 16x16 pixels. In the subsequent experiments, we will extract a specific number of samples  $s$  from these datasets to construct new datasets for testing our algorithm. All the datasets used in the experiments are divided into submatrices of size  $128 \times 128$  since our underlying homomorphic encryption scheme offers a plaintext space of  $\mathbb{C}^{14}$  where each ciphertext can accommodate exactly one submatrix.

*Parameterization for Covariance Matrix Computation* Our covariance matrix computation is designed to harness the advantages of parallel matrix multiplications. We employ a single thread to compute the covariance matrix in cases where the dataset size is no larger than  $2 \times 2$  sub-matrices. As for dataset sizes surpassing this threshold, we allocate seven threads to compute the corresponding covariance matrix. The  $128 \times 128$  matrix multiplications within the covariance matrix computation are

implemented by our optimized matrix multiplication algorithm equipped with the hoisting techniques and a Diagonal Convergence Decomposition strategy with an expected maximum non-zero diagonal index of 32. This configuration reduces 35% and 20% in the requisite number of rotation keys for the  $Z$  and  $T$  transformations with an inner loop count of 16, respectively. Such optimization mitigates the risk of memory saturation, diminishes the communication overhead between the user and the cloud, and decreases computational time. We also implement all three covariance matrix computation optimizations mentioned in Section 5.2. Specifically, we group every 1400 rows of samples into one segment and apply optimizations 1 and 2 to each segment when the dataset contains more than 1400 rows. The covariance matrices computed from different segments are aggregated to obtain the final result.

*Parameterization for Vector Normalisation* In section 6.1.2, we estimate that performing a covariance matrix transformation on a vector of length  $c$  results in a transformed vector with an upper bound length of  $b^2 \cdot c \cdot d$ , where  $b$  is the upper bound of all elements in the covariance matrix and  $d$  is the number of features in the dataset. Since the upper bound length of the transformed vector will be used to set up the evaluation interval of the iterative InvSRT function, we should not let this upper bound be too big or it will be too expensive to evaluate the InvSRT function across the interval. Thereby, we scale all samples in the preprocessed datasets by a factor of  $1/255$ , resulting in an upper bound  $b = 1$  for all elements in their covariance matrices.

Following the Lazy Normalization strategy, we set the evaluation interval of the iterative InvSRT function to  $[0.1^{-7}, b^2 \cdot c \cdot d]$  and use a linear Taylor expansion at point  $2^{16}/2 + 1$  to obtain the initial approximation of the iterative InvSRT algorithm. We determine through experimentation that the iterative InvSRT requires a minimum of  $k = 12$  basic iterations to achieve the desired accuracy within the evaluation interval  $[1, 2^{16}]$ . In order to make the Lazy Normalization strategy be capable of accommodating up to  $l_P$  PowerMethod iterations that involve covariance matrix transformations with a contraction coefficient of 0.5 while maintaining an error bound  $e = 1e - 5$  and a precision bound  $p = 1e - 3$ , PowerMethod simulations are conducted to select the number of iterative InvSRT iterations in each PowerMethod iteration, for  $l_P = 4$  and  $l_P = 14$  (see Figure 1). Consequently, we manage to employ an average of 14.5 iterative InvSRT iterations per PowerMethod iteration for  $l_P = 4$ , and an average of 13.8 iterative InvSRT iterations per PowerMethod iteration for  $l_P = 14$ .



**Fig. 1.** PowerMethod Simulations for Vector Normalization Parameterization. The figures presented on the left and right respectively illustrate the evolution of vector lengths and the number of iterative InvSRT iterations per PowerMethod iteration in 4 and 14 rounds of simulations. The simulations are conducted with an error bound of  $e = 1e - 5$  and a precision bound of  $p = 1e - 3$ .

**Performance Comparison** Based on the aforementioned experimental setup, we conduct our privacy-preserving PCA algorithm and compare its performance with the previous work of Panda. [Pan21]. Table 4 presents the performance of our privacy-preserving PCA algorithm and the algorithm proposed

Scheme	DataSet	$s$	$l_E$	$l_P$	$l_N$	$time(\text{min})$	$R2(X)$	$R2(V)$	Lvs/PM
[Pan21]	MNIST	200	4	4	6	5.21	0.448	0.047	77
Ours	MNIST	200	4	4	14.5	<u>0.56+2.16</u>	0.485	0.174	61
[Pan21]	MNIST	200	4	14	6	18.42	0.490	0.196	77
Ours	MNIST	200	4	14	13.8	0.58+8.41	<u>0.491</u>	<u>0.349</u>	54
[Pan21]	MNIST	60000	8	14	6	1628	0.306	0.445	77
Ours	MNIST	60000	8	14	13.8	<u>45 + 14</u>	<u>0.317</u>	<u>0.728</u>	54
[Pan21]	F-MNIST	200	4	4	6	5.3	0.411	0.471	77
Ours	F-MNIST	200	4	4	14.5	<u>0.58 + 2.23</u>	<u>0.478</u>	<u>0.650</u>	61
[Pan21]	F-MNIST	60000	8	14	6	1628	0.508	0.703	77
Ours	F-MNIST	60000	8	14	13.8	<u>45 + 14</u>	<u>0.577</u>	<u>0.911</u>	54
[Pan21]	Yale	165	6	14	6	27.5	0.665	0.792	77
Ours	Yale	165	6	14	13.8	<u>0.62 + 11</u>	<u>0.674</u>	<u>0.917</u>	54

**Table 4.** Performance Comparison between privacy-preserving PCA algorithms in [Pan21] and Ours under interactive modulus refresh strategy.  $l_E$  denotes the desired number of principal components,  $l_P$  represents the number of iterations for the PowerMethod,  $l_N$  represents the average number of iterative InvSRT,  $Lvs/PM$  represents the average modulus levels consumed per PowerMethod iteration, and  $time$  denotes the time for the entire computation, where our approach’s time consists of two parts: the computation time of the covariance matrix (left) and the computation of principal components, i.e., the PowerMethod and EigenShift algorithms (right).

in [Pan21]., both using the interactive modulus refresh strategy.

*Efficiency and Scalability* We can observe that for the same number of principal components and PowerMethod iterations, our algorithm is approximately 1.9 times faster in terms of the overall runtime. Specifically, our PowerMethod runs at a speed of approximately 8.2 seconds per iteration, which is around 2.3 times faster than the 19.6 seconds reported by Panda per iteration. This notable improvement can be attributed to a lower number of ciphertext rotations achieved by our PowerMethod (see Theorem 4) compared to their reported complexity of  $O(l_P \cdot (2 \log d \cdot \frac{s \cdot d}{N/2} + \log \frac{N/2}{d}))$  (where  $s$  remains the number of samples and  $d$  the number of features). This advantage becomes more apparent when dealing with larger sample sizes. As an example, we are able to compute the top 8 eigenvectors of a dataset with 60,000 samples in approximately 1 hour using 7 threads, which is estimated to be 8 times faster than the work by Panda using the same number of threads. Such scalability is not reported in previous research.

*Accuracy and Practicality* Our privacy-preserving PCA demonstrates an average improvement in  $R2(X)$  accuracy of 0.05 and  $R2(V)$  accuracy of 0.195 compared to the results reported by Panda for the same number of eigenvectors and PowerMethod iterations. This is attributed to the higher precision of our vector normalization strategy (Lazy Normalization) compared to theirs. They simply fix the evaluation interval of their iterative InvSRT to  $[0.001, 750]$ , use a linear initial approximation function  $y = -0.00019703x + 0.14777278$ , and employ 6 iterations of iterative InvSRT in each PowerMethod iteration. If we evaluate the effectiveness of their vector normalization strategy using the PowerMethod Simulation we employ in Lazy Normalization, their strategy only accommodates 4 PowerMethod iterations for an error bound of  $1e - 2$  involving covariance matrix transformations with a contraction coefficient of 1. Furthermore, their approach requires pre-scaling the datasets to match the evaluation interval of the vector normalization, posing a high probability of overflow (or underflow)

when pre-scaling is done inappropriately by users. In contrast, our strategy determines the evaluation interval based on the upper bound of the dataset elements, eliminating the risk of such failures and demonstrating better practicality.

*Modulus Utilization* Additionally, our modulus utilization is higher than the approach proposed by Panda. For a total of 4 PowerMethod iterations, our approach requires an average of 61 modulus levels for each PowerMethod iteration with an average of 14.5 iterative InvSRT iterations, while their approach requires an average of 77 modulus levels to complete one PowerMethod iteration with only 6 iterative InvSRT iterations. This discrepancy arises due to two factors: (i) We composite two iterative InvSRT iterations into one and employ more ciphertext multiplications to save 1 modulus level per iterative InvSRT iteration. (ii) their PowerMethod implementation has a multiplication depth that is dependent on the dataset’s number of features. In contrast, our approach’s multiplication depth is independent of the dataset’s features. As a result, we have more flexibility in performing additional rounds of the iterative InvSRT algorithm to achieve a more accurate vector normalization.

## 8 Conclusion and further discussion

In this paper, we have presented a novel and efficient privacy-preserving PCA scheme using homomorphic in the context of cloud computing, which has addressed several challenges presented in previous approaches. Firstly, we have successfully tackled the obstacle of homomorphically computing the covariance matrix, a limitation in previous methods. This is achieved by designing an efficient homomorphic covariance calculation algorithm, leveraging our optimized matrix multiplication as a core component, and utilizing parallel computations of multiple matrix multiplication instances to enhance speed. Secondly, we have introduced an efficient homomorphic circuit for the PowerMethod algorithm, which incorporates a universal vector normalization strategy to address the issue of potential accuracy loss. The experimental results demonstrate that our approach surpasses state-of-the-art methods, offering reduced runtime, improved accuracy, and enhanced scalability.

There are several topics for further discussion, including but not limited to:

1. A significant portion of the complexity in homomorphic matrix multiplication comes from row and column transformations. Recent work by Jang *et al.* introduced optimizations for matrix multiplication that effectively reduce the complexity of these transformations [JLK<sup>+</sup>22]. Their optimizations could be complementary to ours, and combining them may lead to even better performance.
2. The performance of PowerMethod depends on the characteristics of the dataset itself, especially the distribution of eigenvalues. If the eigenvalues of the covariance matrix are close to each other, the accuracy of PowerMethod may be reduced. It may be worth considering alternative PCA algorithms to achieve more accurate results. Notably, our homomorphic covariance matrix computation algorithm can serve as a black box function for alternative privacy-preserving PCA algorithm design.
3. Our proposed solution can serve as a candidate for multi-party privacy-preserving PCA. Specifically, our approach can be migrated to multi-party homomorphic encryption such as the work proposed by Mouchet *et al.* [MTPBH21] and provide possible solutions for both vertical and horizontal federated privacy-preserving PCA scenarios.

## 9 Acknowledgements

This research is supported by the National Key R&D (Research and Development) Program of China 2021YFF0704102.

## References

- BGV14. Zvika Brakerski, Craig Gentry, and Vinod Vaikuntanathan. (leveled) fully homomorphic encryption without bootstrapping. *ACM Transactions on Computation Theory (TOCT)*, 6(3):1–36, 2014.

- BHK97. Peter N. Belhumeur, Joao P Hespanha, and David J. Kriegman. Eigenfaces vs. fisherfaces: Recognition using class specific linear projection. IEEE Transactions on pattern analysis and machine intelligence, 19(7):711–720, 1997.
- BMTPH21. Jean-Philippe Bossuat, Christian Mouchet, Juan Troncoso-Pastoriza, and Jean-Pierre Hubaux. Efficient bootstrapping for approximate homomorphic encryption with non-sparse keys. In Advances in Cryptology–EUROCRYPT 2021: 40th Annual International Conference on the Theory and Applications of Cryptographic Techniques, Zagreb, Croatia, October 17–21, 2021, Proceedings, Part I, pages 587–617. Springer, 2021.
- CHK<sup>+</sup>19. Jung Hee Cheon, Kyoohyung Han, Andrey Kim, Miran Kim, and Yongsoo Song. A full rns variant of approximate homomorphic encryption. In Selected Areas in Cryptography–SAC 2018: 25th International Conference, Calgary, AB, Canada, August 15–17, 2018, Revised Selected Papers 25, pages 347–368. Springer, 2019.
- CKKS17. Jung Hee Cheon, Andrey Kim, Miran Kim, and Yongsoo Song. Homomorphic encryption for arithmetic of approximate numbers. In Advances in Cryptology–ASIACRYPT 2017: 23rd International Conference on the Theory and Applications of Cryptology and Information Security, Hong Kong, China, December 3–7, 2017, Proceedings, Part I 23, pages 409–437. Springer, 2017.
- Den12. Li Deng. The mnist database of handwritten digit images for machine learning research. IEEE Signal Processing Magazine, 29(6):141–142, 2012.
- DMY16. Dung Hoang Duong, Pradeep Kumar Mishra, and Masaya Yasuda. Efficient secure matrix multiplication over lwe-based homomorphic encryption. Tatra mountains mathematical publications, 67(1):69–83, 2016.
- FV12. Junfeng Fan and Frederik Vercauteren. Somewhat practical fully homomorphic encryption. Cryptology ePrint Archive, 2012.
- Hot33. Harold Hotelling. Analysis of a complex of statistical variables into principal components. Journal of educational psychology, 24(6):417, 1933.
- HS14. Shai Halevi and Victor Shoup. Algorithms in helib. In Advances in Cryptology–CRYPTO 2014: 34th Annual Cryptology Conference, Santa Barbara, CA, USA, August 17–21, 2014, Proceedings, Part I 34, pages 554–571. Springer, 2014.
- HS18. Shai Halevi and Victor Shoup. Faster homomorphic linear transformations in helib. In Advances in Cryptology–CRYPTO 2018: 38th Annual International Cryptology Conference, Santa Barbara, CA, USA, August 19–23, 2018, Proceedings, Part I 38, pages 93–120. Springer, 2018.
- JKLS18. Xiaoqian Jiang, Miran Kim, Kristin Lauter, and Yongsoo Song. Secure outsourced matrix computation and application to neural networks. In Proceedings of the 2018 ACM SIGSAC conference on computer and communications security, pages 1209–1222, 2018.
- JLK<sup>+</sup>22. Jaehee Jang, Younho Lee, Andrey Kim, Byunggook Na, Donggeon Yhee, Byoungan Lee, Jung Hee Cheon, and Sungroh Yoon. Privacy-preserving deep sequential model with matrix homomorphic encryption. In Proceedings of the 2022 ACM on Asia Conference on Computer and Communications Security, pages 377–391, 2022.
- lat22. Lattigo v4. Online: <https://github.com/tuneinsight/lattigo>, August 2022. EPFL-LDS, Tune Insight SA.
- LKS16. Wen-jie Lu, Shohei Kawasaki, and Jun Sakuma. Using fully homomorphic encryption for statistical analysis of categorical, ordinal and numerical data. Cryptology ePrint Archive, 2016.
- LPR10. Vadim Lyubashevsky, Chris Peikert, and Oded Regev. On ideal lattices and learning with errors over rings. In Advances in Cryptology–EUROCRYPT 2010: 29th Annual International Conference on the Theory and Applications of Cryptographic Techniques, French Riviera, May 30–June 3, 2010. Proceedings 29, pages 1–23. Springer, 2010.
- Ma23. Xirong Ma. Buffaloheextension. [https://github.com/lilBuffaloEric/BuffaloHE\\_extension](https://github.com/lilBuffaloEric/BuffaloHE_extension), 2023.
- MRDY21. Pradeep Kumar Mishra, Deevashwer Rathee, Dung Hoang Duong, and Masaya Yasuda. Fast secure matrix multiplications over ring-based homomorphic encryption. Information Security Journal: A Global Perspective, 30(4):219–234, 2021.
- MTPBH21. Christian Mouchet, Juan Troncoso-Pastoriza, Jean-Philippe Bossuat, and Jean-Pierre Hubaux. Multiparty homomorphic encryption from ring-learning-with-errors. Proceedings on Privacy Enhancing Technologies, 2021(CONF):291–311, 2021.
- Pan21. Samanvaya Panda. Principal component analysis using ckks homomorphic scheme. In Cyber Security Cryptography and Machine Learning: 5th International Symposium, CSCML 2021, Be’er Sheva, Israel, July 8–9, 2021, Proceedings 5, pages 52–70. Springer, 2021.
- Pan22. Samanvaya Panda. Polynomial approximation of inverse sqrt function for fhe. In Cyber Security, Cryptology, and Machine Learning: 6th International Symposium, CSCML 2022, Be’er Sheva, Israel, June 30–July 1, 2022, Proceedings, pages 366–376. Springer, 2022.
- Pea01. Karl Pearson. Liii. on lines and planes of closest fit to systems of points in space. The London, Edinburgh, and Dublin philosophical magazine and journal of science, 2(11):559–572, 1901.



- QX. Hongyuan Qu and Guangwu Xu. Improvements of homomorphic evaluation of inverse square root. Available at SSRN 4258571.
- RMY18. Deevashwer Rathee, Pradeep Kumar Mishra, and Masaya Yasuda. Faster pca and linear regression through hypercubes in helib. In Proceedings of the 2018 Workshop on Privacy in the Electronic Society, pages 42–53, 2018.
- WH19. Shufang Wang and Hai Huang. Secure outsourced computation of multiple matrix multiplication based on fully homomorphic encryption. KSII Transactions on Internet and Information Systems (TIIS), 13(11):5616–5630, 2019.
- XRV17. Han Xiao, Kashif Rasul, and Roland Vollgraf. Fashion-mnist: a novel image dataset for benchmarking machine learning algorithms. arXiv preprint arXiv:1708.07747, 2017.

## A Detailed Information of Full-RNS CKKS scheme

We use  $\Phi_M(X)$  to denote the  $M$ -th cyclotomic polynomial and denote its  $N = \varphi(M)$  roots as  $\zeta_1, \zeta_3, \dots, \zeta_{\varphi(M)}$ , where  $\zeta_i = \zeta_1^i$ . The symbol  $R$  represents the cyclotomic polynomial ring  $\mathbb{Z}[X]/\Phi_M(X)$ . Let  $Q_L = q_0 \times q_1 \times \dots \times q_L$  be the product of prime numbers  $q_i$ . The elements in ring  $R_{Q_L}$  can be uniquely represented in the RNS field as  $R_{q_0} \times R_{q_1} \times \dots \times R_{q_L} \cong R_{Q_L}$ . The introduction of full-RNS CKKS can be divided into the following four modules.

### A.1 General Module

This module includes the parameterization for full-RNS CKKS, the encoding method to convert a complex vector to a native plaintext form, the encryption method to convert plaintext to ciphertext, as well as the key switching technique to change the decryption key associated with a specific ciphertext. **Parameter Generation**  $\text{Setparams}(N, b, \sigma)$  sets  $M = 2N$  and selects the  $M$ -th cyclotomic polynomial  $\Phi_M(X) = X^N + 1$ . Two sets of prime numbers  $\{q_i | i = 0, \dots, L\}$  and  $\{p_i | i = 0, \dots, \alpha - 1\}$  are chosen such that their products are at most  $b$  bits. These primes satisfy  $q_i, p_i \equiv 1 \pmod{2N}$ . Let  $Q_L = \prod_{i=0}^L q_i$  and  $P = \prod_{i=0}^{\alpha} p_i$ . The ring  $R_{Q_L} = \mathbb{Z}[X]_{Q_L}/\Phi_M(X)$  is referred to as the plaintext space of the CKKS scheme. The distribution over  $R$  for generating the secret key is denoted as  $R \leftarrow \chi_s$ , and the error distribution over  $R$  as  $R \leftarrow \chi_e$ , which is a truncated discrete Gaussian distribution with standard deviation  $\sigma$ .

**Encoding:**  $\text{Encode}(\mathbf{z}, \Delta, n, \ell)$  takes a message vector  $\mathbf{z} \in \mathbb{C}^n$ , where  $1 \leq n < N$  and  $n$  divides  $N$ , and converts it to a plaintext polynomial  $m \in R_{Q_\ell}$ . To prevent a significant precision loss in the conversion, a scaling factor  $\Delta$  is applied to the message. For any plaintext in  $R_{Q_\ell}$ , denote  $\ell$  as its modulus level.

**Decoding:**  $\text{Decode}(m, \Delta, n, \ell)$  takes a plaintext polynomial  $m \in R_{Q_\ell}$  as input and converts it to a message vector  $\mathbf{z} \in \mathbb{C}^n$ , where  $1 \leq n < N$  and  $n$  divides  $N$ . The decoding process is the inverse operation of encoding.

**Secret Key Generation:**  $\text{SecKeyGen}(\cdot)$  samples  $s \leftarrow \chi_s$  and outputs the secret key  $s$ .

**Public Key Generation:**  $\text{PubKeyGen}(s)$  samples  $e \leftarrow \chi_e$  and  $a \in_u R_{Q_L}$ , and outputs  $(-as + e, a)$ .

**Encryption:**  $\text{Enc}(m, pk)$  takes a plaintext polynomial  $m \in R_{Q_\ell}$  and a public key  $pk \in R_{Q_L}^2$  as input. It samples  $a \in R_{Q_\ell}$  and outputs  $(a \cdot pk_0, a \cdot pk_1) + (m + e_0, e_1) \in R_{Q_\ell}^2$  as a ciphertext encrypting  $m$ . For any ciphertext in  $R_{Q_\ell}^2$ , denote  $\ell$  as its own modulus level.

**Decryption:**  $\text{Dec}(c, sk)$  takes a ciphertext  $c \in R_{Q_\ell}^2$  and a secret key  $sk$  as input and outputs a plaintext polynomial  $m' \in R$ . It computes and outputs  $m' = c_0 + c_1 \cdot sk \in R_{Q_\ell}$ .

**Switch Key Generation:**  $\text{SwitchKeyGen}(s, s', \mathbf{b})$  for  $\mathbf{b} \in \mathbb{Z}^\beta$  a vector representation of a certain integer decomposition basis,  $\text{SwitchKeyGen}$  takes in  $s, s'$  and outputs a vector as the switching key:  $swk_{s,s'} = (swk_{s,s'}^{(0)}, \dots, swk_{s,s'}^{(\beta-1)})$  where  $swk_{s,s'}^{(i)} \in R_{PQ_L}^2$ .

**Key Switching:**  $\text{KeySwitch}(c, swk_{s,s'})$  takes a polynomial  $c = (a, b) \in R_{Q_\ell}^2$  and a switching key  $swk_{s,s'}$  as input. It first decomposes  $a$  with respect to the decomposition basis  $\mathbf{b}$  of  $swk_{s,s'}$ , i.e.,  $a = \langle \mathbf{a}, \mathbf{b} \rangle$ . Then, it computes and returns  $(a_0, a_1) = \lfloor P^{-1} \cdot \langle \mathbf{a}, swk_{s,s'} \rangle \rfloor \pmod{Q_\ell}$ .

### A.2 Addition Module

This part introduces the function provided by full-RNS CKKS to achieve homomorphic addition between ciphertexts, which induces the underlying plaintexts to perform Hadamard addition.



**Plaintext Addition:**  $\text{PAdd}(c, m)$  takes a plaintext polynomial  $m \in R_{Q_\ell}$  and a ciphertext  $c \in R_{Q_\ell}^2$  as input, both having the same scaling factor. It outputs a ciphertext  $c' = c + (m, 0)$ .

**Ciphertext Addition:**  $\text{Add}(c_1, c_2)$  takes two ciphertexts  $c_1, c_2 \in R_{Q_\ell}^2$  with the same scaling factor as input and outputs  $c_1 + c_2$ .

### A.3 Multiplication Module

The multiplication module contains the functions to achieve homomorphic multiplication among ciphertexts and plaintexts, which induces the underlying plaintexts to perform the Hadamard product.

**Plaintext Multiplication:**  $\text{PMult}(c, m)$ : Given a plaintext polynomial  $m \in R_{Q_\ell}$  and a ciphertext  $c \in R_{Q_\ell}^2$  with scaling factors  $\Delta$  and  $\Delta'$  respectively, compute and return  $c' = (c_0 \cdot m, c_1 \cdot m)$ . The resulting ciphertext  $c'$  has a scaling factor of  $\Delta\Delta'$ .

**Ciphertext Multiplication:**  $\text{Mult}(c_1, c_2)$ : For ciphertexts  $c$  and  $c'$  with scaling factors  $\Delta$  and  $\Delta'$  respectively, compute  $(d_0, d_1, d_2) = (c_0c'_0, c_0c'_1 + c_1c'_0, c_1c'_1)$  and return  $d = (d_0, d_1) + \text{SwitchKey}(d_2, \text{rlk}) \in R_{Q_\ell}^2$  as the resulting ciphertext, where  $\text{rlk}$  is a switching key  $\text{swk}_{s,s^2}$ . The resulting ciphertext  $d$  has a scaling factor of  $\Delta\Delta'$ .

A rescale operation is commonly used to transfer a ciphertext from a ring with a large modulus to a ring with a smaller modulus, reducing the expansive scaling factor in the ciphertext and limiting the error introduced by multiplications.

**Rescaling:**  $\text{Rescale}(c)$ : For a ciphertext  $c \in R_{Q_\ell}^2$  with scaling factor  $\Delta$ , return  $\lfloor q_\ell^{-1} \cdot c \rfloor$ . The resulting ciphertext has a scaling factor of  $\Delta/q_\ell$ .

**Bootstrapping:**  $\text{Bootstrap}(c)$ : Bring a ciphertext  $c \in R_{Q_\ell}^2$  back to  $R_{Q_{L-k}}^2$ , where  $k$  is the multiplication depth of the bootstrapping circuit.

### A.4 Rotation Module

The rotation module includes the functions to achieve homomorphic position shifting in a ciphertext. Specifically, full-RNS CKKS allows us to homomorphically rotate the position of the components of the underlying plain complex vector in a ciphertext.

**Rotation:**  $\text{Rot}(c_1, k)$ : Given a ciphertext  $c \in R_{Q_\ell}^2$  and a rotation key  $\text{rtk}_k$ , compute and output  $(c_0^{5^k}, 0) + \text{SwitchKey}(c_1^{5^k}, \text{rot}_k)$ , where  $\text{rot}$  is a switching key  $\text{swk}_{s,s^{5^k}}$ . This ciphertext represents the result of rotating all components of the message vector  $\mathbf{z} \in \mathbb{C}^{N/2}$  encrypted by  $c$  to the left by  $i$  steps (or positions), denoted as  $\mathbf{z}' = \rho(\mathbf{z}; i)$ .

## B Proofs for the Vector Normalization Strategy

### B.1 Amplification Upper Bound of the Shifted Covariance

**Theorem 5.** *For the 1-shifted covariance variance matrix  $\Sigma' = \Sigma - \lambda \mathbf{v} \mathbf{v}^T$  of the covariance matrix  $\Sigma$ , where  $\mathbf{v}$  is the normalized approximate dominant eigenvector of  $\Sigma$  obtained using the PowerMethod, and  $\lambda = \frac{\langle \Sigma \mathbf{v}, \mathbf{v} \rangle}{\langle \mathbf{v}, \mathbf{v} \rangle}$ , the matrices  $\Sigma'$  and  $\Sigma$  have the same scaling upper bound. In other words, the amplification effect of the transformation  $\Sigma'$  on a vector does not exceed the amplification effect of the transformation  $\Sigma$  on the same vector.*

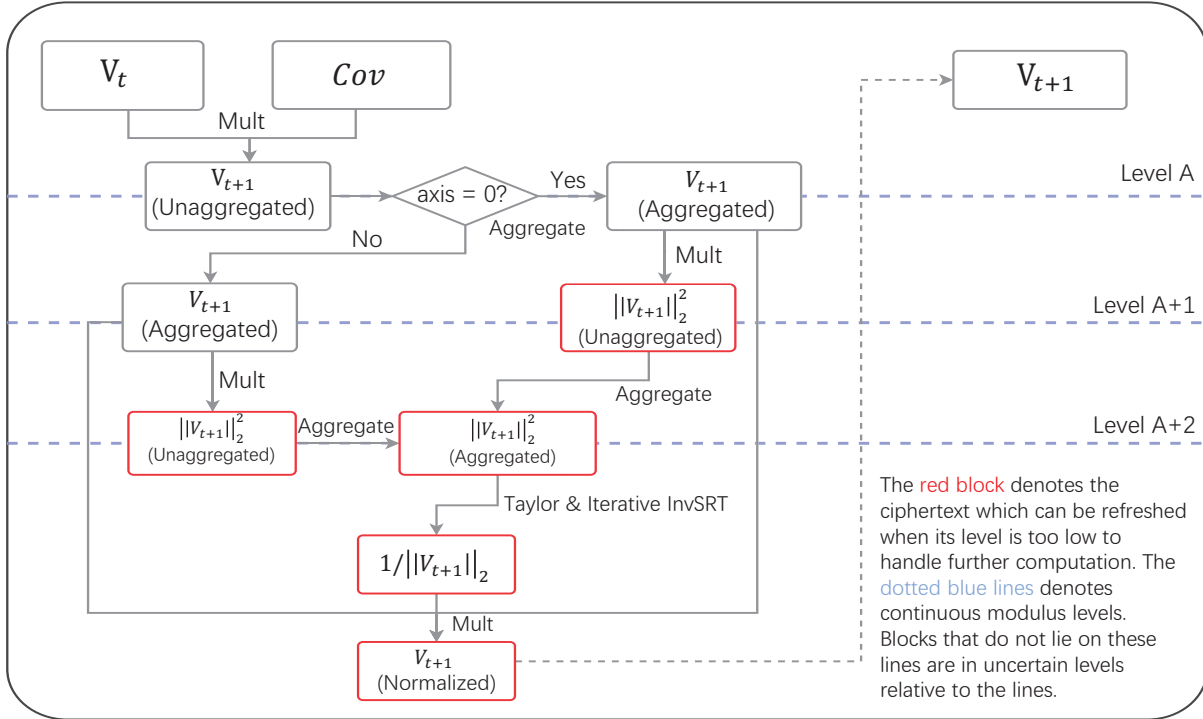
*Proof.* Let the covariance matrix have  $n$  eigenvectors:  $x_1, x_2, \dots, x_n$ , corresponding to eigenvalues  $\lambda_1, \lambda_2, \dots, \lambda_n$ . We only need to prove that  $\lambda \leq \lambda_1$ . When  $\mathbf{v}$  is equal to  $\mathbf{x}_1$ , the inequality is obviously true. When  $\mathbf{v}$  is not equal to  $\mathbf{x}_1$ , it can be represented as  $\mathbf{v} = c_1 \mathbf{x}_1 + c_2 \mathbf{x}_2 + \dots + c_n \mathbf{x}_n$ , where  $c_1^2 + c_2^2 + \dots + c_n^2 = 1$ . In this case,  $\langle \Sigma \mathbf{v}, \mathbf{v} \rangle = \lambda_1 c_1^2 + \lambda_2 c_2^2 + \dots + \lambda_n c_n^2 \leq \lambda_1 (c_1^2 + \dots + c_n^2) = \lambda_1$ , while  $\langle \mathbf{v}, \mathbf{v} \rangle$  is always equal to 1. Therefore,  $\lambda \leq \lambda_1$  holds true.

### B.2 Proof of Effectiveness for the PowerMethod Simulation

**Theorem 6.** *If a specific instance of the Lazy Normalization strategy can maintain an error bound of  $e$  under a PowerMethod simulation with a Contraction Coefficient of  $S$  for  $t$  iterations, then for any covariance matrix with eigenvalues all greater than  $S$ , this instance guarantees that the length of the output approximate eigenvector within  $t$  PowerMethod iterations is close to 1 with an error no bigger than  $e$ .*

*Proof.* We need to prove that the scaling effect of the covariance matrix transformation on any vector  $\mathbf{v}$  with a length of 1 is not smaller than its minimum eigenvalue  $\lambda_n$ . Let  $\lambda_1, \lambda_2, \dots, \lambda_n$  represent the eigenvalues of  $\Sigma$  arranged in descending order, and  $\mathbf{x}_1, \dots, \mathbf{x}_n$  be their corresponding eigenvectors. It is known that  $\mathbf{v}$  can be expressed as:  $\mathbf{v} = c_1\mathbf{x}_1 + c_2\mathbf{x}_2 + \dots + c_n\mathbf{x}_n$ , where  $c_1^2 + c_2^2 + \dots + c_n^2 = 1$ . Then  $\|\Sigma\mathbf{v}\|_2^2 = \lambda_1^2c_1^2 + \dots + \lambda_n^2c_n^2 \geq \lambda_n^2(c_1^2 + \dots + c_n^2) = \lambda_n$ .

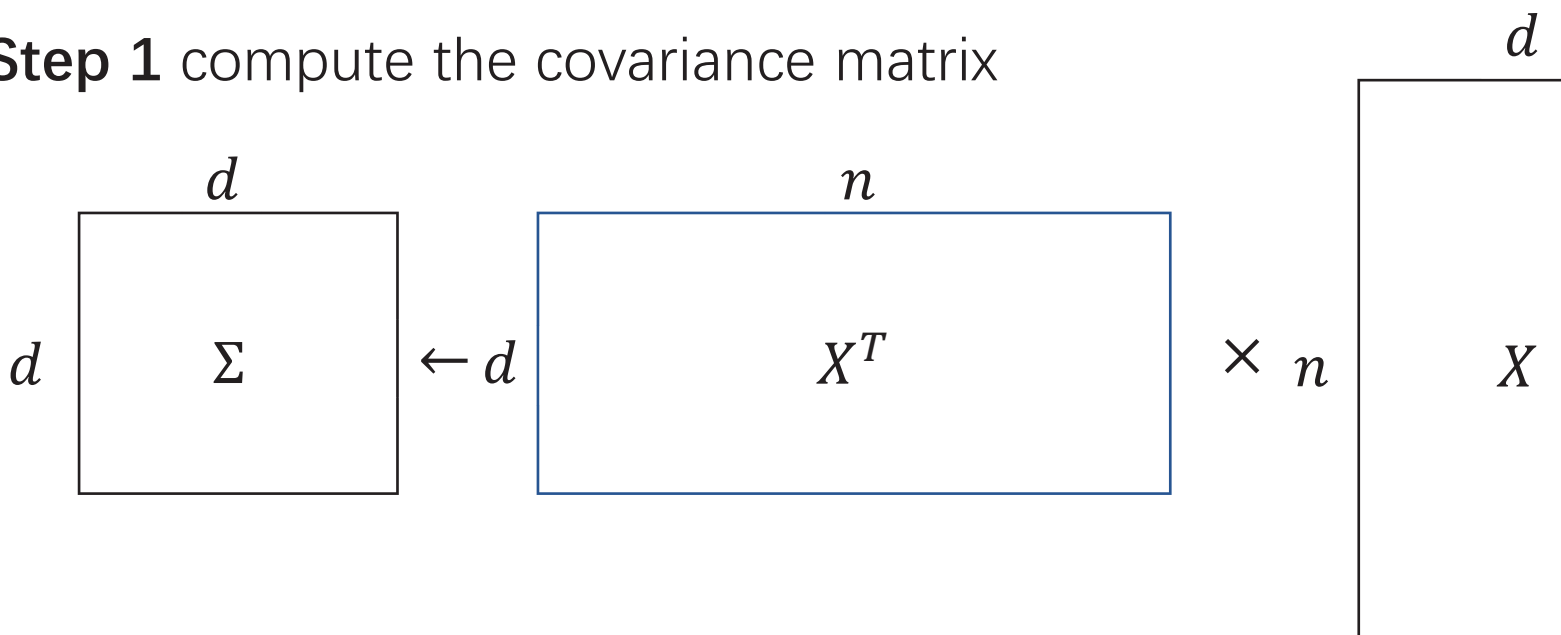
### C Modulus Refresh Timing in the Privacy-preserving PCA algorithm



**Fig. 2.** Flow chart of the modulus refresh strategy in homomorphic PowerMethod

No modulus refresh operations are necessary during the computation of the covariance matrix, as its multiplication depth can be handled easily within concrete CKKS schemes. Regarding the PowerMethod, the timing of modulus refresh operations is illustrated in Flowchart 2. As depicted in the flowchart, we avoid performing modulus refresh during the covariance matrix transformation because doing so would increase the frequency of modulus refreshes proportional to the size of the covariance matrix. Instead, we only refresh some intermediate values or the approximate eigenvector. Specifically, we manage to perform modulus refresh only once when refreshing the approximate eigenvector. This is achieved by extracting the components of the approximate eigenvector distributed across different ciphertexts and encoding them into a single ciphertext. After the refresh, the components can be re-distributed into different ciphertexts. This strategy effectively decouples the number of modulus refreshes from the number of vector components. In addition, it is worth noting that the cloud users in our scheme are not involved in any aspect of the privacy-preserving PCA algorithm, apart from encryption and decryption operations. Unlike previous approaches that require user participation in the privacy-preserving algorithmic process [RMY18], [LKS16], our scheme not only safeguards the algorithm privacy of the cloud service provider but also minimizes the coupling between the privacy-preserving PCA algorithm and the design of the communication protocol between the cloud and the user.

**Step 1** compute the covariance matrix



**Step 2** for  $i := range$  1 to  $t$  : apply matrix transformation and

