

Global Transonic Solution of Hot Accretion Flow with Thermal Conduction

Samik Mitra^{1*}, Sayyedah Masoumeh Ghoreyshi^{2†}, Amin Mosallanezhad^{3‡},
Shahram Abbassi², and Santabrata Das^{1§}

¹Indian Institute of Technology Guwahati, Guwahati 781039, Assam, India

²Department of Physics, School of Science, Ferdowsi University of Mashhad, Mashhad, PO Box 91775-1436, Iran

³School of Mathematics and Statistics, Xi'an Jiaotong University, Xi'an, Shaanxi 710049, China

Accepted XXX. Received YYY; in original form ZZZ

ABSTRACT

We examine the effect of thermal conduction on the low-angular momentum hot accretion flow (HAF) around non-rotating black holes accreting mass at very low rate. While doing so, we adopt the conductive heat flux in the saturated form, and solve the set of dynamical equations corresponding to a steady, axisymmetric, viscous, advective accretion flow using numerical methods. We study the dynamical and thermodynamical properties of accreting matter in terms of the input parameters, namely energy (ε_0), angular momentum (ℓ_0), viscosity parameter (α), and saturation constant (Φ_s) regulating the effect of thermal conduction. We find that Φ_s plays a pivotal role in deciding the transonic properties of the global accretion solutions. In general, when Φ_s is increased, the critical point (r_c) is receded away from the black hole, and flow variables are altered particularly in the outer part of the disc. To quantify the physically acceptable range of Φ_s , we compare the global transonic solutions with the self-similar solutions, and observe that the maximum saturation constant (Φ_s^{\max}) estimated from the global solutions exceeds the saturated thermal conduction limit (Φ_{sc}) derived from the self-similar formalism. Moreover, we calculate the correlation between α and Φ_s^{\max} and find ample disagreement between global solutions and self-similar solutions. Further, using the global flow variables, we compute the Bernoulli parameter (Be) which remains positive all throughout the disc, although flow becomes loosely unbound for higher Φ_s . Finally, we indicate the relevance of this work in the astrophysical context in explaining the possibility of massloss/outflows from the unbound disc.

Key words: accretion, accretion disc – black hole physics – conduction – hydrodynamics

1 INTRODUCTION

The accretion of gas onto black holes (BHs) is believed to be one of the primary sources of power for a wide range of active phenomena in our universe, such as X-ray binaries (XRBs), gamma-ray bursts and active galactic nuclei (AGNs) (e.g., Lamb et al. 1973; Treves et al. 1988; Esin et al. 1997; Fryer et al. 1999; Davis et al. 2006; Wilkin-son & Uttley 2009; Yuan et al. 2010; Veledina et al. 2013; Chatterjee et al. 2020). In terms of their temperature, the accreting gas can be classified into two very distinct cate-

gories, namely cold and hot accretion flows. The cold accretion flow, commonly explained using either standard thin disc model (Shakura & Sunyaev 1973) and/or the slim disc model (Abramowicz et al. 1988), are radiatively efficient, and remain optically thick. These models are characterized by high mass accretion rate usually exceeds the Eddington limit. Indeed, the cold accretion models with temperatures in the range of $10^4 - 10^7$ K successfully explain the spectrum of luminous AGNs (Liu et al. 2012; Netzer & Trakhtenbrot 2014), black hole X-ray binaries (BX-XRBs) in the high-soft state (Meyer et al. 2000; Dexter & Quataert 2012), narrow-line Seyfert galaxies (Mineshige et al. 2000; Wang & Netzer 2003; Haba et al. 2008), and ultra luminous X-ray sources (Watarai et al. 2001; Chen & Wang 2004; Godet et al. 2012; Soria et al. 2015).

On the contrary, in a hot accretion model with a low

* m.samik@iitg.ac.in (SM)

† smghoreyshi64@gmail.com (SMG, corresponding author)

‡ mosallanezhad@xjtu.edu.cn (AM)

§ sbdas@iitg.ac.in (SD)

mass accretion rate, only a small fraction of the energy generated by turbulence is radiated away and most of the thermal energy is stored in the accretion flow, which is then advected into the BH. As a result, the temperature of the gas becomes extremely high although its density and scale height remain smaller in comparison with the well-known standard thin disc (Shakura & Sunyaev 1973). Hot accretion flows (HAFs), the subject of this study, have a drastically reduced radiative efficiency, leading to this model being referred to as a radiatively inefficient accretion flow (RIAF) (Ichimaru 1977; Narayan & Yi 1994; Yuan & Narayan 2014).

It is noteworthy that HAF models successfully explain the observational features of various BH systems including the supermassive BH in our Galactic center (Sgr A*) (Manmoto et al. 1997; Yuan et al. 2002; Yuan & Narayan 2014), M87 (Reynolds et al. 1996; Park et al. 2019), and the other low-luminosity AGNs (LLAGNs) (Lasota et al. 1996; Nemmen et al. 2006, 2014; Younes et al. 2019), and also BH-XRBs in the hard/quiescence states (Esin et al. 1997; Hameury et al. 1997; Yuan & Cui 2005; Liu et al. 2011).

One of the most important findings of the numerical simulations is the existence of outflows in HAFs (e.g., Ohsuga et al. 2009; Yuan et al. 2012a,b, 2015; Bu et al. 2016b,c; Mosallanezhad et al. 2022) that have been confirmed by observation of LLAGNs and XRBs (e.g., Wang et al. 2013; Cheung et al. 2016; Homan et al. 2016; Ma et al. 2019; Park et al. 2019). In the presence of outflows, mass, angular momentum, and energy are removed from the disc, which can have a profound effect on the dynamics and structure of the flow (Yuan et al. 2018; Bu & Yang 2019). Therefore, the modelling of HAFs is able to make the properties of winds/outflows easier. For instance, a recent study of Yang et al. (2021) indicates that a larger BH spin and stronger magnetic fields lead to stronger winds/outflows from the disk.

Taking into account the temperature and density profiles of the HAFs with very low accretion rates, it appears that the collisional mean free paths of the charged particles are much larger than the typical length-scale of accretion flows, i.e., $r_g = GM_{\text{BH}}/c^2$, where r_g is the gravitational radius, and G , M_{BH} , and c are the gravitational constant, the BH mass, and speed of light, respectively (Mahadevan & Quataert 1997; Tanaka & Menou 2006; Johnson & Quataert 2007). The plasma in HAFs is therefore expected to be collisionless with thermal conduction playing a significant role.

The effect of thermal conduction on the physical properties of HAFs has been explored in several studies based on self-similar assumptions (Tanaka & Menou 2006; Shadmehri 2008; Faghei 2012b; Khajenabi & Shadmehri 2013; Ghoreyshi & Shadmehri 2020; Mosallanezhad et al. 2021). In an early attempt, Tanaka & Menou (2006) reported that thermal conduction in HAFs possibly helps the gas to be launched from the disc as outflows. In addition, the effect of thermal conductivity on the energy flux of outflows as well as the size of the outflowing region appears to be significant (Khajenabi & Shadmehri 2013). Meanwhile, numerical simulations of HAFs indicate that the energy flux carried by the outflows in the presence of thermal conduction can be increased by a factor of ~ 10 (Bu et al. 2011, 2016a). Further, Narayan & Yi (1995a,b) suggested that the positive Bernoulli parameter is required for outflows to occur in an accretion disc. As a result, the gas becomes gravitation-

ally unbound and escape from the gravitational potential of the central BH. It is noteworthy that a positive Bernoulli parameter results from the self-similar framework as well (Nakamura 1998; Yuan 1999; Abramowicz et al. 2000; Yuan et al. 2015).

Although the self-similar solutions provide the physical insights of the accretion flow, they fail to decipher the global behaviour of the accretion flow, especially at the inner and outer disc boundaries (Narayan et al. 1997; Chen et al. 1997). Because of this, several authors investigated the global solutions to HAFs around black holes in a self-consistent manner (Abramowicz et al. 1996; Narayan et al. 1997; Chen et al. 1997; Nakamura et al. 1997; Popham & Gammie 1998; Lu et al. 1999; Becker & Le 2003; Chakrabarti & Das 2004; Das 2007; Yuan et al. 2008; Das et al. 2009; Narayan & Fabian 2011; Kumar & Gu 2018; Kumar & Yuan 2021; Das et al. 2022; Mitra et al. 2022). A pioneering and fascinating study of the global structure and dynamics considering single temperature HAFs was carried out by Narayan et al. (1997). Upon comparing the global and self-similar solutions, they showed that the self-similar solutions satisfactorily mimic the regions avoiding the inner and the outer boundaries of the disc. Due to this, the spectra derived by using the self-similar solutions require modifications, as the swarm of high energy photons originated from the regions near the inner boundary are not accounted appropriately. In addition, Narayan et al. (1997) reported that the global solution leads to a negative Bernoulli parameter in the outer regions of the disc (see also Yuan 1999; Kumar & Gu 2018). Further, Yuan (1999) showed that the outer boundary conditions may significantly affect the value of Bernoulli parameter and its sign, as well. In reality, the Bernoulli parameter depends not only on the outer boundary conditions, but also on factors, such as the viscosity parameter, the adiabatic index, and the advection parameter (Narayan et al. 1997; Popham & Gammie 1998; Narayan & Fabian 2011; Kumar & Gu 2018).

Over the course of accretion, the infall velocity approaches the speed of light when the accreting matter enters the BH (Weinberg 1972), while it becomes negligible at large distances away from the BH horizon (Frank et al. 2002; Das 2007, and references therein). As a result, the accreting gas experiences a subsonic to supersonic transition at a point called the critical point (Liang & Thompson 1980; Abramowicz & Zurek 1981). The critical point depends on the value of the viscosity parameter and the outer boundary conditions (Chakrabarti 1996; Narayan et al. 1997; Yuan 1999; Chakrabarti & Das 2004; Yuan et al. 2008). Moreover, if there are multiple critical points in accretion flows, the flows may undergo shocks (Fukue 1987). The shocked disc may satisfy the observational criteria for the formation of the observed outflows (Das et al. 2001; Becker et al. 2008; Das & Chattopadhyay 2008; Das et al. 2009; Aktar et al. 2015, 2017, 2018). In particular, Das et al. (2009) demonstrated that the existence of shocks relies on the level of viscous dissipation. However, Narayan et al. (1997) examined similar transonic solutions for a wide range of the viscosity parameter, but did not report any shock (see also Chen et al. 1997; Nakamura et al. 1997; Lu et al. 1999; Yuan et al. 2008), possibly due to the choice of selective boundary conditions.

Considering all these, in this work, we intend to examine the three primary objectives concerning the HAFs.

Firstly, we aim to investigate the global transonic solutions of HAFs that include thermal conduction. This is particularly relevant for systems with an extremely low mass accretion rate, such as Sgr A* and the M87 galaxy, where the accretion flows are weakly collisional. In such systems, the electron collisional mean free path can be comparable to the typical size of the system, resulting in a significant influence of thermal conduction on the dynamics of the accretion flow and energy transport from the inner to outer regions (Johnson & Quataert 2007; Quataert 2008). Our next objective is to determine the range of the thermal conduction parameter within which global solutions are viable for the given set of physical input parameters. This is an essential step in our study, as it allows us to identify the critical threshold for thermal conduction for which the global solutions cease to exist. Thirdly, we compare the results of global transonic solutions with the self-similar solutions of HAFs in the presence of thermal conductivity. This analysis provides a more detailed understanding of the impact of thermal conduction on the dynamics of HAFs.

The remainder of the manuscript is organized as follows. In Section 2, the basic equations, physical assumptions, and the boundary conditions are introduced. The numerical results are presented in detail in Section 3. Finally, in Section 4, we provide the discussion and summary of the present work.

2 HOT ACCRETION FLOWS WITH SATURATED THERMAL CONDUCTION

We begin with a low angular momentum, steady, axisymmetric, viscous, advective accretion flow around a non-rotating black hole. Moreover, we assume that the mass accretion takes place at very low rate representing the radiatively inefficient hot accretion flow (HAF). In the subsequent sections, we study the properties of the HAF in the presence of thermal conduction.

2.1 Dynamical equations

In order to deal with the HAF, we adopt a cylindrical coordinate system (r, ϕ, z) . We employ the same set of height-integrated governing equations as delineated in Narayan et al. (1997) except the energy equation, where we include the effect of thermal conduction. In addition, we consider the hydrostatic equilibrium in the vertical direction and hence, the flow variables are vertically averaged. Accordingly, in this formulation, the flow variables are expressed as functions of the cylindrical radius r only. Under these assumptions, the governing equations are given by,

$$\dot{M} = -4\pi r H \rho v, \quad (1)$$

$$v \frac{dv}{dr} = (\Omega^2 - \Omega_K^2)r - \frac{1}{\rho} \frac{d(\rho C_s^2)}{dr}, \quad (2)$$

$$\rho r H v \frac{d(\Omega r^2)}{dr} = \frac{d}{dr} \left(\nu \rho H r^3 \frac{d\Omega}{dr} \right), \quad (3)$$

$$\frac{\rho v}{(\gamma - 1)} \frac{dC_s^2}{dr} - C_s^2 v \frac{d\rho}{dr} = f \nu \rho r^2 \left(\frac{d\Omega}{dr} \right)^2 - \frac{1}{r} \frac{d(r F_s)}{dr}. \quad (4)$$

In the above equations, ρ and Ω are the mass density and the angular velocity of the gas, respectively. The radial velocity of the flow v is assumed to be negative for an inward flow of gas. Here, $H \equiv C_s/\Omega_K$ is the vertical half-thickness of the flow, where C_s is the isothermal sound speed and Ω_K is the Keplerian angular velocity. Adopting pseudo-Newtonian potential $\Psi = -GM_{\text{BH}}/(r - r_s)$ (Paczynski & Wiita 1980), the Keplerian angular velocity is given by,

$$\Omega_K^2 = \frac{GM_{\text{BH}}}{r(r - r_s)^2}, \quad (5)$$

where $r_s = 2GM_{\text{BH}}/c^2$ is the Schwarzschild radius for a BH with mass M_{BH} . The last term on the right hand side of equation (2) is the acceleration due to the pressure gradient. Here, the pressure is defined by the isothermal sound speed C_s and the density ρ as $p = \rho C_s^2$. A Shakura-Sunyaev prescription (Shakura & Sunyaev 1973) is adopted for the kinematic coefficient of viscosity (ν),

$$\nu = \alpha C_s H, \quad (6)$$

where α is the viscosity parameter. We assume that the viscosity parameter is a constant, and is independent of r . By substituting equation (6) into equation (3), and using equation (1), we have,

$$\frac{d}{dr} (\rho H v r^3 \Omega) = \frac{d}{dr} \left(\frac{\alpha C_s^2 \rho H r^3}{\Omega_K} \frac{d\Omega}{dr} \right), \quad (7)$$

which on integration gives

$$\frac{d\Omega}{dr} = \frac{v \Omega_K (\ell - \ell_0)}{\alpha r^2 C_s^2}, \quad (8)$$

where $\ell = \Omega r^2$ is the angular momentum per unit mass (hereafter specific angular momentum) for the accreting gas at radius r . The integration constant ℓ_0 represents the specific angular momentum eventually swallowed by the black hole. In energy equation (4), γ is the ratio of specific heats of the gas. The advection parameter $f (= 1 - Q_{\text{rad}}/Q_{\text{vis}})$ is assumed to be a constant which lies in the range $0 \leq f \leq 1$. Here, Q_{vis} and Q_{rad} denote viscous heating and radiative cooling rates. Since the collisional mean free paths of the charged particles in HAFs are much larger than the typical length-scale of the accretion flows, one may no longer apply the classical theory for thermal conduction. Under these conditions, the heat flux is described as the saturated form of conduction. The last term on right hand side of equation (4) represents the transfer of energy due to the saturated thermal conduction. Following Cowie & McKee (1977), the saturated conduction flux F_s is obtained as,

$$F_s = 5\Phi_s \rho C_s^3, \quad (9)$$

where Φ_s is the dimensionless saturation constant with $0 \leq \Phi_s < 1$. It is noteworthy that the self-similar solutions describing the accretion flow tend to become non-rotating ($\Omega \rightarrow 0$) when the saturation constant (Φ_s) reaches its limiting value (Φ_{sc}) (Shadmehri 2008; Ghasemnezhad et al. 2012; Faghei 2012a; Ghoreyshi & Shadmehri 2020). Accordingly, the physically acceptable accretion solutions around a black hole are given by the remaining allowed range of the saturation constant, $0 \leq \Phi_s \leq \Phi_{\text{sc}}$.

2.2 Critical point and boundary conditions

Using equations (1), (4), (8), and (9), we get the radial gradient of the sound speed as,

$$\left(\frac{\gamma+1}{\gamma-1} + 10\Phi_s \frac{C_s}{v}\right) \frac{d \ln C_s}{dr} = -\left(1 - 5\Phi_s \frac{C_s}{v}\right) \frac{d \ln |v|}{dr} + \left(1 - 5\Phi_s \frac{C_s}{v}\right) \frac{d \ln \Omega_K}{dr} - \frac{1}{r} + \frac{fv\Omega_K}{\alpha r^2 C_s^4} (\ell - \ell_0)^2. \quad (10)$$

We next use equations (1) and (10) to eliminate $d\rho/dr$ and dC_s/dr in equation (2) and thereby express the differential dynamical equation as,

$$\begin{aligned} & \left[\frac{2\gamma + 5\Phi_s(\gamma-1)C_s/v}{(\gamma+1) + 10\Phi_s(\gamma-1)C_s/v} - \frac{v^2}{C_s^2} \right] \frac{d \ln |v|}{dr} \\ &= \frac{r(\Omega_K^2 - \Omega_c^2)}{C_s^2} - \left[\frac{2\gamma + 10\Phi_s(\gamma-1)C_s/v}{(\gamma+1) + 10\Phi_s(\gamma-1)C_s/v} \right] \frac{1}{r} \\ &+ \left[\frac{2\gamma + 5\Phi_s(\gamma-1)C_s/v}{(\gamma+1) + 10\Phi_s(\gamma-1)C_s/v} \right] \frac{d \ln \Omega_K}{dr} + \frac{f\Omega_K v}{\alpha r^2 C_s^4} \\ &\quad \times \left[\frac{\gamma-1}{(\gamma+1) + 10\Phi_s(\gamma-1)C_s/v} \right] (\ell - \ell_0)^2. \quad (11) \end{aligned}$$

We numerically solve the differential equations (8), (10), and (11) to obtain the radial profile of v , C_s and ℓ . In doing so, one requires to supply the boundary conditions. As stated in the introduction, the inflowing gas starts its journey from the outer edge of the disc with negligible radial velocity ($|v| \ll c$, i.e., subsonic). However, the matter flows into the BH with supersonic velocity ($|v| \sim c$) to satisfy the inner boundary conditions imposed by the event horizon. Therefore, the flow must change its sonic state at the critical point (r_c) to become transonic at least once, if not multiple times. At the critical point, the radial velocity gradient takes the form $dv/dr|_c = 0/0$ as both numerator \mathcal{N}_c and denominator \mathcal{D}_c simultaneously vanish at r_c , and we have the critical point conditions $\mathcal{N}_c = \mathcal{D}_c = 0$, which are explicitly yielded as,

$$\mathcal{D}_c \equiv \frac{2\gamma + 5\Phi_s(\gamma-1)C_{sc}/v_c}{(\gamma+1) + 10\Phi_s(\gamma-1)C_{sc}/v_c} - \frac{v_c^2}{C_{sc}^2} = 0, \quad (12)$$

$$\begin{aligned} \mathcal{N}_c \equiv & \frac{r_c(\Omega_K^2 - \Omega_c^2)}{C_{sc}^2} - \left[\frac{2\gamma + 10\Phi_s(\gamma-1)C_{sc}/v_c}{(\gamma+1) + 10\Phi_s(\gamma-1)C_{sc}/v_c} \right] \frac{1}{r_c} \\ &+ \left[\frac{2\gamma + 5\Phi_s(\gamma-1)C_{sc}/v_c}{(\gamma+1) + 10\Phi_s(\gamma-1)C_{sc}/v_c} \right] \frac{d \ln \Omega_K}{dr} + \frac{f\Omega_K v_c}{\alpha r_c^2 C_{sc}^4} \\ &\quad \times \left[\frac{\gamma-1}{(\gamma+1) + 10\Phi_s(\gamma-1)C_{sc}/v_c} \right] (\ell_c - \ell_0)^2 = 0. \quad (13) \end{aligned}$$

where v_c , Ω_c , C_{sc} , and ℓ_c denote the radial, and the angular velocities, sound speed and the angular momentum at the critical point (r_c), respectively. Since the flow remains smooth along the streamline, dv/dr must be real and finite all throughout. Hence, we calculate $dv/dr|_c$ by applying the l'Hôpital's rule, leading to

$$\left(\frac{dv}{dr}\right)_c = \left(\frac{d\mathcal{N}/dr}{d\mathcal{D}/dr}\right)_{r=r_c}. \quad (14)$$

In general, $dv/dr|_c$ possesses two distinct values at r_c . When both values of $dv/dr|_c$ are real and of opposite sign, i.e.,

$dv/dr|_c < 0$, and $dv/dr|_c > 0$, we obtain saddle type critical points (Das 2007; Das et al. 2009; Mitra et al. 2022, and references therein). Note that saddle type critical points are of special interest as the global transonic accretion flow has to pass through it (Chakrabarti & Das 2004).

Another boundary condition implies the vanishing of the viscous shear stress at the horizon (Becker & Le 2003; Das et al. 2009). Hence, considering $d\Omega/dr = 0$, we obtain,

$$\lim_{r \rightarrow r_s} \Omega(r) \equiv \Omega_0 = \frac{\ell_0}{r_s^2}. \quad (15)$$

Applying the aforementioned conditions and adopting the methodology outlined in the following subsection, we obtain the comprehensive global transonic accretion solutions around black holes in the presence of thermal conduction. With careful adherence to this approach, we can accurately model the behaviour and characteristics of the accretion flow that provides the precious insights into the underlying physical processes under considerations.

2.3 Globally conserved energy equation

In order to obtain the energy transport rate per unit mass of a viscous advective flow in the presence of thermal conduction, we rewrite equation (4) as

$$\mathcal{E} = \frac{v^2}{2} - \frac{\ell^2}{2r^2} + \Psi + h + \frac{\ell\ell_0}{r^2} + \frac{5\Phi_s C_s^3}{v} - \int \left(\frac{5\Phi_s C_s^3}{vH} \frac{dH}{dr} \right) dr, \quad (16)$$

where h [= $\gamma p/\rho(\gamma-1)$] is the specific enthalpy. We note that the saturated conduction flux decreases in regions of the accreting flow where the electrons become relativistic (Tanaka & Menou 2006). Therefore, the effect of thermal conduction can be negligible in the inner regions (r_{in}) of the disc. Accordingly, we set $\Phi_s \sim 0$ at r_{in} , and redefine the energy transport rate per unit mass (ε_0) at r_{in} as

$$\varepsilon_0 = \frac{v^2}{2} - \frac{\ell^2}{2r^2} + \Psi + h + \frac{\ell\ell_0}{r^2}. \quad (17)$$

We fix the energy ε_0 at r_{in} and obtain the global solutions following the methodology as delineated in Appendix A. It is important to note that ε_0 is conserved for a viscous, advective accretion flow. Moreover, we express the Bernoulli parameter (Be) (Nakamura et al. 1997) that contains the local information of radial motion, azimuthal motion, gravity and thermodynamic terms, and is given by,

$$Be = \frac{v^2}{2} + \frac{\ell^2}{2r^2} + \Psi + h. \quad (18)$$

Needless to mention that in absence of any viscosity, $\ell = \ell_0$ and hence, we have $\varepsilon_0 = Be$.

3 NUMERICAL RESULTS

In obtaining the accretion solutions, we employ a unit system with $GM_{BH} = c = 1$. This allows us to simplify our calculations and obtain results that are seamlessly compared with previous studies. The structure of HAFs is influenced by a variety of factors, including the energy transport rate

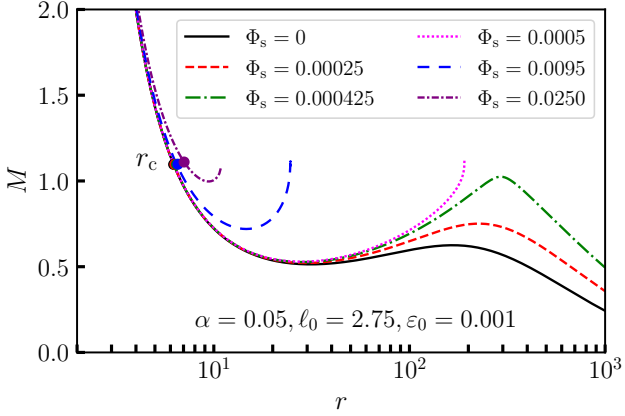


Figure 1. Variation of Mach number ($M = |v|/C_s$) as a function of radial coordinate (r) for different Φ_s values starting from 0 to 0.0250 which are marked. Here, the input parameters are chosen as $(\varepsilon_0, \ell_0, \alpha) = (0.001, 2.75, 0.05)$. The filled circles represent the critical points. See text for the details.

ε_0 at r_{in} , angular momentum transport rate ℓ_0 at the horizon, the viscosity parameter α , the saturation constant Φ_s , and the ratio of specific heats, γ . In this study, we choose $\gamma = 1.5$ unless stated otherwise, and set $f = 1$ for the purpose of representation. To find the critical point location, we utilize the iteration methodology as described in Becker & Le (2003); Das et al. (2009); Kumar & Gu (2018) (see appendix A for more details). We then solve the coupled differential equations (8), (10), and (11) simultaneously for a given set of input parameters ($\varepsilon_0, \ell_0, \alpha, \Phi_s$) to obtain the global solution for HAFs in the presence of thermal conduction. This approach allows us to accurately model the behaviour of HAFs and gain insights into the complex processes that govern their structure.

3.1 Global transonic solutions

We choose a set of input parameters, $(\varepsilon_0, \ell_0, \alpha) = (0.001, 2.75, 0.05)$, and integrate the flow equations (8, 10, 11) towards the outer edge (r_{edge}) of the disc starting from $r_{\text{in}} = 2.001$ considering $\Phi_s = 0$. The obtained results are depicted in Fig. 1, where the solid (black) curve smoothly connects the horizon with $r_{\text{edge}} = 1000$ via a critical point at $r_c = 6.233$. Solutions of this kind where a sub-sonic flow ($v \ll c$) from a large distance smoothly crosses the BH horizon supersonically are called global accretion solutions. Next, we increase the saturation constant to $\Phi_s = 0.00025$, and notice that the obtained global solution (dashed curve in red) deviates from the global solution with $\Phi_s = 0$. It is interesting to note that the global accretion solutions obtained for different Φ_s remain quite insensitive, particularly in the inner regions of the disk. However, the effect of thermal conduction on the accretion solutions is prominently visible in the region far from the black hole horizon. We keep increasing the saturation constant to a critical value $\Phi_s = 0.000425$ (dot-dashed curve in green), beyond that the flow fails to connect the outer edge as the solution becomes closed (Sarkar et al. 2018), shown using a dotted (magenta) curve. If we keep increasing Φ_s , we continue to ob-

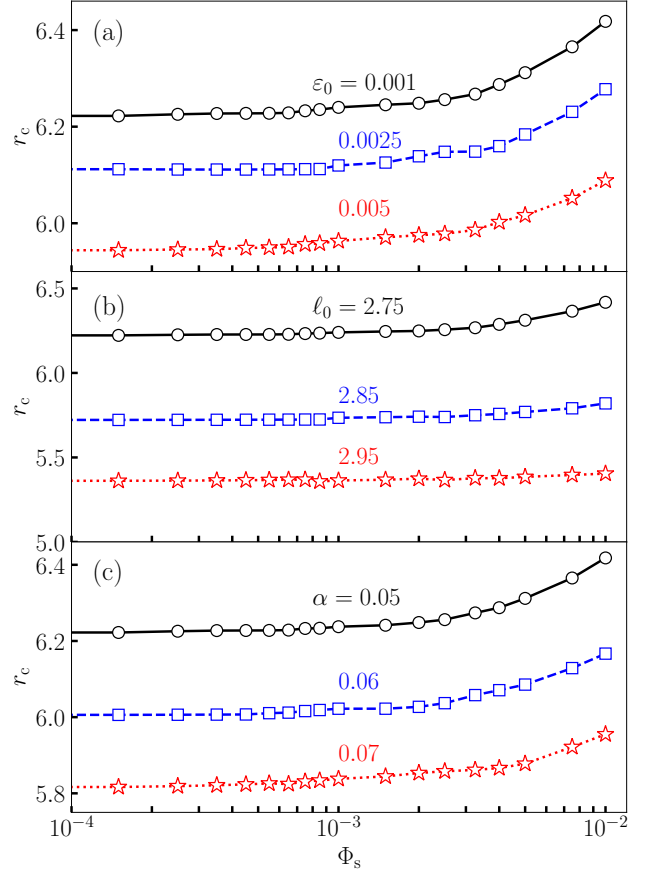


Figure 2. Variation of the critical point location (r_c) as a function of Φ_s . In panel (a), we fix $(\alpha, \ell_0) = (0.05, 2.75)$, and show r_c for $\varepsilon_0 = 0.001, 0.0025$, and 0.005 . In panel (b), we choose $(\varepsilon_0, \alpha) = (0.001, 0.05)$, and obtain results for different angular momentum at the horizon as $\ell_0 = 2.75, 2.85$, and 2.95 . In panel (c), we set $(\varepsilon_0, \ell_0) = (0.001, 2.75)$, and vary the viscosity parameter as $\alpha = 0.05, 0.06, 0.07$. In each panel, open circles, squares and asterisks represent the location of critical points r_c . See text for the details.

tain closed solutions depicted in long-dashed (blue) and dot-dashed (purple) curves. Note that these solutions are apparently unphysical unless they join via shock with other solutions passing through another critical point usually located far away from the horizon (Fukue 1987; Chakrabarti 1989, 1996; Das et al. 2001; Chakrabarti & Das 2004; Das 2007; Das et al. 2009, 2022, and references therein). Finally, we find an upper limit of the saturation constant, $\Phi_s = 0.025$, above which accretion solutions cease. We observe that the critical point shifts outwards when increasing the saturation constant (see § 3.2). This finding contradicts the previously reported results (Faghei 2012b) and hence, we intend to analyse this in detail in the following subsection § 3.2.

3.2 Dependency of critical point on input parameters

In Fig. 2, we find a unique correspondence between the critical point location and the saturation constant (Φ_s) for different combinations of $(\varepsilon_0, \ell_0, \alpha)$. In Fig. 2a, we choose $(\varepsilon_0, \ell_0, \alpha) = (0.001, 2.75, 0.05)$, and start with $\Phi_s = 0$. For this configuration, we obtain the critical point at $r_c = 6.233$,

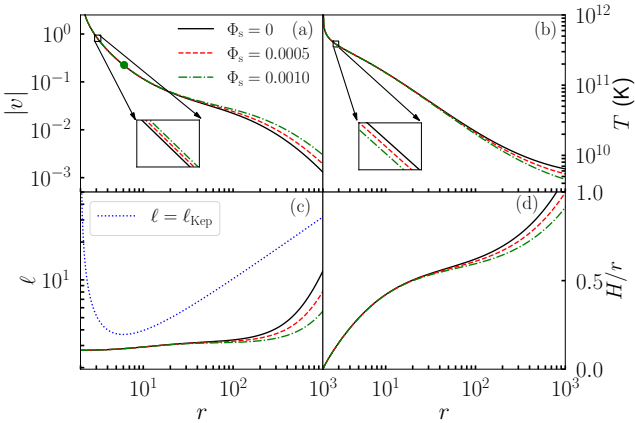


Figure 3. The profiles of velocity v , temperature T , angular momentum ℓ , and aspect ratio H/r are plotted as a function of radial distance r for different values of $\Phi_s = 0$ (solid), 0.0005 (dashed), and 0.0010 (dot-dashed), respectively. Here, the input parameters are chosen as $(\varepsilon_0, \ell_0, \alpha) = (0.0025, 2.75, 0.05)$. See text for the details.

and as Φ_s is increased, the critical point shifts outwards. In reality, as Φ_s is increased, flow temperature at a given radial coordinate is decreased (see Fig. 3b for more details), and hence, C_s is also decreased there. Further, since Mach number $M_{r_c} [= (v/C_s)_{r_c}]$ at r_c remains largely insensitive to Φ_s , r_c shifts outward with the increase of Φ_s to restore M_{r_c} . This result is shown using open circles joined using solid (black) lines. Next, we keep (ℓ_0, α) fixed, and increase energy to $\varepsilon_0 = 0.0025, 0.005$ that causes the critical point location to reduce (see open squares in blue and open asterisks in red). Indeed, as energy is increased, the temperature of the disc is also increased, which causes the critical points to move inwards to maintain the higher temperature. In Fig. 2b, we fix $(\varepsilon_0, \alpha) = (0.001, 0.05)$ and vary angular momentum as $\ell_0 = 2.75, 2.85$, and 2.95 , respectively. Finally, in Fig. 2c, we only vary the viscosity parameter as $\alpha = 0.05, 0.06$, and 0.07 keeping other parameters fixed. When ℓ_0 or α is increased, the frictional force increases within the flow that eventually yielding enhanced viscous heating. Hence, the critical points move inwards with the increase of ℓ_0 or α , although we observe an anti-correlation between Φ_s and any one of the global input parameters, namely ε_0, ℓ_0 , and α , over the variation of r_c . However, the overall variation of the critical point location (r_c) with ε_0, ℓ_0 , and α appears to remain similar as was reported earlier (Chakrabarti & Das 2004; Das et al. 2009, 2022; Mitra et al. 2022).

3.3 The effect of thermal conduction on flow variables

In Fig. 3, we depict the behaviour of flow variables corresponding to global transonic solution in the presence of thermal conduction. Here, we set the input parameters as $(\varepsilon_0, \ell_0, \alpha) = (0.0025, 2.75, 0.05)$. The solutions are illustrated for different values of the saturation constant as $\Phi_s = 0.0, 0.0005$, and 0.0010 , which are plotted using solid (black), dashed (red), and dot-dashed (green) curves, respectively. In panel (a), the sub-sonic accretion flow from $r_{\text{edge}} = 1000$ starts accreting with negligible velocity and gradually gains radial velocity as it proceeds towards the

black hole. At r_c , flow becomes supersonic and ultimately crosses the horizon supersonically. Note that flow velocity exceeds the speed of light just outside the horizon. This happens due to the limitation of the pseudo-Newtonian potential which deviates to mimic the space-time geometry of the black hole there. For $\Phi_s = 0.0, 0.0005$, and 0.0010 , the critical points are obtained at $r_c = 6.0924, 6.1113$, and 6.1219 , respectively. We find that radial velocity is increased marginally with Φ_s at the inner part of the disc shown at the inset, however, noticeable deviation is observed towards the outer part of the disc. In a convergent flow, the temperature (T) is increased with the decrease of r mainly due to the geometrical compression. However, the presence of thermal conduction generally leads to the reduction of temperature, because the heat generated by the viscous dissipation is transferred away due to the thermal conduction. As expected, the reduction of temperature at the outer edge of the disc is observed (see panel (b) of Fig. 3), which are in agreement with the results of the numerical simulation (Wu et al. 2010). In panel (c), we display the variation of the angular momentum ℓ with r corresponding to the solutions presented in panel (a). We find that the angular momentum transport is very inefficient particularly at the inner part of the disc, although the increase of ℓ is seen at higher radial coordinates. Meanwhile, Faghei (2012b) argued that for enhanced Φ_s , viscous turbulence is reduced that weakens the efficiency of angular momentum transport inside the disc. We further compare the flow angular momentum profile with the Keplerian angular momentum (ℓ_{Kep}) distribution (dotted curve in blue) and observe that ℓ of HAFs remains sub-Keplerian all throughout. In panel (d), we demonstrate the relative thickness of the disc H/r at all radii. From the figure, it is clear that $H/r \ll 1$ is generally maintained at the inner region, however, flow is intended to become quasi-spherical $H/r \sim 1$ towards the outer regions. Moreover, we find that the disc thickness is reduced at the outer regions as the influence of thermal conduction is increased. This is naturally expected, as the increased Φ_s generally reduces the disc temperature (T) at the outer part of the disc that eventually resulted the reduction of the disc height.

3.4 Self-similar solutions

In this paper, our main objective is to study the global transonic solutions of HAFs in presence of thermal conduction. In addition, we also intend to conduct a comparative analysis of HAFs by means of the self-similar solutions (Narayan & Yi 1994). These analyses provide the valuable insights of the similarities and differences between the two solutions. Indeed, the self-similar solutions satisfactorily describe the structure of an accretion flow far from boundaries, and hence, such solutions are obtained for $r \gg r_s$ that reduces the pseudo-Newtonian potential in the Newtonian form. Following Narayan & Yi (1994), we choose the self-similar treatment in the following forms

$$v(r) = -\alpha C_1 v_K, \quad (19)$$

$$\Omega(r) = C_2 \Omega_K, \quad (20)$$

$$C_s^2(r) = C_3 v_K^2, \quad (21)$$

where $v_K (= \sqrt{GM_{\text{BH}}/r}, G = M_{\text{BH}} = 1)$ is the Keplerian velocity, and C_1, C_2 and C_3 are constants. By substituting the self-similar solutions (equations (19), (20), (21)) into the equations (2)-(4), we obtain a closed set of dimensionless equations that allow us to determine the constants C_1, C_2 , and C_3 . The closed set of dimensionless equations are given by,

$$-\frac{1}{2}\alpha^2 C_1^2 = C_2^2 - 1 + \frac{5}{2}C_3, \quad (22)$$

$$C_1 = \frac{3}{2}C_3, \quad (23)$$

$$\left[\frac{1}{\gamma-1} - \frac{3}{2}\right]C_1 = \frac{9}{4}fC_2^2 + 10\frac{\Phi_s}{\alpha}\sqrt{C_3}. \quad (24)$$

After some algebraic manipulations, an equation for C_1 is obtained as

$$\frac{9f\alpha^2}{8}C_1^2 + \left[\frac{1}{\gamma-1} - \frac{3}{2} + \frac{15f}{4}\right]C_1 - \frac{10\sqrt{6}\Phi_s}{3\alpha}\sqrt{C_1} - \frac{9f}{4} = 0. \quad (25)$$

As reported in Tanaka & Menou (2006), that the solution of equation (25) yields the significant changes in the radial and rotational velocity profiles when thermal conduction is active inside the flow. In particular, they pointed out that in the presence of thermal conduction, the accreting flow rotates with lower rate, while its inward motion becomes faster. Meanwhile, we mention in §2.1 that the accreting flow reaches a non-rotating limit at a specific saturation constant Φ_{sc} . Accordingly, we calculate Φ_{sc} using equations (22)-(24) subject to the condition $C_2 = 0$. With this, we have

$$\Phi_{\text{sc}} = \sqrt{-10 + 2\sqrt{18\alpha^2 + 25}} \frac{5 - 3\gamma}{40(\gamma - 1)}. \quad (26)$$

Equation (26) clearly indicates that Φ_{sc} strictly depends on both viscosity parameter α and ratio of specific heats γ , when self-similar solutions are adopted. What is more is that for $\Phi_s > \Phi_{\text{sc}}$, C_2^2 in equation (24) becomes negative resulting unphysical solutions as it leads to $\Omega^2 < 0$.

In Fig. 4, we compare the global transonic solutions with the self-similar solutions. While doing so, we choose the same set of input parameters for global solutions as used in Fig. 3, *i.e.*, $(\varepsilon_0, \ell_0, \alpha) = (0.0025, 2.75, 0.05)$. And, for self-similar solutions, we use $\alpha = 0.05, f = 1$, and $\gamma = 1.5$, respectively. In panel (a), the profile of the radial velocity $|v|$ is presented and in panel (b), we show the variation of sound speed C_s . For the self-similar solutions, the effects of thermal conduction in $|v|$, and C_s appear to be insignificant even for high saturation constant $\Phi_s = 0.001$. This happens because both radial velocity and sound speed follow simple power law as $|v|, C_s \sim r^{-1/2}$ having ignorable impact of thermal conduction. On contrary, the impact of Φ_s is seen to be prominent on the global solutions. In addition, the Mach number $M (= |v|/C_s)$ in global solutions generally decreases with radius, whereas it remains independent on r for self-similar solutions (Faghei 2012b). In fact, self-similar solutions do not possess critical point as they remain subsonic across the length of the disc. In panel (c), we illustrate the variation of angular momentum ℓ for the same solutions presented in Fig. 4(a). We find that ℓ is reduced

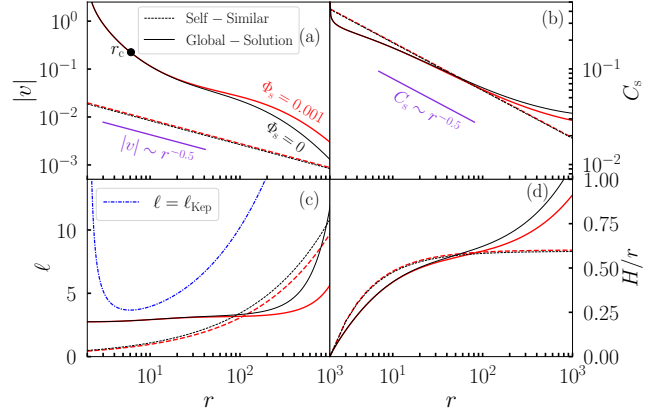


Figure 4. Comparison of global (solid curves) and self-similar (dashed curves) solutions in presence and absence of thermal conduction. In panels (a), (b), (c) and (d), radial velocity ($|v|$), sound speed (C_s), angular momentum (ℓ) and local disc thickness (H/r) are plotted. Here, we choose the input parameters for global solutions as $(\varepsilon_0, \ell_0, \alpha) = (0.0025, 2.75, 0.05)$ (same as in Fig. 3). The thin and thick curves represent results for $\Phi_s = 0$ and $\Phi_s = 0.001$, respectively. For self-similar solution, we choose $f = 1$ and $\gamma = 1.5$. See text for the details.

with the increase of saturation constant Φ_s particularly towards the outer part of the disc, which is in agreement with the results of Tanaka & Menou (2006). Moreover, ℓ steeply rises at larger radii as $\ell \propto r^{1/2}$ in self-similar approach, although HAFs remain sub-Keplerian all throughout provided α does not assume high end values. In panel (d), we present the variation of the local disc thickness H/r as a function of r . We observe that in self-similar model, H/r remains almost constant ($H/r \sim 0.6$) at the outer regions of the disc, whereas flow geometry becomes quasi-spherical ($H/r \sim 1$) for global solutions.

3.5 Parameter space for global and self-similar solutions

In this section, we put effort to determine the Φ_s that admits global accretion solutions for a given set of input parameters $(\varepsilon_0, \ell_0, \alpha)$. Upon tuning the (ε_0, ℓ_0) , we compute the maximum value of saturation constant Φ_s^{max} for a given α and present the obtain results in Fig. 5. Here, open circles, open squares, and open asterisks are for $\ell_0 = 2.55, 2.75$ and 3.05 and these points join using solid (blue), dotted (maroon), and dashed (red) lines corresponds to the results for $\varepsilon_0 = 0.0010, 0.0025$, and 0.0050 , respectively. We observe that for a set of (ε_0, ℓ_0) , Φ_s^{max} increases with the increase of α , which is in agreement with the results obtained from the self-similar solutions (Ghasemnezhad et al. 2012; Faghei 2012a). Further, we notice that for a given ε_0 , when ℓ_0 is small (high), flow with relatively higher (lower) viscosity admits global transonic solutions. On the other hand, for a given α , when ε_0 is increased (decreased), the acceptable range of Φ_s^{max} is also increased (decreased), irrespective to the choice of ℓ_0 values. The shaded (violet) region corresponds to the self-similar solutions (see Eq. (26)) where slanting solid line refers the limiting value of saturation constant ($\Phi_s^{\text{max}} = \Phi_s$). Here, we choose $f = 1$, and $\gamma = 1.5$. When $\Phi_s > \Phi_s^{\text{max}}$, global solutions become infeasible and

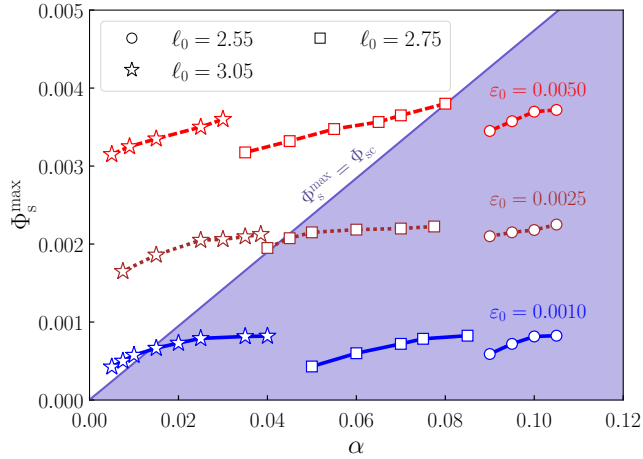


Figure 5. Correlation between α and maximum value of saturation constant Φ_s^{\max} that renders the global transonic accretion solutions around black holes. Here, circles, squares, and asterisks are for $\ell_0 = 2.55, 2.75$ and 3.05 and these points connected with solid (blue), dotted (maroon), and dashed (red) lines represent the results for $\varepsilon_0 = 0.0010, 0.0025$, and 0.0050 , respectively. The shaded (violet) region corresponds to the self-similar solutions (see Eq. (26)) where slanting solid line refers the limiting value of saturation constant ($\Phi_s^{\max} = \Phi_{sc}$). See text for the details.

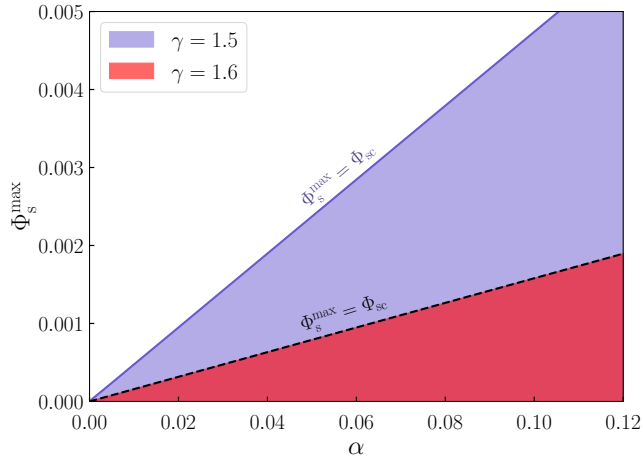


Figure 6. Correlation between α and Φ_s^{\max} based on self-similar solutions (see equation (26)) for different adiabatic index γ . The shaded region in violet and red are for $\gamma = 1.5$ and 1.6 , respectively. See text for the details.

ceases to exist (see §3.4). It is noteworthy that for lower ℓ_0 , Φ_{sc} agrees well with Φ_s^{\max} obtained from the global solutions. When ℓ_0 is higher, a coarse agreement is observed for flows with lower ε_0 values. With this, we argue that the physically motivated global accretion solutions are prevalent than the simplistic self-similar solutions.

Next, we compare the limiting range of $\Phi_s^{\max} = \Phi_{sc}$ as a function of viscosity parameter α for different γ values. The obtained results are shown in Fig. 6, where Φ_s^{\max} is plotted as a function of α . In the figure, the effective domain shaded in violet is for $\gamma = 1.5$, whereas the same in red is obtained for $\gamma = 1.6$. It is evident that the acceptable range of the

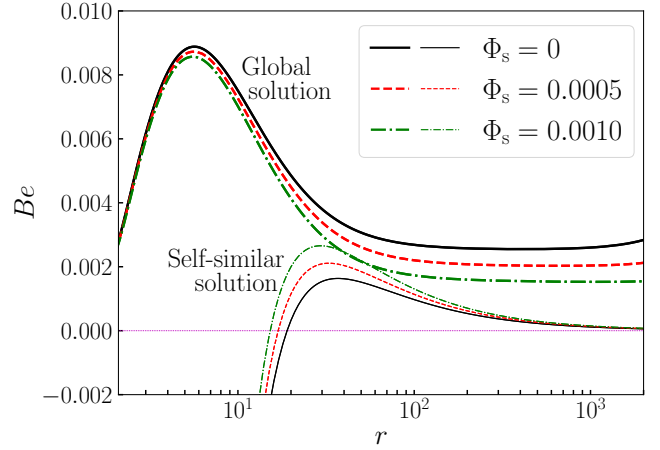


Figure 7. Plot of Bernoulli parameter (Be) as a function of logarithmic radial coordinate for different saturation constants Φ_s . Here, we choose the input parameters as $\gamma = 1.5$, $f = 1.0$, and $\alpha = 0.05$, respectively. Thick curves represent results obtained from the global solutions using $\varepsilon_0 = 0.0025$, and $\ell_0 = 2.75$, whereas thin curves are for self-similar solutions. The solid (black), dashed (red) and dot-dashed (green) curves denote results for $\Phi_s = 0, 0.0005$, and 0.0010 , respectively. The dotted (magenta) horizontal line corresponds to $Be = 0$. See text for the details.

saturation constant Φ_s decreases as γ is increased (see also Tanaka & Menou 2006). Based on this findings, we infer that self-similar solutions obtained using relatively lower γ seems to be potentially more viable in articulating the features of global accretion solutions of HAFs (see Fig. 5).

3.6 Bernoulli parameter

In this section, we study the Bernoulli parameter Be (see equation (18)) which coarsely accounts the evidence of outflow likely to be originated from the accretion disc. Accordingly, in Fig. 7, we display the typical variation of Bernoulli parameter Be as a function of radial coordinate (r). In the figure, thick curves correspond to the results obtained from the global accretion solutions, where input parameters are chosen as $\gamma = 1.5$, $f = 1.0$, $\alpha = 0.05$, $\varepsilon_0 = 0.0025$, and $\ell_0 = 2.75$, respectively. Here, solid (black), dashed (red) and dot-dashed (green) curves represent results corresponding to $\Phi_s = 0, 0.0005$, and 0.0010 . Note that the overall profile of Be is in agreement with the smooth solutions reported in Das et al. (2009) (see also Kumar & Gu 2018). We find that the Bernoulli parameter Be of global transonic solutions remain positive throughout the disc which is again in agreement with Narayan et al. (1997). The positive Bernoulli parameter suggests that the accreting gas are unbound and therefore, a part of the accreting gas may escape (equivalently massloss) in the form of outflow with a net positive (kinetic) energy avoiding the strong gravitational pull of BH. With this, accreting gas tends to become energetically bound. However, these outflows are expected to be quite weak as the terminal Lorentz factor ranges $\Gamma = Be + 1 \sim 1.01$ (Das et al. 2009). Indeed, shock-induced global accretion solutions seems potentially promising to generate powerful outflows having $\Gamma \sim 6$ (Das et al. 2009), however, imple-

mentation of the shock physics is beyond the scope of the present paper and will be reported elsewhere.

It is worthy to compare the Bernoulli parameter obtained from global and self-similar solutions. Although the Bernoulli parameter of global transonic solution always remain positive, however, in self-similar approach, it often alters its sign from positive to negative as the accreting flow moves towards the black hole from the outer edge. In Fig. 7, we present the profile of Be obtained from self-similar solutions using thin curves, where $\gamma = 1.5$, $f = 1.0$, $\alpha = 0.05$ are used as input parameters. As before, the results plotted using solid (black), dashed (red) and dot-dashed (green) curves are for $\Phi_s = 0.0, 0.0005$, and 0.0010 , respectively. We observe that Be becomes negative only at the inner part of the disc, where potential energy overcomes the remaining terms in equation (18) yielding strongly bound flow. This happens because the radial and rotational velocities close to BH in the self-similar solutions are smaller than those in the global solutions. Further, we notice that the effect of thermal conduction on the Bernoulli parameter Be is seen to be opposite. We infer that this finding possibly arises as the radial dependence of the disc variables in self-similar solutions (see equation (19)–(21)) differs considerably from the global solutions when the thermal conduction is active inside the HAFs.

4 SUMMARY AND DISCUSSION

In this paper, we present a comprehensive study of a low angular momentum, steady, axisymmetric, viscous, advective accretion flow around a non-rotating BH in presence of thermal conduction. Here, the conductive heat flux is described in the saturated form. This is because, the accretion flow becomes weakly collisional in such systems (Quataert 2004; Tanaka & Menou 2006). We adopt the pseudo-Newtonian potential introduced by Paczyński & Wiita (1980) that satisfactorily mimics the space-time geometry around the non-rotating BHs. With this, we examine the effect of thermal conduction on the properties of the global transonic hot accretion flows around BHs.

The present model is based on the same set of governing equations that describe the advection dominated accretion flow (ADAF) (Narayan et al. 1997). Moreover, the conservation equations augmented by the inner boundary conditions (Becker & Le 2003; Das et al. 2009; Kumar & Gu 2018) permit us to carry out the analysis from the location just outside the BH horizon $r_{\text{in}} = 2.001$. Using the model input parameters, namely energy (ε_0), angular momentum (ℓ_0), viscosity parameter (α), adiabatic index (γ), and saturation constant (Φ_s) and following the solution methodology presented in Appendix A, we obtain the complete set of global transonic solutions for the first time to the best of our knowledge in presence of thermal conduction. We summarize our findings below.

We find that the effect of thermal conduction on the global accretion solutions is significant particularly towards the outer part of the disc. When the saturation constant Φ_s exceeds its limiting value, the nature of the global solution is altered and it becomes closed failing to connect the BH horizon with the outer edge of the disk (see Fig. 1). Solution of this kind remain unphysical unless it is connected via shock

with another solution passing through a critical point usually located far from the horizon (Fukue 1987; Chakrabarti 1996; Das et al. 2001; Chakrabarti & Das 2004; Becker et al. 2008; Das et al. 2009, 2022, and referenes therein). Needless to mention that the studying shock-induced global accretion solution is beyond the scope of this paper and hence, will be reported elsewhere. Moreover, our results confirm that the thermal conduction affects the transonic properties of the HAFs. When Φ_s is increased for flows with fixed input parameters ($\varepsilon_0, \ell_0, \alpha$), critical points recede away from the BH horizon (see Fig. 2).

We also examine the role of thermal conduction on the flow variables. We see that the increase of Φ_s reduces the flow temperature, and disc height at the outer region (see Fig. 3). This possibly happens due to the fact that high thermal conduction generally weakens the viscous turbulence (Faghei 2012a) that lowers the disc temperature. Indeed, this findings are in agreement with the results reported in Tanaka & Menou (2006); Wu et al. (2010). Further, we compare the flow variables obtained by means of global and self-similar solutions and ample disagreement is seen (see Fig. 4). In fact, we observe that radial velocity and sound speed are not noticeably affected by thermal conduction for self-similar solutions. Notice that global accretion solutions remain sub-Keperian all throughout, however, self-similar solutions may become super-Keplerian near the critical radius provided α assumes lower value (Narayan et al. 1997; Chen et al. 1997; Kumar & Gu 2018).

One of the important results of this work is to identify the correlation between viscosity α and maximum saturation constant Φ_s^{max} that renders the global transonic solutions of HAFs. We find a positive correlation where Φ_s^{max} increases with α irrespective to the choice of (ε_0, ℓ_0). We also observe that the flow with higher ε_0 can sustain higher Φ_s^{max} for global solutions, however, such dependencies are non-existence indicating the limitation of the self-similar approach (see Fig. 5).

In addition, we calculate the Bernoulli parameter Be in the presence of thermal conduction to explore the possible existence of outflows in HAFs. Global solutions display a positive Bernoulli parameter at all radii, whereas self-similar solutions yield negative Bernoulli parameter at the inner part of the disc (see Fig. 7). Evidently, an accretion flow with positive Bernoulli parameter is unbound and therefore, matter is likely to escape from such unbound disc avoiding the strong gravity of BH in the from of outflow.

Finally, we mention the limitations of the present formalism as it is developed based on several approximations. We adopt pseudo potential to mimic the gravitational effect around a non-rotating black hole, instead of using general relativity. We consider single temperature disc assuming strong coupling existed between ion and electron. However, in HAFs, the ion-electron coupling generally becomes weak and hence, two-temperature flow structure seems to be viable at least at the inner part of the disc (Rees et al. 1982; Yuan & Narayan 2014; Dihingia et al. 2018, 2020). We neglect magnetic fields although the transport of angular momentum is expected due to the Maxwell stress associated with Magnetohydrodynamics (MHD) turbulence driven by magneto-rotational instability (MRI). Moreover, we refrain studying self-consistent accretion-ejection solutions that requires two dimensional approach. All these are indeed rele-

vant, however, their implementations are beyond the scope of the present work. Indeed, we plan to take up these issues in our future works and will be reported elsewhere.

ACKNOWLEDGEMENTS

Authors thank the anonymous reviewer for valuable comments and useful suggestions that help to improve the quality of the paper. SM acknowledges Prime Minister's Research Fellowship (PMRF), Government of India for financial support. SM is indebted to Mr. Amit Kumar for valuable suggestions. AM is supported by the National Natural Science Foundation of China (grant No. 12150410308), foreign experts project (grant No. QN2022170006L), and the China Postdoctoral Science Foundation (grant No. 2020M673371). AM acknowledges the support of Dr. X. D. Zhang at the Network Information Center of Xi'an JiaoTong University. The computation work is done using the High Performance Computing (HPC) platform of Xi'an JiaoTong University. This work is supported by the Ferdowsi University of Mashhad under grant no. 57030 (1400/11/02). SD thanks Science and Engineering Research Board (SERB), India for support under grant MTR/2020/000331. SM and SD also thank the Department of Physics, IIT Guwahati, India for providing the facilities to complete this work. Authors acknowledge the Sci-HPC Center of the Ferdowsi University of Mashhad, where part of this research is performed. Authors also acknowledge the extensive use of the NASA Astrophysical Data System Abstract Service.

DATA AVAILABILITY

The data underlying this article will be available with reasonable request.

REFERENCES

- Abbassi S., Ghanbari J., Najjar S., 2008, *MNRAS*, **388**, 663
 Abramowicz M. A., Zurek W. H., 1981, *ApJ*, **246**, 314
 Abramowicz M. A., Czerny B., Lasota J. P., Szuszkiewicz E., 1988, *ApJ*, **332**, 646
 Abramowicz M. A., Chen X. M., Granath M., Lasota J. P., 1996, *ApJ*, **471**, 762
 Abramowicz M. A., Lasota J.-P., Igumenshchev I. V., 2000, *MNRAS*, **314**, 775
 Aktar R., Das S., Nandi A., 2015, *MNRAS*, **453**, 3414
 Aktar R., Das S., Nandi A., Sreehari H., 2017, *MNRAS*, **471**, 4806
 Aktar R., Das S., Nandi A., Sreehari H., 2018, *Journal of Astrophysics and Astronomy*, **39**, 17
 Ayad H., Samadi M., Abbassi S., 2022, *MNRAS*, **517**, 5090
 Becker P. A., Le T., 2003, *ApJ*, **588**, 408
 Becker P. A., Das S., Le T., 2008, *ApJ*, **677**, L93
 Bu D.-F., Yang X.-H., 2019, *ApJ*, **871**, 138
 Bu D.-F., Yuan F., Stone J. M., 2011, *MNRAS*, **413**, 2808
 Bu D.-F., Wu M.-C., Yuan Y.-F., 2016a, *MNRAS*, **459**, 746
 Bu D.-F., Yuan F., Gan Z.-M., Yang X.-H., 2016b, *ApJ*, **818**, 83
 Bu D.-F., Yuan F., Gan Z.-M., Yang X.-H., 2016c, *ApJ*, **823**, 90
 Chakrabarti S. K., 1989, *ApJ*, **347**, 365
 Chakrabarti S. K., 1996, *ApJ*, **464**, 664
 Chakrabarti S. K., Das S., 2004, *MNRAS*, **349**, 649
 Chatterjee K., et al., 2020, *MNRAS*, **499**, 362
 Chen L.-H., Wang J.-M., 2004, *ApJ*, **614**, 101
 Chen X., Abramowicz M. A., Lasota J.-P., 1997, *ApJ*, **476**, 61
 Cheung E., et al., 2016, *Nature*, **533**, 504
 Cowie L. L., McKee C. F., 1977, *ApJ*, **211**, 135
 Das S., 2007, *MNRAS*, **376**, 1659
 Das S., Chattopadhyay I., 2008, *New Astron.*, **13**, 549
 Das S., Chattopadhyay I., Nandi A., Chakrabarti S. K., 2001, *A&A*, **379**, 683
 Das S., Becker P. A., Le T., 2009, *ApJ*, **702**, 649
 Das S., Nandi A., Stalin C. S., Rakshit S., Dihingia I. K., Singh S., Aktar R., Mitra S., 2022, *MNRAS*, **514**, 1940
 Davis S. W., Done C., Blaes O. M., 2006, *ApJ*, **647**, 525
 Dexter J., Quataert E., 2012, *MNRAS*, **426**, L71
 Dihingia I. K., Das S., Mandal S., 2018, *MNRAS*, **475**, 2164
 Dihingia I. K., Das S., Prabhakar G., Mandal S., 2020, *MNRAS*, **496**, 3043
 Esin A. A., McClintock J. E., Narayan R., 1997, *ApJ*, **489**, 865
 Faghei K., 2012a, *Ap&SS*, **338**, 301
 Faghei K., 2012b, *MNRAS*, **420**, 118
 Frank J., King A., Raine D. J., 2002, *Accretion Power in Astrophysics: Third Edition*. Cambridge, UK: Cambridge University Press
 Fryer C. L., Woosley S. E., Hartmann D. H., 1999, *ApJ*, **526**, 152
 Fukue J., 1987, *PASJ*, **39**, 309
 Ghasemnezhad M., Khajavi M., Abbassi S., 2012, *ApJ*, **750**, 57
 Ghoreyshi S. M., Shadmehri M., 2020, *MNRAS*, **493**, 5107
 Godet O., et al., 2012, *ApJ*, **752**, 34
 Haba Y., Terashima Y., Kunieda H., Ohsuga K., 2008, *PASJ*, **60**, 487
 Hameury J. M., Lasota J. P., McClintock J. E., Narayan R., 1997, *ApJ*, **489**, 234
 Homan J., Neilsen J., Allen J. L., Chakrabarty D., Fender R., Fridriksson J. K., Remillard R. A., Schulz N., 2016, *ApJ*, **830**, L5
 Ichimaru S., 1977, *ApJ*, **214**, 840
 Johnson B. M., Quataert E., 2007, *ApJ*, **660**, 1273
 Khajenabi F., Shadmehri M., 2013, *MNRAS*, **436**, 2666
 Kumar R., Gu W.-M., 2018, *ApJ*, **860**, 114
 Kumar R., Yuan Y.-F., 2021, *ApJ*, **910**, 9
 Lamb D. Q., Lamb F. K., Pines D., 1973, *Nature Physical Science*, **246**, 52
 Lasota J. P., Abramowicz M. A., Chen X., Krolik J., Narayan R., Yi I., 1996, *ApJ*, **462**, 142
 Liang E. P. T., Thompson K. A., 1980, *ApJ*, **240**, 271
 Liu B. F., Done C., Taam R. E., 2011, *ApJ*, **726**, 10
 Liu J. Y., Liu B. F., Qiao E. L., Mineshige S., 2012, *ApJ*, **754**, 81
 Lu J.-F., Gu W.-M., Yuan F., 1999, *ApJ*, **523**, 340
 Ma R.-Y., Roberts S. R., Li Y.-P., Wang Q. D., 2019, *MNRAS*, **483**, 5614
 Mahadevan R., Quataert E., 1997, *ApJ*, **490**, 605
 Manmoto T., Mineshige S., Kusunose M., 1997, *ApJ*, **489**, 791
 Meyer F., Liu B. F., Meyer-Hofmeister E., 2000, *A&A*, **354**, L67
 Mineshige S., Kawaguchi T., Takeuchi M., Hayashida K., 2000, *PASJ*, **52**, 499
 Mitra S., Maity D., Dihingia I. K., Das S., 2022, *MNRAS*, **516**, 5092
 Mosallanezhad A., Zeraatgari F. Z., Mei L., Bu D.-F., 2021, *ApJ*, **909**, 140
 Mosallanezhad A., Bu D.-F., Čemeljić M., Zeraatgari F. Z., Hai Y., Mei L., 2022, *ApJ*, **939**, 12
 Nakamura K. E., 1998, *PASJ*, **50**, L11
 Nakamura K. E., Kusunose M., Matsumoto R., Kato S., 1997, *PASJ*, **49**, 503
 Narayan R., Fabian A. C., 2011, *MNRAS*, **415**, 3721
 Narayan R., Yi I., 1994, *ApJ*, **428**, L13
 Narayan R., Yi I., 1995a, *ApJ*, **444**, 231
 Narayan R., Yi I., 1995b, *ApJ*, **452**, 710
 Narayan R., Kato S., Honma F., 1997, *ApJ*, **476**, 49

- Nemmen R. S., Storchi-Bergmann T., Yuan F., Eracleous M., Terashima Y., Wilson A. S., 2006, *ApJ*, **643**, 652
- Nemmen R. S., Storchi-Bergmann T., Eracleous M., 2014, *MNRAS*, **438**, 2804
- Netzer H., Trakhtenbrot B., 2014, *MNRAS*, **438**, 672
- Ohsuga K., Mineshige S., Mori M., Kato Y., 2009, *PASJ*, **61**, L7
- Paczyński B., Wiita P. J., 1980, *A&A*, **500**, 203
- Park J., Hada K., Kino M., Nakamura M., Ro H., Trippe S., 2019, *ApJ*, **871**, 257
- Popham R., Gammie C. F., 1998, *ApJ*, **504**, 419
- Quataert E., 2004, *The Astrophysical Journal*, **613**, 322
- Quataert E., 2008, *ApJ*, **673**, 758
- Ranjbar R., Mosallanezhad A., Abbassi S., 2022, *MNRAS*, **516**, 3984
- Rees M. J., Begelman M. C., Blandford R. D., Phinney E. S., 1982, *Nature*, **295**, 17
- Reynolds C. S., Di Matteo T., Fabian A. C., Hwang U., Canizares C. R., 1996, *MNRAS*, **283**, L111
- Sarkar B., Das S., Mandal S., 2018, *MNRAS*, **473**, 2415
- Shadmehri M., 2008, *Ap&SS*, **317**, 201
- Shakura N. I., Sunyaev R. A., 1973, *A&A*, **24**, 337
- Soria R., Kuntz K. D., Long K. S., Blair W. P., Plucinsky P. P., Winkler P. F., 2015, *ApJ*, **799**, 140
- Tanaka T., Menou K., 2006, *ApJ*, **649**, 345
- Treves A., Belloni T., Bouchet P., Chiappetti L., Falomo R., Maraschi L., Tanzi E. G., 1988, *ApJ*, **335**, 142
- Veledina A., Poutanen J., Vurm I., 2013, *MNRAS*, **430**, 3196
- Wang J. M., Netzer H., 2003, *A&A*, **398**, 927
- Wang Q. D., et al., 2013, *Science*, **341**, 981
- Watarai K.-y., Mizuno T., Mineshige S., 2001, *ApJ*, **549**, L77
- Weinberg S., 1972, *Gravitation and Cosmology: Principles and Applications of the General Theory of Relativity*
- Wilkinson T., Uttley P., 2009, *MNRAS*, **397**, 666
- Wu M., Yuan F., Bu D., 2010, *Science China Physics, Mechanics, and Astronomy*, **53**, 168
- Yang H., Yuan F., Yuan Y.-F., White C. J., 2021, *ApJ*, **914**, 131
- Younes G., Ptak A., Ho L. C., Xie F.-G., Terashima Y., Yuan F., Huppenkothen D., Yukita M., 2019, *ApJ*, **870**, 73
- Yuan F., 1999, *ApJ*, **521**, L55
- Yuan F., Cui W., 2005, *ApJ*, **629**, 408
- Yuan F., Narayan R., 2014, *ARA&A*, **52**, 529
- Yuan F., Markoff S., Falcke H., 2002, *A&A*, **383**, 854
- Yuan F., Ma R., Narayan R., 2008, *ApJ*, **679**, 984
- Yuan W., Liu B. F., Zhou H., Wang T. G., 2010, *ApJ*, **723**, 508
- Yuan F., Wu M., Bu D., 2012a, *ApJ*, **761**, 129
- Yuan F., Bu D., Wu M., 2012b, *ApJ*, **761**, 130
- Yuan F., Gan Z., Narayan R., Sadowski A., Bu D., Bai X.-N., 2015, *ApJ*, **804**, 101
- Yuan F., Yoon D., Li Y.-P., Gan Z.-M., Ho L. C., Guo F., 2018, *ApJ*, **857**, 121

APPENDIX A: SOLUTION METHODOLOGY: ITERATION METHOD

We obtain the global transonic solutions using an iteration method. In this method, we begin the numerical integration of the flow equations from a location just outside the black hole horizon as $r_{\text{in}} = r_s + 0.001$. For a given set of input parameters $(\varepsilon_0, \ell_0, \alpha, \Phi_s)$, we compute three flow variables, namely velocity v_{in} , sound speed $C_{s_{\text{in}}}$, and angular momentum ℓ_{in} at r_{in} . Needless to mention that $0 < \ell_0 < \ell_{\text{ms}}$, where $\ell_{\text{ms}} = 2\sqrt{3}$ is the innermost stable angular momentum around a Schwarzschild BH. Considering this, we pursue the following chronology for obtaining the global solutions.

- Close to horizon i.e., $r - r_s \rightarrow 0$, the matter falls with

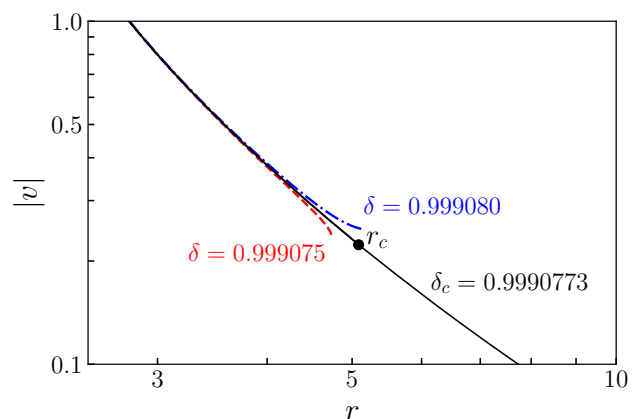


Figure A1. Variation of flow velocity $|v|$ as a function of radial coordinate r for three different iteration parameters. Dashed (red), solid (black) and dot-dashed (blue) curves denote results for $\delta = 0.999075, 0.9990773$, and 0.999080 . Here, $\delta = \delta_c = 0.9990773$ corresponds to transonic solution where critical point is obtained at $r_c = 5.0286$ for the chosen input parameters $(\varepsilon_0, \ell_0, \alpha, \Phi_s, \gamma) = (0.005, 3.05, 0.04, 0.0015, 1.5)$.

free fall velocity $v_{\text{ff}} = -\sqrt{2/(r - r_s)}$. Here, we consider a fractional constant $\delta < 1$, such that $v_{\text{in}} = \delta \times v_{\text{ff}}$, and accreting matter enters into the BH with this velocity v_{in} .

• Next, we determine the asymptotic flow variables just outside the horizon at r_{in} . Using Frobenius expansion, we get the asymptotic behaviour of flow angular momentum as,

$$\ell_{\text{in}} = \ell_0 + B(r - r_s)^\beta; \quad r \rightarrow r_s, \quad (\text{A1})$$

where B and β are positive constants. We implement ℓ_{in} in equation (8) and we demand that,

$$\lim_{r \rightarrow r_s} \frac{d\ell_{\text{in}}}{dr} = 0, \quad \lim_{r \rightarrow r_s} \frac{\delta \sqrt{2} B (r - r_s)^\beta}{\sqrt{r_s} (r - r_s)^{\frac{3}{2}} \alpha C_s^2} = \frac{2\ell_0}{r_s}. \quad (\text{A2})$$

To eliminate all terms involving $(r - r_s)$ in equation (A2), we require $\beta = 3/2$ and $B = \sqrt{2}/r_s (\alpha C_s^2 \ell_0 / \delta)$. Accordingly, we get the expression of angular momentum at r_{in} for a suitable choice of $(\delta, \ell_0, \alpha, \Phi_s)$.

• We use v_{in} and ℓ_{in} in equation (16), where we consider that the effect of conduction is negligible (Tanaka & Menou 2006), and determine the sound speed $C_{s_{\text{in}}}$ by solving equation (17) for a given energy ε_0 ,

• Using v_{in} , $C_{s_{\text{in}}}$, and ℓ_{in} , we start integrating equations (8, 10, 11) from r_{in} outwards, and check the critical point conditions described in equations (12) and (13). We keep tuning the iteration parameter δ until the critical point conditions are satisfied for $\delta = \delta_c$, and thereafter, we obtain the critical point r_c (see Fig. A1 for more details).

• At r_c , we calculate $dv/dr|_c$ by applying the l'Hôpital's rule. The real and negative radial velocity gradient corresponds to accretion solution, and hence, for $dv/dr|_c < 0$, we further integrate equations (8, 10, 11) starting from r_c upto to the outer edge of the disc $r_{\text{edge}} = 1000$. Finally, we join both parts of the solutions (from r_{in} to r_c and r_c to r_{edge}) to obtain the global transonic accretion solution for a HAF around non-rotating BH.

This paper has been typeset from a T_EX/L^AT_EX file prepared by the author.