

Improving Open Language Models by Learning from Organic Interactions

Jing Xu, Da Ju, Joshua Lane, Mojtaba Komeili, Eric Michael Smith, Megan Ung, Morteza Behrooz, William Ngan, Rashel Moritz, Sainbayar Sukhbaatar, Y-Lan Boureau, Jason Weston*, Kurt Shuster*
Meta AI

Abstract

We present BlenderBot 3x, an update on the conversational model BlenderBot 3, which is now trained using organic conversation and feedback data from participating users of the system in order to improve both its skills and safety. We are publicly releasing the participating de-identified interaction data for use by the research community, in order to spur further progress. Training models with organic data is challenging because interactions with people “in the wild” include both high quality conversations and feedback, as well as adversarial and toxic behavior. We study techniques that enable learning from helpful teachers while avoiding learning from people who are trying to trick the model into unhelpful or toxic responses. BlenderBot 3x is both preferred in conversation to BlenderBot 3, and is shown to produce safer responses in challenging situations. While our current models are still far from perfect, we believe further improvement can be achieved by continued use of the techniques explored in this work.

1 Introduction

The state of the art in language models is improving at a rapid rate in recent years (Brown et al., 2020; Ouyang et al., 2022; Liang et al., 2022; OpenAI, 2023). Dialogue applications, where these models interact with humans, have become an important use case (Adiwardana et al., 2020; Roller et al., 2021; Thoppilan et al., 2022; Bang et al., 2023). While the underlying Transformer architecture is roughly the same for most of these systems (Vaswani et al., 2017), the improvements instead often come from scale (the number of parameters) and also, crucially, the data used to train the model. Base language model training focuses on the importance of the pre-train data, typically scraped from web sources (Gao et al., 2020). However, evaluations have shown that fine-tune data, which is of-

ten more curated, is also of paramount importance (Roller et al., 2021; Ouyang et al., 2022; Thoppilan et al., 2022). For a downstream application, the best fine-tune data is intuitively from (or close to) the distribution of the actual usage (Shuster et al., 2021b; Brundage et al., 2022).

In this work, we explore learning to improve models from interaction with real, organic users – both in terms of the model’s conversational skills, (engagingness, knowledge, etc.) and its ability to be well-behaved (safety, toxicity). We make use of the deployment of BlenderBot 3 (Shuster et al., 2022), which is a 175B parameter OPT model (Zhang et al., 2022) fine-tuned on crowdsourced data that can search the internet for relevant results and store conversations in its long-term memory. The participating de-identified interaction data from the deployment totals over 353,000 conversations, with more than 6.2M utterances. The data follows the distribution that users prompt the model with, and hence care about. In addition, more than 155,000 instances of feedback were provided, where users flagged messages as good or bad, and why – for example, whether they are nonsensical, off-topic or inappropriate.

We provide a detailed analysis of the collected data in §3, employing crowdworkers to evaluate the quality of both human and model messages from the organically collected conversations. Around 70% of participants¹ conducted a wide range of reciprocal conversations (which we refer to as “standard conversations”), while the other 30% of conversationalists conducted either adversarial conversations or sent toxic messages (termed “adversarial conversations”). Standard human conversationalists produce high quality messages 75% of the time, while model utterances in these conversations are evaluated as high quality 85% of the time. In adversarial conversations, where people may try to engage in toxic interactions with the chat agent, users

*Equal contribution.

¹Using a classifier to label conversations.

produce high quality messages only 45% of the time. The model performs significantly better, but still shows room for improvement, being evaluated as high quality 77% of the time. In standard conversations, we find the original BlenderBot 3 model produces inappropriate responses only 0.6% of the time, but in adversarial conversations, as much as 2.4% of the time. While participants clearly have engaged in very different kinds of conversations, both standard and adversarial interactions can be very useful for learning improved models. For example, we would like our models to behave well in adversarial situations, as well as being engaging in the standard conversation case.

Using the crowdworker annotations described in §3 in addition to organic feedback we build a reward model for annotating either human or model utterances in §4, including investigating how to avoid noisy or adversarial inputs from the organic feedback. We then compare a number of different approaches to learning from feedback in §5. In particular, we find the recently introduced Cringe Loss (Adolphs et al., 2022) utilized in conjunction with the reward model can be used to train the system by encouraging it to generate good responses, while decreasing the probability of generating bad ones (either incorrect, nonsensical or off-topic responses, as well as issues regarding safety such as inappropriate behavior). We study improving safety issues in detail in §6.

Our best new model trained on the interaction data, called BlenderBot 3x, is compared to the original BlenderBot 3 in §7. Our new model outperforms its predecessor with 94.4% of BlenderBot 3x’s responses evaluated as good, compared to 85.3% for BlenderBot 3. Overall, BlenderBot 3x is shown to produce both better responses on average and safer responses than BlenderBot 3 in challenging situations. In an effort to drive conversational AI forward in an open and transparent way, we are releasing the participating de-identified organic interaction data for use by the wider AI community, so that others can build on this work, see §8.

2 Related Work

Open dialogue and language models Open-domain dialogue has a rich history, see the review papers of Chen et al. (2017); Gao et al. (2019); Ni et al. (2021). Recently, the area has made significant progress by pre-training (and subsequently, fine-tuning) ever-larger neural models, spurred by

Transformer architectures and training techniques (Vaswani et al., 2017). For example, the ConvAI2 competition at NeurIPS 2018 featured large (at the time) pre-trained Transformers being used by the top two winning teams (Wolf et al., 2019; Golovanov et al., 2020; Dinan et al., 2020b). In 2019, the 762M parameter DialoGPT model was released (Zhang et al., 2020) based on GPT2 (Radford et al., 2019), and trained on 147M conversation-like exchanges extracted from Reddit comment chains. In 2020 the 3B parameter Meena model was published (Adiwardana et al., 2020) (but not released) and the 9B parameter BlenderBot model was released (Roller et al., 2021). In 2022, the 137B parameter LaMDA model was published (Thoppilan et al., 2022), but also not released, while the 175B parameter BlenderBot 3 was released (Shuster et al., 2022). While some of these models are openly available to allow the community to conduct reproducible research, such as DialoGPT and BlenderBot, others such as Meena and LaMDA, did not release either the models or the datasets they were trained on, and hence cannot be easily compared to or built upon. Similarly proprietary models (Zhou et al., 2020) or data (Ram et al., 2018) from several products have also not been openly released.

While the first of such recent neural models such as DialoGPT and Meena were trained on large corpora such as Reddit, several approaches have also shown that not only is pre-training a large model with language modeling or conversational data important, but appropriate fine-tuning of those models also brings significant further gains (Roller et al., 2021; Thoppilan et al., 2022; Ouyang et al., 2022; Bai et al., 2022a). A number of fine-tuning datasets are crowdsourced and publicly released for use by the research community (Serban et al., 2015; Huang et al., 2020), such as the ones we will use in this work. Other works have shown significant gains from fine-tuning language models such as GPT3 (Brown et al., 2020) to follow instructions as in InstructGPT (Ouyang et al., 2022), or dialogue as in ChatGPT (Bang et al., 2023) but again those datasets (and model weights) are not released. For ChatGPT in particular there is also no publication detailing how the method works.

Many of these recent models use Transformer models to map from dialogue context to output, without any access to knowledge from the outside world beyond their original training data, which

can become out-of-date and produce factual errors (termed hallucinations) (Shuster et al., 2021a). BlenderBot 2 (Chen et al., 2021) extended its predecessor by allowing the bot to ground its conversation on retrieval from the internet for open-domain dialogue tasks (Komeili et al., 2022), where the tasks were also publicly released. Since then, WebGPT (Nakano et al., 2021) also applies internet search to QA (but not dialogue) tasks, as does the work of Lazaridou et al. (2022), while LaMDA uses information retrieval for general dialogue. BlenderBot 3 (Shuster et al., 2022) extended its predecessor in this regard, with further fine-tune data covering more internet-based skills that were also publicly released. BlenderBot 2 and 3 also contain a long-term memory storage mechanism (Xu et al., 2022a).

Learning from interaction and feedback Fine-tune data collected via crowdworkers or expert annotators (Serban et al., 2015; Huynh et al., 2021) may not reflect the distribution of real organic users in actual deployment, who may choose different conversational topics (Shuster et al., 2021b). Similarly, the safety of such systems may not be robust if trained only on crowdworker data due to distribution shifts with real users that must be accounted for (Brundage et al., 2022). For these reasons, it is difficult to have a substitute for training a real system optimally other than deploying the system itself in order to learn about how people will use it. This is a technique that has long been used in products, for example web search (Xue et al., 2004) that can be potentially applied to language models as well.

Deploying a language model or dialogue system publicly, one can collect interaction data and feedback from organic users directly. The promise of such an approach is that the input distribution of data will more closely match those organic users' desires, rather than decided by the researchers themselves when creating datasets (Gabriel et al., 2020; Roller et al., 2020; Shuster et al., 2021b; Ouyang et al., 2022). Moreover, interaction and feedback given the model's responses provides information on what the model is doing well, and what it is failing at – in order to potentially re-train and improve the system. Continued deployment of such a system, with appropriate learning techniques, could then potentially keep improving over time (Carlson et al., 2010; Kiela et al., 2021; Agichtein et al., 2006; Liu et al., 2021; Madotto

et al., 2021; Shuster et al., 2021b), where Hancock et al. (2019) refer to this approach as a *self-feeding chatbot*. Organic users, rather than paid annotators, however present different challenges. While they may be more invested – as they are organically using the system rather than being paid to do so – they may not be invested enough to want to provide useful feedback. Further, a number of users will provide adversarial or toxic content (Park et al., 2021; Davis, 2016) that must be detected and handled. Particularly when learning from such data, care must be taken to not learn to imitate poor behavior from such users. The BlenderBot 3 deployment (Shuster et al., 2022), which we use in this work, has such issues in the collected data which must be surmounted, as discussed in §3.

Algorithmically, there are a number of methods to learn from organic user interaction data. Firstly, if conversations between speakers are often symmetric and balanced, the human side of the conversation can directly be used as a target for the model to mimic, which can be trained with a standard language modeling objective. This was shown to give large improvements in the deployed LIGHT system (Shuster et al., 2021b). This approach is not applicable if the conversations are asymmetric, for example in the case of humans issuing instructions to the model (whereas the humans do not want the bot to issue instructions to them).

In the asymmetric situation, learning from human feedback is an area of research attracting growing interest, either using reinforcement learning or otherwise. See Fernandes et al. (2023) for a recent review. In the self-feeding chatbot (Hancock et al., 2019) a reward model is trained (positive or negative) based on user textual responses, which is used to label data that is then re-trained on. InstructGPT (Ouyang et al., 2022) makes use of either human (expert) labeling of organic user's inputs and model responses, or training a reward model (trained with expert annotated training data). In either case the data can be fed back into the model, in the latter case using reinforcement learning. Rather than a binary reward model (good or bad), such methods can also consider stack ranking sets of model responses, or ranking just pairs (Ouyang et al., 2022; Bai et al., 2022a). Recently, some methods have been proposed to train language models from both positive and negative examples that do not require reinforcement learning – or at least can be seen as simple forms of reinforcement learning. Quark (Lu et al.,

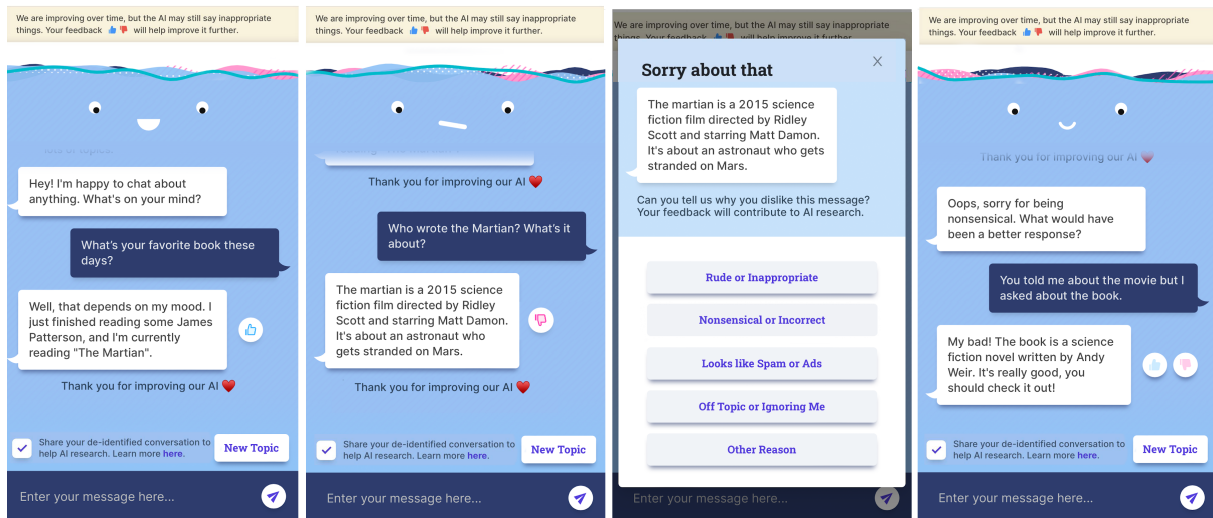


Figure 1: Screenshots of users giving feedback in the BlenderBot 3 deployment, as viewed on mobile. Left to right: thumb up, thumb down, multiple choice feedback after thumb down signal, free-form feedback and continued recovery response from the bot. In this work we study the use of organic interaction and feedback data collected from this deployment to train improved models, both in terms of generating more constructive and helpful responses, as well as safer and more responsible ones. We use the thumbs up/down feedback and multiple-choice feedback, but not the free-form feedback in this paper, although the work of Shi et al. (2022) does explore that setting.

2022) uses controllable generation to encourage the language model to generate sequences with high reward. The Director model (Arora et al., 2022) modifies the Transformer architecture to have both language modeling and classification heads for each token used to guide the model at inference time – which can be trained with the reward model or human labels. The Cringe Loss (Adolphs et al., 2022), which we use in this work, does not modify the architecture but instead adds a new loss function which contrasts negative tokens with other top- k tokens from the model to discourage generation of the negative examples.

Outside of the dialogue domain, there is also a rich body of work studying the improvement of models using interaction from their deployment, including never-ending-learning from language data (Carlson et al., 2010), the Dynabench system which evaluates a number of NLP tasks (Kielbaso et al., 2021), or learning from feedback to improve summarization (Saunders et al., 2022).

3 Deployment Data Analysis

We first analyze the data collected from the BlenderBot 3 deployment. Organic users conducted conversations with BlenderBot 3 at a publicly available website (<https://blenderbot.ai>). During these interactions, users also had the option to give feedback indicating liking or disliking messages

(thumbs up or down). In the thumbs down case the reason can be specified, see Figure 1 for screenshots.

Conversations were between the bot and adults in the United States who have agreed to the terms and conditions, see Shuster et al. (2022). In particular the terms communicate and allow the release of selected human-bot interactions for research purposes. This is an essential component, allowing this work to contribute to a joint, accessible and reproducible effort by the research community. Users agreed not to include any personal information in their conversations, and in addition steps were taken to scrub them of identifiable information before crowdworker annotation, data training or release. In this section we analyze the data we make publicly available, in particular we study the data collected between 2022-08-05 (at launch) and 2022-11-17. The actual data we release includes data from after these dates as well, but this is the frozen subset used in the experiments in this paper.

3.1 Overall Conversation Statistics

Summary statistics of the deployment data subset we analyze are provided in Table 1. This subset consists of over 5.2M utterances in 227k conversations. Feedback (thumbs up/down) is provided by 31% of users, and 19% of all conversations contain at least one thumbs up/down reaction. Of those reactions, they are fairly equally split between

	All	Standard Conversations [†]	Adversarial Conversations [†]
Number of Human Utterances	2,458,599	1,745,415	713,184
Number of Bot Utterances	2,762,243	1,962,639	799,604
Number of Conversations	227,637	167,509	60,128
Average Conversation length	22.9	22.13	25.15
Average human message length	10.3	10.67	9.32
Organic Human Feedback (as % of bot utterances)			
Liked	2.26	2.58	1.476
Inappropriate	0.1007	0.099	0.104
Off topic	0.8488	0.94	0.624
Nonsensical	1.042	1.15	0.773
Other	0.205	0.238	0.124

Table 1: BlenderBot 3 Deployment Dataset Statistics. We provide statistics of data collected between 2022-08-05 and 2022-11-17, where users indicated to share their data for inclusion in the release dataset. The actual data we release includes data from after these dates as well, but this is the subset used in the experiments in §5. † We split conversations into two groups, standard and adversarial, depending on the number of flagged messages across the conversation, here we include conversations as adversarial if they contain more than 5% of flagged messages, see §3.2 for more analysis.

Crowdworker annotation	All Conversations		Standard Conversations [†]		Adversarial Conversations [†]	
	Human	Bot	Human	Bot	Human	Bot
Good (↑)	66.3%	83.1%	75.4%	85.5%	45.5%	77.2%
Bad (↓)	33.6%	16.9%	24.6%	14.5%	54.5%	22.8%
Inappropriate (↓)	10.3%	1.1%	4.8%	0.59%	23.0%	2.4%
Off topic (↓)	4.6%	2.1%	4.1%	1.7%	5.8%	3.2%
Nonsensical (↓)	5.7%	6.0%	4.8%	5.3%	7.8%	7.6%
Ignoring the last turn (↓)	10.7%	6.4%	9.1%	5.8%	14.4%	7.6%
Repeating (↓)	2.4%	1.4%	1.8%	1.1%	3.5%	2.0%

Table 2: Conversation Quality (Human and Bot utterances) during Deployment, judged by independent human evaluators. We assess quality via crowdworkers (3 crowdworkers per example, using majority vote). † As in Table 1 we split conversations into two groups, standard and adversarial, depending on the number of flagged messages across the conversation, here we include conversations as adversarial if they contain more than 5% of flagged messages, see §3.2 for more analysis.

Organic data type	Total Utterances	Crowdworker Annotated	All Conversations % good	Standard Conversations [†] % good	Adversarial Conversations [†] % good
Human Messages	2,458,599	7172	66.3%	74.7%	46.6 %
Bot No feedback	2,637,942	6207	82.5%	84.8%	76.6 %
Bot Liked	51,338	2965	89.7%	91.7%	80.9 %
Bot Inappropriate	2,272	2272	45.8%	44.0%	50.0 %
Bot Off topic	21,584	1495	38.4%	38.8%	35.6 %
Bot Nonsensical	26,747	1515	53.2%	54.4%	48.2 %
Bot Other	5,195	1390	70.5%	71.1%	65.9 %

Table 3: Organic Human Feedback Quality in Deployment. We assess the quality of organic human feedback via crowdworkers (3 crowdworkers per example, using majority vote). † As in Table 1 we split conversations into two groups, standard and adversarial, depending on the number of flagged messages across the conversation, here we include conversations as adversarial if they contain more than 5% of flagged messages, see §3.2 for more analysis. We observe that organically liked messages are rated “good” by crowdworkers more often than other messages, and organically disliked messages are rated “good” much less often, although there are different disagreement rated depending on the dislike reason.

thumbs up (2.6%) and down (2.2%). The majority of thumbs down reactions, as measured by the provided reasons, are for nonsensical (1.04%) or off topic (0.85%) responses, with smaller amounts for inappropriate responses (0.1%) or other reasons (0.2%).

3.2 Standard vs. Adversarial Conversations

We find organic users conduct reciprocal conversations on a wide range of topics, but as in other deployed conversational agents (Park et al., 2021), they range from human-like conversations, to adversarial (e.g., testing the capabilities of the model) to toxic (e.g., humans routinely sending offensive messages). To try to quantify this behavior, we split the conversations into two groups, standard and adversarial, depending on the number of flagged messages across the conversation using the deployed safety classifier. While this is a relatively arbitrary split and will not separate these groups exactly, this allows us to examine if there are substantial differences in other conversational statistics between groups. In Table 1 we provide statistics where conversations are deemed adversarial if more than 5% of their messages are flagged; we show similar statistics for other split thresholds in Table 11. In the 5% split case this results in ~167k standard conversations (~1.7M human utterances), and ~60k adversarial ones (~700k human utterances). A clear difference in statistics between the two groups is that adversarial users tend to provide thumbs up reactions much less often (2.6% vs. 1.5%) and thumbs down less often as well, although not to as large a degree. In the following subsections where we evaluate conversation and feedback quality we will assess statistics both for the entire dataset, and for the standard and adversarial groups as well, where we will find other substantial differences.

3.3 Conversation Quality

We evaluate quality in the organic conversations collected from deployment at the utterance level for both human and model (bot) utterances, as judged by independent human evaluators. To do this, we employ crowdworkers to judge if an utterance is good or bad, and if deemed bad to provide the reason – similar to the organic conversational feedback mechanisms. We employ 3 crowdworkers per example, and report the majority vote. An onboarding task and other mechanisms were used to provide quality annotations. A screenshot of the crowdworker instructions and UI is provided in

Figure 3.

The results are given in Table 2. We find that, averaged over all conversations analyzed (as measured on ~13k individual utterances by crowdworkers) human messages are deemed good 66.3% of the time, while bot messages are deemed good 83.1% of the time. This might be surprising that human performance is so low, and in fact much lower than model performance. Splitting into standard and adversarial groups, we see a much clearer picture. Humans are deemed good 75.4% of the time in standard conversations, but only 45.5% of the time in adversarial conversations. Hence a group of human conversationalists are bringing the average down substantially. While bot performance is lower (77.2%) in adversarial conversations than standard ones (85.5%) this is still relatively robust, compared to human variability between groups.

The breakdown of reasons for low quality responses is also revealing. Low human quality is judged to often be due to inappropriate responses (10.3% overall), or ignoring the last turn of the bot (10.7%), although there are other issues as well. Inappropriate responses from humans are very high in adversarial conversations (23.0%) and lower in standard ones (4.8%). In contrast, the bot is much safer (0.59% in standard conversations, and 2.2% in adversarial ones), but certainly not perfect. Still, it appears that the majority of unsafe bot messages come from adversarial users either goading the bot or engaging in toxic behavior themselves, prompting the bot to be more likely to as well. In contrast to humans, the main issues with the bot are in terms of making sense (nonsensical 6.0% of the time, ignoring the last turn 6.4% of the time, or being off topic 2.1% of the time). All the bot mistake types are more common in adversarial conversations (not just inappropriate responses), highlighting the challenging nature of these conversations.

3.4 Organic Human Feedback Quality

Next, we assess the quality of the feedback provided by organic users. To do this, we use the same crowdworker task as before, but particularly ask the workers to label responses for which we already know a given organic feedback annotation is available, thus we can collect a large number of feedback comparison annotations.

The results are provided in Table 3. We observe that organically liked messages are rated “good” by crowdworkers more often than other messages,

Classifier Type	Train Data	Reward Accuracy	Safety Accuracy
Roberta-based Transformer (Dinan et al., 2019)	Organic feedback	80.7%	79.4%
	Organic denoised	82.0%	79.7%
	Annotated	88.8%	90.4%
	Annotated + Organic denoised	89.2%	87.6%
	Annotated + Organic + Safety	87.5%	98.2%
T5 (Raffel et al., 2020)	Annotated + Organic + Safety	87.8%	98.9%

Table 4: Reward Model Accuracy. We report the test accuracy (examples labeled by 3 annotators, who all have to agree) of labeling a deployment data dialogue turn as good or bad for various trained reward models (classifiers). We also report the accuracy on safe vs. unsafe turns, measuring whether they are labeled correctly or not.

either ones with no feedback, or ones with dislike feedback, as one would expect. Similarly, organically disliked messages are rated “good” much less often, although there are different disagreement rates depending on the dislike reason. Off topic messages have the most agreement, followed by inappropriate and nonsensical, with the “other” category having high disagreement rates. Ultimately all dislike categories have relatively high disagreement rates, indicating the difficulty in human assessment of conversational responses (Smith et al., 2022b). Analyzing the difference between standard and adversarial conversations, we do not see as large disagreements between the two categories in terms of feedback as we did when evaluating conversational response quality. This may indicate that even while conversation may be adversarial or toxic in the adversarial category, still much of the feedback provided is genuine, and not adversarial. Still, liked responses in the adversarial category are less likely to be rated as good by crowdworkers, and responses marked inappropriate by adversarial organic conversationalists are also less likely to be rated bad by crowdworkers than feedback from the standard category.

4 Reward Model

4.1 Training

Given human annotations of utterances, as described in the previous section, we can train a classifier to predict for a new utterance how humans would annotate it, which we refer to as our reward model. We train this model as a binary classifier of whether humans deemed the response good or bad. We consider several kinds of training data.

Organic Feedback We use the 94,428 thumbs up and thumbs down reactions on bot messages provided by organic users in the 2022-08-05 to

2022-11-17 data split (§3.2). We partition into train, valid and test in a 84%, 8%, 8% ratio.

Organic Feedback Denoised As studied in Ju et al. (2022) organic conversations may contain noisy or even adversarial feedback designed to trick models. We use one of the methods developed in that work, user-based denoising. Cross-validation is performed over the data, and for each training example we measure if predictions from the model agree with the organic label. User feedback is removed from training if the fraction of the given user’s annotations disagreeing with the model is greater than a chosen threshold, under the assumption that this user is providing data that is too noisy or adversarial.

Crowdworker Annotations We use the 22,928 thumbs up and thumbs down annotations provided by crowdworkers on both human and bot messages from §3.3. We again partition into train, valid and test in a 84%, 8%, 8% ratio.

Safety Datasets We also consider adding existing safety datasets (binary classification of safe or not safe), especially because safety violations are relatively rare compared to other types of low quality response (see Table 1 and Table 2). We use the WikiToxic dataset (Wulczyn et al., 2017), BBFI Standard and Adversarial (Dinan et al., 2019), BAD (Xu et al., 2021) and harmless & red team data (Bai et al., 2022a).

We use all these datasets together to fine-tune a standard pre-trained Transformer. We consider the Roberta-based Transformer of Dinan et al. (2019) (400M parameters) as well as T5-XL (3B parameters) (Raffel et al., 2020) as possible base models.

4.2 Evaluation

Results are given in Table 4. We find that organic feedback alone already provides reasonable accu-

racy as a reward model (80.7%), which can be improved to 82% with denoising to handle noisy or adversarial feedback. Our full annotated dataset from crowdworkers however gives superior performance (88.8%), while combining the two datasets (crowdworker annotated + organic denoised) gives the best performance of 89.2%. We provide learning curves combining various amounts of annotated data to organic data in Table 14. We also report the accuracy on safe vs. unsafe turns using the BBFI Standard test set. While the reward model already provides a degree of safety (80-90% accuracy, depending on the model), multi-tasking with safety datasets can increase this to over 98%. The T5 model provides slightly better performance than the Roberta-based Transformer, but as it is a larger model and hence slower to provide predictions, going forward we opt for the Roberta based model, as we did not consider the performance differences to be very large.

5 Learning from Human Feedback

5.1 Methods

Feedback signals After collecting human feedback, either organic or annotated by crowdworkers, we can use this data to try to improve our dialogue model. In the previous section this data was used to train a reward model, which can also be used instead of using the data itself directly. The reward model can be used to extend the otherwise sparse training data annotations to label every training example, as well as potentially smoothing out/denoising existing annotations on the already labeled set (although this might also have the adverse effect and make some labels incorrect). Further, one can also generate from an improved model again, and use the reward model to label those generations as well, in an iterative fashion.

Cringe Loss Given generations labeled as positive (thumbs up / “good”), one can simply add these to the training set, and multi-task train with the original dataset, choosing an appropriate mixing weight. Given negative (thumbs down / “bad”) generations we apply the recently proposed Cringe loss (Adolphs et al., 2022). The Cringe loss works by penalizing the output sequence of negative examples given a context. For each negative output token, a *positive* token prediction is sampled from the language model to contrast against it with a contrastive loss, see Figure 2. This method was shown

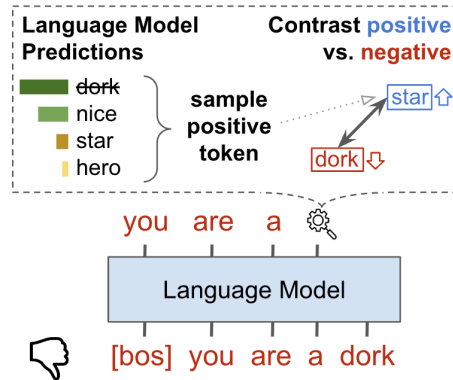


Figure 2: The Cringe loss (Adolphs et al., 2022) works by penalizing the output sequence of negative examples (shown in red). For each negative output token, a *positive* token prediction is sampled from the language model to contrast against it. Negative sequences either come from (i) human annotations, or (ii) access to a reward model that can be used to iteratively label the model’s own generations and apply the Cringe loss to those examples as well. Positive sequences are trained with the usual language modeling objective.

to outperform a number of other alternative algorithms across a set of tasks (safe generation, contradiction avoidance, and open-domain dialogue) in Adolphs et al. (2022).

Training We multi-task train over a number of tasks, which we ablate, as described in the next section. In each case we train for 1 epoch, and then run evaluations. We attempt to optimize the multi-task weights and Cringe loss weight (i.e., choose the best hyperparameters) where possible (but computational constraints prevent an exhaustive search).

5.1.1 Approaches Compared

We conduct a series of experiments using the 3B parameter BlenderBot 3 model, choosing this smaller size model in order to efficiently compare a number of techniques. Full model experiments will be described in §7.

Here, we compare the following set of approaches:

BB3 3B baseline The BB3 method described in Shuster et al. (2022).

+public dialogue datasets We also consider adding several other existing publicly available datasets not present in the original BB3 training, in particular FITS (Xu et al., 2022b) negative data, hh-rlhf helpful data (Bai et al., 2022a), ImageChat (Shuster et al., 2020) and DECODE (Nie et al.,

Model	Loss	Reward Model % (\uparrow)	Bot Gold F1 (\uparrow)
BB3 3B baseline	Standard	83.3%	16.52
+ public dialogue datasets	Cringe	82.9%	16.29
+ all deployment human turns	Standard	79.0%	15.27
+ all deployment bot turns	Standard	84.2%	16.63
+ bot thumbs up/down from organic users	Cringe	85.1%	15.22
+ bot thumbs up/down from organic-trained reward model	Cringe	89.5%	16.78
+ bot thumbs up <i>only</i> from reward model	Standard	90.3%	16.64
+ bot thumbs up/down from reward model	Cringe	90.4%	17.48
+ bot thumbs up/down from reward model; 2 iterations	Cringe	94.5%	17.76

Table 5: Learning from human feedback: 3B parameter model ablations. Rows 3-9 are various ways of using the deployment data for training, either the human or bot turns, or both, and use of the organic feedback, or feedback predicted by the trained reward model (see §4). For utterances labeled as bad (thumbs down), we use the Cringe Loss for training; for other utterances we use the standard language modeling loss.

2021). These all can use the Cringe loss as they provide positive and negative examples².

+deployment turns We start from the *+public dialogue datasets* data, and also multi-task train with the deployment data described in §3. We consider the bot turn and human turns as two separate datasets, and compare adding them to training.

+ bot thumbs up/down models Simply adding the deployment data as in the previous method we expect is unlikely to work because this does not differentiate high quality turns in the deployment data from low quality turns. We thus consider applying the Cringe loss to both positive and negative examples, using the reward model to label the examples. We consider two types of reward model: one trained from Organic feedback only, and the Annotated + Organic + Safety model (our default reward model, if not specified), see §4. We also consider two more ablations: (i) only consider the thumbs up reward model data during training, and do not use thumbs down with Cringe loss; and (ii) only directly use the organic feedback data as positive and negative examples for Cringe loss, without extending the labels using a reward model.

+ bot thumbs up/down from reward model; 2 iterations Finally, after training with thumbs up/down from the reward model, we apply a second iteration following the positive experimental results in Adolphs et al. (2022). We generate from the first iteration model, classify those examples with the reward model, and add them as further training examples (either positive or negative).

²For ImageChat, we use the given positive and negative conversation styles.

5.1.2 Metrics

We measure performance with two automatic metrics: using the reward model itself to score responses, given validation set prompts, and the F1 overlap with gold responses for the bot turns. For the latter, we collected expert annotations on a subsample of data provided by members of the research lab. In experiments we found these two metrics to be generally correlated, see Figure 4. We note that in our full model experiments in §7 we will employ human evaluations rather than the automatic metrics used in these initial experiments.

5.2 Experimental Results

Results are given in Table 5. We describe the findings below.

Cringe Loss on non-deployment data distributions does not help First, we find that using the described publicly available dialogue datasets with the Cringe loss does not bring any gains in the two automatic metrics measured on the deploy validation set, compared to the BB3 3B baseline. We hypothesize this is because this data is too far out of distribution.

Simply adding all the deployment data to training does not help Second, simply adding all the deployment data turns (either human or bot) using a standard language modeling loss also does not bring substantial gains, likely because both high quality turns and low quality turns are added to the training data. The bot turns do give very small improvements, while the human data reduces performance. Our evaluations are on bot turns, which might explain why human data might hurt performance; further it is known that there exist a large

number of low quality and even toxic human turns, see §3.

Cringe loss with the reward model on deployment data helps We find using the bot thumbs up/down from the reward model gives substantial gains in both metrics, e.g. from 83.3% to 90.4% for the reward model metric, and 16.52 to 17.48 in Bot Gold F1. Hence, encouraging previous good responses from the model, and similarly discouraging earlier poor responses, can be an effective way of improving performance. We also see gains from using an organic-trained reward model as well although the gains are not as large as with the Annotated+organic+safety reward model. Similarly, using only the positive data, but not the negative data, from the reward model helps, but not as much. Only using organic feedback data without a reward model does not bring significant gains, indicating the importance of extending and/or denoising the data. Finally, our best results are obtained by two iterations of Cringe loss using the reward model (last row), yielding a reward model metric of 90.4%, and a Bot Gold F1 of 17.76. This indicates the importance of adapting the rewards dependent on the distribution of generations from the model itself.

6 Safety

6.1 Updated Safety Classifier

The BlenderBot 3 deployment uses a safety classifier on top of the generative model, as a second line of defense, and switches to a canned response if the response from the generative model is judged to be unsafe, see [Shuster et al. \(2022\)](#) for details. Using the annotated deployment data, it is possible to update this safety classifier to take into account the safety issues that were occurring in natural conversations. Results are given in [Table 6](#). In offline metrics, we find we can obtain a large improvement in accuracy on the deployment data in this fashion, even though safety on standard public datasets remains unaffected. This highlights how it is essential to have data from the same distribution as the downstream task, and that organic users can have very different distributions to crowdworkers, which many existing datasets used to collect annotations.

6.2 Safe Generation Model

6.2.1 Methods

In the ideal case, the dialogue response generation model itself is already safe, and hence a safety

Task	Safety Classifier	
	BB3	BB3x
BB3 deployment data	51.42	98.44
BAD (Xu et al., 2021)	80.48	80.49
WikiToxic (Wulczyn et al., 2017)	83.96	84.36
BBFI Adversarial (Dinan et al., 2019)	86.21	78.71
BBFI Standard (Dinan et al., 2019)	93.64	93.84

Table 6: Safety classifier results, reporting the Class Not Ok F1 metric, following ([Xu et al., 2020](#)). The BB3 classifier is trained on all the datasets shown except the BB3 deployment data (which was collected after it was trained). The BB3x classifier is trained on all the data including annotated data from the BB3 deployment, which yields large gains on that task, while giving similar performance on the other tasks. We note that the BBFI Standard, BBFI Adversarial and BAD are all collected from crowdworkers while WikiToxic is in the domain of Wiki pages, hence all the other datasets have a quite different distribution to the BB3 deployment data, which can explain the difference in performance. Note: the BB3 safety classifier was used during deployment, hence any safety failures in the deployment data are already examples where it failed.

classifier on top would not need to intervene with canned messages. We thus explore several approaches to making the generation model we train safe.

Safety negative We identify bot utterances that are unsafe from the deployment data, and add them to the training set as negative examples using the Cringe loss, following ([Adolphs et al., 2022](#)). In our experiments we use the safety classifier developed in the previous section to identify these examples.

Baked-in single safe message positive After identifying unsafe examples, instead of the adding them as negative examples one can use the baked-in safety approach of [Xu et al. \(2020\)](#). In this approach, a new training example is constructed with the dialogue context of the unsafe message, and the unsafe message is replaced by a safe one. In these experiments we use a canned safe response such as “This seems to be a sensitive subject. Can we talk about something else?”. This new (unsafe context, canned message) pair is added to the training set as a positive example, and standard language modeling training is used. In this way producing safe canned responses is “baked” into the language model.

Baked-in variable safe message positive Having only a single canned target message can be

Model	Reward Model %	Deploy Bot Gold F1	Safety Accuracy Adversarial Level			
			0	1	2	3
BB3 3B baseline	83.3%	16.52	98.2%	90.0%	79.6%	64.2%
BB3 3B thumbs up/down from reward model	90.4%	17.48	97.8%	90.2%	79.6%	59.8%
+ safety negative	71.3%	12.27	98.0%	90.4%	79.4%	64.8%
+ baked-in single safe message positive	39.7%	13.82	100%	100%	99.6%	99.4%
+ baked-in variable safe message positive	87.7%	15.59	100%	100%	99.6%	99.4%
+ baked-in variable safety pos/neg	90.4%	17.18	100%	99.8%	99.6%	99.6%
+ baked-in variable safety pos/neg + safety negative	88.8%	17.35	100%	100%	99.8%	99.8%

Table 7: 3B parameter safety evaluations for different models under different conversational conditions: safe conversations (level 0), and increasingly adversarial conversations (levels 1-3) by selecting deployment data conversations/turns with varying levels of safety violations. Note that in practice in deployment we use an additional safety classifier on top of the generative model, in order to try to catch additional issues that they miss. We find that *baked-in variable safety pos/neg* approach provides much safer responses without unduly sacrificing conversational skills (as measured by the reward model and deploy Bot Gold F1).

difficult for a model to learn from as the target is too frequent in the training set, and it is perhaps not easily associated with the input context. This can then have the effect of being overproduced by the model at test time, even in cases where the context is safe. Instead, one can try to make the baked-in target messages vary – and be more related to the context. We do this by, for each unsafe example, extracting an entity³ from the last dialogue turn. We then construct a canned response using that entity inside a template, and also construct multiple templates for further variability, e.g. “Talking about <entity> in this context seems to be a sensitive subject. Can we talk about something else?”. The intent is that helps the model to connect certain topics with their relative safety during training.

Baked-in variable safety pos/neg Unfortunately, the model may still suffer from overgenerating safe responses with the previous variable message approach. To help counteract this, we can encourage the model to *not* generate the canned response in safe conversations. To do this we add (safe context, canned message) *negative* training examples to the training set, and use the Cringe loss to discourage their generation. Thus we train with (unsafe context, canned message) positive examples and (safe context, canned message) negative examples simultaneously.

Baked-in variable safety pos/neg + safety negative Finally, we can use the *Baked-in variable safety pos/neg* approach just described in addition to the *Safety negative* described earlier, by training

on both sets of targets at the same time. This can help produce safe responses when appropriate, and also discourages the set of known unsafe responses.

6.2.2 Experimental Results

We compare these various algorithms by training 3B parameter BB3 model variants, where each method ends up as adding an additional differing set of positive and negative training data. We still train with the same original BB3 training sets and apply the Cringe loss from the reward model on the deployment data, as this was the best approach previously. We compare these different safety approaches to the original BB3 3B baseline, and to the BB3 3B thumbs up/down from reward model method from §5.

After training, we generate from these various models, and report the automatic evaluations of their generation quality as before using both the reward model, and the F1 overlap with the gold annotations from experts. We then report the safety on deployment data of these various models by again generating from the models, and using the safety classifier from §6.1 to identify unsafe generations. In these experiments we stratify the deployment data into four types: from standard (level 0) to varying levels of adversarial conversation (levels 1-3)⁴.

Results are given in Table 7. The results show

⁴These are identified by level 0 having no safety violations using the original deployment safety classifier across the entire conversation, while level 1 and 2 have at least 1% violations, and level 3 has at least 5%. Additionally, level 0 and 1 contexts are from BB3 generations that were originally marked as thumbs up by the reward model, while level 2 and 3 are thumbs down.

³Found with the nltk library (Bird et al., 2009).

that our best baked-in approaches have a large safety accuracy gain over both the BB3 3B baseline and the BB3 3B model trained with thumbs up/down from the reward model, and simultaneously also maintain performance according to the reward model and Deploy Gold F1 overlap.

The BB3 3B model trained with thumbs up/down from the reward model does not perform any better than the BB3 3B baseline in terms of safety, despite the latter having safety as part of the reward. We hypothesize this is for two reasons: (1) the reward model encodes many other factors other than safety, (2) the thumbs up data may still contain unsafe utterances making the model more biased. We find that the *safety negative* method does not work well on its own. Analyzing the results it appears it too often learns to output incoherent messages, perhaps because it does not have enough good examples of what to say in the case of sensitive subjects (the Cringe loss only tells it *what not to say*, but not what to output in those instances).

The *baked-in single safe message positive* does not work as well as *baked-in variable safe message positive*, indicating the importance of safe targets which are related to the context. However, both methods still overproduce safe messages, as can be seen from the drop in reward model and F1 score. Applying the *baked-in variable safety pos/neg* method fixes this problem, resulting in a safe model that simultaneously maintains performance on safe conversations according to the reward model and F1 metrics. Adding *safety negative* on top of that even improves results slightly further. We thus conclude it is important when training the model to tell it both when to be safe (baked-in message positive, safety negative), when not to worry about safety (baked-in message negative), and to make the safety targeted to the situation (in this case, using variable safe messages).

7 Full Model Experiments

Smaller (3B parameter) model experiments indicate that using the deployment data in conjunction with the Cringe loss for multiple iterations is a promising avenue for improved results. We therefore implemented this same setup at a larger (175B) scale, and compare to the original OPT-175B finetuned BlenderBot 3 model that was used in the public deployment. Like the baseline, we thus finetune from OPT-175B, but using the Cringe loss with deployment data in addition to the original

crowdsourced tasks, following §5.

Details We performed three iterations of Cringe training. For iterations of Cringe as before, we label deployment data as either thumbs up or down, in this case using both the reward model and the independent updated safety classifier (§6.1), discarding thumbs up examples from users who produce unsafe examples during their conversations, following Ju et al. (2022). We also normalized the deployment text where possible to fix e.g. capitalization. For iteration 2 of Cringe, after some analysis of errors, we additionally augmented the reward model with some heuristics for finding low quality responses, as we noticed it was not identifying certain cases; in particular, spotting of repeated phrases or characters, and lack of correct punctuation. We additionally set the threshold higher to accept an example as positive or negative (probability >80%) in order to avoid incorrectly labeled examples.

Main Results We first perform a human evaluation of the large models using crowdworkers. We take a random sample (213 conversations) of the deployment data not used for reward model training where the contexts are deemed to be safe, and generate responses for each of the models. We then evaluate the models via crowdworkers using the same approach as detailed in §3.3. Results are given in Table 9. We observe an improvement from BB3x 175B Cringe iteration 1 over the BB3 175B baseline, with the percentage of responses annotated as good increasing from 85.3% to 88.7%. Cringe iteration 2 improves this further to 90.9%. Cringe iteration 3 improves this again, resulting in a Good % of 94.4%. We hence chose the latter best model and also evaluated it by collecting conversations with it in the public BlenderBot deployment, reporting feedback results from organic users. A summary of the comparison results is given in Table 8. Feedback from organic users (measured over a total of 957 conversations) is sparse compared to crowdworker annotations, however we still find that organic users similarly label more responses as good for BB3x than for the baseline (3.47% vs. 2.12%), and less responses as bad (1.40% vs. 1.63%).

Error Analysis We conduct an error analysis using both crowdworkers (Table 9), and from feedback given by organic users (Table 10). Crowdworkers find that BB3x is less often off topic, repet-

	Crowdworkers		Organic Users	
	Thumbs Up (↑)	Thumbs Down (↓)	Thumbs up (↑)	Thumbs down (↓)
BB3 175B baseline	85.3%	14.7%	2.12%	1.63%
BB3x 175B (trained on deploy data)	94.4%	5.6%	3.47%	1.40%

Table 8: 175B model **overall human evaluations**. We compare BB3 175B from (Shuster et al., 2022) with BB3x which is trained on the deployment data using the reward model to label with thumbs up/down signals, using the Cringe Loss (3 iterations), see §7. Evaluations are performed by both crowdworkers (densely labeled thumbs up/down, where every turn is labeled) and organic users in the public deployment (optional thumbs up/down each turn, resulting in sparse labeling). In both setups, annotators prefer the BB3x model.

	Good (↑)	Inappropriate (↓)	Off topic (↓)	Nonsensical (↓)	Ignoring last turn (↓)	Repeating (↓)	Other (↓)
BB3 175B baseline	85.3%	1.3%	3.2%	4.6%	3.6%	1.3%	0.7%
BB3x 175B Cringe (1 iteration)	88.7%	1.3%	1.3%	6.0%	1.9%	0.4%	0.4%
BB3x 175B Cringe (2 iterations)	90.9%	0.6%	0.9%	5.1%	0.8%	0.2%	1.5%
BB3x 175B Cringe (3 iterations)	94.4%	0.4%	1.0%	2.5%	0.9%	0.4%	0.4%
Llama 30B (BB3 FT)	72.3%	0.6%	7.0%	9.1%	9.4%	0.2%	1.4%
Llama 65B (BB3 FT)	75.8%	0.9%	7.9%	6.7%	6.3%	0.4%	2.0%

Table 9: 175B model **crowdworker** breakdown of human evaluations of organic conversations. We compared BB3 175B with BB3x 175B ablations, which are all trained on the deployment data using the reward model to label with thumbs up/down signals, with the Cringe Loss (either 1, 2 or 3 iterations). We additionally compare to Llama (Touvron et al., 2023) fine-tuned on the BB3 tasks.

	Good (↑)	Bad (↓)	Inappropriate (↓)	Off topic (↓)	Nonsensical (↓)	Repeating (↓)	Other (↓)
BB3 175B baseline	2.12%	1.63%	0.15%	0.67%	0.38%	0.15%	0.29%
BB3x 175B (trained on deployment data)	3.47%	1.40%	0.07%	0.30%	0.52%	0.26%	0.26%

Table 10: 175B model **organic** human evaluations breakdown. We compared BB3 175B with BB3x which is trained on the deployment data using the reward model to label with thumbs up/down signals, using the Cringe Loss (3 iterations).

itive, nonsensical, and inappropriate. Organic users find that BB3x is less often off topic or inappropriate, but not nonsensical or repetitive, although the absolute numbers are small and relatively close due to sparseness (e.g. 0.15 vs. 0.26 for repetitive). Still, we do not see perfect agreement in breakdown of topics between the two types of annotators, but do in overall statistics. We note both deployed models use the improved safety classifier (§6.1), so both models are actually improved over the original release, and the difference in inappropriate behavior would actually be larger if comparing to the original baseline with original classifier. We observe in Table 9 that the second iteration of Cringe training tends to improve all the breakdown metrics compared to the first iteration of training, except “other”, perhaps making more types of errors that are difficult to delineate precisely. Round 3 gives further improvements in the nonsensical, inappropriate and other categories. Nevertheless, overall, the largest number of mistakes still lie in the nonsensical and off topic categories, according to both crowdworkers and organic users, leaving room for further improvement.

Comparison to Llama All of our full model experiments so far have centered on fine-tuned variants of OPT-175B, as that is the fairest comparison to the baseline BB3 model. That is, our experiments keep the base (pre-trained LLM) model fixed, and evaluate performance changes when using the deployment data to try to improve the model through fine-tuning (Cringe loss) techniques. However, other pre-trained LLM models exist, in particular since BB3 was published, the Llama model has been released with strong reported results (Touvron et al., 2023). We thus fine-tune the 30B and 65B variants of Llama on the same datasets as the BB3 baseline in order to evaluate possible improvements from changing the base model using the same setup as before. Results are given in Table 9 (bottom rows). We find that Llama performs worse than the OPT-based models overall, although 65B parameter Llama outperforms the 30B parameter version. One explanation, other than size differences, is that the datasets used to pre-train Llama do not focus on dialogue, whereas OPT includes pushshift.io Reddit (Baumgartner et al., 2020).

8 Releases

Following our and Meta AI’s existing research program, we aim to fully and responsibly share the

participating de-identified collected conversations with interested researchers in order to make this research accessible and reproducible, and thus to enable further research into responsible conversational AI (Sonnenburg et al., 2007; Pineau et al., 2021; Zhang et al., 2022; Roller et al., 2020; Dinan et al., 2021).

We note that the BB3 models, code, training datasets and training logbook were already previously released, see Shuster et al. (2022) and <https://parl.ai/projects/bb3> for details. New releases associated with this paper can be found at <https://parl.ai/projects/bb3x>.

Organic Interactions The organic data we release consists of conversations between organic users and variants of the model, the majority of which are the (released) BlenderBot 3 model. In addition, users gave feedback in the form of thumbs up/down, reasons and textual feedback, which we also release, see e.g. Figure 1. While users agreed to the terms of use not to mention “any personal information . . . including names, addresses, emails, and phone numbers” as an extra layer of protection we also made efforts to de-identify the data algorithmically. The data consists of approximately 5.9M messages, and 154k feedback responses.

Crowdworker Annotations Crowdworkers were employed to annotate organic conversations for quality (both human and bot messages), and annotating with failure reasons where the response was deemed poor, see §3.3. These annotations were used both for data analysis and for building a reward model. We release the annotations attached to conversational turns in the dataset where applicable (due to the size of the deployment data release, only a subset of it is annotated by crowdworkers). The data consists of annotations over approximately 23k messages, with typically 3 annotations each from independent crowdworkers.

9 Conclusion

This technical report gave a description of BlenderBot 3x, a conversational model designed to improve by learning from organic interaction and feedback data from the BlenderBot 3 public deployment. The overall goal of the research program is to enable the research community to study continually learning and evolving agents, in order to find a path to better and better systems in the long-term, as discussed in Roller et al. (2020). Hence, an im-

portant artifact of this work is the release of the interaction and feedback data for further study of this important problem by the community.

In that regard, the BlenderBot 3x results serve as a proof-of-concept that the released deployment data is beneficial. In human evaluations, we have shown BlenderBot 3x is superior to BlenderBot 3 by using the deployment data for fine-tuning. However, analysis of interaction data from both BlenderBot 3 and BlenderBot 3x indicates problems still remain. Hence, while we focus on one particular method – use of the Cringe loss (Adolphs et al., 2022) – future work should investigate and develop further techniques.

As models are quickly outpacing average human performance in many areas, it is becoming more difficult to evaluate models – and for humans to give feedback to improve them. The BlenderBot deployment is a prototype of a community effort to interact with and provide model performance feedback that is shared openly – so that this can be fed back into improving open language models. We hope that future work will take this blueprint and improve on it in future community-based deployments that share results openly. Fostering a positive and engaged organic community will have multiple benefits, including more beneficial conversations, and feedback provided from humans who are experts in a given area. We believe this is a viable path to improving open language models in the long-term.

10 Limitations and Ethical Considerations

We highlight limitations of BlenderBot 3x and discuss ethical considerations for this line of research; in particular, we detail the considerations made for the deployment of the system and the study and release of organic data from interactions with the model. We also refer the reader to the paper describing the BlenderBot 3 model (Shuster et al., 2022), especially for the limitations and ethical considerations section contained therein which is also pertinent to this work, as we report use of the same system.

Model Limitations Shuster et al. (2022) discussed model limitations of BlenderBot 3, in particular the types of errors such off-topic, nonsensical, incorrect or rude or inappropriate behavior. This work studied those issues much more deeply using the interaction data collected since release to

present a fuller picture. We make use of both independent human evaluators, and feedback from the organic users themselves, along with developing methods to improve performance on these metrics. Nevertheless, issues remain; we will particularly discuss safety issues in detail below.

Adversarial Conversations As studied in §3.2 we observed a large number of adversarial, inappropriate or toxic conversations from human organic users interacting with the system. We note that the particular user interface and web design, as well as social and conventional media effects, aside from the quality of the conversational model, make a large difference to these statistics. For example, we observed a large number of conversations post-launch centered around divisive political issues, as well as discussing Facebook, Meta and its CEO. However, a small ad launch pre-release to assess the system (which was hence, pre-conventional media articles and social media posts and tweets) indicated quite different behavior – with much less adversarial conversations in general, less triggering of the safety classifier, and much less discussion of divisive political issues and Meta. Secondly, we note that while some toxic users should be expected (Park et al., 2021) to some degree the amount of toxicity depends on some factors in the design of the application or website, user interface and setting – other than the quality of the dialogue model itself. For example it was observed in the LIGHT dialogue system that by asking users to roleplay a character (and receive a score for good roleplaying) good behavior and high quality input was observed in most users (Shuster et al., 2021b). The framing in LIGHT also made conversational discussion of the model being a bot largely minimized. In the BlenderBot deployment, while the intent was also for the model to be playing the role of a human character, perhaps the UI and design framing does not capture this adequately, or is for some other reasons exposed to more adversarial users. We have also conducted a separate study of the user interface of BlenderBot (publication forthcoming) and found for example that giving the model a graphical friendly face (see Figure 1) can help engage users in friendly conversations.

Safety Concerns The last paragraph discussed adversarial or inappropriate behavior from human users. We see from our analysis that users are overall much more inappropriate than the model itself.

Yet the model still can say inappropriate things, especially when faced with users with adversarial or otherwise difficult prompts, see Table 2 and §3. Much recent work has been devoted to studying the potential for large language models, and conversational models in particular, to generate harmful or inappropriate content (Bender et al., 2021; Bommasani et al., 2021; Hendrycks et al., 2021; Weidinger et al., 2021; Bai et al., 2022b), including work from our group (Xu et al., 2020; Dinan et al., 2022, 2021; Smith et al., 2022a; Dinan et al., 2020a; Smith and Williams, 2021). Despite these best efforts, the goal of our *research* deployment was to collect failings of our model through organic feedback (and later offline analysis) to allow the research community to study and improve on these failings – as we know that models are not perfect. For this reason, it was made clear that this is a research prototype on the front page and FAQ, and a banner was placed at all times on the screen indicating that the model has issues, and that feedback can be used to improve the system, see Figure 1. Since the deployment of BlenderBot 3, several commercial products featuring conversational models have exhibited inappropriate behavior, including ChatGPT (Blum, 2022; Zhuo et al., 2023; Borji, 2023) and dialogue-enabled Bing (Li et al., 2023). While some recent advances have been made in AI safety (e.g., (Bai et al., 2022b)) still work is left to be done.

Considerations for Deployment & Release As discussed in the points above, the goal of deployment, followed by collection and release of interaction and feedback data, is to allow the community to conduct fundamental research to improve systems in the future. Given that commercial products have been released that still have issues as just mentioned, and that academic researchers do not have access to data from those systems, this suggests that data releases like the one detailed in §8 could be important for further progress. In order to reduce potential harms in such interactions, we restrict access to adults who explicitly agree to our terms of service, including data release. In addition users can elect to not share particular de-identified conversations with a checkmark option, displayed at all times on the screen during conversation, see Figure 1. This also includes a link to the FAQ page, which provides important model details and highlights the potential risks of interacting with the model, and further details about how the data will

be released, see §8. As mentioned before, a banner at the top of the screen visible at all times also indicates that the model has issues, and that feedback can be used to improve the system. The FAQ page also provides an email for questions and feedback about the demo, following the recommendation of Dinan et al. (2021). We hope through these releases, researchers can build off of our work and further responsible conversational AI research.

References

- Daniel Adiwardana, Minh-Thang Luong, David R So, Jamie Hall, Noah Fiedel, Romal Thoppilan, Zi Yang, Apoorv Kulshreshtha, Gaurav Nemade, Yifeng Lu, et al. 2020. Towards a human-like open-domain chatbot. *arXiv preprint arXiv:2001.09977*.
- Leonard Adolphs, Tianyu Gao, Jing Xu, Kurt Shuster, Sainbayar Sukhbaatar, and Jason Weston. 2022. The cringe loss: Learning what language not to model. *arXiv preprint arXiv:2211.05826*.
- Eugene Agichtein, Eric Brill, and Susan Dumais. 2006. Improving web search ranking by incorporating user behavior information. In *Proceedings of the 29th annual international ACM SIGIR conference on Research and development in information retrieval*, pages 19–26.
- Kushal Arora, Kurt Shuster, Sainbayar Sukhbaatar, and Jason Weston. 2022. [Director: Generator-classifiers for supervised language modeling](#). In *Proceedings of the 2nd Conference of the Asia-Pacific Chapter of the Association for Computational Linguistics and the 12th International Joint Conference on Natural Language Processing (Volume 1: Long Papers)*, pages 512–526, Online only. Association for Computational Linguistics.
- Yuntao Bai, Andy Jones, Kamal Ndousse, Amanda Askell, Anna Chen, Nova DasSarma, Dawn Drain, Stanislav Fort, Deep Ganguli, Tom Henighan, et al. 2022a. Training a helpful and harmless assistant with reinforcement learning from human feedback. *arXiv preprint arXiv:2204.05862*.
- Yuntao Bai, Saurav Kadavath, Sandipan Kundu, Amanda Askell, Jackson Kernion, Andy Jones, Anna Chen, Anna Goldie, Azalia Mirhoseini, Cameron McKinnon, et al. 2022b. Constitutional ai: Harmlessness from ai feedback. *arXiv preprint arXiv:2212.08073*.
- Yejin Bang, Samuel Cahyawijaya, Nayeon Lee, Wenliang Dai, Dan Su, Bryan Wilie, Holy Lovenia, Ziwei Ji, Tiezheng Yu, Willy Chung, et al. 2023. A multi-task, multilingual, multimodal evaluation of chatgpt on reasoning, hallucination, and interactivity. *arXiv preprint arXiv:2302.04023*.
- Jason Baumgartner, Savvas Zannettou, Brian Keegan, Megan Squire, and Jeremy Blackburn. 2020. The pushshift reddit dataset. *arXiv preprint arXiv:2001.08435*.
- Emily M Bender, Timnit Gebru, Angelina McMillan-Major, and Shmargaret Shmitchell. 2021. On the dangers of stochastic parrots: Can language models be too big? In *Proceedings of the 2021 ACM Conference on Fairness, Accountability, and Transparency*, pages 610–623.
- Steven Bird, Ewan Klein, and Edward Loper. 2009. *Natural language processing with Python: analyzing text with the natural language toolkit*. " O'Reilly Media, Inc."
- Adam Blum. 2022. Breaking chatgpt with dangerous questions understanding how chatgpt prioritizes safety, context, and obedience.
- Rishi Bommasani, Drew A Hudson, Ehsan Adeli, Russ Altman, Simran Arora, Sydney von Arx, Michael S Bernstein, Jeannette Bohg, Antoine Bosselut, Emma Brunskill, et al. 2021. On the opportunities and risks of foundation models. *arXiv preprint arXiv:2108.07258*.
- Ali Borji. 2023. A categorical archive of chatgpt failures. *arXiv preprint arXiv:2302.03494*.
- Tom Brown, Benjamin Mann, Nick Ryder, Melanie Subbiah, Jared D Kaplan, Prafulla Dhariwal, Arvind Neelakantan, Pranav Shyam, Girish Sastry, Amanda Askell, et al. 2020. Language models are few-shot learners. *Advances in neural information processing systems*, 33:1877–1901.
- Miles Brundage, Katie Mayer, Tyna Eloundou, Sandhini Agarwal, Steven Adler, Gretchen Krueger, Jan Leike, and Pamela Mishkin. 2022. Lessons learned on language model safety and misuse. <https://openai.com/blog/language-model-safety-and-misuse/>.
- Andrew Carlson, Justin Betteridge, Bryan Kisiel, Burr Settles, Estevam R Hruschka, and Tom M Mitchell. 2010. Toward an architecture for never-ending language learning. In *Twenty-Fourth AAAI conference on artificial intelligence*.
- Hongshen Chen, Xiaorui Liu, Dawei Yin, and Jiliang Tang. 2017. A survey on dialogue systems: Recent advances and new frontiers. *Acm Sigkdd Explorations Newsletter*, 19(2):25–35.
- Moya Chen, Douwe Kiela, Mojtaba Komeili, Spencer Poff, Stephen Roller, Kurt Shuster, Arthur Szlam, Jason Weston, and Jing Xu. 2021. Blender bot 2.0: An open source chatbot that builds long-term memory and searches the internet. <https://parl.ai/projects/blenderbot2/>. [Online; accessed 10-March-2022].
- Ernest Davis. 2016. Ai amusements: the tragic tale of tay the chatbot. *AI Matters*, 2(4):20–24.
- Emily Dinan, Gavin Abercrombie, A Bergman, Shannon L Spruit, Dirk Hovy, Y-Lan Boureau, and Verena Rieser. 2022. Safetykit: First aid for measuring safety in open-domain conversational systems. In *Proceedings of the 60th Annual Meeting of the Association for Computational Linguistics (Volume 1: Long Papers)*, pages 4113–4133.
- Emily Dinan, Gavin Abercrombie, A Stevie Bergman, Shannon Spruit, Dirk Hovy, Y-Lan Boureau, and Verena Rieser. 2021. Anticipating safety issues in e2e conversational ai: Framework and tooling. *arXiv preprint arXiv:2107.03451*.

- Emily Dinan, Angela Fan, Adina Williams, Jack Urbanek, Douwe Kiela, and Jason Weston. 2020a. Queens are powerful too: Mitigating gender bias in dialogue generation. In *Proceedings of the 2020 Conference on Empirical Methods in Natural Language Processing (EMNLP)*, pages 8173–8188.
- Emily Dinan, Samuel Humeau, Bharath Chintagunta, and Jason Weston. 2019. Build it break it fix it for dialogue safety: Robustness from adversarial human attack. In *Proceedings of the 2019 Conference on Empirical Methods in Natural Language Processing and the 9th International Joint Conference on Natural Language Processing (EMNLP-IJCNLP)*, pages 4537–4546, Hong Kong, China. Association for Computational Linguistics.
- Emily Dinan, Varvara Logacheva, Valentin Malykh, Alexander Miller, Kurt Shuster, Jack Urbanek, Douwe Kiela, Arthur Szlam, Iulian Serban, Ryan Lowe, Shrimai Prabhumoye, Alan W. Black, Alexander Rudnicky, Jason Williams, Joelle Pineau, Mikhail Burtsev, and Jason Weston. 2020b. The second conversational intelligence challenge (ConvAI2). In *The NeurIPS '18 Competition*, pages 187–208, Cham. Springer International Publishing.
- Patrick Fernandes, Aman Madaan, Emmy Liu, António Farinhas, Pedro Henrique Martins, Amanda Bertsch, José GC de Souza, Shuyan Zhou, Tongshuang Wu, Graham Neubig, et al. 2023. Bridging the gap: A survey on integrating (human) feedback for natural language generation. *arXiv preprint arXiv:2305.00955*.
- Raefer Gabriel, Yang Liu, Anna Gottardi, Mihail Eric, Anju Khatri, Anjali Chadha, Qinlang Chen, Behnam Hedayatnia, Pankaj Rajan, Ali Binici, et al. 2020. Further advances in open domain dialog systems in the third alexa prize socialbot grand challenge. *Alexa Prize Proceedings*, 3.
- Jianfeng Gao, Michel Galley, Lihong Li, et al. 2019. Neural approaches to conversational ai. *Foundations and trends® in information retrieval*, 13(2-3):127–298.
- Leo Gao, Stella Biderman, Sid Black, Laurence Golding, Travis Hoppe, Charles Foster, Jason Phang, Horace He, Anish Thite, Noa Nabeshima, et al. 2020. The pile: An 800gb dataset of diverse text for language modeling. *arXiv preprint arXiv:2101.00027*.
- Sergey Golovanov, Alexander Tselousov, Rauf Kurbanov, and Sergey I Nikolenko. 2020. Lost in conversation: A conversational agent based on the transformer and transfer learning. In *The NeurIPS'18 Competition*, pages 295–315. Springer.
- Braden Hancock, Antoine Bordes, Pierre-Emmanuel Mazare, and Jason Weston. 2019. Learning from dialogue after deployment: Feed yourself, chatbot! In *Proceedings of the 57th Annual Meeting of the Association for Computational Linguistics*, pages 3667–3684, Florence, Italy. Association for Computational Linguistics.
- Dan Hendrycks, Nicholas Carlini, John Schulman, and Jacob Steinhardt. 2021. Unsolved problems in ml safety. *arXiv preprint arXiv:2109.13916*.
- Minlie Huang, Xiaoyan Zhu, and Jianfeng Gao. 2020. Challenges in building intelligent open-domain dialog systems. *ACM Transactions on Information Systems (TOIS)*, 38(3):1–32.
- Jessica Huynh, Jeffrey Bigham, and Maxine Eskenazi. 2021. A survey of nlp-related crowdsourcing hits: what works and what does not. *arXiv preprint arXiv:2111.05241*.
- Da Ju, Jing Xu, Y-Lan Boureau, and Jason Weston. 2022. Learning from data in the mixed adversarial non-adversarial case: Finding the helpers and ignoring the trolls.
- Douwe Kiela, Max Bartolo, Yixin Nie, Divyansh Kaushik, Atticus Geiger, Zhengxuan Wu, Bertie Vidgen, Grusha Prasad, Amanpreet Singh, Pratik Ring-shia, Zhiyi Ma, Tristan Thrush, Sebastian Riedel, Zeerak Waseem, Pontus Stenetorp, Robin Jia, Mohit Bansal, Christopher Potts, and Adina Williams. 2021. Dynabench: Rethinking benchmarking in NLP. In *Proceedings of the 2021 Conference of the North American Chapter of the Association for Computational Linguistics: Human Language Technologies*, pages 4110–4124, Online. Association for Computational Linguistics.
- Mojtaba Komeili, Kurt Shuster, and Jason Weston. 2022. Internet-augmented dialogue generation. In *Proceedings of the 60th Annual Meeting of the Association for Computational Linguistics (Volume 1: Long Papers)*, pages 8460–8478, Dublin, Ireland. Association for Computational Linguistics.
- Angeliki Lazaridou, Elena Gribovskaya, Wojciech Stokowiec, and Nikolai Grigorev. 2022. Internet-augmented language models through few-shot prompting for open-domain question answering.
- Haoran Li, Dadi Guo, Wei Fan, Mingshi Xu, and Yangqiu Song. 2023. Multi-step jailbreaking privacy attacks on chatgpt. *arXiv preprint arXiv:2304.05197*.
- Percy Liang, Rishi Bommasani, Tony Lee, Dimitris Tsipras, Dilara Soylu, Michihiro Yasunaga, Yian Zhang, Deepak Narayanan, Yuhuai Wu, Ananya Kumar, et al. 2022. Holistic evaluation of language models. *arXiv preprint arXiv:2211.09110*.
- Bo Liu, Xuesu Xiao, and Peter Stone. 2021. A lifelong learning approach to mobile robot navigation. *IEEE Robotics and Automation Letters*, 6(2):1090–1096.
- Ximing Lu, Sean Welleck, Jack Hessel, Liwei Jiang, Lianhui Qin, Peter West, Prithviraj Ammanabrolu, and Yejin Choi. 2022. QUARK: Controllable text generation with reinforced unlearning. In *Advances in Neural Information Processing Systems*.

- Andrea Madotto, Zhaojiang Lin, Zhenpeng Zhou, Seungwhan Moon, Paul Crook, Bing Liu, Zhou Yu, Eunjoon Cho, Pascale Fung, and Zhiguang Wang. 2021. [Continual learning in task-oriented dialogue systems](#). In *Proceedings of the 2021 Conference on Empirical Methods in Natural Language Processing*, pages 7452–7467, Online and Punta Cana, Dominican Republic. Association for Computational Linguistics.
- Reiichiro Nakano, Jacob Hilton, Suchir Balaji, Jeff Wu, Long Ouyang, Christina Kim, Christopher Hesse, Shantanu Jain, Vineet Kosaraju, William Saunders, et al. 2021. [Webgpt: Browser-assisted question-answering with human feedback](#). *arXiv preprint arXiv:2112.09332*.
- Jinjie Ni, Tom Young, Vlad Pandealea, Fuzhao Xue, Vinay Adiga, and Erik Cambria. 2021. [Recent advances in deep learning based dialogue systems: A systematic survey](#). *arXiv preprint arXiv:2105.04387*.
- Yixin Nie, Mary Williamson, Mohit Bansal, Douwe Kiela, and Jason Weston. 2021. [I like fish, especially dolphins: Addressing contradictions in dialogue modeling](#). In *Proceedings of the 59th Annual Meeting of the Association for Computational Linguistics and the 11th International Joint Conference on Natural Language Processing (Volume 1: Long Papers)*, pages 1699–1713, Online. Association for Computational Linguistics.
- OpenAI. 2023. [Gpt-4 technical report](#). *arXiv*.
- Long Ouyang, Jeff Wu, Xu Jiang, Diogo Almeida, Carroll L Wainwright, Pamela Mishkin, Chong Zhang, Sandhini Agarwal, Katarina Slama, Alex Ray, et al. 2022. [Training language models to follow instructions with human feedback](#). *arXiv preprint arXiv:2203.02155*.
- Namkee Park, Kyungeun Jang, Seonggyeol Cho, and Jinyoung Choi. 2021. [Use of offensive language in human-artificial intelligence chatbot interaction: The effects of ethical ideology, social competence, and perceived humanlikeness](#). *Computers in Human Behavior*, 121:106795.
- Joelle Pineau, Philippe Vincent-Lamarre, Koustuv Sinha, Vincent Larivière, Alina Beygelzimer, Florence d’Alché Buc, Emily Fox, and Hugo Larochelle. 2021. [Improving reproducibility in machine learning research: a report from the neurips 2019 reproducibility program](#). *Journal of Machine Learning Research*, 22.
- Alec Radford, Jeffrey Wu, Rewon Child, David Luan, Dario Amodei, Ilya Sutskever, et al. 2019. [Language models are unsupervised multitask learners](#). *OpenAI blog*, 1(8):9.
- Colin Raffel, Noam Shazeer, Adam Roberts, Katherine Lee, Sharan Narang, Michael Matena, Yanqi Zhou, Wei Li, and Peter J. Liu. 2020. [Exploring the limits of transfer learning with a unified text-to-text transformer](#). *Journal of Machine Learning Research*, 21(140):1–67.
- Ashwin Ram, Rohit Prasad, Chandra Khatri, Anu Venkatesh, Raefer Gabriel, Qing Liu, Jeff Nunn, Behnam Hedayatnia, Ming Cheng, Ashish Nagar, et al. 2018. [Conversational ai: The science behind the alexa prize](#). *arXiv preprint arXiv:1801.03604*.
- Stephen Roller, Y-Lan Boureau, Jason Weston, Antoine Bordes, Emily Dinan, Angela Fan, David Gunning, Da Ju, Margaret Li, Spencer Poff, et al. 2020. [Open-domain conversational agents: Current progress, open problems, and future directions](#). *arXiv preprint arXiv:2006.12442*.
- Stephen Roller, Emily Dinan, Naman Goyal, Da Ju, Mary Williamson, Yinhan Liu, Jing Xu, Myle Ott, Eric Michael Smith, Y-Lan Boureau, and Jason Weston. 2021. [Recipes for building an open-domain chatbot](#). In *Proceedings of the 16th Conference of the European Chapter of the Association for Computational Linguistics: Main Volume*, pages 300–325, Online. Association for Computational Linguistics.
- William Saunders, Catherine Yeh, Jeff Wu, Steven Bills, Long Ouyang, Jonathan Ward, and Jan Leike. 2022. [Self-critiquing models for assisting human evaluators](#). *arXiv preprint arXiv:2206.05802*.
- Iulian Vlad Serban, Ryan Lowe, Peter Henderson, Laurent Charlin, and Joelle Pineau. 2015. [A survey of available corpora for building data-driven dialogue systems](#). *arXiv preprint arXiv:1512.05742*.
- Weiyang Shi, Emily Dinan, Kurt Shuster, Jason Weston, and Jing Xu. 2022. [When life gives you lemons, make cherryade: Converting feedback from bad responses into good labels](#). *arXiv preprint arXiv:2210.15893*.
- Kurt Shuster, Samuel Humeau, Antoine Bordes, and Jason Weston. 2020. [Image-chat: Engaging grounded conversations](#). In *Proceedings of the 58th Annual Meeting of the Association for Computational Linguistics*, pages 2414–2429, Online. Association for Computational Linguistics.
- Kurt Shuster, Spencer Poff, Moya Chen, Douwe Kiela, and Jason Weston. 2021a. [Retrieval augmentation reduces hallucination in conversation](#). In *Findings of the Association for Computational Linguistics: EMNLP 2021*, pages 3784–3803, Punta Cana, Dominican Republic. Association for Computational Linguistics.
- Kurt Shuster, Jack Urbanek, Emily Dinan, Arthur Szlam, and Jason Weston. 2021b. [Dialogue in the wild: Learning from a deployed role-playing game with humans and bots](#). In *Findings of the Association for Computational Linguistics: ACL-IJCNLP 2021*, pages 611–624, Online. Association for Computational Linguistics.
- Kurt Shuster, Jing Xu, Mojtaba Komeili, Da Ju, Eric Michael Smith, Stephen Roller, Megan Ung, Moya Chen, Kushal Arora, Joshua Lane, et al. 2022. [Blenderbot 3: a deployed conversational agent that](#)

- continually learns to responsibly engage. *arXiv preprint arXiv:2208.03188*.
- Eric Michael Smith, Melissa Hall, Melanie Kambadur, Eleonora Presani, and Adina Williams. 2022a. “I’m sorry to hear that”: Finding new biases in language models with a holistic descriptor dataset. In *Proceedings of the 2022 Conference on Empirical Methods in Natural Language Processing*, pages 9180–9211, Abu Dhabi, United Arab Emirates. Association for Computational Linguistics.
- Eric Michael Smith, Orion Hsu, Rebecca Qian, Stephen Roller, Y-Lan Boureau, and Jason Weston. 2022b. Human evaluation of conversations is an open problem: comparing the sensitivity of various methods for evaluating dialogue agents. *arXiv preprint arXiv:2201.04723*.
- Eric Michael Smith and Adina Williams. 2021. Hi, my name is martha: Using names to measure and mitigate bias in generative dialogue models. *arXiv preprint arXiv:2109.03300*.
- Soren Sonnenburg, Mikio L Braun, Cheng Soon Ong, Samy Bengio, Leon Bottou, Geoffrey Holmes, Yann LeCun, Klaus-Robert Muller, Fernando Pereira, Carl Edward Rasmussen, et al. 2007. The need for open source software in machine learning.
- Romal Thoppilan, Daniel De Freitas, Jamie Hall, Noam Shazeer, Apoorv Kulshreshtha, Heng-Tze Cheng, Alicia Jin, Taylor Bos, Leslie Baker, Yu Du, et al. 2022. Lamda: Language models for dialog applications. *arXiv preprint arXiv:2201.08239*.
- Hugo Touvron, Thibaut Lavril, Gautier Izacard, Xavier Martinet, Marie-Anne Lachaux, Timothée Lacroix, Baptiste Rozière, Naman Goyal, Eric Hambro, Faisal Azhar, et al. 2023. Llama: Open and efficient foundation language models. *arXiv preprint arXiv:2302.13971*.
- Ashish Vaswani, Noam Shazeer, Niki Parmar, Jakob Uszkoreit, Llion Jones, Aidan N Gomez, Łukasz Kaiser, and Illia Polosukhin. 2017. Attention is all you need. In *Advances in Neural Information Processing Systems*, volume 30. Curran Associates, Inc.
- Laura Weidinger, John Mellor, Maribeth Rauh, Conor Griffin, Jonathan Uesato, Po-Sen Huang, Myra Cheng, Mia Glaese, Borja Balle, Atoosa Kasirzadeh, et al. 2021. Ethical and social risks of harm from language models. *arXiv preprint arXiv:2112.04359*.
- Thomas Wolf, Victor Sanh, Julien Chaumond, and Clement Delangue. 2019. TransferTransfo: A transfer learning approach for neural network based conversational agents. In *NeurIPS Workshop on Conversational AI*.
- Ellery Wulczyn, Nithum Thain, and Lucas Dixon. 2017. Ex machina: Personal attacks seen at scale. In *Proceedings of the 26th International Conference on World Wide Web, WWW ’17*, page 1391–1399, Republic and Canton of Geneva, CHE. International World Wide Web Conferences Steering Committee.
- Jing Xu, Da Ju, Margaret Li, Y-Lan Boureau, Jason Weston, and Emily Dinan. 2020. Recipes for safety in open-domain chatbots. *arXiv preprint arXiv:2010.07079*.
- Jing Xu, Da Ju, Margaret Li, Y-Lan Boureau, Jason Weston, and Emily Dinan. 2021. Bot-adversarial dialogue for safe conversational agents. In *Proceedings of the 2021 Conference of the North American Chapter of the Association for Computational Linguistics: Human Language Technologies*, pages 2950–2968.
- Jing Xu, Arthur Szlam, and Jason Weston. 2022a. Beyond goldfish memory: Long-term open-domain conversation. In *Proceedings of the 60th Annual Meeting of the Association for Computational Linguistics (Volume 1: Long Papers)*, pages 5180–5197, Dublin, Ireland. Association for Computational Linguistics.
- Jing Xu, Megan Ung, Mojtaba Komeili, Kushal Arora, Y-Lan Boureau, and Jason Weston. 2022b. Learning new skills after deployment: Improving open-domain internet-driven dialogue with human feedback.
- Gui-Rong Xue, Hua-Jun Zeng, Zheng Chen, Yong Yu, Wei-Ying Ma, WenSi Xi, and WeiGuo Fan. 2004. Optimizing web search using web click-through data. In *Proceedings of the thirteenth ACM international conference on Information and knowledge management*, pages 118–126.
- Susan Zhang, Stephen Roller, Naman Goyal, Mikel Artetxe, Moya Chen, Shuohui Chen, Christopher Dewan, Mona Diab, Xian Li, Xi Victoria Lin, et al. 2022. Opt: Open pre-trained transformer language models. *arXiv preprint arXiv:2205.01068*.
- Yizhe Zhang, Siqi Sun, Michel Galley, Yen-Chun Chen, Chris Brockett, Xiang Gao, Jianfeng Gao, Jingjing Liu, and Bill Dolan. 2020. DIALOGPT: Large-scale generative pre-training for conversational response generation. In *Proceedings of the 58th Annual Meeting of the Association for Computational Linguistics: System Demonstrations*, pages 270–278, Online. Association for Computational Linguistics.
- Li Zhou, Jianfeng Gao, Di Li, and Heung-Yeung Shum. 2020. The design and implementation of xiaoice, an empathetic social chatbot. *Computational Linguistics*, 46(1):53–93.
- Terry Yue Zhuo, Yujin Huang, Chunyang Chen, and Zhenchang Xing. 2023. Exploring ai ethics of chatgpt: A diagnostic analysis. *arXiv preprint arXiv:2301.12867*.

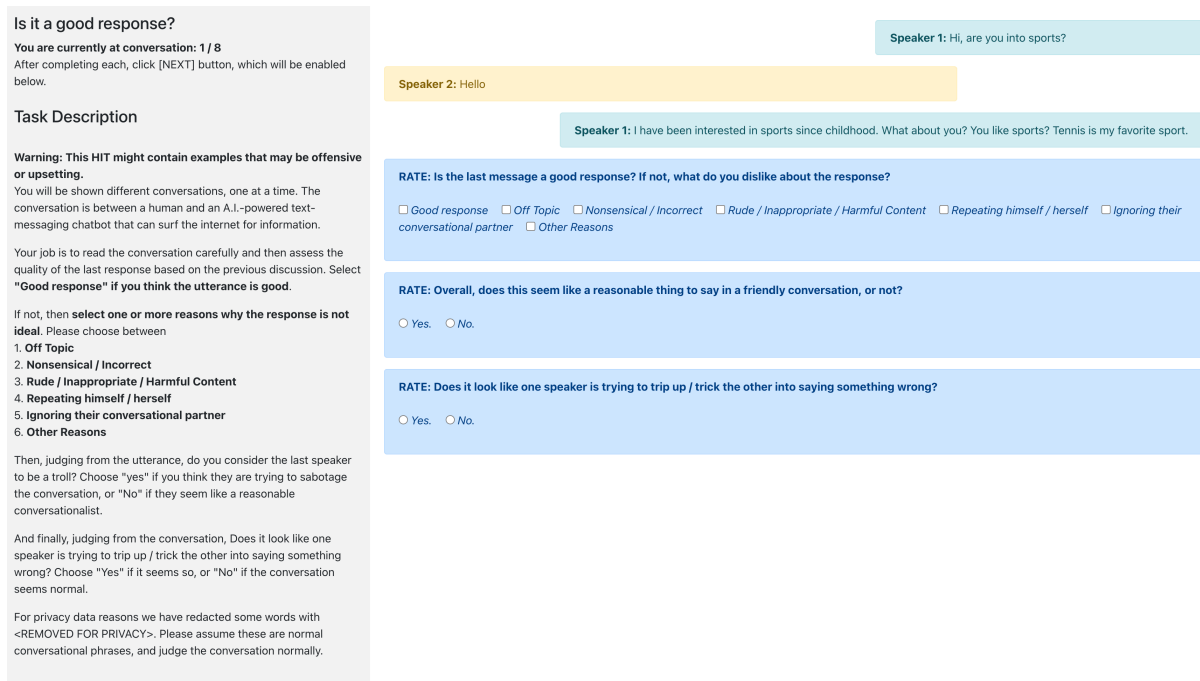


Figure 3: Screenshot of the crowdworker annotation task for evaluating conversational quality between the model and organic human conversationalists. We use the results of this task to assess both the quality of the pair of conversationalists, and the provided organic human feedback.

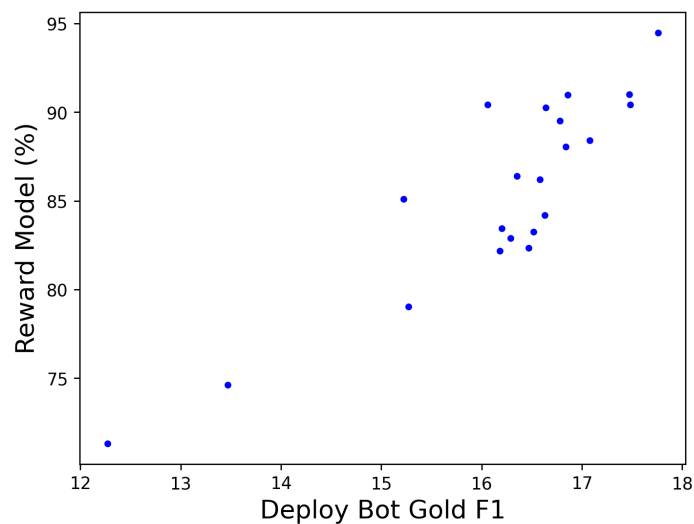


Figure 4: Scatter plot comparing the reward model scores of generated dialogue responses and the F1 metric comparing to gold human responses, averaged over the valid set, with each point being a different model configuration. We generally find larger values for the reward model are associated with higher values of the F1 metric.

	2% Safety Threshold		1% Safety Threshold	
	Standard Conversations [†]	Adversarial Conversations [†]	Standard Conversations [†]	Adversarial Conversations [†]
Number of Human Utterances	1142884	1315715	863652	1594947
Number of Bot Utterances	1308273	1453970	1008765	1753478
Number of Conversations	133124	94513	120729	106908
Average Conversation length	18.41	29.3	15.51	31.32
Average human message length	10.8	9.819	10.64	10.08
Organic Human Feedback (as % of bot utterances)				
Liked	2.888	1.7053	3.0209	1.83
Inappropriate	0.097	0.103	0.096	0.103
Off topic	1	0.7063	1.027	0.74
Nonsensical	1.27	0.8291	1.354	0.862
Other	0.2659	0.15	0.2828	0.16

Table 11: BlenderBot 3 Deployment Dataset Statistics. We provide statistics of data collected between 2022-08-05 and 2022-11-17, where users indicated to share their data for inclusion in the release dataset. The actual data we release includes data from after these dates as well, but this is the subset used in the experiments in §5. † We split conversations into two groups, standard and adversarial, depending on the number of flagged messages across the conversation, here we include conversations as adversarial if they contain more than 1% or 2% of flagged messages, as alternatives to the 5% threshold in the main paper. See §3.2 for more analysis.

Crowdworker annotation	2% Safety Threshold				1% Safety Threshold			
	Standard Conversations [†]		Adversarial Conversations [†]		Standard Conversations [†]		Adversarial Conversations [†]	
	Human	Bot	Human	Bot	Human	Bot	Human	Bot
Good	79.6%	87.3%	52.5%	78.2%	80.7%	87.8%	55.2%	79.0%
Bad	20.3%	12.6%	47.4%	21.7%	19.3%	12.2%	44.8%	21.0%
Inappropriate	2.9%	0.3%	17.9%	1.9%	2.6%	0.3%	16.2%	1.8%
Off topic	3.5%	1.6%	5.7%	2.6%	3.4%	1.6%	5.6%	2.5%
Nonsensical	4.3%	4.6%	7.0%	7.4%	4.2%	4.4%	6.9%	7.2%
Ignoring the last turn	7.9%	5.0%	13.5%	7.7%	7.7%	5.0%	13.0%	7.5%
Repeating	1.5%	0.8%	3.1%	1.8%	1.3%	0.7%	3.1%	1.9%

Table 12: Conversation Quality (Human and Bot utterances) during Deployment, judged by independent human evaluators. We assess quality via crowdworkers (3 crowdworkers per example, using majority vote). † As in Table 1 we split conversations into two groups, standard and adversarial, depending on the number of flagged messages across the conversation, here we include conversations as adversarial if they contain more than either 1% or 2% of flagged messages, as alternatives to the 5% threshold in the main paper. See §3.2 for more analysis.

	All Conversations % good	2% Safety Threshold		1% Safety Threshold	
		Standard Conversations [†] % good	Adversarial Conversations [†] % good	Standard Conversations [†] % good	Adversarial Conversations [†] % good
Human No feedback	66.3%	79.1%	53.0%	80.1%	55.7%
Bot No feedback	82.5%	86.9%	77.6%	87.4%	78.4%
Bot Liked	89.7%	93.1%	84.2%	93.4%	86.0%
Bot Inappropriate	45.8%	44.5%	46.8%	46.1%	45.6%
Bot Off topic	38.4%	40.1%	35.5%	42.2%	35.0%
Bot Nonsensical	53.2%	55.8%	49.1%	57.8%	48.5%
Bot Other	70.5%	71.6%	67.9%	72.5%	67.8%

Table 13: Organic Human Feedback Quality in Deployment. We assess the quality of organic human feedback via crowdworkers (3 crowdworkers per example, using majority vote). † As in Table 1 we split conversations into two groups, standard and adversarial, depending on the number of flagged messages across the conversation, here we include conversations as adversarial if they contain more than 1% or 2% of flagged messages, as alternatives to the 5% threshold in the main paper. See §3.2 for more analysis. We observe that organically liked messages are rated “good” by crowdworkers more often than other messages, and organically disliked messages are rated “good” much less often, although there are different disagreement rated depending on the dislike reason.

Num. Annotated Train Examples	Organic Training Data	
	<i>Without</i>	<i>With</i>
0	50.0%	80.7%
1931	82.5%	83.8%
3862	84.3%	85.8%
5793	86.2%	87.2%
7724	87.1%	87.0%
9656	87.0%	86.9%
11587	87.3%	87.8%
13518	87.5%	88.0%
15450	88.6%	88.5%
17381	88.0%	88.2%
19312	88.8%	88.9%

Table 14: Reward model validation performance when training with different amounts of crowdworker annotated data, either alone or multi-tasking with organic feedback data (around 80k examples). For small amounts of annotated data, organic data helps, but only gives marginal improvements with sufficient crowdworker annotations. Using organic feedback without any crowdworker annotations at all already gives reasonable performance (80.7%).