

FastDoc: Domain-Specific Fast Pre-training Technique using Document-Level Metadata and Taxonomy

Abhilash Nandy^{♣◇} Manav Nitin Kapadnis[♣]
 Sohan Patnaik[♣] Yash Parag Butala[♣]
 Pawan Goyal[♣] Niloy Ganguly^{♣◇}

♣ Indian Institute of Technology, Kharagpur
 ◇ L3S Research Center, Leibniz Universität Hannover

Abstract

As the demand for sophisticated Natural Language Processing (NLP) models continues to grow, so does the need for efficient pre-training techniques. Current NLP models undergo resource-intensive pre-training. In response, we introduce *FastDoc* (Fast Pre-training Technique using Document-Level Metadata and Taxonomy), a novel approach designed to significantly reduce computational demands. *FastDoc* leverages document metadata and domain-specific taxonomy as supervision signals. It involves continual pre-training of an open-domain transformer encoder using sentence-level embeddings, followed by fine-tuning using token-level embeddings. We evaluate *FastDoc* on six tasks across nine datasets spanning three distinct domains. Remarkably, *FastDoc* achieves remarkable compute reductions of approximately 1,000x, 4,500x, 500x compared to competitive approaches in Customer Support, Scientific, and Legal domains, respectively. Importantly, these efficiency gains do not compromise performance relative to competitive baselines. Furthermore, reduced pre-training data mitigates catastrophic forgetting, ensuring consistent performance in open-domain scenarios. *FastDoc* offers a promising solution for resource-efficient pre-training, with potential applications spanning various domains.

Keywords: pre-training, Domain-Specific, Interoperability, Metadata, Hierarchy, NLP

In present times, continual pre-training [1, 2] on unlabelled, domain-specific text corpora (such as PubMed articles in medical domain, research papers in Scientific Domain, E-Manuals in Customer Support Domain, etc.) has emerged as an important

training strategy in NLP to enable open-domain transformer-based language models perform various downstream NLP tasks such as Question Answering (QA), Named Entity Recognition (NER), Natural Language Inference (NLI), etc. on domain-specific datasets [3–5]. Most of the pre-training strategies involve variants of Masked Language Modelling (MLM) [6], Next Sentence Prediction (NSP) [7], Sentence Order Prediction (SOP) [8], etc. that use local sentence/span-level contexts as supervision signals. However, such methods require a lot of pre-training data and compute. For instance - pre-training of BERT_{BASE} architecture on a 3.17 billion word corpus was performed on 8 GPUs for around 40 days to obtain SciBERT [4] (a State-of-The-Art domain-specific pre-trained model for the Scientific Domain). A pressing requirement is to reduce this training time which we tackle in this paper by leveraging a simple observation.

MLM-style domain-specific pre-training makes an implicit assumption that the constituent documents are independent of each other, which may not be true always. Documents from a particular domain (e.g., customer support, scientific papers, legal proceedings, etc.) may be categorized into different groups by experts in that area, each group containing similar documents. This information is generally stored as either ‘metadata’ of the document [9–11], or in terms of a ‘taxonomy’ [12, 13] of documents. For example, E-manuals of different versions of a cell phone series are very similar, scientific articles written on a particular topic (e.g., pre-training) follow a certain type of taxonomy, legal proceedings on related crimes are similar. While few models such as LinkBERT [14], MetricBERT [15], etc. have used document metadata as an additional signal, no work to the best of our knowledge has *singularly* leveraged taxonomy-based information. Contrarily, in this article, we completely replace the local context-based supervision (MLM, NSP, etc.) during pre-training with (a). document similarity learning task using the available domain-specific metadata (through a triplet network), and (b). hierarchical classification task that predicts the hierarchical categories corresponding to the domain-specific taxonomy in a supervised manner.

However, to leverage document-level supervision, a robust encoding of documents is required. We use a hierarchical architecture [16] and propose various innovations (see Fig. 1) - (a). We initialize the lower-level encoder using a pre-trained sentence transformer (sBERT/sRoBERTa [17]) and freeze its weights. We then initialize the higher-level encoder using pre-trained BERT/RoBERTa encoder, which now operates with a sentence embedding input, received via lower-level encoder. This design choice (inspired by works that initialize a larger encoder through a smaller pre-trained encoder - e.g., Bert2BERT [18]) helps us to directly work with sentence embeddings as inputs which in turn enables much larger contexts in a single input, and decreases the required pre-training compute by a huge margin. (b). After pre-training, we use only the higher-level encoder for downstream sentence and token-level tasks. As the higher-level encoder was originally pre-trained with token embedding inputs, it can still be fine-tuned with token embedding inputs. We conduct various experiments to analyze this very interesting and surprising aspect of interoperability of token and sentence embedding inputs.

Using these ideas, we propose ***FastDoc*** pre-training framework, and apply it to varied NLP tasks across three disparate domains - **Customer Support, Scientific**

Papers, and **Legal Domain**, to evaluate the generalizability of *FastDoc* across multiple domains. Customer Support requires answering consumer queries related to device maintenance, troubleshooting, etc., and hence, we apply *FastDoc* on two **Question Answering** tasks. In the domain of scientific papers, we focus on tasks such as extracting important scientific keywords [19–21], extracting the type of relation between such keywords [22, 23], as well as classifying citation intents [24]. In the legal domain, we focus on the task of automating *contract review* [3], which involves finding key clauses in legal contracts (see **Section B.2.3 in Supplementary Material** for details and results on the task).

We show that *FastDoc* drastically reduces (order of 500x) pre-training compute across domains while still achieving comparable to modestly better performance in downstream tasks. We further show that the result holds even when we increase model size and consider situations where document metadata and taxonomy may not be explicitly available. We also show that the frugal pre-training helps *FastDoc* resist catastrophic forgetting so very common when transformers undergo continual in-domain pre-training [1, 2].

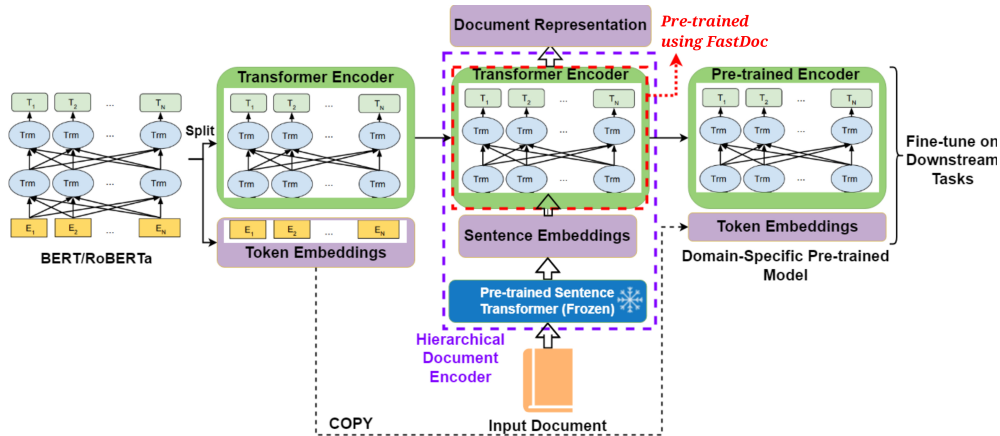


Figure 1: End-to-end training pipeline using *FastDoc* - (1) We start with an open-domain BERT/RoBERTa model (2) The model is split into the layer of token embeddings and transformer encoder (3) We use document-level supervision to pre-train the transformer encoder using *FastDoc*, with sentence embeddings as inputs (4) We finally use the token embeddings (from the open-domain model) as inputs for fine-tuning the model trained using *FastDoc*.

Results

In this section, we demonstrate that *FastDoc* drastically reduces compute required for pre-training (of the order of 500x) across 3 different domains, while maintaining or modestly improving downstream task performance across 9 datasets spanning 6 tasks

in those domains. Finally, we report the following analysis and ablations - (1) the effect of catastrophic forgetting when evaluating *FastDoc* in open-domain (2) performance of *FastDoc* in absence of document level meta-data (3) reasons behind *FastDoc* working the way it does (4) parameter-efficient training on *FastDoc* as an ablation.

The aim of *FastDoc* is to learn robust representations for documents (in specialized domains) using potent document-level supervision signals. We train the network with two losses. (a). *The first loss* is a contrastive or triplet loss based on the similarity or dissimilarity of a document with a pair of documents; (b). *The second loss* is a supervised loss derived while classifying a document to a domain-specific taxonomy.

We represent BERT-based and RoBERTa-based *FastDoc* as *FastDoc*_{BERT} and *FastDoc*_{RoBERTa} respectively, along with abbreviation of the domain (Customer Support - *Cus.*, Scientific Domain - *Sci.*, Legal Domain - *Leg.*). The proposed models and domain-specific baselines are pre-trained on at-most 4,000 in-domain document triplets (negligible as compared to the baselines, as mentioned in the following subsection) for 1 epoch. We use a batch size of 32, and AdamW optimizer [25] with an initial learning rate of 5×10^{-5} , which linearly decays to 0.

Pre-training Compute of *FastDoc* relative to the baselines

| Domain | Model | Compute (in GPU-hours) |
|-------------------|---|------------------------|
| Customer Support | EManuals _{BERT} | 576 |
| | EManuals _{RoBERTa} | 980 |
| | DeCLUTR | 370 |
| | ConSERT | 40 |
| | SPECTER | 600 |
| | <i>FastDoc</i> (<i>Cus.</i>) _{BERT} | 0.58 |
| | <i>FastDoc</i> (<i>Cus.</i>) _{RoBERTa} | 0.75 |
| Scientific Domain | SciBERT | 7680 |
| | <i>FastDoc</i> (<i>Sci.</i>) _{BERT} | 1.7 |
| Legal Domain | RoBERTa _{BASE} + Contracts Pre-training | 710 |
| | <i>FastDoc</i> (<i>Leg.</i>) _{RoBERTa} | 1.49 |

Table 1: Pre-training Compute of proposed models vs. baselines

We compare the compute (in terms of GPU-hours - GPUs needed multiplied by number of hours) for pre-training *FastDoc* with baselines (see the following subsection for a detailed description of the baselines). NVIDIA GeForce GTX 1080 Ti GPUs are used for pre-training.

Customer Support: Table 1 shows that *FastDoc*(*Cus.*)_{BERT} and *FastDoc*(*Cus.*)_{RoBERTa} use roughly 1,000 times and 1,300 times less compute compared to the EManuals_{BERT} and EManuals_{RoBERTa} baselines [5] respectively, and require significantly less compute than all the baselines. *It actually takes less than 1 GPU-hour for pre-training FastDoc.* ConSERT is the closest baseline in terms of compute time,

as its inputs are a limited number of sentence pairs, unlike a huge number of spans in DeCLUTR, large number of triplets in SPECTER, and several masked sentences in EManuals_{BERT} and EManuals_{RoBERTa}.

Scientific Domain: *FastDoc*(*Sci.*)_{BERT} needs around 4,520 times less compute than SciBERT. **Legal Domain:** *FastDoc*(*Leg.*)_{RoBERTa} needs around 480 times less compute than pre-training RoBERTa-BASE on contracts as in Hendrycks et al. [3].

Thus, these experiments demonstrate the remarkable efficiency of the proposed pre-training paradigm.

Downstream Tasks

Here, we discuss the details of the datasets and the downstream tasks, fine-tuning setup, baselines used for comparison corresponding to the Customer Support and Scientific Domains. We also discuss the same for the Legal Domain *in Section B.2.3 of the Supplementary Material*.

Customer Support Domain

We evaluate Question Answering Task on two datasets - single span QA on TechQA Dataset and multi-span QA on S10 QA Dataset (described *in Section B.2.1 of Supplementary Material*).

TechQA Dataset. TechQA [26] is a span-based QA dataset with questions from a technical discussion forum and the answers annotated using IBM Technotes, which are documents released to resolve specific issues. The dataset has 600 training, 310 dev, and 490 evaluation QA pairs. Each QA pair is provided with the document that contains the answer, along with 50 candidate Technotes retrieved using Elasticsearch¹.

Fine-tuning Setup. The fine-tuning is carried out in two stages - first on the SQuAD 2.0 Dataset (inspired by Castelli et al. [26]), and then on task-specific QA datasets.

Fine-tuning on SQuAD 2.0 [27]. SQuAD 2.0 is a span-based open-domain reading comprehension dataset, consisting of 130,319 training, 11,873 dev, and 8,862 test QA pairs. Before fine-tuning on the task-specific dataset, we fine-tune the encoder on the SQuAD 2.0 training set, as it has been shown to improve the performance on QA tasks [26]. The hyperparameters used are the same as mentioned in Rajpurkar et al. [27].

Fine-tuning on TechQA Dataset: The encoder is fine-tuned on the TechQA Dataset with the same training architecture used when fine-tuning on SQuAD 2.0. Since this is a QA task, a question and one of the candidate technotes separated by a special token is the input. If the technote contains the answer, the target output is the start and end token of the answer, and it is unanswerable otherwise. The hyperparameters used are the ones mentioned in the default implementation² of Castelli et al. [26].

Baselines: We compare our pre-training approach to 3 types of pre-training baselines described below. For the sake of completeness, we also compare with baselines using span/sentence-level supervision signals. Domain-specific Continual Pre-training

¹<https://www.elastic.co/products/elasticsearch>

²<https://github.com/IBM/techqa> - Apache-2.0 License

is carried out on the corpus of E-Manuals for all baselines (except BERT_{BASE}, RoBERTa_{BASE}, and Longformer).

(1) Pre-training using masked language modelling (MLM) and/or Next Sentence Prediction (NSP): We use BERT_{BASE} [7], RoBERTa_{BASE} [6], Longformer [28], EManuals_{BERT} and EManuals_{RoBERTa} [5] (domain continual pre-training of BERT_{BASE} [7] and RoBERTa_{BASE} [6], respectively, on the entire E-Manuals corpus). **(2) Using intra-document contrastive learning:** DeCLUTR [29] and ConSERT [30] are the intra-document contrastive learning methods. **(3) Using inter-document contrastive learning:** SPECTER [31] is the inter-document contrastive learning baseline used. When pre-training on E-Manuals, instead of initializing the encoder with SciBERT [4] (as in Cohan et al. [31]), we initialize the model using EManuals_{BERT} [5], sample about the same number of E-Manual triplets stated in Cohan et al. [31] as inputs (using product category information), and use the first 512 tokens per input E-Manual.

| | F1 | HA_F1@1 | HA_F1@5 |
|---|--------------|----------------|----------------|
| BERT _{BASE} | 13.67 | 26.49 | 36.14 |
| RoBERTa _{BASE} | 16.46 | 31.89 | 42.4 |
| Longformer | 16.57 | 32.1 | 42.66 |
| EManuals _{BERT} | 13.41 | 25.98 | 36.69 |
| EManuals _{RoBERTa} | 16.04 | 31.08 | 44.71 |
| DeCLUTR | 15.11 | 29.28 | 38.93 |
| ConSERT | 11.12 | 21.54 | 30.37 |
| SPECTER | 12.92 | 25.03 | 34.74 |
| <i>FastDoc(Cus.)_{BERT}(hier.)</i> | 14.19 | 27.49 | 36.62 |
| <i>FastDoc(Cus.)_{BERT}(triplet)</i> | 14.47 | 28.04 | 37.21 |
| <i>FastDoc(Cus.)_{BERT}</i> | 14.56 | 28.2 | 35.54 |
| <i>FastDoc(Cus.)_{RoBERTa}(hier.)</i> | <u>16.52</u> | <u>32.00</u> | 44.77 |
| <i>FastDoc(Cus.)_{RoBERTa}(triplet)</i> | 16.39 | 31.76 | 46.59 |
| <i>FastDoc(Cus.)_{RoBERTa}</i> | 17.52 | 33.94 | <u>44.96</u> |

Table 2: Results for the QA task on the TechQA Dataset (Best value for each metric is marked in **bold**, while the second best value is underlined).

Performance on TechQA Dataset The answer-retrieval performance on the development set (as per Castelli et al. [26]) is reported in Table 2. The model gives five candidate answers per question, and corresponding confidence scores. Each answer is assigned an ‘evaluation score’ - If the confidence score is below a threshold provided by the model, ‘evaluation score’ is 1 if the question is actually unanswerable, and 0 otherwise. However, if the confidence score is above the threshold, the ‘evaluation score’ is character F1 between the predicted answer and ground truth and 0 if the question is actually unanswerable. The evaluation metrics used, as mentioned in Castelli et al. [26]³, are (a). **F1** - ‘evaluation score’ for the predicted answer (with the highest confidence score) averaged across all questions. (b). **HA_F1@1** - similar to F1, except that, the averaging is done on the answerable question set (160 out of 310 questions in

³We do not use BEST_F1, as a threshold is tuned on the dev. set using F1 score, which is not realistic

the dev set are answerable). (c). **HA_F1@5** - macro average of the 5 best candidate answers per question, averaged across the answerable question set.

From the results in Table 2, we can infer - (1). Among the baselines, (a) Longformer gives the best F1 and HA_F1@1 and the second-best HA_F1@5. This is because of the long sequence length of 4,096 compared to 512 of other models. (b) SPECTER does not perform well, even though it uses document-level supervision, as it cannot accommodate the entire document within 512 tokens, so only first 512 tokens are used which does not help much in learning. (c) ConSERT performs contrastive learning on sentence inputs, prohibiting it from learning context beyond a single sentence (unlike *FastDoc* that learns inter-sentence context during pre-training due to its hierarchical architecture), thus reducing performance on QA tasks. (d) In general, contrastive learning baselines perform inferior to those using MLM/NSP. (2). *FastDoc(Cus.)_{BERT}* variants perform better than BERT-based baselines, and *FastDoc(Cus.)_{RoBERTa}* variants than almost all RoBERTa-based baselines, suggesting that our proposed pre-training methods are better than that of baselines. (3) *FastDoc(Cus.)_{RoBERTa}* variants perform better than *FastDoc(Cus.)_{BERT}* variants, as RoBERTa [6] performs better than BERT [7] in span-based QA tasks such as SQuAD [27, 32]. (4) *FastDoc(Cus.)_{RoBERTa}* performs the best of all models in F1 and HA_F1@1 and the second-best in HA_F1@5. *FastDoc(Cus.)_{RoBERTa}* performs around 6% better than the best baseline Longformer both in terms of F1 and HA_F1@1 (even though Longformer has a long sequence length, it is not able to encode the entire context most documents).

Scientific Domain

| Field | Task | Dataset | SciBERT | <i>FastDoc</i> (<i>triplet</i>) | <i>FastDoc</i> (<i>hier.</i>) | <i>FastDoc</i> |
|-------|------|----------|--------------|--------------------------------------|------------------------------------|----------------|
| BIO | NER | BC5CDR | 85.55 | 87.7 | 87.94 | 87.81 |
| | | JNLPBA | 59.5 | 75.86 | 75.97 | 75.84 |
| | | NCBI-D | 91.03 | 84.15 | 87.81 | 84.33 |
| | REL | ChemProt | 78.55 | 75.12 | 80.28 | 80.48 |
| CS | REL | SciERC | 74.3 | 75.4 | 75.62 | 78.95 |
| Multi | CLS | SciCite | 84.44 | 84.31 | 84.48 | 83.59 |

Table 3: *FastDoc(Sci.)_{BERT}* and its variants vs. SciBERT in tasks presented in Beltagy et al. [4]. Following Beltagy et al. [4], we report macro F1 for NER (span-level), and for REL and CLS (sentence-level), except for ChemProt, where we report micro F1.

We use multiple datasets from **SciBERT Benchmark Datasets** (mentioned in Beltagy et al. [4]) for training and evaluation. The following downstream tasks and corresponding datasets are used for evaluation - (1) NER (Named Entity Recognition): We use the **BC5CDR** [19], **JNLPBA** [20], and **NCBI-Disease** [21] NER Datasets of the Biomedical Domain. (2) REL (Relation Classification): This task predicts the type of relation between entities. The **ChemProt Dataset** [22] from the Biomedical Domain and **SciERC Dataset** [23] from the Computer Science Domain are used

for evaluation. (3) CLS (Text Classification): SciCite Dataset [24] gathered from Multiple Domains is used.

Fine-tuning Setup. We fine-tune and evaluate on the downstream tasks mentioned above. The hyperparameters are the same as that in Beltagy et al. [4].

Baselines: We use SciBERT [4] (pre-trained using MLM and NSP on a huge scientific corpus)⁴.

Performance on Different Datasets

The results on the test set for each task are shown in Table 3. We see that *FastDoc* and its variants beat SciBERT in 5 out of 6 datasets, spread across 3 fields (Biomedical/“BIO”, Computer Science/“CS”, and Multiple Domains/“Multi”), showing that *FastDoc* can improve downstream task performance. Specifically, *FastDoc*(Sci.)_{BERT} performs better than SciBERT on 4 out of 6 datasets, and performs the best on the Relation Classification Tasks. However, *FastDoc*(Sci.)_{BERT}(hier.) performs the best on 3 datasets with NER and text classification tasks, as (1) fine-grained NER benefits from fine-grained hierarchical information, and (2) text classification dataset has samples from multiple domains, where diversity in the hierarchical categories helps. Since recent works have used citations as a similarity signal, we report the performance of *FastDoc* using citations as a similarity signal *in Table B6 of Section B.2.2 of the Supplementary Material*. This gives a satisfactory performance, showing that *FastDoc* works on different metadata types. However, on average, a system using citations does not perform as well as when using “primary category”.

Analysis and Ablations

We here show through various experiments (a) the auxiliary benefit of frugal training in terms of minimal catastrophic forgetting when trained on open domain. (b) the robustness of the system by analyzing its performance even when explicit document level meta-data is not available (c) the reasons behind the success of *FastDoc* on sentence and local level tasks, even though being trained using document-level supervision and (d) finally, checking whether a recent parameter efficient training technique can compete with the performance of *FastDoc*.

| TASK | CoLA | SST2 | MRPC | | STS | | QQP | | MNLI | QNLI | RTE |
|--|----------------|---------|-------------|---------|---------------|----------------|-------------|---------|---------|---------|---------|
| METRIC | Matthews CC | Acc. | F1 Score | Acc. | Pearson CC | Spearman CC | F1 Score | Acc. | Acc. | Acc. | Acc. |
| RoBERT _{BASE} | 63.71 | 94.15 | 92.71 | 89.71 | 90.91 | 90.66 | 89.1 | 91.84 | 87.24 | 92.26 | 80.14 |
| <i>FD</i> (Cus.) _{RoBERT_a} | 62.57 | 94.27 | 93.1 | 90.44 | 90.98 | 90.66 | 89.08 | 91.84 | 87.22 | 92.62 | 79.06 |
| | (-1.14) | (+0.12) | (+0.39) | (+0.73) | (+0.07) | (0) | (-0.02) | (0) | (-0.02) | (+0.36) | (-1.08) |
| EManual _{RoBERT_a} | 51.82 | 91.97 | 91.42 | 87.99 | 88.4 | 88.36 | 88.65 | 91.55 | 85.15 | 91.34 | 70.4 |
| | (-11.89) | (-2.18) | (-1.29) | (-1.72) | (-2.51) | (-2.3) | (-0.45) | (-0.29) | (-2.09) | (-0.92) | (-9.74) |

Table 4: Dev. set results on GLUE Benchmark (*FD* - *FastDoc*, CC - Correlation Co-efficient, Acc. - Accuracy)

⁴the vocabulary used for SciBERT is same as that of BERT_{BASE} to keep the vocabulary consistent among SciBERT and the *FastDoc* variants

Catastrophic Forgetting in open-domain

Recent works show that continual in-domain pre-training of transformers leads to a significant performance drop when fine-tuned on open-domain datasets [1, 2] resulting in Catastrophic Forgetting (CF). We fine-tune RoBERTa_{BASE} (pre-trained on open-domain corpora), *FastDoc*(*Cus.*)_{RoBERTa}, and EManuals_{RoBERTa} from **customer support** on the datasets of the (open-domain) GLUE [33] benchmark, and the results are shown in Table 4. For all such experiments, we fine-tune for 10 epochs, with a learning rate of 3×10^{-5} , input sequence length of 512, and batch size of 32. For a task, the best development set results across all epochs is reported.

We observe that - (a). *FastDoc*(*Cus.*)_{RoBERTa} performs better than RoBERTa_{BASE} in 4 out of 8 tasks, even after continual pre-training on E-Manuals, while drop in performance in the other 4 tasks is negligible. (b). EManuals_{RoBERTa} performs considerably worse compared to RoBERTa_{BASE} on all tasks, suggesting that MLM is not robust against domain change. The possible reason behind the superior performance of *FastDoc*(*Cus.*)_{RoBERTa} is that it **requires only a small fraction of pre-training data** compared to what is used by domain-specific baselines such as EManuals_{RoBERTa}, hence making only **small changes in the parameter space** that helps retain open-domain knowledge while learning essential domain-specific knowledge. We perform an experiment to test the proposition and plot the relative change in L1-norm of different types of parameters such as attention query, key, value matrices, and dense MLP parameters (similar to Wu et al. [34]) during pre-training via MLM vs. *FastDoc*, as shown in Figure B2 in *Section B.3.1 of the Supplementary Material*. We observe that relative change of parameters in *FastDoc* is about 100 times less compared to MLM.

Performance in absence of document level meta-data information

| Model | F1 | HA_F1@1 | HA_F1@5 |
|--|--------------------------|--------------------------|--------------------------|
| RoBERTa _{BASE} | 16.46 | 31.89 | 42.4 |
| <i>FastDoc</i> (<i>Cus.</i>) _{RoBERTa} (7 hier. levels) | 17.52 (+6.44%) | 33.94 (+6.43%) | 44.96 (+6.04%) |
| <i>FastDoc</i> (<i>Cus.</i>) _{RoBERTa} (w/o est. meta., tax., 7 hier. levels) | 15.39 (-6.5%) | 29.83 (-6.46%) | 44.35 (+4.6%) |
| <i>FastDoc</i> (<i>Cus.</i>) _{RoBERTa} (w/o est. meta., tax., 15 hier. levels) | 18.01 (+9.42%) | 34.89 (+9.41%) | 47.53 (+12.1%) |

Table 5: Results on TechQA Dataset in Customer Support Domain with and without established domain-specific document metadata and taxonomy

A pre-requisite of *FastDoc* has been the availability of document metadata and taxonomy. In this experiment, we go beyond that and derive document similarity via similarity based on ROUGE-L score among documents, followed by creating a custom taxonomy of document category hierarchies using Hierarchical Topic Modeling [35]. Table 5 shows results on the Customer Support (see other domains’ results in *Section B.3.2 of the Supplementary Material*), and we can see that gives comparable performance when considering same number of hierarchical levels as *FastDoc*.

However since the taxonomy is derived using topic modelling, we are here not constrained by the number of hierarchies. We notice that the performance improves when larger number of hierarchical levels are used, showing a great potential for adapting *FastDoc* to any domain of interest. However, note that even though one can devise a (unsupervised) way to extract triplets and document hierarchies, it is much more efficient to use metadata and taxonomy if and when available, as there is some time and CPU involved in deriving content-similarity-based metrics like ROUGE-L score due to the large size of the documents.

Analysis of the interoperability of embeddings

FastDoc shows that using input sentence embeddings during pre-training helps when using token embedding inputs during fine-tuning, as is evident from the potent downstream task performance. We analyze this **interoperability of embeddings** by answering the following research questions (observations and experiments elaborated *in Section B.3.3 of the Supplementary Material*) - (a). **How does *FastDoc* learn local context?** - Similar documents have very-similar local (paragraph-level) contexts, suggesting that, using document-level supervision during pre-training implicitly learns local context. Also, in an experiment, we randomly sample 500 sentences from each of the 3 domains. For each sentence, we mask a random token and calculate change in its prediction probability on masking other tokens in the sentence. Spearman Correlation of this change between *FastDoc* and a domain-specific model pre-trained using MLM is moderately high for all domains, showing that **local context is learned by *FastDoc* to a reasonable extent**. (b). **Are relative representations preserved across the two embedding spaces?** - Independent of whether inputs are sentence or token embeddings, documents are clustered in a similar manner across the two representation spaces, hence, **relative representations are preserved**.

We also perform additional analysis *in Section B.3.3 of the Supplementary Material*.

Parameter-Efficient training

The trainable parameters of the encoder during fine-tuning are the same as that in the domain-specific pre-training stage. Hence, as an ablation, we explore the impact of a reduced number of trainable parameters during pre-training by incorporating Parameter-Efficient Training.

Table B16 *in Section B.3.4 of the Supplementary Material* shows the results of the parameter-efficient training technique of LoRA (Low-Rank Adaptation) [36] to observe the effect of using a reduced number of trainable parameters during continual domain-specific pre-training of *FastDoc* in the Scientific Domain. LoRA is applied on the upper encoder of *FastDoc* during pre-training. *FastDoc* performs significantly better compared to when using LoRA in downstream NER, when there are a large number of classes (as in JNLPBA, which has 11 classes), or when the dataset is extremely imbalanced (as in NCBI-Disease, where 91.72% of the training samples belong to a single class). We attribute this to an insufficient number of trainable parameters when using LoRA during pre-training. Similarly, LoRA performs poorly in Relation and Text Classification. On the contrary, there is a meagre reduction

in compute from 1.7 to 1.66 GPU-Hours when using *FastDoc*(*Sci.*)_{BERT}(LoRA) instead of *FastDoc*(*Sci.*)_{BERT}, suggesting that LoRA is not beneficial from a compute perspective as well.

Miscellaneous Observations and Analysis

Additionally there are several results in the appendix evaluating *FastDoc* in different ways to emphatically establish its superiority. *Section B.4 in Supplementary Material* discusses the following - (a) the ability of *FastDoc* to encode long documents (b) utility of the each of the pre-training losses used in *FastDoc*. Additionally, the following results/explanations are present in the Supplementary Material - (a) Clarification of pre-training compute calculation for SciBERT in *Section B.1* (b) *Table B1* in *Section B.2* lists the 9 datasets corresponding to 6 downstream tasks across the 3 domains (c) *Section B.2.1* discusses the impact of fine-tuning on SQuAD 2.0, ablations, and qualitative analysis corresponding to *FastDoc* in the Customer Support Domain (d) *Tables B7 and B8* in *Section B.2.2* shows the superior performance of *FastDoc* compared to the highly capable GPT-3.5 [37] model.

Discussion

Recent studies have repeatedly stressed the importance of domain-specific pretraining but also pointed to the costly and elaborate operation that must be undertaken to achieve reasonable performance. This paper shows that leveraging 1) document-level semantics, and 2) interoperability of input sentence embeddings (during pre-training) and token embeddings (during fine-tuning), substantially reduces the compute requirements for domain-specific pre-training by at least 500 times, even while achieving better results on 6 different downstream tasks and 9 different datasets. The frugal pretraining technique has a desirable side-effect, it shows negligible *catastrophic forgetting* on the open-domain GLUE Benchmark. We release the code, datasets used, and models at <https://anonymous.4open.science/r/NMI-Submission-3E87> for reference. We also demonstrate that the existence of well-defined metadata and taxonomy is not mandatory; *FastDoc* performs effectively when discovering such metadata and taxonomy through unsupervised methods, illustrating its potential for future application across various domains. In the future, it will be helpful to see how *FastDoc* works beyond existing benchmark datasets, in real-life scenarios across domains.

Methods

Figure 1 depicts the end-to-end training pipeline using the proposed *FastDoc* architecture (detailed pre-training architecture shown in Figure B1 in *Section B of the Supplementary Material*). Typically a hierarchical document encoder like HiBERT [16] would be a suitable model for encoding documents. It has a lower-level encoder with token inputs and a higher-level encoder with sentence-level inputs. In general, during pre-training, both these encoders need to be tuned (which is computationally expensive) and only the lower-level encoder is utilized for downstream sentence and token-level tasks such as QA, Relation Classification, NER, etc. However, we propose

a different, compute-efficient method. The steps in our pipeline are - (a). The pipeline starts using an open-domain pre-trained transformer model (e.g BERT [7]/RoBERTa [6]). (b). Its transformer layers excluding the input token embedding layer are used to initialize the higher-level encoder, while the lower-level encoder is a frozen sBERT/s-RoBERTa. The Document representation from this document encoder is obtained by averaging the output context-aware sentence representations from the higher-level encoder. (c). The higher-level encoder is (further) pre-trained with document-level supervision using the proposed **FastDoc** Framework on domain-specific documents. (d). Finally, only this higher-level encoder is fine-tuned on downstream tasks, with input token embeddings copied from the open-domain model.

Our specific design choices help in the following manner - (a) Freezing the sentence embeddings while training the encoder with document-level loss helps in achieving fast pre-training. (b) While a hierarchical encoder could also have used the document-level loss, the lower-level encoder using token inputs would be directly used for fine-tuning, but this encoder would learn less robust pre-training task-specific, semantic features as compared to the higher-level encoder [38, 39]. Our design trains the higher-level encoder to make the best use of pre-training loss. Next, we describe the pre-training loss functions in great detail.

Contrastive Learning using document similarity labels.

We use a Triplet Network [31], where three documents serve as input for three document encoders, the first (anchor) and second (positive) documents being similar, and the first and third (negative) documents being dissimilar (based on metadata). The encoders have hard parameter sharing [40]. The three encoded representations are used to formulate a triplet margin loss function, denoted by \mathcal{L}_t . Mathematically,

$$\mathcal{L}_t = \max\{d(D_1, D_2) - d(D_1, D_3) + 1, 0\} \quad (1)$$

where D_1, D_2, D_3 refer to the document representations of documents, and $d(.,.)$ represents the L2 norm distance.

Hierarchical Classification using Hierarchical Labels.

Here we try to formulate a Supervised Hierarchical Classification Task based on a domain-specific hierarchical taxonomy. Given a document, the task is to predict the hierarchical categories present in the taxonomy.

In **FastDoc**, each document’s representation is passed through H classification heads, H being the maximum number of hierarchical levels present in the taxonomy. It may so happen that the hierarchy for a document has less than H levels. Hence, to bring uniformity, a ‘null’ class is added to each remaining level. For Hierarchical Classification, Local Classifier per Level (LCL) [41] is used, where one multi-class classifier is trained for each level of hierarchy. At each level, a classification head is an MLP layer (followed by SoftMax). The hierarchical loss function \mathcal{L}_{hier} is the sum of the categorical cross-entropy loss ($CELoss$) over all the H classification heads, for all the N input documents per training sample. Mathematically,

$$\mathcal{L}_{hier} = \sum_{i=1}^N \sum_{j=1}^H CE_{Loss}(x_{ij}, y_{ij}), \quad (2)$$

x_{ij} and y_{ij} are predicted and target class distributions respectively, for the i_{th} document, and j_{th} classification head.

The loss \mathcal{L} backpropagated during pre-training is the sum of the triplet margin loss and the hierarchical loss functions.

Pre-training Setup

Here, we outline the specifics of the dataset used, its associated taxonomy, metadata leveraged. Table D18 in Section D.1 of the Supplementary Material shows examples of sample triplets and hierarchies from each domain.

Pre-training in the Customer Support Domain

Dataset and Triplets Chosen. We pre-train *FastDoc* on a subset of the E-Manuals Corpus [5] - we sample 2,000 E-Manual triplets, such that, the anchor and positive E-Manuals belong to the same product category and the anchor and negative E-Manuals belong to different product categories. The amount of data is a mere 3% of the entire E-Manuals Corpus.

Hierarchy considered. Google Product Taxonomy (GPrT)⁵ (5,583 possible hierarchies across 7 levels of hierarchy) is used to obtain hierarchical classification labels using (a single) category of an E-Manual. This allows similar E-manuals (e.g. ‘TV’ and ‘Monitor’) to have more similar hierarchies compared to dissimilar E-Manuals (e.g. ‘TV’ and ‘Refrigerator’). Details on mapping product category to hierarchy are mentioned *in Section D.1.1 of the Supplementary Material*.

Pre-training in the Scientific Domain

Dataset and Triplets Chosen. We pre-train *FastDoc* on a subset of the ArXiv - we sample 2,000 triplets of scientific papers on the basis of the “primary category” assigned to the paper, such that, the anchor and positive papers belong to the same category, and the anchor and negative papers belong to different categories. For each such triplet, we add another triplet, where the positive and anchor sample are swapped. The amount of data used is negligible compared to the 1.14M Papers used by SCIB-ERT [4] during its pre-training. Note that several recent works have used citations as a similarity signal [14, 31, 42]. However, a paper might cite another paper that is not similar in terms of the content. Instead, similarity based on “primary category” would more intuitively lead to content-based similarity.

Hierarchy Considered. ArXiv Category Taxonomy⁶ (consisting of 155 possible hierarchies across 3 levels of hierarchy) is used to obtain hierarchical classification labels for each document, where each document is already mapped to its corresponding hierarchy via the taxonomy.

⁵<https://support.google.com/merchants/answer/6324436?hl=en>

⁶https://arxiv.org/category_taxonomy

Pre-training in the Legal Domain

Triplets Chosen. We pre-train *FastDoc* on a subset of the EURLEX57K dataset [43] of legislative documents - we sample 2,000 document triplets on the basis of the list of annotated EUROVOC Concepts⁷ assigned to each document, such that, the anchor and positive documents have at least 1 Concept in common, and the anchor and negative documents have no Concepts in common. We double the number of triplets in a way similar to Scientific Domain. The amount of data used is negligible compared to the 8GB of legal contracts used for domain-specific pre-training in Hendrycks et al. [3].

Note that the choice of the number of triplets in each domain is discussed *in Section D.1.1 of the Supplementary Material*.

Hierarchy Considered. The hierarchical class assignments of the documents in the EUR-Lex Dataset [44] (consisting of 343 possible hierarchies across 4 levels of hierarchy) are used as hierarchical classification labels, where each document is already mapped to its corresponding hierarchy.

Prior Art

Representation Learning using self-supervised learning methods: In recent times, downstream tasks in NLP use representation learning techniques where transformers are pre-trained on large text corpora using self-supervised learning methods like NSP [7], MLM [6, 7], contrastive learning [29–31, 45], etc. before fine-tuning on downstream tasks. There are models pre-trained on domain-specific corpora such as E-Manuals [5], legal texts [46], bio-medical documents [47], etc.

Incorporating hierarchical information for enhancing representations: Hierarchical information in the form of taxonomy and ontology has been used by some works to enhance learned representations. Barkan et al. [48] introduces a Variational Bayes entity representation model that leverages additional hierarchical and relational information. Barkan et al. [49] also uses a similar Bayesian approach to produce better representations, especially for rare words.

Intra-document Contrastive Learning: DeCLUTR [29] uses a DistilRoBERTa-base [50] encoder. Spans overlapping or subsuming each other are considered as similar inputs, and other spans are considered as dissimilar inputs. InfoNCE Loss Function [51] brings representations of similar spans closer and pushes representations of dissimilar spans farther away. ConSERT [30] also uses contrastive loss, but it performs sentence augmentation using adversarial attack [52], token shuffling, etc. It considers a sentence and its augmented counterpart to be similar, and any other sentence pair as dissimilar. CLINE [45] creates similar and dissimilar samples from a sentence by replacing some word(s) with their synonyms and antonyms using WordNet [53] and then uses contrastive loss.

Inter-document contrastive learning: SPECTER [31] uses a triplet margin loss to pull similar documents closer to each other, and dissimilar ones are pushed away. The document representations are obtained using a transformer encoder. However, their encoder is only able to encode a maximum of 512 tokens of a document. SDR [54]

⁷<http://eurovoc.europa.eu/>

uses a self-supervised method by combining MLM loss and Contrastive Loss to learn document similarity. LinkBERT [14] adds a Document Relation Prediction Objective to MLM during pre-training, where the task is to predict whether two segments are contiguous, random, or from linked documents. CDLM [55] leverages document-level supervision by applying MLM over a set of related documents using Longformer [28]. These works are in line with our work, but they are unable to tackle the important technical challenges of large input size and scalability and in turn, suffer from the problems of limited input size and high pre-training compute.

Data availability

The datasets for the Customer Support, Scientific, and Legal Domains are available at <https://huggingface.co/datasets/PrimeQA/TechQA/tree/main>, <https://github.com/allenai/scibert/tree/master/data>, and <https://github.com/TheAtticusProject/cuad/blob/main/data.zip> respectively.

Code availability

We release the code, datasets used, and models at <https://anonymous.4open.science/r/NMI-Submission-3E87> for reference.

References

- [1] Arumae, K., Sun, Q., Bhatia, P.: An empirical investigation towards efficient multi-domain language model pre-training. In: Proceedings of the 2020 Conference on Empirical Methods in Natural Language Processing (EMNLP), pp. 4854–4864 (2020)
- [2] Gururangan, S., Marasović, A., Swayamdipta, S., Lo, K., Beltagy, I., Downey, D., Smith, N.A.: Don’t stop pretraining: Adapt language models to domains and tasks. In: Proceedings of the 58th Annual Meeting of the Association for Computational Linguistics, pp. 8342–8360. Association for Computational Linguistics, Online (2020). <https://doi.org/10.18653/v1/2020.acl-main.740> . <https://aclanthology.org/2020.acl-main.740>
- [3] Hendrycks, D., Burns, C., Chen, A., Ball, S.: Cuad: An expert-annotated nlp dataset for legal contract review. NeurIPS (2021)
- [4] Beltagy, I., Lo, K., Cohan, A.: Scibert: A pretrained language model for scientific text. In: Proceedings of the 2019 Conference on Empirical Methods in Natural Language Processing and the 9th International Joint Conference on Natural Language Processing (EMNLP-IJCNLP), pp. 3615–3620 (2019)
- [5] Nandy, A., Sharma, S., Maddhashiya, S., Sachdeva, K., Goyal, P., Ganguly, N.: Question answering over electronic devices: A new benchmark dataset and a multi-task learning based QA framework. In: Findings of the Association

- for Computational Linguistics: EMNLP 2021, pp. 4600–4609. Association for Computational Linguistics, Punta Cana, Dominican Republic (2021). <https://aclanthology.org/2021.findings-emnlp.392>
- [6] Liu, Y., Ott, M., Goyal, N., Du, J., Joshi, M., Chen, D., Levy, O., Lewis, M., Zettlemoyer, L., Stoyanov, V.: Roberta: A robustly optimized bert pretraining approach. arXiv preprint arXiv:1907.11692 (2019)
- [7] Devlin, J., Chang, M.-W., Lee, K., Toutanova, K.: BERT: Pre-training of deep bidirectional transformers for language understanding. In: Proceedings of the 2019 Conference of the North American Chapter of the Association for Computational Linguistics: Human Language Technologies, Volume 1 (Long and Short Papers), pp. 4171–4186. Association for Computational Linguistics, Minneapolis, Minnesota (2019). <https://doi.org/10.18653/v1/N19-1423> . <https://aclanthology.org/N19-1423>
- [8] Lan, Z., Chen, M., Goodman, S., Gimpel, K., Sharma, P., Soricut, R.: Albert: A lite bert for self-supervised learning of language representations. In: International Conference on Learning Representations (2019)
- [9] Borchert, F., Lohr, C., Modersohn, L., Langer, T., Follmann, M., Sachs, J.P., Hahn, U., Schapranow, M.-P.: Ggponc: A corpus of german medical text with rich metadata based on clinical practice guidelines. In: Proceedings of the 11th International Workshop on Health Text Mining and Information Analysis, pp. 38–48 (2020)
- [10] Borchert, F., Lohr, C., Modersohn, L., Witt, J., Langer, T., Follmann, M., Getzelt, M., Arnrich, B., Hahn, U., Schapranow, M.-P.: Ggponc 2.0—the german clinical guideline corpus for oncology: Curation workflow, annotation policy, baseline ner taggers. In: Proceedings of the Thirteenth Language Resources and Evaluation Conference, pp. 3650–3660 (2022)
- [11] Lipscomb, C.E.: Medical subject headings (mesh). *Bulletin of the Medical Library Association* **88**(3), 265 (2000)
- [12] Margiotta, D., Croce, D., Rotoloni, M., Cacciamani, B., Basili, R.: Knowledge-based neural pre-training for intelligent document management. In: Bandini, S., Gasparini, F., Mascardi, V., Palmonari, M., Vizzari, G. (eds.) *AIXIA 2021 – Advances in Artificial Intelligence*, pp. 564–579. Springer, Cham (2022)
- [13] Karamanolakis, G., Ma, J., Dong, X.L.: Textract: Taxonomy-aware knowledge extraction for thousands of product categories. In: Proceedings of the 58th Annual Meeting of the Association for Computational Linguistics, pp. 8489–8502 (2020)
- [14] Yasunaga, M., Leskovec, J., Liang, P.: Linkbert: Pretraining language models with document links. In: Proceedings of the 60th Annual Meeting of the Association for Computational Linguistics (Volume 1: Long Papers), pp. 8003–8016 (2022)

- [15] Malkiel, I., Ginzburg, D., Barkan, O., Caciularu, A., Weill, Y., Koenigstein, N.: Metricbert: Text representation learning via self-supervised triplet training. In: ICASSP 2022-2022 IEEE International Conference on Acoustics, Speech and Signal Processing (ICASSP), pp. 1–5 (2022). IEEE
- [16] Zhang, X., Wei, F., Zhou, M.: HIBERT: Document level pre-training of hierarchical bidirectional transformers for document summarization. In: Proceedings of the 57th Annual Meeting of the Association for Computational Linguistics, pp. 5059–5069. Association for Computational Linguistics, Florence, Italy (2019). <https://doi.org/10.18653/v1/P19-1499> . <https://aclanthology.org/P19-1499>
- [17] Reimers, N., Gurevych, I.: Sentence-bert: Sentence embeddings using siamese bert-networks. In: Proceedings of the 2019 Conference on Empirical Methods in Natural Language Processing and the 9th International Joint Conference on Natural Language Processing (EMNLP-IJCNLP), pp. 3982–3992 (2019)
- [18] Chen, C., Yin, Y., Shang, L., Jiang, X., Qin, Y., Wang, F., Wang, Z., Chen, X., Liu, Z., Liu, Q.: bert2BERT: Towards reusable pretrained language models. In: Proceedings of the 60th Annual Meeting of the Association for Computational Linguistics (Volume 1: Long Papers), pp. 2134–2148. Association for Computational Linguistics, Dublin, Ireland (2022). <https://doi.org/10.18653/v1/2022.acl-long.151> . <https://aclanthology.org/2022.acl-long.151>
- [19] Li, J., Sun, Y., Johnson, R.J., Sciaky, D., Wei, C.-H., Leaman, R., Davis, A.P., Mattingly, C.J., Wieggers, T.C., Lu, Z.: BioCreative V CDR task corpus: a resource for chemical disease relation extraction. Database **2016** (2016) <https://doi.org/10.1093/database/baw068> <https://academic.oup.com/database/article-pdf/doi/10.1093/database/baw068/8224483/baw068.pdf>. baw068
- [20] Kim, J.-D., Ohta, T., Tsuruoka, Y., Tateisi, Y., Collier, N.: Introduction to the bio-entity recognition task at jnlpba. In: Proceedings of the International Joint Workshop on Natural Language Processing in Biomedicine and Its Applications, pp. 70–75 (2004). Citeseer
- [21] Doğan, R.I., Leaman, R., Lu, Z.: Ncbi disease corpus: a resource for disease name recognition and concept normalization. Journal of biomedical informatics **47**, 1–10 (2014)
- [22] Kringelum, J., Kjaerulff, S.K., Brunak, S., Lund, O., Oprea, T.I., Taboureau, O.: Chemprot-3.0: a global chemical biology diseases mapping. Database: The Journal of Biological Databases and Curation **2016** (2016)
- [23] Luan, Y., He, L., Ostendorf, M., Hajishirzi, H.: Multi-task identification of entities, relations, and coreference for scientific knowledge graph construction. In: Proceedings of the 2018 Conference on Empirical Methods in Natural Language Processing, pp. 3219–3232 (2018)

- [24] Cohan, A., Ammar, W., Zuylen, M., Cady, F.: Structural scaffolds for citation intent classification in scientific publications. In: Proceedings of the 2019 Conference of the North American Chapter of the Association for Computational Linguistics: Human Language Technologies, Volume 1 (Long and Short Papers), pp. 3586–3596 (2019)
- [25] Loshchilov, I., Hutter, F.: Decoupled weight decay regularization. In: International Conference on Learning Representations (2018)
- [26] Castelli, V., Chakravarti, R., Dana, S., Ferritto, A., Florian, R., Franz, M., Garg, D., Khandelwal, D., McCarley, J.S., McCawley, M., Nasr, M., Pan, L., Pendus, C., Pitrelli, J.F., Pujar, S., Roukos, S., Sakrajda, A., Sil, A., Uceda-Sosa, R., Ward, T., Zhang, R.: The techqa dataset. In: Jurafsky, D., Chai, J., Schluter, N., Tetreault, J.R. (eds.) Proceedings of the 58th Annual Meeting of the Association for Computational Linguistics, ACL 2020, Online, July 5-10, 2020, pp. 1269–1278. Association for Computational Linguistics, ??? (2020). <https://doi.org/10.18653/v1/2020.acl-main.117> . <https://doi.org/10.18653/v1/2020.acl-main.117>
- [27] Rajpurkar, P., Jia, R., Liang, P.: Know what you don’t know: Unanswerable questions for squad. In: Proceedings of the 56th Annual Meeting of the Association for Computational Linguistics (Volume 2: Short Papers), pp. 784–789 (2018)
- [28] Beltagy, I., Peters, M.E., Cohan, A.: Longformer: The long-document transformer. arXiv preprint arXiv:2004.05150 (2020)
- [29] Giorgi, J.M., Nitski, O., Wang, B., Bader, G.D.: Declutr: Deep contrastive learning for unsupervised textual representations. In: Zong, C., Xia, F., Li, W., Navigli, R. (eds.) Proceedings of the 59th Annual Meeting of the Association for Computational Linguistics and the 11th International Joint Conference on Natural Language Processing, ACL/IJCNLP 2021, (Volume 1: Long Papers), Virtual Event, August 1-6, 2021, pp. 879–895. Association for Computational Linguistics, ??? (2021). <https://doi.org/10.18653/v1/2021.acl-long.72> . <https://doi.org/10.18653/v1/2021.acl-long.72>
- [30] Yan, Y., Li, R., Wang, S., Zhang, F., Wu, W., Xu, W.: Consert: A contrastive framework for self-supervised sentence representation transfer. In: Zong, C., Xia, F., Li, W., Navigli, R. (eds.) Proceedings of the 59th Annual Meeting of the Association for Computational Linguistics and the 11th International Joint Conference on Natural Language Processing, ACL/IJCNLP 2021, (Volume 1: Long Papers), Virtual Event, August 1-6, 2021, pp. 5065–5075. Association for Computational Linguistics, ??? (2021). <https://doi.org/10.18653/v1/2021.acl-long.393> . <https://doi.org/10.18653/v1/2021.acl-long.393>
- [31] Cohan, A., Feldman, S., Beltagy, I., Downey, D., Weld, D.S.: SPECTER: Document-level Representation Learning using Citation-informed Transformers. In: ACL (2020)

- [32] Rajpurkar, P., Zhang, J., Lopyrev, K., Liang, P.: Squad: 100,000+ questions for machine comprehension of text. In: Proceedings of the 2016 Conference on Empirical Methods in Natural Language Processing, pp. 2383–2392 (2016)
- [33] Wang, A., Singh, A., Michael, J., Hill, F., Levy, O., Bowman, S.: GLUE: A multi-task benchmark and analysis platform for natural language understanding. In: Proceedings of the 2018 EMNLP Workshop BlackboxNLP: Analyzing and Interpreting Neural Networks For NLP, pp. 353–355. Association for Computational Linguistics, Brussels, Belgium (2018). <https://doi.org/10.18653/v1/W18-5446> . <https://aclanthology.org/W18-5446>
- [34] Wu, C., Wu, F., Qi, T., Huang, Y.: NoisyTune: A little noise can help you finetune pretrained language models better. In: Proceedings of the 60th Annual Meeting of the Association for Computational Linguistics (Volume 2: Short Papers), pp. 680–685. Association for Computational Linguistics, Dublin, Ireland (2022). <https://doi.org/10.18653/v1/2022.acl-short.76> . <https://aclanthology.org/2022.acl-short.76>
- [35] Grootendorst, M.: Bertopic: Neural topic modeling with a class-based tf-idf procedure. arXiv preprint arXiv:2203.05794 (2022)
- [36] Hu, E.J., shen, Wallis, P., Allen-Zhu, Z., Li, Y., Wang, S., Wang, L., Chen, W.: LoRA: Low-rank adaptation of large language models. In: International Conference on Learning Representations (2022). <https://openreview.net/forum?id=nZeVKeeFYf9>
- [37] GPT-3.5 Turbo Documentation. <https://platform.openai.com/docs/models/gpt-3-5>
- [38] Tenney, I., Das, D., Pavlick, E.: BERT rediscovers the classical NLP pipeline. In: Proceedings of the 57th Annual Meeting of the Association for Computational Linguistics, pp. 4593–4601. Association for Computational Linguistics, Florence, Italy (2019). <https://doi.org/10.18653/v1/P19-1452> . <https://aclanthology.org/P19-1452>
- [39] Aken, B., Winter, B., Löser, A., Gers, F.A.: How does bert answer questions? a layer-wise analysis of transformer representations. In: Proceedings of the 28th ACM International Conference on Information and Knowledge Management. CIKM '19, pp. 1823–1832. Association for Computing Machinery, New York, NY, USA (2019). <https://doi.org/10.1145/3357384.3358028> . <https://doi.org/10.1145/3357384.3358028>
- [40] Caruana, R.: Multitask learning: A knowledge-based source of inductive bias. In: Proceedings of the Tenth International Conference on Machine Learning, pp. 41–48. Morgan Kaufmann, ??? (1993)
- [41] Silla, C.N., Freitas, A.A.: A survey of hierarchical classification across different

- application domains. *Data Mining and Knowledge Discovery* **22**(1), 31–72 (2011)
- [42] Ostendorff, M., Rethmeier, N., Augenstein, I., Gipp, B., Rehm, G.: Neighborhood contrastive learning for scientific document representations with citation embeddings. arXiv preprint arXiv:2202.06671 (2022)
- [43] Chalkidis, I., Fergadiotis, M., Malakasiotis, P., Androutsopoulos, I.: Large-scale multi-label text classification on EU legislation. In: Proceedings of the 57th Annual Meeting of the Association for Computational Linguistics, pp. 6314–6322. Association for Computational Linguistics, Florence, Italy (2019). <https://doi.org/10.18653/v1/P19-1636> . <https://www.aclweb.org/anthology/P19-1636>
- [44] Loza Mencia, E., Fürnkranz, J., loza: EUR-Lex Dataset. Technical University of Darmstadt (2010). <https://tudatalib.ulb.tu-darmstadt.de/handle/tudatalib/2937>
- [45] Wang, D., Ding, N., Li, P., Zheng, H.: CLINE: Contrastive learning with semantic negative examples for natural language understanding. In: Proceedings of the 59th Annual Meeting of the Association for Computational Linguistics and the 11th International Joint Conference on Natural Language Processing (Volume 1: Long Papers), pp. 2332–2342. Association for Computational Linguistics, Online (2021). <https://doi.org/10.18653/v1/2021.acl-long.181> . <https://aclanthology.org/2021.acl-long.181>
- [46] Chalkidis, I., Fergadiotis, M., Malakasiotis, P., Aletras, N., Androutsopoulos, I.: Legal-bert: The muppets straight out of law school. In: Findings of the Association for Computational Linguistics: EMNLP 2020, pp. 2898–2904 (2020)
- [47] Lee, J., Yoon, W., Kim, S., Kim, D., Kim, S., So, C.H., Kang, J.: Biobert: a pre-trained biomedical language representation model for biomedical text mining. *Bioinformatics* **36**(4), 1234–1240 (2020)
- [48] Barkan, O., Caciularu, A., Rejwan, I., Katz, O., Weill, J., Malkiel, I., Koenigstein, N.: Representation Learning via Variational Bayesian Networks, pp. 78–88. Association for Computing Machinery, New York, NY, USA (2021). <https://doi.org/10.1145/3459637.3482363>
- [49] Barkan, O., Rejwan, I., Caciularu, A., Koenigstein, N.: Bayesian hierarchical words representation learning. In: Proceedings of the 58th Annual Meeting of the Association for Computational Linguistics, pp. 3871–3877. Association for Computational Linguistics, Online (2020). <https://doi.org/10.18653/v1/2020.acl-main.356> . <https://aclanthology.org/2020.acl-main.356>
- [50] Sanh, V., Debut, L., Chaumond, J., Wolf, T.: Distilbert, a distilled version of bert: smaller, faster, cheaper and lighter. arXiv preprint arXiv:1910.01108 (2019)
- [51] Sohn, K.: Improved deep metric learning with multi-class n-pair loss objective.

- Advances in neural information processing systems **29**, 1857–1865 (2016)
- [52] Kurakin, A., Goodfellow, I., Bengio, S., et al.: Adversarial examples in the physical world (2016)
- [53] Miller, G.A.: Wordnet: A lexical database for english. *Commun. ACM* **38**(11), 39–41 (1995) <https://doi.org/10.1145/219717.219748>
- [54] Ginzburg, D., Malkiel, I., Barkan, O., Caciularu, A., Koenigstein, N.: Self-supervised document similarity ranking via contextualized language models and hierarchical inference. In: *Findings of the Association for Computational Linguistics: ACL-IJCNLP 2021*, pp. 3088–3098. Association for Computational Linguistics, Online (2021). <https://doi.org/10.18653/v1/2021.findings-acl.272> . <https://aclanthology.org/2021.findings-acl.272>
- [55] Caciularu, A., Cohan, A., Beltagy, I., Peters, M.E., Cattan, A., Dagan, I.: Cdlm: Cross-document language modeling. In: *Findings of the Association for Computational Linguistics: EMNLP 2021*, pp. 2648–2662 (2021)
- [56] Nogueira, R., Lin, J., Epistemic, A.: From doc2query to docttttquery. Online preprint (2019)
- [57] Lin, C.-Y.: ROUGE: A package for automatic evaluation of summaries. In: *Text Summarization Branches Out*, pp. 74–81. Association for Computational Linguistics, Barcelona, Spain (2004). <https://aclanthology.org/W04-1013>
- [58] Clark, E., Celikyilmaz, A., Smith, N.A.: Sentence mover’s similarity: Automatic evaluation for multi-sentence texts. In: *Proceedings of the 57th Annual Meeting of the Association for Computational Linguistics*, pp. 2748–2760 (2019)
- [59] Geng, S., Lebrecht, R., Aberer, K.: Legal transformer models may not always help. arXiv preprint arXiv:2109.06862 (2021)
- [60] Le, Q., Mikolov, T.: Distributed representations of sentences and documents. In: *International Conference on Machine Learning*, pp. 1188–1196 (2014). PMLR
- [61] Mikolov, T., Chen, K., Corrado, G., Dean, J.: Efficient estimation of word representations in vector space. In: Bengio, Y., LeCun, Y. (eds.) *1st International Conference on Learning Representations, ICLR 2013, Scottsdale, Arizona, USA, May 2-4, 2013, Workshop Track Proceedings* (2013). <http://arxiv.org/abs/1301.3781>

Supplementary Material

The Supplementary Material is organized in the same sectional format as the main paper. The additional material of a section is put in the corresponding section of the Supplementary Material so that it becomes easier for the reader to find the relevant

information. Some sections and subsections may not have supplementary material so only their name is mentioned. The page numbers are in continuation from the Main Paper’s end page number.

Appendix A Introduction

Appendix B Results

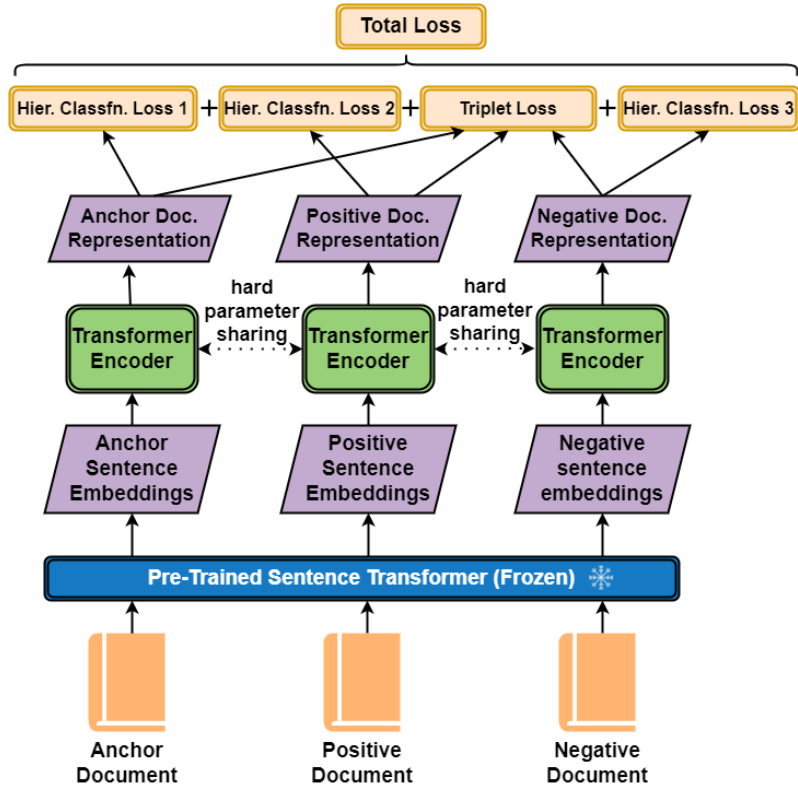


Figure B1: Depiction of *FastDoc*. Anchor, Positive, and Negative Documents are encoded using a Sentence Transformer, followed by a transformer encoder, to give document representations. A combination of Triplet and Hierarchical Classification Losses is used to get the Total Loss

B.1 Pre-training Compute of *FastDoc* relative to the baselines

Clarification of calculation of pre-training compute of SciBERT

We would like to present the following evidence accompanied by suitable reasoning in support of the calculated value of the pre-training compute -

1. The blog referred to in Footnote 5 of [4] (<https://timdettmers.com/2018/10/17/tpus-vs-gpus-for-transformers-bert/>), titled “TPUs vs GPUs for Transformers (BERT)”, discusses the compute requirements for BERT-LARGE and BERT-BASE using different GPU and TPU configurations and specifications. A line from a section of the blog titled “BERT Training Time Estimate for GPUs” states - “On an 8 GPU machine for V100/RTX 2080 Tis with any software and any parallelization algorithm (PyTorch, TensorFlow) one can expect to train BERT-LARGE in 21 days or 34 days”. This does not match the sentence in the footnote, which suggests that it is expected to take 40-70 days for pre-training on an 8 GPU machine. Hence, we believe that the sentence in the footnote does not correspond to BERT-LARGE, rather, it intuitively corresponds to SCIBERT. The blog was referred to give the reader an idea of how a comparison of GPU and TPU is made.
2. We must mention here that the TPU versions used in Beltagy et al. [4] and Devlin et al. [7] are in all probability different. Beltagy et al. [4] reports its pre-training time corresponding to TPU v3, whereas Devlin et al. [7] does not mention the exact version of the Cloud TPU used. Also, according to the Google Cloud TPU Release Notes (https://cloud.google.com/tpu/docs/release-notes#October_10_2018) we see that the TPU v3 was first introduced (in beta release) on October 10, 2018. However, the first version of the BERT Paper was added to ArXiv (<https://arxiv.org/abs/1810.04805v1>) on October 11, 2018, just 1 day after the beta release of TPU v3 - indicating that, some earlier version of TPU was used for the pretraining experiments.

B.2 Downstream Tasks

Datasets used in our work

Table B1 lists all the downstream datasets used in our work, along with their corresponding tasks and domains.

B.2.1 Customer Support Domain

Performance on TechQA Dataset

Analyzing impact of fine-tuning on SQuAD 2.0: Table B2 shows the results on the TechQA Dataset without intermediate fine-tuning on SQuAD 2.0 Dataset. Intermediate SQuAD 2.0 fine-tuning definitively improves results for 6 out of 8 baselines, and all the *FastDoc* variants.

Additional Ablation Analysis

We perform two additional ablations on *FastDoc*(*Cus.*)*RoBERTa* - (1) We pre-train both the lower and higher-level encoders and fine-tune the lower encoder. This is referred to as *FastDoc*(*Cus.*)*RoBERTa*(*FULL*) (2) We replace the lower encoder sRoBERTa (sentence transformer) with RoBERTa-BASE (still keeping its weights frozen) and refer to it as *FastDoc*(*Cus.*)*RoBERTa*(*lower - RoBERTa*).

Table B3 shows the results corresponding to the ablations and *FastDoc* on TechQA Dataset. We can see that *FastDoc* performs better than *FastDoc*(*Cus.*)*RoBERTa*(*lower - RoBERTa*) on all 3 metrics, and gives better F1 and HA_F1@1 than *FastDoc*(*Cus.*)*RoBERTa*(*FULL*).

| Domain | Task | Dataset |
|-------------------|--|----------------------------|
| Customer Support | single-span QA | TechQA |
| | multi-span QA | S10 QA Dataset |
| Scientific Domain | NER | BC5CDR JNLPBA NCBI-D |
| | Relation Classification | ChemProt SciERC |
| | Text Classification | SciCite |
| Legal Domain | Contract Review (Span-based Clause Extraction) | CUAD |

Table B1: List of all the datasets along with their corresponding tasks and domains.

S10 Question Answering Dataset. The S10 QA Dataset [5] consists of 904 question-answer pairs curated from the Samsung S10 Smartphone E-Manual⁸, along with additional information on the section of the E-Manual containing the answer. However, the answer might not be a continuous span, i.e., the answer may be present in the form of non-contiguous sentences of a section. The tasks of section and answer retrieval are performed. The dataset is divided in the ratio of 7:2:1 into training, validation, and test sets, respectively.

Fine-tuning on S10 QA Dataset: The S10 Dataset is accompanied by 2 sub-tasks - (a) **Section Retrieval** - given the question and top 10 candidate sections retrieved using BM25 IR Method [56]⁹, the task is to find out the section that contains the answer. (b) **Answer Retrieval** - Given a question and the relevant E-Manual section, the task is to retrieve the answer to the question. For section retrieval, a (question, candidate section) pair separated by special tokens (‘[CLS]’ and ‘[SEP]’ in case of BERT [7] and ‘<s>’ and ‘</s>’ in case of RoBERTa [6]) is input to the model, and the ground truth is 0/1 depending on whether the section contains the answer or not. Similarly, in the case of answer retrieval, the question paired with a sentence of the section containing the answer (separated by special tokens) is the input to the model, and the ground truth is 0/1 depending on whether the sentence is a part of the answer or not. In both sub-tasks, the classification token’s (‘[CLS]’ or ‘<s>’) encoder output

⁸<https://bit.ly/36bqs5E>

⁹BM25 is better than TF-IDF used in [5]

| | F1 | HA_F1@1 | HA_F1@5 |
|--|-----------|----------------|----------------|
| BERT _{BASE} | 8.63 | 16.72 | 22.52 |
| RoBERTa _{BASE} | 13.98 | 27.1 | 43.02 |
| Longformer | 15.39 | 29.82 | 42 |
| EManuals _{BERT} | 10.1 | 19.56 | 29.87 |
| EManuals _{RoBERTa} | 13.62 | 26.38 | 38.67 |
| DeCLUTR | 12.52 | 24.26 | 29.59 |
| ConSERT | 10.78 | 20.88 | 31.55 |
| SPECTER | 0.69 | 1.34 | 7.24 |
| <i>FastDoc</i> (<i>Cus.</i>) _{BERT} (<i>hier.</i>) | 9.12 | 17.68 | 26.52 |
| <i>FastDoc</i> (<i>Cus.</i>) _{BERT} (<i>triplet</i>) | 10.76 | 20.84 | 31.81 |
| <i>FastDoc</i> (<i>Cus.</i>) _{BERT} | 7.8 | 15.11 | 24.78 |
| <i>FastDoc</i> (<i>Cus.</i>) _{RoBERTa} (<i>hier.</i>) | 13.83 | 26.8 | 37.84 |
| <i>FastDoc</i> (<i>Cus.</i>) _{RoBERTa} (<i>triplet</i>) | 12.93 | 25.06 | 40.84 |
| <i>FastDoc</i> (<i>Cus.</i>) _{RoBERTa} | 14.89 | 28.85 | 39.04 |

Table B2: Results for the QA downstream task on the TechQA Dataset, **without intermediate SQuAD 2.0 fine-tuning** (Values in red/green indicate if the values are less than/greater than the values got using intermediate SQuAD 2.0 fine-tuning)

| | F1 | HA_F1@1 | HA_F1@5 |
|---|--------------|----------------|----------------|
| <i>FastDoc</i> (<i>Cus.</i>) _{RoBERTa} (FULL) | 17.4 | 33.71 | 46.23 |
| <i>FastDoc</i> (<i>Cus.</i>) _{RoBERTa} (lower-RoBERTa) | 15.76 | 30.54 | 42.52 |
| <i>FastDoc</i> (<i>Cus.</i>) _{RoBERTa} | 17.52 | 33.94 | 44.96 |

Table B3: Additional Ablation Analysis on TechQA Dataset.

is fed to a linear layer (followed by Softmax function) to get a probability value. Fine-tuning on each of the sub-tasks yields separate models which are used during inference time for completion of the respective task.

For all the fine-tuning experiments on S10 QA Dataset, we use a batch size of 16 (except for the pre-trained DeCLUTR model with DistilRoBERTa_{BASE} backbone, where a batch size of 32 is used), and train for 4 epochs with an AdamW optimizer [25] and an initial learning rate of 4×10^{-5} , that decays linearly.

Performance on the S10 QA Dataset

Table B4 shows the performance of baselines and proposed variants on Section Retrieval and Answer Retrieval tasks on S10 QA Dataset. Results are reported on the test set, similar to Nandy et al. [5]. For **Section Retrieval** we report HITS@K - the percentage of questions for which, the section containing the ground truth answer is one of the top K retrieved sections. We report values for $K = 1, 3$. In **Answer Retrieval** a single answer is retrieved, hence HA_F1@1 is reported. The other metrics reported are (a). ROUGE-L ¹⁰ [57], and (b). Sentence and Word Mover Similarity (S+WMS) ¹¹ [58]¹².

¹⁰used <https://pypi.org/project/py-rouge/>

¹¹used <https://github.com/eaclark07/sms>

¹²ROUGE-L F1, S+WMS are reported, as all questions in the S10 QA Dataset are answerable, and these metrics make sense when each question has a ground truth answer.

We draw the following inferences from Table B4 - (1) Longformer does not perform well, as global attention does not help in learning local contexts required for answer retrieval. (2) Among the baselines, EManuals_{RoBERTa} gives the best HITS@1, RoBERTa_{BASE} gives the best ROUGE-L F1, and DeCLUTR gives the best S+WMS score and HA_F1@1. This shows that MLM and span-based contrastive learning help extract non-contiguous answer spans. (3) Similar to TechQA, *FastDoc*(*Cus.*)_{RoBERTa} variants perform better than *FastDoc*(*Cus.*)_{BERT} variants. (4) Compared to TechQA, HA_F1@1 scores on S10 QA Dataset are better, as answering questions from a single device is easier than answering questions from diverse sources. (5) In Section Retrieval, *FastDoc*(*Cus.*)_{RoBERTa} gives the best HITS@1, suggesting that, pre-training using document-level supervision helps generalize to a device not seen during pre-training. (6) *FastDoc*(*Cus.*)_{RoBERTa} gives the best ROUGE-L F1 and the second-best S+WMS score, while *FastDoc*(*Cus.*)_{RoBERTa}(*hier.*) gives the best S+WMS score, and the second-best ROUGE-L F1 and HA_F1@1, as mapping documents to hierarchical labels during pre-training can generalize to the context of a device E-Manual not seen during pre-training. The hierarchy is particularly robust due to the variety in hierarchical labels. Combining it with triplet loss improves the lexical context, as can be seen from the value of ROUGE-L F1.

| | HITS@K | | Answer Retrieval | | |
|--|--------------|--------------|------------------|--------------|--------------|
| | K = 1 | K = 3 | ROUGE -L F1 | S+ WMS | HA_ F1@1 |
| BERT _{BASE} | 76.67 | 91.11 | 0.792 | 0.411 | 44.87 |
| RoBERTa _{BASE} | 80 | 93.33 | 0.812 | 0.454 | 45.39 |
| Longformer | 75.56 | 93.33 | 0.768 | 0.415 | 41.1 |
| EManuals _{BERT} | <u>81.11</u> | 93.33 | 0.8 | 0.429 | 44.25 |
| EManuals _{RoBERTa} | 82.22 | 93.33 | <u>0.82</u> | 0.444 | 44.73 |
| DeCLUTr | 76.67 | <u>92.22</u> | 0.818 | 0.455 | 46.71 |
| ConSERT | 78.89 | <u>92.22</u> | 0.778 | 0.389 | 40.85 |
| SPECTER | 77.78 | 93.33 | 0.802 | 0.429 | 43.59 |
| <i>FastDoc</i> (<i>Cus.</i>) _{BERT} (<i>hier.</i>) | <u>81.11</u> | 93.33 | 0.791 | 0.427 | 43.18 |
| <i>FastDoc</i> (<i>Cus.</i>) _{BERT} (<i>triplet</i>) | 77.78 | 93.33 | 0.798 | 0.419 | 42.93 |
| <i>FastDoc</i> (<i>Cus.</i>) _{BERT} | 78.89 | 93.33 | 0.79 | 0.412 | 41.75 |
| <i>FastDoc</i> (<i>Cus.</i>) _{RoBERTa} (<i>hier.</i>) | 78.89 | <u>92.22</u> | <u>0.82</u> | 0.478 | <u>46.69</u> |
| <i>FastDoc</i> (<i>Cus.</i>) _{RoBERTa} (<i>triplet</i>) | 80 | 93.33 | 0.811 | 0.437 | 43.78 |
| <i>FastDoc</i> (<i>Cus.</i>) _{RoBERTa} | 82.22 | 93.33 | 0.828 | <u>0.463</u> | 46.22 |

Table B4: Results on the S10 QA Dataset (Best value for each metric is marked in bold, while the second-best value is underlined).

Qualitative Analysis of answers predicted by a proposed variant and a baseline

We discuss qualitative results with 2 questions from TechQA Dataset and 1 question from S10 QA Dataset and the answers *FastDoc*_{RoBERTa} and a consistently well-performing baseline EManuals_{RoBERTa}¹³ provide for each question. These questions, ground truth and predicted answers are listed in Table B5. The first question is a procedural question (‘How’ type), where both models give extra information w.r.t

¹³Note that even though Longformer performs well on TechQA, it does not perform well on S10 QA Dataset. For compactness, we chose only one best performing baselines. However, the illustrations will be similar.

| Dataset | Question | Ground Truth Answer | <i>FastDoc(Cus.)</i> _{RoBERTa} | EManuals _{RoBERTa} |
|----------------|--|--|--|--|
| | We are using Portal Server 8.5 and when starting the Portal server we see following error:\n\n000005eMBeanStarter E com.ibm.wps.scripting.server. MBeanStarter loadExtensions failed to load extension: key: ServerExt.applications / value: com.ibm.wps.scripting.server. Application-ServerExtensions How can we resolve this error? | A code fix for this issue is integrated into the WebSphere\n Portal & WCM Combined Cumulative Fix 05 (PI31198 [http://www-01.ibm.com/support/docview.wss?uid=swg1PI31198]) for Portal 8.5.0.0 available from Fix Central: | A code fix for this issue is integrated into the WebSphere\n Portal & WCM Combined Cumulative Fix 05 (PI31198 [http://www-01.ibm.com/support/docview.wss?uid=swg1PI31198]) for Portal\n 8.5.0.0 available from Fix Central: <LONG URL> | A code fix for this issue is integrated into the WebSphere\n Portal & WCM Combined Cumulative Fix 06 (PI36060 [http://www-01.ibm.com/support/docview.wss?uid=swg1PI36060]) for Portal\n 8.5.0.0 available from Fix Central: <LONG URL> |
| TechQA Dataset | I have made changes to a WSDL stored in DP local filesystem. How can I make the WSP reflect this change since DataPower Gateway 7.1.0 WebService Proxy WebGUI doesn't offer the \"Refresh\" button anymore? Is there a best practice to refresh the WSP if I modified my WSDL? | In a WS Proxy , you can refresh WSDL from an URL using WSDL Cache policy. However, if the WSDL is hosted on the DataPower appliance, such as in local:///, rather than on an external URL, the WSDL Cache Policy does not apply. For instance, changes made to local://test.wsdl are not picked up by WS Proxy To refresh a WSDL in the local:/// directory, disable and re-enable the service. | To minimize the impact of this issue, consider creating additional WS-Proxies to reduce the number of WSDLs per proxy. | Add/remove the WSDL from the WSP Gateway each time you change the WSDL. 2) Add one char to the user summary and then backspace it. The apply button will be enabled now. 3) Add a WSDL Cache Policy. |
| S10 QA Dataset | I need the registered fingerprint list. Where can I find this? | From Settings, tap Biometrics and security > Fingerprints for the following options: The list of registered fingerprints is at the top of this list. You can tap a fingerprint to remove or rename it. | Add, delete, and rename fingerprints. From Settings, tap Biometrics and security > Fingerprints for the following options: The list of registered fingerprints is at the top of this list. You can tap a fingerprint to remove or rename it. | Use fingerprint recognition to verify your identity in supported apps and actions. From Settings, tap Biometrics and security > Fingerprints. This is not available on the Galaxy S10e. This is only available on the Galaxy S10e. |

Table B5: Qualitative Analysis of answers predicted by *FastDoc(Cus.)*_{RoBERTa} and the EManuals_{RoBERTa} baseline on the TechQA and S10 QA Datasets. (The parts in green overlap with the ground truth, and the parts in red do not overlap.)

the ground truth. However, *FastDoc*_{RoBERTa} performs better in extracting the exact number corresponding to the ‘Fix’ which EManuals_{RoBERTa} misses. The second question is in essence two questions together where one is procedural (‘How type’) and the other is factual (‘Is’ type) question. Both the models output short answers that have minimal overlap with the ground truth, suggesting that it is difficult to answer multiple questions of different types at one go. However, *FastDoc*_{RoBERTa} is nearer to the answer, as it suggests the issue is related to ‘WS-Proxies’ (mentioned in the ground truth), but that does not appear in the baseline’s answer. The third question is a location-based question (‘Where’ type). *FastDoc*_{RoBERTa} answers it almost correctly, with just some extra information on the paragraph containing the answer, whereas the baseline confuses ‘fingerprint list’ for ‘fingerprint recognition’. The observations point to the proposition that *FastDoc*_{RoBERTa} performs better at extracting numerical entities, tackling multiple questions in a sample, and answering location-based questions.

B.2.2 Scientific Domain

Since recent works have used citations as a similarity signal, we report the performance of *FastDoc* using citations as a similarity signal in Table B6. This gives a

satisfactory performance, showing that *FastDoc* works on different metadata types. However, on average, a system using citations does not perform as well as when using “primary category”. In line with the recent works on Contrastive Learning, we apply *FastDoc* on triplets sampled using citations as a similarity signal and denote it as $\mathbf{FastDoc}(Sci.-Cit.)_{BERT}$. We can see in Table B6 that on an average, $\mathbf{FastDoc}(Sci.)_{BERT}$ performs better than $\mathbf{FastDoc}(Sci.-Cit.)_{BERT}$.

| Field | Task | Dataset | $\mathbf{FastDoc}(Sci.-Cit.)_{BERT}$ | $\mathbf{FastDoc}(Sci.)_{BERT}$ |
|---------|------|----------|--------------------------------------|---------------------------------|
| BIO | NER | BC5CDR | 87.55 | 87.81 |
| | | JNLPBA | 75.9 | 75.84 |
| | | NCBI-D | 85.12 | 84.33 |
| | REL | ChemProt | 73.8 | 80.48 |
| CS | REL | SciERC | 80.8 | 78.95 |
| Multi | CLS | SciCite | 84.13 | 83.59 |
| AVERAGE | | | 81.22 | 81.83 |

Table B6: $\mathbf{FastDoc}(Sci.)_{BERT}$ vs. $\mathbf{FastDoc}(Sci.-Cit.)_{BERT}$ in tasks presented in [4]. We report macro F1 for NER (span-level), and for REL and CLS (sentence-level), except for ChemProt, where we report micro F1.

Comparison with GPT-3.5

We compare *FastDoc* with GPT-3.5 in the zero and one-shot settings for some tasks in the Scientific Domain in Tables B7 and B8 respectively. We can see that our proposed *FastDoc* performs much better compared to the highly capable and much larger GPT-3.5 in both zero and one-shot settings.

| Field | Task | Dataset | $\mathbf{FastDoc}(Sci.)_{BERT}$ | GPT-3.5 (Zero-Shot) |
|-------|------|----------|---------------------------------|----------------------------|
| BIO | NER | BC5CDR | 87.81 | 56.04 (-36.18%) |
| | | JNLPBA | 75.84 | 41.25 (-45.61%) |
| | | NCBI-D | 84.33 | 50.49 (-40.13%) |
| | REL | ChemProt | 80.48 | 34.16 (-57.56%) |

Table B7: Results of *FastDoc* vs. zero-shot GPT-3.5 on some of the tasks presented in [4].

| Field | Task | Dataset | $\mathbf{FastDoc}(Sci.)_{BERT}$ | GPT-3.5 (One-Shot) |
|-------|------|----------|---------------------------------|---------------------------|
| | REL | ChemProt | 80.48 | 48.64 (-39.56%) |

Table B8: Results of *FastDoc* vs. one-shot GPT-3.5 on some of the tasks presented in [4].

B.2.3 Legal Domain

CUAD (Contract Understanding Atticus Dataset) [3], which is annotated by legal experts, is used for the downstream task of Legal Contract Review. It consists of 13, 101 clauses across 41 types of clauses annotated from 510 contracts. Given a contract, for each type of clause, the task requires extracting relevant clauses as spans of text related to the clause type. The dataset is split 80/20 into train/test, with a small validation set for the preliminary experiments to perform hyperparameter grid search.

Fine-tuning Setup. We fine-tune and evaluate on the Contract Review Task on CUAD. The hyperparameters are the same as that in Hendrycks et al. [3].

Baselines: We use the baselines from Hendrycks et al. [3] - $BERT_{BASE}$, $RoBERTa_{BASE}$, $RoBERTa_{BASE}$ + Contracts Pre-training (domain-specific pre-training of $RoBERTa_{BASE}$ on approximately 8GB of unlabeled contracts collected from the EDGAR database). Also, we use LEGAL-BERT-FP [46] and LEGAL- $RoBERTa_{BASE}$ [59] as additional baselines.

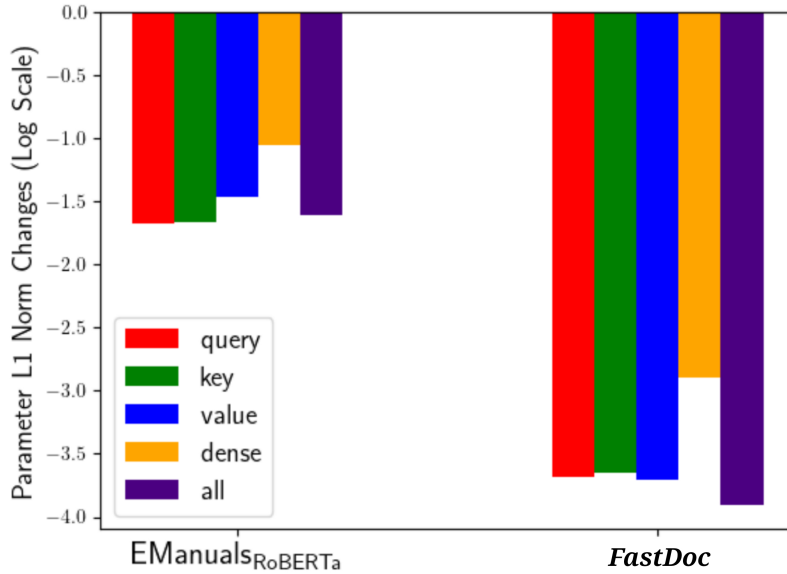
Performance on CUAD Dataset

| Model | AUPR | Precision@ 80% Recall) |
|--|-------------|---------------------------|
| $BERT_{BASE}$ | 32.4 | 8.2 |
| LEGAL-BERT-FP | 32.6 | 21.16 |
| $RoBERTa_{BASE}$ | 42.6 | 31.1 |
| LEGAL- $RoBERTa_{BASE}$ | 42.9 | 31.7 |
| $RoBERTa_{BASE}$ + Contracts Pre-training | 45.2 | 34.1 |
| <i>FastDoc(Leg.)$_{BERT}$(triplet)</i> | 32.5 | 8.3 |
| <i>FastDoc(Leg.)$_{BERT}$(hier.)</i> | 32.8 | 9.4 |
| <i>FastDoc(Leg.)$_{BERT}$</i> | 32.6 | 9.4 |
| <i>FastDoc(Leg.)$_{RoBERTa}$(triplet)</i> | 42.4 | 32.7 |
| <i>FastDoc(Leg.)$_{RoBERTa}$(hier.)</i> | 42 | 32.3 |
| <i>FastDoc(Leg.)$_{RoBERTa}$</i> | 44.8 | 34.6 |

Table B9: *FastDoc(Leg.)* and its variants vs. baselines in Contract Review task on CUAD (AUPR - Area Under Precision-Recall Curve).

From Table B9, we infer that - (1) All *FastDoc(Leg.) $_{BERT}$* variants perform better than $BERT_{BASE}$, and *FastDoc(Leg.) $_{RoBERTa}$* performs better than $RoBERTa_{BASE}$ and Legal- $RoBERTa_{BASE}$. (2) *FastDoc(Leg.) $_{RoBERTa}$* gives the best Precision@80% Recall, and the second-best AUPR, even though *FastDoc* uses negligible domain-specific pre-training data compared to the baselines.

Figure B2: Relative change (in Log_{10} Scale) in the L1-norm of different types of parameters during pre-training via MLM vs. *FastDoc*.



B.3 Analysis and Ablation

B.3.1 Catastrophic Forgetting in open-domain

B.3.2 Absence of document supervision

Tables B10 and B11 show the downstream task results of *FastDoc* with and without the existing document metadata and taxonomy, compared with that of a well-performing baseline.

| Dataset | SciBERT | <i>FastDoc</i> (3 hier. levels) | <i>FastDoc</i> (w/o est. meta, tax. 3 hier. levels) | <i>FastDoc</i> (w/o est. meta, tax. 11 hier. levels) |
|----------|--------------|------------------------------------|---|--|
| BC5CDR | 85.55 | 87.81 | 87.6 | 87.88 |
| JNLPBA | 59.5 | 75.84 | 75.91 | 76.06 |
| NCBI-D | 91.03 | 84.33 | 85.02 | 85.05 |
| ChemProt | 78.55 | 80.48 | 76.9 | 76.6 |
| SciERC | 74.3 | 78.95 | 79.26 | 81.21 |
| SciCite | 84.44 | 83.59 | 83.6 | 83.6 |

Table B10: Results of *FastDoc* on tasks mentioned in [4] in Scientific Domain with and without established domain-specific document metadata and taxonomy, compared to a well-performing baseline

| Model | AUPR | Precision@ 80% Recall |
|---|-------------------------|--------------------------|
| RoBERTa _{BASE} + Contracts Pre-training | 45.2 | 34.1 |
| FastDoc (Leg.) _{RoBERTa} (4 hier. levels) | 44.8 (-0.88%) | 34.6 (+1.47%) |
| FastDoc (Leg.) _{RoBERTa} (w/o est. meta., tax., 4 hier. levels) | 46.7 (+3.32%) | 38.7 (+13.49%) |
| FastDoc (Leg.) _{RoBERTa} (w/o est. meta., tax., 17 hier. levels) | 47.9 (+5.97%) | 42 (+23.17%) |

Table B11: Results of **FastDoc** on CUAD Dataset in Legal Domain with and without established domain-specific document metadata and taxonomy, compared to a well-performing baseline

B.3.3 Analysis of the interoperability of embeddings

Interoperability of pre-trained encoder parameters for input token and sentence embeddings

We present experiments and observations to support the surprising interoperability of input embeddings, in response to the following research questions -

*Q1. How does **FastDoc** learn local context?*

Nature of pre-training inputs: We contrast the paragraph-level similarity between similar and dissimilar input documents used during pre-training. Given a pair of E-Manuals (from the Customer Support Domain), each paragraph in the two E-Manuals is converted to a fixed-size vector using Doc2Vec model [60] trained on Wikipedia, and the similarity score (cosine) with the most similar paragraph from the other E-Manual is considered as a ‘Paragraph Similarity Score’. The distribution of this score across similar and dissimilar document pairs is plotted in Fig. B3.

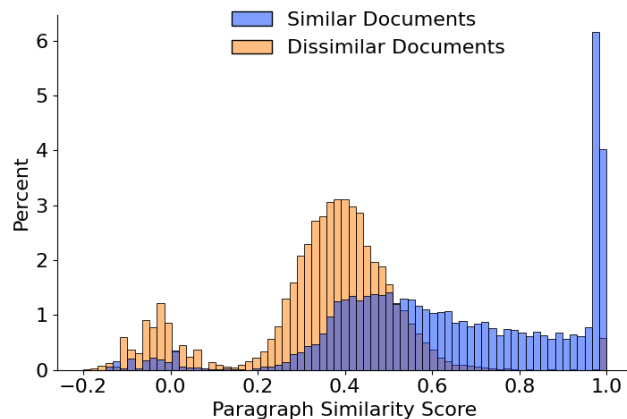


Figure B3: Distribution of ‘Paragraph Similarity Score’ across similar and dissimilar document pairs

We can infer that paragraph pairs from similar documents are skewed towards higher similarity, with more than half of the samples having a ‘Paragraph Similarity Score’ > 0.7 . The sections where the similarity is even higher are mainly the specific sections where some procedure/task is specified like ‘How to calibrate a wireless thermometer?’ or the device specifications and/or warnings about using the device/service are given, which would indirectly help the model in the downstream QA task. Similarly, (even the most similar) paragraph pairs in dissimilar documents are skewed towards lower similarity, with a majority of the samples having a ‘Paragraph Similarity Score’ < 0.5 . Thus similar documents have very-similar local (paragraph-level) contexts, suggesting that, using document-level supervision during pre-training also helps in learning local contexts.

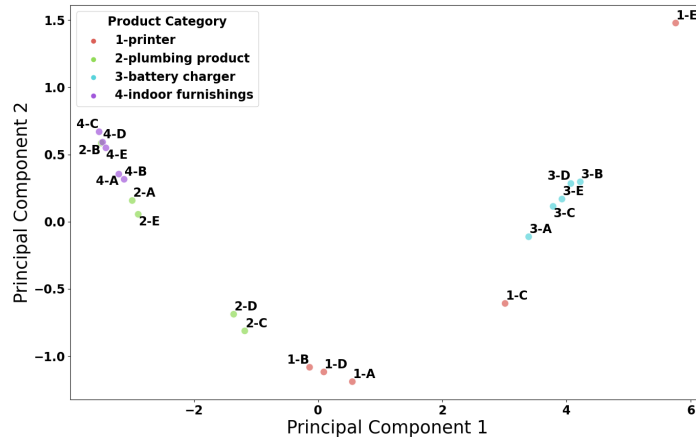
Analysis of Local Context learned using *FastDoc*: Document-level supervision using *FastDoc* performs well on token-level tasks that require learning from local context (such as NER, relation classification, etc.), even though it was not explicitly trained on learning local context. To validate this, we measure the influence of local context on a random token vis-a-vis a standard MLM model (that learns from local context in accordance with the supervision signal). We randomly sample 500 sentences from each of the 3 domains. For each sentence, we take a random token and calculate the change in its prediction probability on masking other tokens in the sentence. Table B12 shows the Spearman Correlation of this change between two models (*FastDoc* and a domain-specific model pre-trained using MLM) for each domain. We observe that the correlation is moderately high for all domains, showing that the local contexts is learned by *FastDoc* to a reasonable extent.

| Domain | Model using <i>FastDoc</i> | Model using MLM | Correlation |
|-------------------|---|--|-------------|
| Customer Support | <i>FastDoc</i> (<i>Cus.</i>) _{RoBERTa} | EManuals _{RoBERTa} | 0.368 |
| Scientific Domain | <i>FastDoc</i> (<i>Sci.</i>) _{BERT} | SciBERT | 0.481 |
| Legal Domain | <i>FastDoc</i> (<i>Leg.</i>) _{RoBERTa} | RoBERTa _{BASE} + Contracts Pre-training | 0.393 |

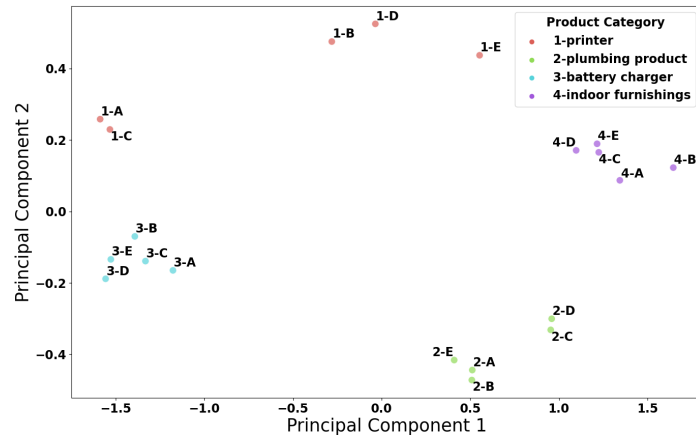
Table B12: Correlation of the change in masked token prediction probability between *FastDoc* and MLM, corresponding to other masked tokens, across domains.

Q2. Are the relative representations preserved across the two embedding spaces?

Qualitative Evaluation of Relative Document Representations: We analyze the relative document representations learnt by the pre-trained encoder in *FastDoc*(*Cus.*)_{RoBERTa}, for both sentence-level and token-level input embeddings. For 4 different product categories (printer, plumbing product, battery charger, indoor furnishings), we consider 5 E-Manuals each containing between 400 – 512 tokens so that it complies with the maximum number of tokens accepted by BERT_{BASE} or RoBERTa_{BASE} as inputs. The cosine similarity between the E-Manual representations of each of the ${}^{20}C_2 = 190$ E-Manual pairs corresponding to both types of input embeddings is obtained, and normalized (using max-min normalization). The similarity



(a) with sentence embeddings as inputs



(b) with token embeddings as inputs

Figure B4: 2D Plots of first two principal components of the document representations of 20 E-Manuals from 4 product categories using $\text{FastDoc}(Cus.)_{RoBERTa}$ for different types of input embeddings

values corresponding to the two types of input embeddings are positively correlated to each other, with the Pearson Correlation value being 0.515. We further take the category-wise average representations, and repeat this experiment. We find that the Correlation for the similarity values is 0.977. Hence, the relative representations in both the representation spaces are highly correlated, which justifies good downstream performance when an encoder pre-trained on sentence embedding inputs is fine-tuned on token embedding inputs.

For a visual analysis of these E-manuals, PCA (Principal Component Analysis) is applied over the document representations to reduce the vector dimension from 768 to 2. These representations are then plotted (as shown in Fig. B4) for the pre-trained

encoder in *FastDoc*(*Cus.*)_{RoBERTa} and two types of input embeddings (sentence and token level). Different product categories are shown in different colors. We infer that independent of whether the inputs are sentence or token-level embeddings, the E-Manuals are clustered in a similar manner across the two representation spaces, and hence, the relative representations are preserved across the two embedding spaces.

Additional Analysis

Compatibility between pre-training using *FastDoc* and fine-tuning on downstream tasks via few-shot fine-tuning: To test this compatibility, we fine-tune on a small number of samples in a few-shot setting. We perform 50-shot fine-tuning (i.e., fine-tuning on 50 training samples) on 3 tasks from 3 domains - Span-Based Question Answering on TechQA Dataset from Customer Support (with no intermediate SQuAD Fine-tuning), Text Classification on SciCite Dataset from Scientific Domain, and Span Extraction on CUAD Dataset from Legal Domain. We compared *FastDoc* (pre-trained using document-level supervision) with RoBERTa_{BASE} /BERT_{BASE} (pre-trained without any document-level supervision). Tables B13, B14, and B15 show the results, along with the respective improvements when using *FastDoc*. Better performance of *FastDoc* across all 3 domains in few-shot fine-tuning setting suggests that (1) Pre-training using document-level supervision is effective across 3 domains (2) *FastDoc* Pre-training and Fine-tuning are compatible.

| Model | F1 | HA_F1@1 | HA_F1@5 |
|---|-------------------------|-------------------------|-----------------------|
| RoBERTa _{BASE} | 0.71 | 1.38 | 2.71 |
| <i>FastDoc</i> (<i>Cus.</i>) _{RoBERTa} | 0.86 (+21.1%) | 1.66 (+20.3%) | 4.85 (+79%) |

Table B13: Results on TechQA Dataset in Customer Support Domain

| Model | Macro F1 |
|--|-------------------------|
| BERT _{BASE} | 37.75 |
| <i>FastDoc</i> (<i>Sci.</i>) _{BERT} | 40.16 (+6.4%) |

Table B14: Results on SciCite Dataset in Scientific Domain

| Model | AUPR |
|---|-------------------------|
| RoBERTa _{BASE} | 0.13 |
| <i>FastDoc</i> (<i>Leg.</i>) _{RoBERTa} | 0.14 (+7.69%) |

Table B15: Results on CUAD Dataset in Legal Domain

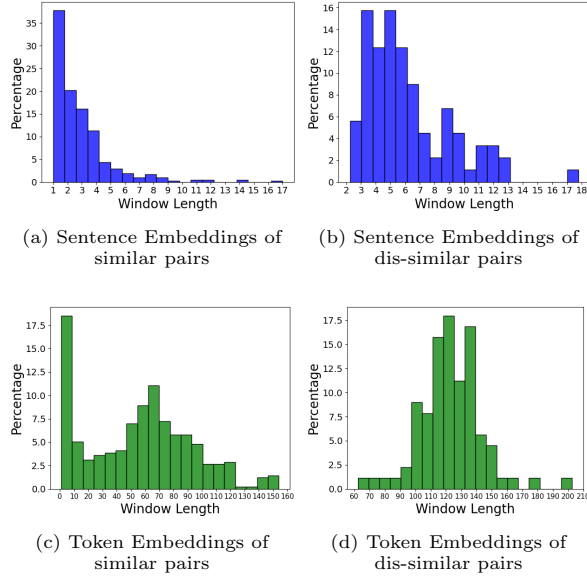


Figure B5: Distribution of WL for sentence and token embeddings as inputs to pre-trained $\mathbf{FastDoc}(Cus.)_{RoBERTa}$ encoder for similar and dis-similar document pairs

Experiment on analyzing local context similarity of input embeddings: Fig. B5 shows the distribution of WL (Window Length) corresponding to input sentence and token embeddings for RoBERTa-based $\mathbf{FastDoc}(Cus.)_{RoBERTa}$ encoder for similar and dis-similar document pairs, for documents that have between 400 – 512 tokens. Given a pair of documents, the first being an anchor, WL is 1 more than the distance between an input embedding of the first document, and the most similar input embedding of the second document, averaged across all embeddings of the first document. If similar embeddings are present at nearby positions in two documents, WL will tend to be smaller. Thus WL quantifies the local context similarity of the input embeddings. We observe that the distribution of WL is skewed towards smaller values (i.e., inputs are locally more similar) in similar pairs compared to dis-similar pairs, irrespective of the input (token or sentence) embeddings. Additionally, this also suggests that similar documents inherently induce learning of similarity between sentences and tokens when using $\mathbf{FastDoc}$, thus learning from local contexts.

We also analyze if the relative document representations are independent to the type of input embeddings being used.

B.3.4 Parameter-Efficient Training

Table B16 shows results of $\mathbf{FastDoc}$ trained using LoRA vs. proposed $\mathbf{FastDoc}$ on tasks presented in Beltagy et al. [4].

| Field | Task | Dataset | $FastDoc(Sci.)_{BERT}$ | $FastDoc(Sci.)_{BERT}(LoRA)$ |
|-------|------|----------|------------------------|------------------------------|
| BIO | NER | BC5CDR | 87.81 | 88.59 (+0.89%) |
| | | JNLPBA | 75.84 | 61.24 (-19.25%) |
| | | NCBI-D | 84.33 | 39.57 (-53.08%) |
| | REL | ChemProt | 80.48 | 74.32 (-7.65%) |
| CS | REL | SciERC | 78.95 | 62.19 (-21.23%) |
| Multi | CLS | SciCite | 83.59 | 81.35 (-2.68%) |

Table B16: Results of *FastDoc* trained using LoRA vs. proposed *FastDoc* on tasks presented in Beltagy et al. [4].

B.4 Miscellaneous Observations and Analysis

***FastDoc* can encode long documents:** Figure B6 shows the percentage of documents in a large pre-training corpus that can be encoded using 512 input tokens (as in most of the conventional SoTA Methods) vs. 512 input sentences (as in *FastDoc*). We observe that *FastDoc* can encode about 50%, 70%, and 60% more documents compared to SoTA methods in the Customer Support, Scientific and Legal Domains respectively.

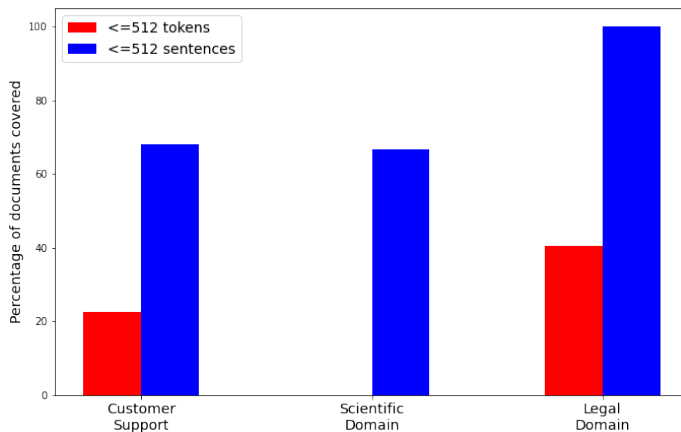


Figure B6: Percentage of documents encoded entirely by RoBERTa-BASE encoder when the input is 512 tokens vs. 512 sentences (The red bar of “Scientific Domain” has a negligible height, and is hence, not visible.)

Utility of the pre-training losses: We observe cases where *FastDoc* gives better results than a well-performing baseline and present some representative examples. Table B17 shows examples from each domain where triplet and hierarchical losses are beneficial, along with probable reasons. We observe that domain-specific metadata and taxonomy helps *FastDoc* in performing well on domain-specific downstream tasks.

| | Dataset | Triplet Loss is beneficial | Hierarchical Loss is beneficial |
|-------------|-------------------------------|---|--|
| Cus. | S10 QA (QA) | Q. How can I enable the accidental touch protection ? | Q. I need the registered fingerprint list. Where can I find this? |
| | Reasons | “accidental touch” benefits from triplets having anchor and positive as Touch-based device E-Manuals, and negative as an E-Manual of a device without touch screen. | “fingerprint” benefits from multiple hierarchies with “Biometric Monitors”. |
| Sci. | SciCite (Text Classification) | A primary benefit of these models is the inclusion of variability in model parameters (Parnell et al. 2010). Output - “background” | The SVR can be considered as a novel training technique; the following section presents a concise introduction to the SVR [33, 35, 38]. Output - “background” |
| | Reasons | Using triplets with anchor and positive belonging to “Machine Learning” help in classifying the text as “background”, as “model parameters” is a common term used in “Machine Learning” papers. | Although the first sentence could lead to the inference that “SVR” is a new method, other papers belonging to the hierarchy “Computer Science → Machine Learning” would suggest that “SVR” exists already. |
| Leg. | CUAD (Clause Extraction) | ..to make or have made the Products anywhere in the world for import or sale in the Field in the Territory in each case,.. | ..such commercial crops will be interplanted as agriculture and forestry as well as medicinal materials;.. |
| | Reasons | The triplet on the concepts of “import policy” and “sale” in the anchor and positive is beneficial. | the hierarchy “Agriculture → Products subject to market organisation” helps here. |

Table B17: Samples from each domain, where Triplet Loss and Hierarchical Loss are beneficial. Note that we add outputs for the SciCite Text Classification Task for more clarity.

Appendix C Discussion

Appendix D Methods

D.1 Pre-training Setup

D.1.1 Pre-training in the Customer Support Domain

Table D19 shows 4 examples of E-manual product categories and the hierarchies assigned to them with the help of the Google Product Taxonomy (GPrT). We can see that more similar products tend to have more similar hierarchies.

Mapping E-Manual product category to hierarchy: It may so happen that the product category of the E-Manual does not have an exact match with any leaf category in the GPrT. In that case, we map it to that leaf category, where cosine similarity of mean word embeddings [61] of the product category and the hierarchy’s last two entities is the highest. This choice gives qualitatively good mapping when measured using human evaluation.

Triplet Count in Customer Support: Note that we do not double the number of triplets by swapping anchor and positive in case of Customer Support, as doing so leads to very similar results, while taking double the compute. This is because in case of Customer Support, E-Manuals are written based on the product category metadata,

| Domain, Data Source | Example Triplet | Example Hierarchy |
|-------------------------------------|--|--|
| Customer Support (E-Manuals Corpus) | stereo equalizer E-Manual, stereo equalizer E-Manual (of a different brand), <u>blu-ray player E-Manual</u> | Stereo Equalizer Electronics → Audio → Audio Players & Recorders → Stereo Systems |
| Scientific Domain (ArXiv) | Proximal Policy Optimization Algorithms Generating Natural Adversarial Examples <u>Autonomous Tracking of RF Source Using a UAV Swarm</u> | Generating Natural Adversarial Examples Computer Science → Machine Learning |
| Legal Domain (EURLEX57k) | “...import licences ... dairy products” “... market research measures ... milk and milk products” “... <i>importations of fishery and aquaculture products</i> ” | “... importation of olive oil ...” Agriculture → Products subject to market organisation → Oils and fats |

Table D18: Examples of triplets and hierarchies in the 3 domains. (When representing triplets, we specify domain-specific metadata - product category in Customer Support, paper title in the Scientific Domain, and certain key phrases from each document in the Legal Domain) [2nd column] Underlined phrases denote “positive” documents; italicised phrases denote “negative” documents.

| Product Category | Hierarchical categories assigned to the product |
|------------------------|--|
| blu-ray player | Electronics > Audio > Audio Accessories > MP3 Player Accessories > MP3 Player & Mobile Phone Accessory Sets |
| stereo equalizer | Electronics > Audio > Audio Players & Recorders > Stereo Systems |
| laptop docking station | Electronics > Electronics Accessories > Computer Accessories > Laptop Docking Stations |
| hot beverage maker | Home & Garden > Kitchen & Dining > Kitchen Appliance Accessories > Coffee Maker & Espresso Machine Accessories > Coffee Maker & Espresso Machine Replacement Parts |

Table D19: Examples of product categories and their corresponding hierarchical categories assigned with the help of the Google Product Taxonomy. Similar products have similar hierarchies

while the metadata for Scientific and Legal Domains are assigned after the document is written. Thus, the product category in Customer Support is much more precise and well-defined compared to primary category and overlap in EUROVOC Concepts used in Scientific and Legal Domains respectively, thus requiring lesser data.