

Coherent radiation of an electron bunch colliding with an intense laser pulse

E. G. Gelfer,^{1,*} A. M. Fedotov,^{2,†} O. Klimo,^{1,3} and S. Weber¹

¹*ELI Beamlines facility, The Extreme Light Infrastructure ERIC, Dolni Brezany 252 41, Czech Republic*

²*National Research Nuclear University MEPhI, Moscow, 115409, Russia*

³*FNSPE, Czech Technical University in Prague, Prague, Czech Republic*

We study the conditions for coherent radiation of an electron bunch driven by a counterpropagating strong pulsed electromagnetic plane wave. We derive the spectrum of the coherent radiation and show that it is emitted backwards with respect to the laser propagation direction and has a very narrow angular spread. We demonstrate that for a solid density plasma coherent radiation extends to frequencies up to hundreds of keV thereby enhancing the low-frequency part of the spectrum by many orders of magnitude. Our analytical findings are tested with 3D particle-in-cell simulations of an electron bunch passing through a laser pulse, clearly demonstrating how the coherence can essentially modify the observed radiation spectrum.

An electron quivering in a laser field acquires relativistic energy if the dimensionless field strength a_0 obeys

$$a_0 = \frac{eE_0}{m\omega_L c} \gtrsim 1, \quad (1)$$

where E_0 is the electric field amplitude, ω_L is the field frequency, $-e$ and m are the electron charge and mass, c is the speed of light. Radiation of the electron in such a regime is called the nonlinear inverse Thomson/Compton scattering (NTS/NCS) depending on whether or not the recoil of the electron due to emissions of individual photons can be neglected [1]. For brevity, we omit the word “inverse” in the following.

Laser driven NTS and NCS serve as a source of bright X- and gamma rays [2–13] with important applications in nuclear spectroscopy [14–17], medicine [18, 19], X-ray radiography [2, 20], positron production via quantum electrodynamical (QED) cascades [13, 21–25], etc., see the review [26].

The theory of NTS by a single electron in a monochromatic plane wave is well established [27–31]. However, when a laser irradiates a target constituted of many particles, the emitted radiation can be coherently enhanced. While the energy of incoherent radiation scales with the number of particles N as $\mathcal{E}_i^{(N)} \sim N$, the coherent scaling would be $\mathcal{E}_c^{(N)} \sim N^2$. This possibility was explored and indeed confirmed for two nonrelativistic orbiting particles [32], synchrotron radiation by electrons in circular accelerators [33–37], self-amplified spontaneous emission by electrons in undulators [38–41], production of light scalars due to the beyond-the-standard-model interactions [42] and the linear Thomson scattering [43]. Here we investigate, how the coherence manifests itself in the radiation of an electron bunch interacting with an intense laser pulse.

In order to radiate coherently, the particles should move in an external field along nearby trajectories with

close initial coordinates and momenta. The distance between the particles is prescribed by their density, in the current paper we focus solely on its impact on coherence assuming equal initial momenta. The effect of momentum spread (due to e.g. a nonzero temperature or uncertainty principle) will be neglected but was discussed in Ref. [44].

The effect of coherency depends on the radiated frequency. Radiation at frequencies above some threshold ω_c is incoherent and its spectrum is proportional to the single particle one, $d\mathcal{E}^{(N)}/d\omega = Nd\mathcal{E}^{(1)}/d\omega$, while for $\omega < \omega_c$ the spectrum is modified by coherency. For many-particle radiation spectra in accelerators [34] and laser fields [45] it was suggested that the low frequency part of the spectra scales as $\omega^{-8/3}$ in contrast to $\omega^{1/3}$ as for a single particle [46]. It can be understood in the following way. If one assumes that only the particles separated by the distance shorter than the wavelength λ of the emitted radiation radiate coherently, then the coherence enhances the radiation at certain frequency by the factor of the number of the particles inside the sphere of the radius λ . Consequently, the single particle synchrotron scaling $\omega^{1/3}$ [28, 30] should be multiplied by ω^{-3} , the factor proportional to the volume inside the sphere.

The same ($\propto \omega^{-8/3}$) scaling [3, 47] was found for the relativistic oscillating mirror (ROM) mechanism of high harmonics generation by reflecting laser pulses from solid targets [47–50] (note that ROM can also be created by a laser in a form of a plasma wave [51, 52]). However, it was argued [3, 4, 53–57] that the resulting spectra can differ if the competing mechanisms of high harmonics generation become important.

In the present paper we consider the radiation of a relativistic electron bunch colliding head on with a short intense laser pulse. We determine the threshold frequency ω_c for coherence, derive the coherent part of the spectrum for $\omega < \omega_c$ and show that the reasoning leading to the scaling $\omega^{-8/3}$ for NTS does not work. We also demonstrate that the angular distributions of the coherent and incoherent radiation are different by that the coherent radiation is emitted opposite to the laser propagation direction and has a very narrow angular spread. In a wide

* egelfer@gmail.com

† am.fedotov@mail.ru

range of laser and bunch parameters the energy of the coherent radiation surpasses the incoherent one by several orders of magnitude.

For simplicity, we consider circularly polarized laser pulse propagating along x axis with vector potential $\mathbf{A}(\phi) = mca_0g(\phi)/e\{0, -\sin\phi, \cos\phi\}$. Here $\phi = \omega_L(t - x/c)$ is the phase, ω_L is the frequency and $g(\phi)$ is the envelope of the pulse. According to [29, 58], the angular resolved energy spectrum of the single particle radiation reads

$$\frac{d\mathcal{E}^{(1)}}{d\omega d\Omega} = \frac{e^2\omega^2}{4\pi^2c} \left| \int [\mathbf{n} \times [\mathbf{n} \times \mathbf{v}(t)]] e^{i\omega(t - \frac{\mathbf{n}\cdot\mathbf{r}(t)}{c})} dt \right|^2, \quad (2)$$

where $d\Omega = \sin\theta d\theta d\varphi$, ω and $\mathbf{n} = \{\cos\theta, \sin\theta \cos\varphi, \sin\theta \sin\varphi\}$ are the frequency and the direction of the emitted radiation, $\mathbf{v}(t)$ and $\mathbf{r}(t)$ are the velocity and coordinates of the particle.

Let us consider the radiation of N particles and assume that the initial momenta of all particles are equal. Then, changing the integration over time to the integration over phase $dt = \frac{mc\gamma}{\omega_L p_-} d\phi$ (γ is the gamma factor, $p_- = \gamma mc - p_x$, \mathbf{p} is the momentum, the laser propagates along x axis), and taking into account that $\mathbf{p}_j(\phi) \equiv \mathbf{p}(\phi)$ are identical for all the particles and $\mathbf{r}_j(\phi) = \mathbf{r}_j^0 + \mathbf{r}(\phi)$, where \mathbf{r}_j^0 is the initial position of j 's particle, we get

$$\frac{d\mathcal{E}}{d\omega d\Omega} = C \frac{d\mathcal{E}^{(1)}}{d\omega d\Omega}, \quad C = \left| \sum_{j=1}^N e^{i\Phi_j} \right|^2, \quad (3)$$

where $\Phi_j = \omega(x_j^0 - \mathbf{n}\mathbf{r}_j^0)/c$.

To evaluate the coherence factor C we decompose the sum into N diagonal and $N(N-1)$ off-diagonal terms [59]

$$C = N + \sum_{j \neq k}^N e^{i(\Phi_j - \Phi_k)} = N(1 - \alpha) + N^2\alpha, \quad (4)$$

where

$$\alpha = \left| \langle e^{i\Phi} \rangle \right|^2 = \frac{4c^4 J_1^2\left(\frac{\omega R}{c} \sin\theta\right) \sin^2\left(\frac{\omega L}{c} \sin^2\frac{\theta}{2}\right)}{R^2 L^2 \omega^4 \sin^2\theta \sin^4\frac{\theta}{2}}, \quad (5)$$

(...) corresponds to the averaging over the particle position in the bunch, $J_1(\eta)$ is the Bessel function, θ is the angle between the wave vectors of the laser the emitted radiation and we assume that the bunch is a cylinder of length L , radius R and density n .

The two terms in the expression (4) correspond to the incoherent ($\sim N$) and coherent ($\sim N^2$) contributions to the radiation. First, we note that the full coherence $C = N^2$ is realized if either $\omega R/c, \omega L/c \ll 1$, or for the forward scattering $\theta = 0$. In the first case the whole bunch can be seen as a single particle with the charge Ne , while the radiated energy scales as charge squared, see Eq. (2). In the case of forward scattering all the phases $\Phi_j = 0$, and the radiation is indeed fully coherent.

However, the emission of high frequencies in the forward direction is strongly suppressed by the single particle radiation term $d\mathcal{E}^{(1)}/d\omega d\Omega$ (see below).

Let us consider a large bunch, high frequencies ($\omega R/c, \omega L/c \gtrsim 1$) and determine the conditions providing the coherency in the sense that the second (coherent) term in (4) prevails over the first one. First of all, we note that in general the coherent contribution is strongly suppressed for high frequencies, since it is proportional to ω^{-5} (one additional power of ω appears because of the expansion of the Bessel function for a large argument). Nevertheless, coherence is enhanced in two particular directions, namely forward, which has been discussed already, and backward ($\theta = \pi$). Indeed, in the backward direction the radiation is coherent, if $N\alpha(\theta = \pi) \gg 1$, i.e.

$$\omega \ll \omega_c = \frac{c}{L} \sqrt{N} = \omega_L \sqrt{\zeta \frac{n}{n_c} \frac{R^2}{\lambda_L L}}, \quad (6)$$

where $\zeta = \lambda_L/4r_e$, $r_e = e^2/mc^2 \approx 2.8 \cdot 10^{-13}$ cm is the classical electron radius, and $n_c = m\omega_L^2/4\pi e^2$ is the plasma critical density. For the laser wavelength $\lambda_L = 1\mu\text{m}$ we have $\zeta \approx 0.9 \times 10^8$ and $n_c \approx 1.1 \times 10^{21}$ cm $^{-3}$.

To obtain the spectrum $d\mathcal{E}/d\omega d\Omega$ one also needs $d\mathcal{E}^{(1)}/d\omega d\Omega$. The exact analytical expression for the single particle spectrum has been calculated for an infinite plane wave and a flat-top pulse [27–31], but is missing for realistic shapes of a laser pulse (e.g. Gaussian). Fortunately, $d\mathcal{E}^{(1)}/d\omega d\Omega$ can be evaluated in the forward and backward directions, where the coherence is most pronounced.

Indeed, taking into account that the transverse to the laser propagation component of the velocity $\mathbf{v}_\perp = e\mathbf{A}/\gamma$, from Eq. (2) we get

$$\frac{d\mathcal{E}^{(1)}}{d\omega d\Omega} \Big|_{\theta=0,\pi} = \frac{e^4\omega^2}{4\pi^2c\omega_L^2 p_-^2} \left| \int \mathbf{A}(\phi) e^{i\frac{\omega}{\omega_L}(\phi+v(\phi))} d\phi \right|^2, \quad (7)$$

where $v(\phi) = 0$ for $\theta = 0$ and $v(\phi) = 2\omega_L x(\phi)/c$ for $\theta = \pi$. Therefore the spectrum of the forward scattering has the shape similar to the spectrum of the laser pulse, i.e. has a narrow peak around $\omega = \omega_L$ and is strongly suppressed for $\omega \gg \omega_L$ [27].

For the backward scattering, $\theta = \pi$, one can evaluate the integral employing the stationary phase approximation [60, 61]. In particular, for the Gaussian envelope $g(\phi) = e^{-\phi^2/(\omega_L T)^2}$ (T is the pulse duration) of the laser one obtains

$$\frac{d\mathcal{E}^{(1)}}{d\omega d\Omega} \Big|_{\theta=\pi} \approx \frac{e^2}{4\pi c} \frac{\omega T}{\nu(\omega)} \begin{cases} 1, & \omega < \omega_* \\ e^{-\frac{(\omega-\omega_*)\pi\omega_L T}{\nu(\omega)\omega_*}}, & \omega > \omega_* \end{cases}, \quad (8)$$

where $\nu(\omega) = \sqrt{2 \ln \frac{\omega a_0^2}{|\omega - \omega_*|}}$. The spectrum of the backward scattered radiation scales almost linearly with the frequency in the interval

$$\omega_L \xi^2 < \omega < \omega_* \equiv \omega_L \left(\frac{p_-}{mc} \right)^2, \quad \xi = \frac{p_-}{mc\sqrt{1+a_0^2}}, \quad (9)$$

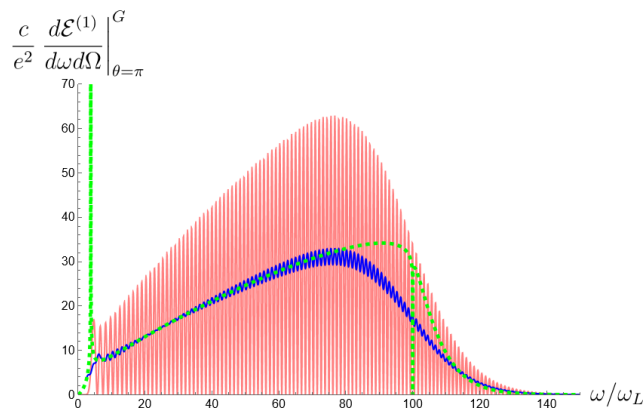


FIG. 1. Backscattered radiation of a single particle colliding with a laser pulse with Gaussian temporal envelope. Pink and blue – numerical calculation and its average over the fast oscillations, dashed green curve – analytical estimate. Vertical green lines at $\omega \approx 4\omega_L$ and $\omega = 100\omega_L$ correspond to the margins of the interval (9). $a_0 = 5$, $p_- = 10mc$, $\omega_L T = 5\pi$.

and is strongly suppressed outside this interval. Note that for simplicity Eq. (8) is averaged over fast oscillations. It perfectly fits the average backward spectrum obtained by numerical evaluation of (7), everywhere except for the vicinities of the interval (9) endpoints, see Fig. 1.

Setting $\theta = \pi$ in the second term of (4) and combining it with (8) we get the estimate for the coherent backward scattering

$$\left. \frac{d\mathcal{E}}{d\omega d\Omega} \right|_{\theta=\pi} \approx \frac{\pi^2 \zeta}{4} \left(\frac{n}{n_c} \right)^2 \left(\frac{R}{\lambda_L} \right)^4 \frac{\omega_L T}{\nu(\omega)} \frac{mc^2}{\omega}, \quad (10)$$

for ω inside the interval (9) and $\omega < \omega_c$. Here we averaged one more oscillating factor $\langle \sin^2 \frac{\omega L}{c} \rangle = 1/2$. As usual, the coherent radiation energy scales as $\propto n^2$ rather than $\propto n$.

Let us briefly discuss the main features of the coherent radiation spectrum. First, it is proportional to the squared transverse cross section of the bunch, but (after averaging) is independent of the longitudinal size. This is natural, because the phases Φ_j in the backward direction are independent on particles positions in the transverse planes, but $e^{i\Phi_j}$ oscillate with longitudinal position of the particle.

Second, the radiation is directed backward, it is narrow with the angular spread inversely proportional to the frequency $\Delta\theta \sim c/\omega R$. The latter can be derived from the condition that the argument of the Bessel function in (4) $\omega R \sin\theta/c \lesssim 1$. In contrast, the incoherent radiation is emitted along the cone with the opening angle $\theta_0 = 2 \arctan \xi$, and its angular spread $\Delta\theta \sim \frac{\xi(\omega/\omega_L)^{-1/3}}{(1+\xi^2)^{2/3}}$ [30].

Third, consider the total (integrated over the solid an-

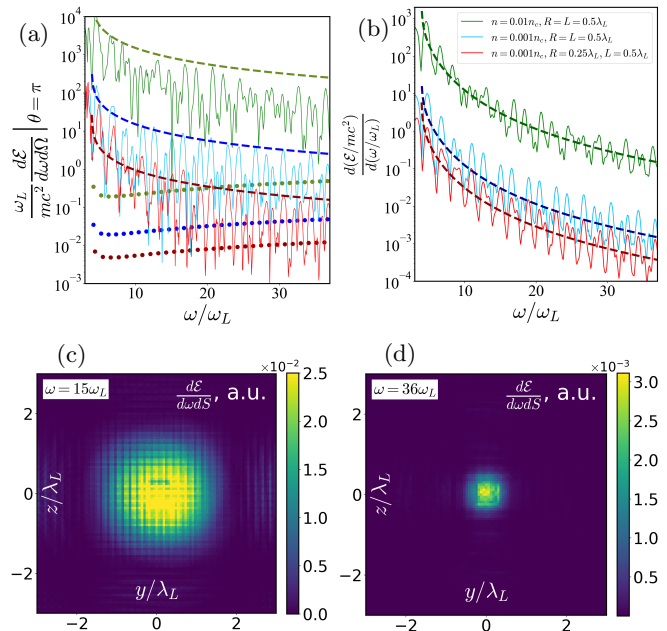


FIG. 2. Backward (a) and angular integrated (b) radiation spectra of an electron bunch colliding with a laser pulse with Gaussian temporal envelope for various bunch densities and sizes; $a_0 = \gamma = 5$ [$p_- \approx 10mc$], $\omega_L T = 5\pi$, $\lambda_L = 1\mu\text{m}$, other parameters are given at the plot (b) legend. Solid lines – results of 3D numerical simulations using PIC code SMILEI, dashed lines – analytical estimates Eq. (10) and (11), dotted lines – incoherent analytical estimates ($\mathcal{C} = N$). (c) and (d) – radiation distribution $d\mathcal{E}/d\omega dS$ [$dS = dydz$] in the yz plane at $x = 28\lambda_L$ for the parameters of the blue curve and $\omega = 15\omega_L$ (c), $\omega = 36\omega_L$ (d).

gle) spectrum

$$\frac{d\mathcal{E}}{d\omega} \approx \frac{\pi \zeta}{4} \left(\frac{n}{n_c} \frac{R}{\lambda_L} \right)^2 \left(\frac{\omega}{\omega_L} \right)^{-3} \frac{mc^2 T}{\nu(\omega)}, \quad (11)$$

which is obtained under the assumption that the angular spread $\Delta\theta \sim c/\omega R$ determined by the coherence factor (4) is narrow and that $d\mathcal{E}^{(1)}/d\omega d\Omega$ remains constant for $\pi - \Delta\theta < \theta \leq \pi$. Spectrum (11) scales with the frequency as $\omega^{-3}/\nu(\omega)$, which differs from single particle spectrum in an infinite wave ($\omega^{1/3}$) [28, 30], as well as from the previous estimates of coherent NTS ($\omega^{-8/3}$) [45] and other mechanisms of the generation of coherent radiation, e.g. ROM, [47–52].

To check the analytical predictions we performed three-dimensional (3D) simulations of an electron bunch colliding head on with a laser pulse with the particle-in-cell (PIC) code SMILEI [62]. In modern PIC codes the quantum and incoherent part of radiation by charged particles is implemented as emission of individual photons via Monte-Carlo event generators [45]. Between the emission events particles are moving along the classical trajectories thus forming currents, which produce classical radiation.

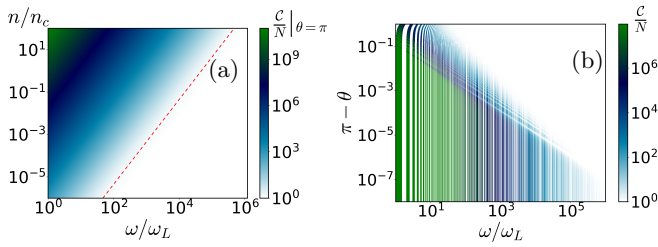


FIG. 3. Radiation enhancement factor \mathcal{C}/N for backscattering (a) and $n = 100n_c$ (b); red dashed line corresponds to the estimate (6) and separates the regions of coherent [$\mathcal{C} > N$] and incoherent [$\mathcal{C} = N$] radiation; $R = 5\lambda_L$, $L = \lambda_L = 1\mu\text{m}$.

In our simulations quantum emission is turned off, electrons initially are moving to the right, momenta of all particles are equal to $p_x = 5mc$. The bunch has the cuboid shape; the initial density of the bunch is uniform. Laser is a pulsed plane wave with $a_0 = 5$ propagating to the left. The size of the simulation box is $30\lambda_L \times 6\lambda_L \times 6\lambda_L$, the particles cross the peak of the laser field at $x \approx 12.5\lambda_L$. The spacial resolution is 256 cells per wavelength in all directions, the temporal resolution is 512 time steps per laser period. Each cell with plasma contains 5 macroparticles.

The results of simulations are presented in Fig. 2. From simulation data we extract the field values at the distant plane $x = 28\lambda_L$, perform their fast Fourier transform and combine them into the Fourier transformed Poynting vector, which is proportional to $d\mathcal{E}/d\omega d\Omega$. The approximate match of the solid (simulation) and dashed (estimated analytically) curves for different densities and bunch sizes is a good indication of the relevance of the scalings (10), (11) in density, frequency and size of the bunch. Spatial distributions of the radiation in a transverse plane also confirm the narrowing with the increase of the frequency.

PIC approach, however, has severe limitations, which currently make it challenging to simulate the effect of coherent amplification directly for more extreme parameters. First, the Maxwell solver resolves only frequencies obeying $\omega \ll d\omega_L$, where d is the number of grid cells per wavelength. Second, in a PIC code the particles are combined into macroparticles densely populating grid cells and radiating coherently within each cell (this, in particular, means that so computed radiation can scale as $\propto \omega^{-1}/\nu(\omega)$ even for $\omega > \omega_c$).

Therefore, in analysing the parameters for which the coherent amplification can be revealed in laser–plasma interactions, we rely mostly on extrapolation of our estimates. Consider \mathcal{C}/N , which corresponds to the coherent enhancement of the radiated energy compared to the incoherent radiation of N particles. Its dependence on the radiated frequency ω , density n (with the upper limit 10^2 corresponding to the solid state density) and the angle of radiation is illustrated in Fig. 3. Panel (a) corresponds to the backward scattering, and in this case the coherency affects the frequencies up to hundreds of keV

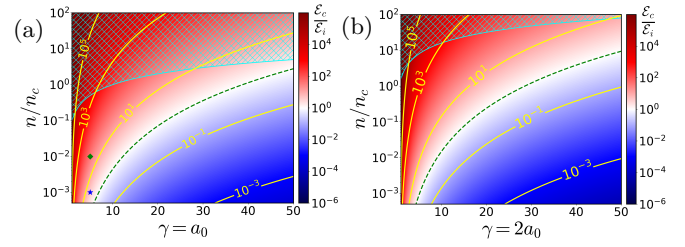


FIG. 4. Ratio of the energies of coherent and incoherent parts of the spectrum vs the bunch density and gamma factor/laser strength for the cases $\gamma = a_0$ [$\xi \approx 2$] (a) and $\gamma = 2a_0$ [$\xi \approx 4$] (b). Green dashed lines represent $\mathcal{E}_c = \mathcal{E}_i$, hatched areas correspond to $\mathcal{E}_c < \mathcal{E}_i$, where our estimates are not quantitatively accurate, see Eq. (13); blue star and green diamond correspond to the blue and green curves at Fig. 2. $L = \lambda_L/2$, $\lambda_L = 1\mu\text{m}$.

range. In the low frequency limit the enhancement factor \mathcal{C}/N exceeds 10^{10} . Panel (b) corresponds to a solid density bunch ($n = 100n_c$) and demonstrates that at high frequencies coherency leads to the narrowing of the angular spread (up to μrad for $\omega \sim 100$ keV). Note that at Fig. 3 (a) we averaged over the oscillations of $\sin^2(\omega L/c)$, that is why it does not have strips structure similar to Fig. 3 (b).

According to [27, 30] $\omega_s \sim a_0^3(1 + \xi^2)$ is the frequency corresponding to the maximum of the single particle NTS spectrum, and since $\omega_s > \omega_* \geq \omega_c$ the radiation at the maximal frequencies is always incoherent, if $a_0 \gg 1$. However, the total energy \mathcal{E}_c of the coherent part of the spectrum can be still higher than of incoherent one \mathcal{E}_i because of the strong amplification of the lower frequencies, see Fig. 3.

Indeed, to estimate \mathcal{E}_i we note that for $a_0 \gg 1$ the major contribution to the total electromagnetic energy radiated by a single particle comes from the high frequencies $\omega \sim \omega_s$ and therefore $\mathcal{E}_i \sim N\mathcal{E}^{(1)}$, where $\mathcal{E}^{(1)} \sim e^2 a_0^4 \omega_L^2 T(1 + \xi^2)/c$ is the estimate [30] for the total energy radiated by a single particle[63]. On the other hand, integration of Eq. (11) over the interval (9) provides $\mathcal{E}_c \sim \zeta \omega_L T \left(\frac{n}{n_c} \frac{R}{\xi^2 \lambda_L} \right)^2 mc^2$ with the main contribution coming from the lower limit (note that our approach assumes that the radiated wavelength is shorter than the bunch, implying that $\xi > \sqrt{\lambda_L/R}$ and hence $a_0 \lesssim (p_-/mc)\sqrt{R/\lambda_L}$). Therefore

$$\frac{\mathcal{E}_c}{\mathcal{E}_i} \sim \frac{\zeta}{1 + \xi^2} \frac{n}{n_c} \frac{\lambda_L}{L} \left(\frac{p_-}{mc} \right)^{-4}, \quad (12)$$

meaning that for $a_0 = \gamma = 5$ (parameters corresponding to Fig. 2) $\mathcal{E}_c > \mathcal{E}_i$ already for $n < 10^{-3}n_c$, see Fig. 4 (a), where blue star and green diamond correspond to the blue and green curves from Fig. 2, and for these cases PIC simulations confirm the estimate (12). Moreover, at the critical density the major part of the radiation is coherent for $\gamma \sim a_0 \sim 40$, which corresponds to the

intensity $I \sim 4 \times 10^{21}$ W/cm², while for $\gamma = 2a_0 = 5$ we estimate $\mathcal{E}_c/\mathcal{E}_i \sim 10^3$, see Fig. 4 (b). This means that (i) the coherent part of the spectrum can be much more energetic than the incoherent one and (ii) neglecting the coherency can result in a strong underestimation of the total amount of radiation emitted by the bunch.

In addition, an energy loss due to radiation can modify particles trajectories (radiation friction [1, 29]). This in turn can affect the radiation pattern. In our estimates we ignored this effect, assuming that the bunch energy $\mathcal{E}_b = N\gamma mc^2 \gg \mathcal{E}_c$, or

$$\gamma \gg (ncT/n_cL)^{1/5} a_0^{4/5}. \quad (13)$$

To conclude, we demonstrated that the coherence can significantly modify the radiation spectrum of an electron bunch interacting with an intense laser pulse. The low frequency part of the spectrum is enhanced, the maximal frequency of the coherently enhanced radiation depends on the bunch density and size, the angular spread of the coherent radiation is inversely proportional to the frequency and the total radiated energy can be strongly enhanced. These findings are essential for correct de-

scription of experiments with laser irradiated dense electron bunches. In particular, we identified the interaction regime, which is accessible at existing laser facilities and provides orders of magnitude dominance of the coherent radiation over the incoherent one. Moreover, according to our preliminary simulations, the amplification of radiated energy can also enhance the radiation friction force acting on electrons in a dense bunch as compared to that in vacuum or in rare plasma [1, 29, 64–72]. This implies that radiation friction in dense electron bunches might become essential at considerably lower laser intensities than commonly accepted.

The authors are grateful to Myron Sukhanov for the help with numerical simulations and to Mickael Grech, Daniel Seipt, Nina Elkina, Antonino Di Piazza, Michael Quin and Maxim Malahov for valuable discussions. A.M.F. was supported by the MEFPhI Program Priority 2030 and by the Russian Science Foundation (Grant No. 20-12-00077, calculation of the coherence enhancement factor). The numerical simulations were performed using the code SMILEI and the resources of the ELI ERIC SUNRISE cluster.

-
- [1] A. Di Piazza, C. Müller, K. Hatsagortsyan, and C. H. Keitel, Extremely high-intensity laser interactions with fundamental quantum systems, *Rev. Mod. Phys.* **84**, 1177 (2012).
- [2] K. Ta Phuoc, S. Corde, C. Thaury, V. Malka, A. Tafzi, J.-P. Goddet, R. Shah, S. Sebban, and A. Rousse, All-optical Compton gamma-ray source, *Nat. Photon.* **6**, 308 (2012).
- [3] B. Dromey, S. Rykovanov, M. Yeung, R. Hörlein, D. Jung, D. Gautier, T. Dzelzainis, D. Kiefer, S. Palaniypan, R. Shah, J. Schreiber, H. Ruhl, J. C. Fernandez, C. L. S. Lewis, M. Zepf, and B. M. Hegelich, Coherent synchrotron emission from electron nanobunches formed in relativistic laser-plasma interactions, *Nat. Phys.* **8**, 804 (2012).
- [4] B. Dromey, S. Cousens, S. Rykovanov, M. Yeung, D. Jung, D. Gautier, T. Dzelzainis, D. Kiefer, S. Palaniypan, R. Shah, *et al.*, Coherent synchrotron emission in transmission from ultrathin relativistic laser plasmas, *New J. Phys.* **15**, 015025 (2013).
- [5] E. N. Nerush, I. Y. Kostyukov, L. Ji, and A. Pukhov, Gamma-ray generation in ultrahigh-intensity laser-foil interactions, *Phys. Plasmas* **21**, 013109 (2014).
- [6] A. V. Bashinov, A. A. Gonoskov, A. V. Kim, G. Mourou, and A. M. Sergeev, New horizons for extreme light physics with mega-science project XCELS, *Eur. Phys. J. Spec. Top.* **223**, 1105 (2014).
- [7] S. Rykovanov, C. Geddes, J. Vay, C. Schroeder, E. Esarey, and W. Leemans, Quasi-monoenergetic femtosecond photon sources from Thomson scattering using laser plasma accelerators and plasma channels, *J. Phys. B: At. Mol. Opt. Phys.* **47**, 234013 (2014).
- [8] C. G. Geddes, S. Rykovanov, N. H. Matlis, S. Steinke, J.-L. Vay, E. H. Esarey, B. Ludewigt, K. Nakamura, B. J. Quiter, C. B. Schroeder, *et al.*, Compact quasi-monoenergetic photon sources from laser-plasma accelerators for nuclear detection and characterization, *Nucl. Instrum. Methods Phys. Res., Sect. B* **350**, 116 (2015).
- [9] W. Yan, C. Fruhling, G. Golovin, D. Haden, J. Luo, P. Zhang, B. Zhao, J. Zhang, C. Liu, M. Chen, *et al.*, High-order multiphoton Thomson scattering, *Nat. Photon.* **11**, 514 (2017).
- [10] Y.-J. Gu, O. Klimo, S. V. Bulanov, and S. Weber, Brilliant gamma-ray beam and electron-positron pair production by enhanced attosecond pulses, *Commun. Phys.* **1**, 93 (2018).
- [11] X.-L. Zhu, M. Chen, T.-P. Yu, S.-M. Weng, L.-X. Hu, P. McKenna, and Z.-M. Sheng, Bright attosecond γ -ray pulses from nonlinear Compton scattering with laser-illuminated compound targets, *Appl. Phys. Lett.* **112**, 174102 (2018).
- [12] M. A. Valialshchikov, V. Y. Kharin, and S. G. Rykovanov, Narrow bandwidth gamma comb from nonlinear Compton scattering using the polarization gating technique, *Phys. Rev. Lett.* **126**, 194801 (2021).
- [13] A. A. Mironov, E. G. Gelfer, and A. M. Fedotov, Onset of electron-seeded cascades in generic electromagnetic fields, *Phys. Rev. A* **104**, 012221 (2021).
- [14] T. Scott Carman, V. Litveninko, J. Madey, C. Neuman, B. Norem, P. G. O'Shea, N. Russell Roberson, C. Y. Scarlett, E. Schreiber, and H. R. Weller, The TUNL-FELL inverse Compton γ -ray source as a nuclear physics facility, *Nucl. Instrum. Methods Phys. Res. A* **378**, 1 (1996).
- [15] F. Albert, S. G. Anderson, D. J. Gibson, C. A. Hagmann, M. S. Johnson, M. Messerly, V. Semenov, M. Y. Shverdin, B. Rusnak, A. M. Tremaine, F. V. Hartemann, C. W. Siders, D. P. McNabb, and C. P. J. Barty, Char-

- acterization and applications of a tunable, laser-based, MeV-class Compton-scattering γ -ray source, *Phys. Rev. ST Accel. Beams* **13**, 070704 (2010).
- [16] F. Albert, S. G. Anderson, D. J. Gibson, R. A. Marsh, S. S. Wu, C. W. Siders, C. P. J. Barty, and F. V. Hartemann, Design of narrow-band Compton scattering sources for nuclear resonance fluorescence, *Phys. Rev. ST Accel. Beams* **14**, 050703 (2011).
- [17] C. G. Geddes, S. Rykovanov, N. H. Matlis, S. Steinke, J.-L. Vay, E. H. Esarey, B. Ludewigt, K. Nakamura, B. J. Quiter, C. B. Schroeder, C. Toth, and W. P. Leemans, Compact quasi-monoenergetic photon sources from laser-plasma accelerators for nuclear detection and characterization, *Nucl. Instrum. Methods Phys. Res. B* **350**, 116 (2015).
- [18] F. E. Carroll, M. H. Mendenhall, R. H. Traeger, C. Brau, and J. W. Waters, Pulsed Tunable Monochromatic X-Ray Beams from a Compact Source: New Opportunities, *Am J Roentgenol* **181**, 1197 (2003).
- [19] K. Weeks, V. Litvinenko, and J. Madey, The Compton backscattering process and radiotherapy, *Med. Phys.* **24**, 417 (1997).
- [20] B. J. Quiter, S. G. Prussin, B. Pohl, J. Hall, J. Trebes, G. Stone, and M.-A. Descalle, A method for high-resolution x-ray imaging of intermodal cargo containers for fissionable materials, *J. Appl. Phys.* **103**, 064910 (2008).
- [21] A. R. Bell and J. G. Kirk, Possibility of prolific pair production with high-power lasers, *Phys. Rev. Lett.* **101**, 200403 (2008).
- [22] A. M. Fedotov, N. B. Narozhny, G. Mourou, and G. Korn, Limitations on the attainable intensity of high power lasers, *Phys. Rev. Lett.* **105**, 080402 (2010).
- [23] E. G. Gelfer, A. A. Mironov, A. M. Fedotov, V. F. Bashmakov, E. N. Nerush, I. Y. Kostyukov, and N. B. Narozhny, Optimized multibeam configuration for observation of QED cascades, *Phys. Rev. A* **92**, 022113 (2015).
- [24] M. Jirka, O. Klimo, S. V. Bulanov, T. Z. Esirkepov, E. Gelfer, S. S. Bulanov, S. Weber, and G. Korn, Electron dynamics and γ and e^-e^+ production by colliding laser pulses, *Phys. Rev. E* **93**, 023207 (2016).
- [25] A. S. Samsonov, E. N. Nerush, and I. Y. Kostyukov, Laser-driven vacuum breakdown waves, *Sci. Rep.* **9**, 1 (2019).
- [26] F. Albert and A. G. R. Thomas, Applications of laser wakefield accelerator-based light sources, *Plasma Phys. Contro. Fusion* **58**, 103001 (2016).
- [27] E. S. Sarachik and G. T. Schappert, Classical theory of the scattering of intense laser radiation by free electrons, *Phys. Rev. D* **1**, 2738 (1970).
- [28] V. I. Ritus, Quantum effects of the interaction of elementary particles with an intense electromagnetic field, *J. Russ. Laser Res.* **6**, 497 (1985).
- [29] L. D. Landau and I. M. Lifshitz, *Theoretical Physics: The Classical Theory of Fields*, Vol. 2 (Course of Theoretical Physics Series, Pergamon Press, London, 1988).
- [30] E. Esarey, S. K. Ride, and P. Sprangle, Nonlinear Thomson scattering of intense laser pulses from beams and plasmas, *Phys. Rev. E* **48**, 3003 (1993).
- [31] Y. I. Salamin and F. H. M. Faisal, Harmonic generation by scattering circularly polarized light of arbitrary intensity from free electrons of arbitrary initial velocity, *Phys. Rev. A* **55**, 3964 (1997).
- [32] N. Klepikov, Radiation damping forces and radiation from charged particles, *Soviet Physics Uspekhi* **28**, 506 (1985).
- [33] J. Schwinger, *A Quantum Legacy: Seminal Papers of Julian Schwinger* (World Scientific, Singapore, 2000) Chap. On radiation by electrons in a betatron, Report No. LBNL-39088.
- [34] F. C. Michel, Intense coherent submillimeter radiation in electron storage rings, *Phys. Rev. Lett.* **48**, 580 (1982).
- [35] T. Nakazato, M. Oyamada, N. Niimura, S. Urasawa, O. Konno, A. Kagaya, R. Kato, T. Kamiyama, Y. Torizuka, T. Nanba, Y. Kondo, Y. Shibata, K. Ishi, T. Ohsaka, and M. Ikezawa, Observation of coherent synchrotron radiation, *Phys. Rev. Lett.* **63**, 1245 (1989).
- [36] C. J. Hirschmugl, M. Sagurton, and G. P. Williams, Multiparticle coherence calculations for synchrotron-radiation emission, *Phys. Rev. A* **44**, 1316 (1991).
- [37] K. Berryman, E. Crosson, K. Ricci, and T. Smith, Coherent spontaneous radiation from highly bunched electron beams, *Nucl. Instrum. Methods Phys. Res. A* **375**, 526 (1996).
- [38] J. M. J. Madey, Stimulated emission of bremsstrahlung in a periodic magnetic field, *Journal of Applied Physics* **42**, 1906 (1971), <https://doi.org/10.1063/1.1660466>.
- [39] A. Kondratenko and E. Saldin, Generating of coherent radiation by a relativistic electron beam in an undulator, *Part. Accel.* **10**, 207 (1980).
- [40] P. Emma, R. Akre, J. Arthur, R. Bionta, C. Bostedt, J. Bozek, A. Brachmann, P. Bucksbaum, R. Coffee, F.-J. Decker, *et al.*, First lasing and operation of an ångstrom-wavelength free-electron laser, *Nat. Photon.* **4**, 641 (2010).
- [41] C. Pellegrini, A. Marinelli, and S. Reiche, The physics of x-ray free-electron lasers, *Rev. Mod. Phys.* **88**, 015006 (2016).
- [42] B. M. Dillon and B. King, Light scalars: Coherent nonlinear Thomson scattering and detection, *Phys. Rev. D* **99**, 035048 (2019).
- [43] B. H. Schaap, T. D. C. de Vos, P. W. Smorenburg, and O. J. Luiten, Photon yield of superradiant inverse Compton scattering from microbunched electrons, *New J. Phys.* **24**, 033040 (2022).
- [44] A. Angioi and A. Di Piazza, Quantum limitation to the coherent emission of accelerated charges, *Phys. Rev. Lett.* **121**, 010402 (2018).
- [45] A. Gonoskov, S. Bastrakov, E. Efimenko, A. Ilderton, M. Marklund, I. Meyerov, A. Muraviev, A. Sergeev, I. Surmin, and E. Wallin, Extended particle-in-cell schemes for physics in ultrastrong laser fields: Review and developments, *Phys. Rev. E* **92**, 023305 (2015).
- [46] The considered frequencies are assumed still higher than the frequency of variation of the external field.
- [47] T. Baeva, S. Gordienko, and A. Pukhov, Theory of high-order harmonic generation in relativistic laser interaction with overdense plasma, *Phys. Rev. E* **74**, 046404 (2006).
- [48] S. V. Bulanov, N. M. Naumova, and F. Pegoraro, Interaction of an ultrashort, relativistically strong laser pulse with an overdense plasma, *Phys. Plasmas* **1**, 745 (1994).
- [49] S. Gordienko, A. Pukhov, O. Shorokhov, and T. Baeva, Relativistic doppler effect: Universal spectra and zeptosecond pulses, *Phys. Rev. Lett.* **93**, 115002 (2004).
- [50] C. Thaury, F. Quere, J.-P. Geindre, A. Levy, T. Ceccotti, P. Monot, M. Bougeard, F. Réau, P. d'Oliveira, P. Audebert, *et al.*, Plasma mirrors for ultrahigh-intensity optics, *Nat. Phys.* **3**, 424 (2007).

- [51] S. V. Bulanov, T. Esirkepov, and T. Tajima, Light intensification towards the Schwinger limit, *Phys. Rev. Lett.* **91**, 085001 (2003).
- [52] F. Li, Z. Sheng, M. Chen, H. Wu, Y. Liu, J. Meyer-ter Vehn, W. Mori, and J. Zhang, Coherent kilo-electron-volt backscattering from plasma-wave boosted relativistic electron mirrors, *Appl. Phys. Lett.* **105** (2014).
- [53] D. an der Brügge and A. Pukhov, Enhanced relativistic harmonics by electron nanobunching, *Phys. Plasmas* **17**, 033110 (2010).
- [54] T. J. M. Boyd and R. Ondarza-Rovira, Anomalies in universal intensity scaling in ultrarelativistic laser-plasma interactions, *Phys. Rev. Lett.* **101**, 125004 (2008).
- [55] A. A. Gonoskov, A. V. Korzhimanov, A. V. Kim, M. Marklund, and A. M. Sergeev, Ultrarelativistic nanoplasmonics as a route towards extreme-intensity attosecond pulses, *Phys. Rev. E* **84**, 046403 (2011).
- [56] M. R. Edwards and J. M. Mikhailova, The x-ray emission effectiveness of plasma mirrors: Reexamining power-law scaling for relativistic high-order harmonic generation, *Sci. Rep.* **10**, 1 (2020).
- [57] S. Bhadoria, T. Blackburn, A. Gonoskov, and M. Marklund, Mapping the power-law decay of high-harmonic spectra from few-cycle laser–solid interactions, *Phys. Plasmas* **29**, 093109 (2022).
- [58] J. D. Jackson, *Classical electrodynamics*, 3rd ed. (Wiley, New York, NY, 1999).
- [59] L. I. Schiff, Production of Particle Energies beyond 200 Mev, *Rev. Sci. Instrum.* **17**, 6 (1946).
- [60] V. Y. Kharin, D. Seipt, and S. G. Rykovanov, Temporal laser-pulse-shape effects in nonlinear Thomson scattering, *Phys. Rev. A* **93**, 063801 (2016).
- [61] D. Seipt and B. Kämpfer, Nonlinear Compton scattering of ultrahigh-intensity laser pulses, *Laser Phys.* **23**, 075301 (2013).
- [62] J. Derouillat, A. Beck, F. Pérez, T. Vinci, M. Chiaramello, A. Grassi, M. Flé, G. Bouchard, I. Plotnikov, N. Aunai, *et al.*, Smilei: A collaborative, open-source, multi-purpose particle-in-cell code for plasma simulation, *Comput. Phys. Commun.* **222**, 351 (2018).
- [63] Note that the expression for the total energy in [30] written in the paragraph below Eq. (71b) should be corrected by the factor $\sqrt{M_0}/(1 + M_0)$ ($M_0 = \xi^2$ in our notations). Indeed, for integration Eqs. (69), (71a) over the solid angle one has to account for $\sin\theta$ in $d\Omega = \sin\theta d\theta d\varphi$ and $\sin\theta_0 = 2\sqrt{M_0}/(1 + M_0)$, see Eq. (66).
- [64] S. Bulanov, T. Z. Esirkepov, J. Koga, and T. Tajima, Interaction of electromagnetic waves with plasma in the radiation-dominated regime, *Plasma Phys. Rep.* **30**, 196 (2004).
- [65] A. M. Fedotov, N. V. Elkina, E. G. Gelfer, N. B. Narozhny, and H. Ruhl, Radiation friction versus ponderomotive effect, *Phys. Rev. A* **90**, 053847 (2014).
- [66] A. Gonoskov, A. Bashinov, I. Gonoskov, C. Harvey, A. Ilderton, A. Kim, M. Marklund, G. Mourou, and A. Sergeev, Anomalous radiative trapping in laser fields of extreme intensity, *Phys. Rev. Lett.* **113**, 014801 (2014).
- [67] L. L. Ji, A. Pukhov, I. Y. Kostyukov, B. F. Shen, and K. Akli, Radiation-reaction trapping of electrons in extreme laser fields, *Phys. Rev. Lett.* **112**, 145003 (2014).
- [68] J. M. Cole, K. T. Behm, E. Gerstmayr, T. G. Blackburn, J. C. Wood, C. D. Baird, M. J. Duff, C. Harvey, A. Ilderton, A. S. Joglekar, K. Krushelnick, S. Kuschel, M. Marklund, P. McKenna, C. D. Murphy, K. Poder, C. P. Ridgers, G. M. Samarin, G. Sarri, D. R. Symes, A. G. R. Thomas, J. Warwick, M. Zepf, Z. Najmudin, and S. P. D. Mangles, Experimental evidence of radiation reaction in the collision of a high-intensity laser pulse with a laser-wakefield accelerated electron beam, *Phys. Rev. X* **8**, 011020 (2018).
- [69] K. Poder, M. Tamburini, G. Sarri, A. Di Piazza, S. Kuschel, C. D. Baird, K. Behm, S. Bohlen, J. M. Cole, D. J. Corvan, M. Duff, E. Gerstmayr, C. H. Keitel, K. Krushelnick, S. P. D. Mangles, P. McKenna, C. D. Murphy, Z. Najmudin, C. P. Ridgers, G. M. Samarin, D. R. Symes, A. G. R. Thomas, J. Warwick, and M. Zepf, Experimental signatures of the quantum nature of radiation reaction in the field of an ultraintense laser, *Phys. Rev. X* **8**, 031004 (2018).
- [70] E. Gelfer, N. Elkina, and A. Fedotov, Unexpected impact of radiation friction: enhancing production of longitudinal plasma waves, *Sci. Rep.* **8**, 6478 (2018).
- [71] E. Gelfer, A. Fedotov, and S. Weber, Theory and simulations of radiation friction induced enhancement of laser-driven longitudinal fields, *Plasma Phys. Control. Fusion* **60**, 064005 (2018).
- [72] E. Gelfer, A. Fedotov, and S. Weber, Radiation induced acceleration of ions in a laser irradiated transparent foil, *New J. Phys.* **23**, 095002 (2021).