

# Laboratory Study of Collisionless Magnetic Reconnection

H. Ji<sup>1,2\*</sup>, J. Yoo<sup>2</sup>, W. Fox<sup>2</sup>, M. Yamada<sup>2</sup>, M. Argall<sup>3</sup>, J. Egedal<sup>4</sup>, Y.-H. Liu<sup>5</sup>, R. Wilder<sup>6</sup>, S. Eriksson<sup>7</sup>, W. Daughton<sup>8</sup>, K. Bergstedt<sup>1</sup>, S. Bose<sup>2</sup>, J. Burch<sup>9</sup>, R. Torbert<sup>3</sup>, J. Ng<sup>10,11,2</sup> and L.-J. Chen

<sup>1\*</sup>Department of Astrophysical Sciences, Princeton University, 4 Ivy Lane, Princeton, 08544, New Jersey, U.S.A.

<sup>2</sup>Princeton Plasma Physics Laboratory, P.O. Box 451, Princeton, 08543, New Jersey, U.S.A.

<sup>3</sup>Institute for the Study of Earth, Oceans, and Space, University of New Hampshire, 8 College Road, Durham, 03824, New Hampshire, U.S.A.

<sup>4</sup>Department of Physics, University of Wisconsin - Madison, 1150 University Avenue, Madison, 53706, Wisconsin, U.S.A.

<sup>5</sup>Department of Physics and Astronomy, Dartmouth College, 17 Fayerweather Hill Road, Hanover, 03755, New Hampshire, U.S.A.

<sup>6</sup>Department of Physics, University of Texas at Arlington, 701 S. Nedderman Drive, Arlington, 76019, Texas, U.S.A.

<sup>7</sup>Laboratory for Atmospheric and Space Physics, University of Colorado at Boulder, 1234 Innovation Drive, Boulder, 80303, Colorado, U.S.A.

<sup>8</sup>Los Alamos National Laboratory, P.O. Box 1663, Los Alamos, 87545, New Mexico, U.S.A.

<sup>9</sup>Southwest Research Institute, 6220 Culebra Road, San Antonio, 78238, Texas, U.S.A.

<sup>10</sup>Department of Astronomy, University of Maryland, 4296 Stadium Drive, College Park, 20742, Maryland, U.S.A.

<sup>11</sup>Goddard Space Flight Center, Mail Code 130, Greenbelt, 20771, Maryland, U.S.A.

\*Corresponding author(s). E-mail(s): [hji@pppl.gov](mailto:hji@pppl.gov);

**Abstract**

A concise review is given on the past two decades' results from laboratory experiments on collisionless magnetic reconnection in direct relation with space measurements, especially by Magnetospheric Multiscale (MMS) mission. Highlights include spatial structures of electromagnetic fields in ion and electron diffusion regions as a function of upstream symmetry and guide field strength; energy conversion and partition from magnetic field to ions and electrons including particle acceleration; electrostatic and electromagnetic kinetic plasma waves with various wavelengths; and plasmoid-mediated multiscale reconnection. Combined with the progress in theoretical, numerical, and observational studies, the physics foundation of fast reconnection in collisionless plasmas has been largely established, at least within the parameter ranges and spatial scales that were studied. Immediate and long-term future opportunities based on multiscale experiments and space missions supported by exascale computation are discussed, including dissipation by kinetic plasma waves, particle heating and acceleration, and multiscale physics across fluid and kinetic scales.

**Keywords:** Magnetic Reconnection, Laboratory Experiment, Magnetospheric MultiScale

**Reconnection in the lab**

<b>1</b>	<b>Introduction</b>	<b>3</b>
<b>2</b>	<b>Kinetic structures of diffusion regions</b>	<b>4</b>
2.1	IDR structures without a guide field . . . . .	4
2.1.1	Symmetric anti-parallel reconnection . . . . .	6
2.1.2	Asymmetric anti-parallel reconnection . . . . .	8
2.2	IDR structures with a guide field . . . . .	9
2.3	EDR structures . . . . .	12
<b>3</b>	<b>Energy conversion and partition</b>	<b>13</b>
3.1	Magnetic energy dissipation at the X-point . . . . .	13
3.2	Energy conversion . . . . .	15
3.3	Energy partition . . . . .	16
<b>4</b>	<b>Plasma waves</b>	<b>17</b>
4.1	Whistler waves . . . . .	18
4.2	Electrostatic waves . . . . .	19
4.3	Lower hybrid drift waves and current sheet kinking . . . . .	21
<b>5</b>	<b>Multiscale reconnection</b>	<b>24</b>
<b>6</b>	<b>Future Prospects</b>	<b>25</b>

# 1 Introduction

The history of laboratory study of magnetic reconnection goes back to 1960s (e.g. [Bratenahl and Yeates, 1970](#)) not long since development of the early models ([Sweet, 1958](#); [Parker, 1957](#); [Dungey, 1961](#); [Petschek, 1964](#)). As briefly reviewed by [Yamada et al \(2010\)](#), these early experiments were motivated by solar flares, and carried out in collision-dominated MHD regime at low Lundquist numbers ( $S < 10$ ). The subsequent landmark experiments performed by [Stenzel and Gekelman \(1981\)](#) were also in a largely collisional ( $S < 10$ ) but electron-only regime where ions are unmagnetized even with a strong guide field. While these experiments provided insights of rich physics of magnetic reconnection in the collisional regimes, they are not directly relevant to collisionless reconnection in space, which is the focus of this book, and thus they are not included in this short review paper.

The modern reconnection experiments began with merging magnetized plasmas ([Yamada et al, 1990](#); [Ono et al, 1993](#); [Brown, 1999](#)) using technologies developed during nuclear fusion research. These were followed by driven reconnection experiments in an axisymmetric geometry: Magnetic Reconnection Experiment or MRX ([Yamada et al, 1997](#)), Versatile Toroidal Facility or VTF ([Egedal et al, 2000](#)), and Terrestrial Reconnection Experiment or TREX ([Olson et al, 2016](#)); and in a linear geometry: Rotating Wall Experiment (RWX) ([Bergerson et al, 2006](#)), Reconnection Scaling Experiment (RSX) ([Furno et al, 2007](#)), and more recent Phase Space Mapping experiment (PHASMA) ([Shi et al, 2022](#)). Many of these experiments were able to reach higher Lundquist number, up to  $S \sim 10^3$ , and with magnetized ions. As a result, plasma conditions local to the reconnecting current sheets in these experiments are nearly collisionless, motivating quantitative comparisons with *in-situ* measurements by spacecraft in near-Earth space as well as predictions by Particle-In-Cell (PIC) kinetic simulations. The topics on magnetic reconnection for such comparative research include kinetic structures of diffusion regions, energy conversion from magnetic field to plasma, various plasma wave activity, as well as multiscale reconnection via plasmoid instability of reconnecting current sheets. This paper concisely reviews results from these comparative research activities and highlights several recent achievements, especially in relation with Magnetospheric Multiscale (MMS) mission. Summary of magnetic reconnection research in a broader scope can be found in review papers by [Zweibel and Yamada \(2009\)](#) and [Yamada et al \(2010\)](#), as well as in more recent reviews ([Yamada, 2022](#); [Ji et al, 2022](#)). The latter review paper especially focuses on the future development of magnetic reconnection research by emphasizing its multiscale nature.

The rest of this review is organized in the following sections: kinetic structures of reconnecting diffusion regions in Sec.2 including both ion and electron diffusion regions (IDR and EDR), reconnection energetics in Sec.3, plasma waves in Sec.4, plasmoids during reconnection in Sec.5, followed by the future outlook in Sec.6.

## 2 Kinetic structures of diffusion regions

Detailed studies of magnetic reconnection based on *in-situ* measurements in the laboratory and in space began with detecting kinetic structures of diffusion regions near the X-line, as the research focus was the origin of fast reconnection in collisionless plasmas. The origin of kinetic structures to support reconnection electric field in collisionless plasmas can be understood via the generalized Ohm's law,

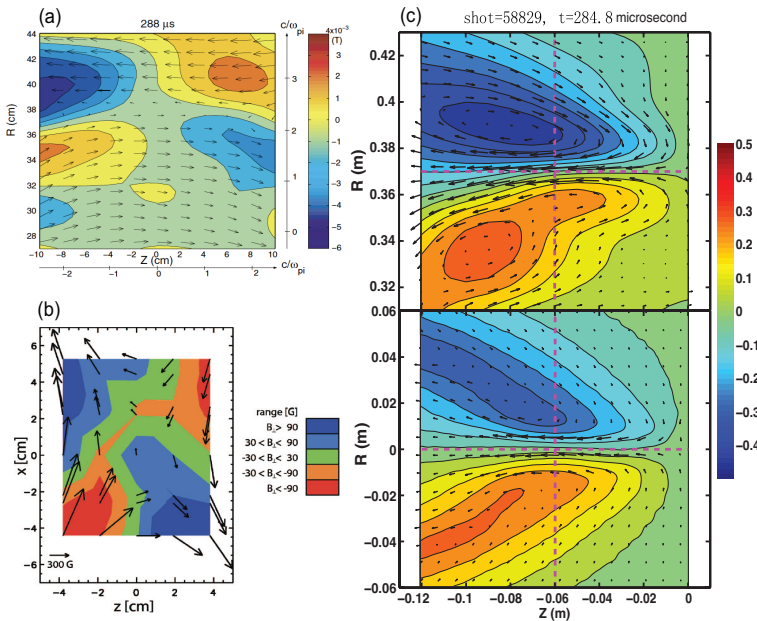
$$\mathbf{E} + \mathbf{V} \times \mathbf{B} = \eta_s \mathbf{j} + \frac{\mathbf{j} \times \mathbf{B}}{en} - \frac{\nabla p_e}{en} - \frac{\nabla \cdot \mathbf{\Pi}_e}{en} - \frac{m_e}{e} \frac{d\mathbf{V}_e}{dt}, \quad (1)$$

where  $\mathbf{E}$ ,  $\mathbf{V}$ ,  $\mathbf{B}$ , and  $\mathbf{j}$  are electric field, velocity, magnetic field, and current density, respectively; and  $\eta_s$  is the Spitzer resistivity.  $n$  and  $\mathbf{V}_e$  are the electron density and fluid velocity, respectively. The full electron pressure tensor is expressed as a sum of diagonal isotropic pressure tensor and stress tensor which includes off-diagonal pressure tensor:  $\mathbf{P}_e \equiv p_e \mathbf{I} + \mathbf{\Pi}_e$  where  $\mathbf{I}$  is unit tensor, and  $m_e$  and  $e$  are electron mass and charge, respectively. The RHS of Eq.(1) represents non-ideal-MHD electric field in diffusion regions where  $\mathbf{V} \times \mathbf{B}$  diminishes while  $\mathbf{E}$  remains large for fast reconnection. Each of these non-ideal-MHD terms is associated with a spatial structure in steady state on the corresponding scale in electromagnetic field or electron quantities.

In collisional MHD plasmas, the only non-ideal electric field is due to collisional resistivity,  $\eta_s \mathbf{j}$ , while ions and electrons are closely coupled to behave as a single fluid, moving at the MHD fluid velocity,  $\mathbf{V}$ . In contrast, collisional resistivity is negligible in collisionless plasmas where non-ideal-MHD electric field must come from other terms on the RHS of Eq.(1). In such plasmas, ions and electrons decouple from each other as they approach the current sheet. Ions get demagnetized in a larger ion diffusion region (IDR) while electrons get demagnetized closer to the X-line in a smaller electron diffusion region (EDR). In general, the second and third terms on the RHS of Eq.(1),  $\mathbf{j} \times \mathbf{B}/en - \nabla p_e/en$ , provide non-ideal-MHD electric field in IDR depending on the guide field strength, while the last two terms are responsible for non-ideal electric field in EDR. Below we review the laboratory studies of kinetic structures in both IDR and EDR, in comparisons with space measurements and numerical simulations, with or without a guide field, as well as with and without symmetries between the two upstream reconnection regions.

### 2.1 IDR structures without a guide field

When the guide field is negligible, reconnection electric field,  $E_y$ , is perpendicular to magnetic field which is mostly within the reconnection plane of  $(z, x)$ . A natural candidate to generate the required non-ideal-MHD electric field perpendicular to local magnetic field is the second term on the RHS of Eq.(1),  $\mathbf{j} \times \mathbf{B}/en$ , which is often called Hall term originated from the differences in the in-plane ion and electron motions as expected in IDR. Since



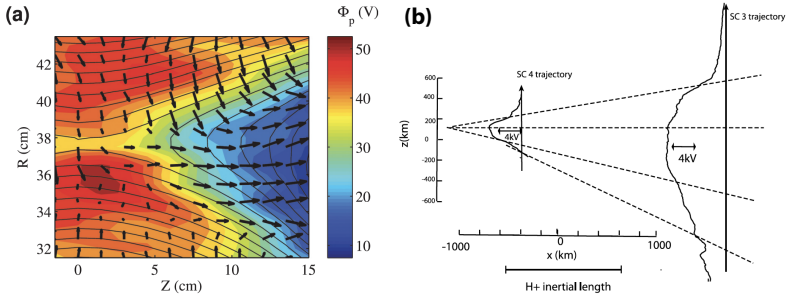
**Fig. 1** Measured instantaneous quadrupolar structure of out-of-the-plane magnetic field component during anti-parallel collisionless reconnection. (a) data from Magnetic Reconnection eXperiment or MRX (Ren et al, 2005) where  $R$  is the direction across current sheet and  $Z$  is along the reconnecting magnetic field; (b) data from Swarthmore Spheromak eXperiment or SSX (Brown et al, 2006) where  $X$  is the direction across current sheet and  $Z$  is along the reconnecting magnetic field; (c) comparison between MRX data (top panel) and 2D PIC simulation using corresponding parameters (bottom panel) in one half of the reconnection plane showing excellent agreements on ion scales (Ji et al, 2008). Arrows indicate electron flow velocity.

such motions preserve symmetry between both upstreams and also both downstreams (unless distant asymmetries are imposed; see below), a quadrupolar structure in out-of-the-plane (Hall) magnetic field component,  $B_y$ , on the ion skin depth has been predicted theoretically (Sonnerup, 1979; Terasawa, 1983) and numerically (Birn et al, 2001, and references therein).

In addition to the inductive reconnection electric field in the out-of-the-plane direction,  $E_y$ , there may exist an in-plane electric field,  $\mathbf{E}_{\text{in-plane}}$ . At the outer scales (regions outside of IDR) where ideal MHD applies, the RHS of Eq.(1) vanishes, resulting in  $\mathbf{E}_{\text{in-plane}} = -(\mathbf{V} \times \mathbf{B})_{\text{in-plane}}$ . Without a guide field,  $\mathbf{E}_{\text{in-plane}} = -V_y \mathbf{B}$  which vanishes unless there exists a significant out-of-the-plane flow,  $V_y$ .

However, a significant  $\mathbf{E}_{\text{in-plane}}$ , called the Hall electric field, arises even without an ion flow  $V_y$  in the IDR. This is because in IDR only ions are dissipative and electrons are ideal. Therefore,  $\mathbf{E} \approx -\mathbf{V}_e \times \mathbf{B}$  and  $\mathbf{E}_{\text{in-plane}} \approx -V_{ey} \mathbf{B} \approx j_y \mathbf{B} / en$ . It also follows that  $\mathbf{E} \cdot \mathbf{B} \approx 0$ , and without a guide field,  $\mathbf{E}_{\text{in-plane}} \cdot \mathbf{B} \approx 0$ . In other words,  $\mathbf{E}_{\text{in-plane}}$  is perpendicular to local

## 6 RECONNECTION IN THE LAB



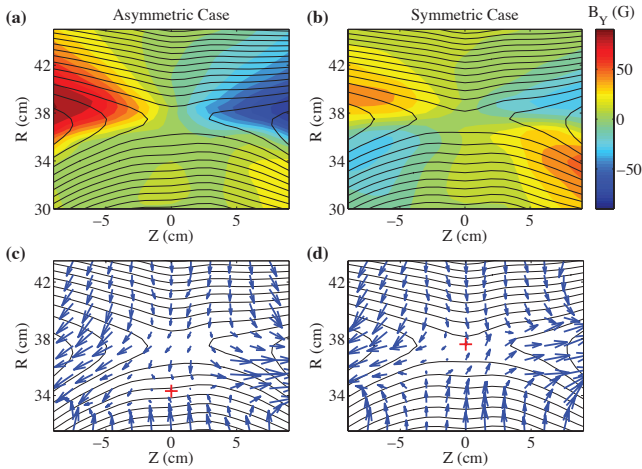
**Fig. 2** (a) Measured 2D Hall electric potential and ion in-plane flow in MRX during anti-parallel reconnection where a half of the saddle-type quadrupolar structure is shown. Adapted from [Yamada et al \(2015\)](#). (b) Measured Hall electric potential by two Cluster spacecraft during a magnetotail reconnection event, consistent with the expectation that the potential is deeper and wider more faraway from the X-line. Adapted from [Wygant et al \(2005\)](#).

magnetic field everywhere, which by symmetry must have a quadrupolar structure around X-line, consistent with numerical predictions (e.g. [Shay et al, 1998](#)). By the virtue of Faraday's Law in quasi-steady state ( $\partial B_y / \partial t \approx 0$ ),  $\mathbf{E}_{\text{in-plane}}$  is curl-free and can be well represented by an electrostatic potential,  $\mathbf{E}_{\text{in-plane}} \approx -\nabla\phi$ . Therefore  $\phi$  must have a saddle-type quadrupolar structure determined by the significant out-of-the-plane  $j_y$  in IDR. The presence of both  $\phi$  and  $B_y$  in the IDR enables fast reconnection by diverting a significant amount of incoming magnetic energy directly towards downstream in the outflow direction via Poynting vector  $E_x B_y / \mu_0$ , without having to pass through the X-line. Note here that  $E_x$  is part of  $\mathbf{E}_{\text{in-plane}}$  and peaks along the separatrix with a width on electron scales while extends to the ion scales ([Chen et al, 2008](#)). Over time, the depleted total pressure at the X-line pulls in more upstream magnetic pressure leading to the open-outflow geometry necessary for fast reconnection ([Liu et al, 2022](#)). The prediction of both Hall magnetic and electric fields motivated an intensive search of such field structures as first evidence of fast collisionless reconnection.

### 2.1.1 Symmetric anti-parallel reconnection

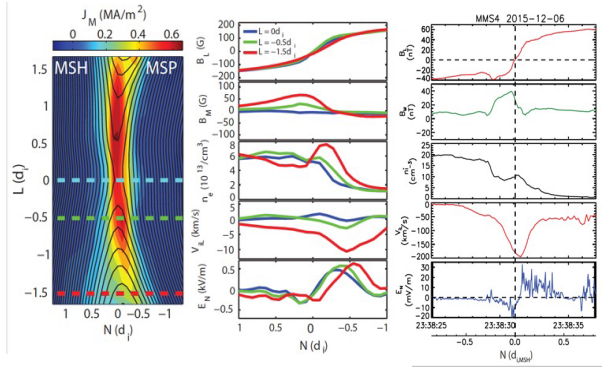
A textbook example measurement of the Hall magnetic and electric structures was by Polar spacecraft ([Mozer et al, 2002](#)) where a bipolar signature for both  $B_y$  and  $E_x$  was detected as the spacecraft traverses across current sheet on one of outflows during a rare event of symmetric, anti-parallel reconnection in Earth's magnetopause. Later with multiple spacecraft of Cluster, 2D structures of Hall magnetic and electric fields have been mapped statistically around X-line in Earth's magnetotail ([Eastwood et al, 2010](#)).

Aiming to go beyond the 1D measurements by spacecraft, an effort was made in the laboratory experiments to directly capture instantaneous 2D quadrupolar structures in  $B_y$  during anti-parallel reconnection. Figure 1(a)



**Fig. 3** 2-D profiles of the out-of-plane magnetic field ( $B_y$ ) with contours of the poloidal flux for asymmetric (a) and symmetric (b) cases. Compared to the symmetric case, the quadrupole magnetic field component is enhanced on the high-density side ( $R > 37.5$  cm) and suppressed on the low-density side ( $R < 37.5$  cm). Black lines indicate contours of the poloidal magnetic flux which represent magnetic field lines. In-plane ion flow vector profiles for asymmetric (c) and symmetric (d) cases. For the asymmetric case, the ion inflow stagnation point is shifted to the low-density side. The upstream density ratio ( $n_1/n_2$ ) for the asymmetric case is about 6, while it is about 1.2 for the symmetric case. Figure from Yoo et al (2014b).

and (b) show first such measurements from Magnetic Reconnection eXperiment or MRX (Ren et al, 2005) and Swarthmore Spheromak eXperiment or SSX (Brown et al, 2006), respectively. Furthermore, quantitative comparisons were made between MRX and 2D PIC simulations using corresponding parameters, showing excellent agreements on ion scales (Ji et al, 2008), see Fig.1(c). Since ions control the overall reconnection rate in collisionless reconnection (Biskamp et al, 1995; Hesse et al, 1999), the convergence on the ion-scale kinetic structures between numerical prediction, laboratory experiment and space measurement essentially validated the concept of collisionless fast reconnection. In addition, since collisionality can be actively controlled in the laboratory, continuous transition has been demonstrated from slow Sweet-Parker collisional reconnection (Ji et al, 1998) without a significant  $B_y$  structure to fast collisionless reconnection with a significant  $B_y$  structure (Yamada et al, 2006). The Hall electric field potential  $\phi$  was also simultaneously measured by multiple spacecraft in the magnetotail on the ion scale at downstream (Wygant et al, 2005), and on the electron scale across the current sheet (Chen et al, 2008). The structure is consistent with the 2D measurements in MRX where a half of the saddle-type quadrupolar potential structure is shown, see Fig.(2).



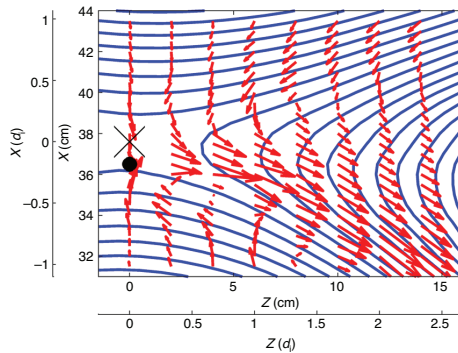
**Fig. 4** Comparisons of various profiles across asymmetric reconnection current sheet between MRX and MMS. (left panel) 2-D profiles reconnecting field lines and out-of-the-plane current density in MRX. (middle panel) Cross current sheet profiles of magnetic field, density, ion outflow and in-plane electric field at three different locations marked in the left panel. (right panel) Cross current sheet profiles of the same quantities during an magnetopause asymmetric reconnection event by MMS on December 6, 2015.

### 2.1.2 Asymmetric anti-parallel reconnection

Magnetic reconnection in nature often occurs with significant differences in the density, temperature, and magnetic field strength across the current sheet. A best example of this asymmetric reconnection is reconnection at the magnetopause (Mozer and Pritchett, 2011), where the density ratio across the current sheet ranges from 10–100 and a magnetic field strength ratio of 2–4.

In the laboratory, reconnection with a strong density asymmetry across the current sheet have been extensively studied and compared to space observations at the subsolar magnetopause (Yoo et al, 2014b, 2017; Yamada et al, 2018). The ratio of the two upstream densities ranges from 5 to 10. It has been shown that strong density asymmetry alters the electric and magnetic field structures in diffusion regions. In IDR, the uniform reconnection electric field  $E_y$  is approximately balanced by the Hall term  $\mathbf{j}_{\text{in-plane}} \times \mathbf{B}/en$  on both upstreams. The asymmetry in density has to be compensated by asymmetry in  $\mathbf{j}_{\text{in-plane}}$  since the in-plane magnetic fields are similar since the pressure balance is maintained by temperature asymmetry. The much larger  $\mathbf{j}_{\text{in-plane}}$  significantly enlarge  $B_y$  on the higher density side so that the quadrupolar structure becomes almost bipolar, as shown in Fig. 3(a) and (b) (Yoo et al, 2014b). In contrast, the in-plane electric field is much larger on the low density side since  $\mathbf{E}_{\text{in-plane}} \approx \mathbf{j}_y B/en$  where  $j_y$  and  $B$  are similar between two upstreams. As a result, the in-plane bipolar electrostatic field becomes almost unipolar (Yoo et al, 2017). All these features agree with space observations (e.g. Mozer and Pritchett, 2011; Burch et al, 2016). Figure 4 show excellent agreements between MRX and an example of the MMS measurements at Earth’s magnetopause on profiles of magnetic field components, density, ion outflow, and in-plane electric field.





**Fig. 5** Electron dynamics observed during asymmetric reconnection in the MRX. In the reconnection plane, electron flows together with reconnecting field lines. The X marker at  $(R, Z) = (37.6, 0)$  is the X-line and the black circle denotes the stagnation point of in-plane electron flow. Figure from [Yamada et al \(2018\)](#).

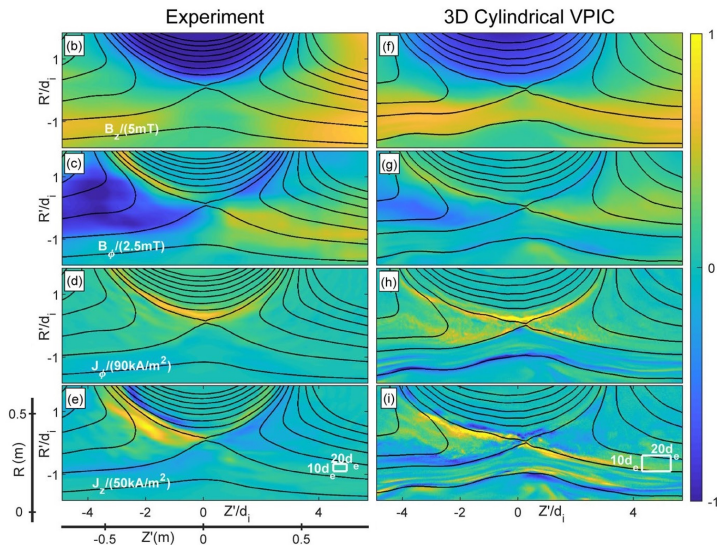
Strong density asymmetry also causes the shift of electron and ion stagnation points ([Yoo et al, 2014b](#); [Yamada et al, 2018](#)). The ion stagnation point is the location where the in-plane ion flow velocity vanishes. As shown in [Fig. 3\(c\)](#) and [\(d\)](#), the ion stagnation point is shifted to the low-density side by about 3 cm ( $\sim 0.5 d_i$ ;  $d_i$  is the ion skin depth) for the asymmetric case, while it is very close to the X-point for the symmetric case.

The electron stagnation point is also shifted to the low-density side, as shown in the [Fig. 5](#). The stagnation point denoted by the black dot is shifted by about 1 cm, which is about  $0.15 d_i$ . These shifts are caused by the imbalance in the electron and ion inflow due to the density asymmetry. This overshooting of electrons from the magnetosheath (high-density) side is consistent with the well-known crescent-shape electron distribution function near the stagnation point ([Hesse et al, 2014](#)), which is observed by MMS ([Burch et al, 2016](#)).

The TREX experiment also explored asymmetric anti-parallel reconnection with the plasma density at large radii inflow being suppressed by a factor of about 4. Numerically, the TREX configuration was implemented in the cylindrical version of the VPIC code ([Bowers et al, 2009](#)), where properly scaled current sources increasing over time were added at the drive coil locations. Initial density and magnetic field profiles were set at the simulation based on experimental data. As shown in [Fig. 6](#), magnetic field and current structures similar to those of MRX are observed, and reproduced with remarkable agreement through matching numerical simulations ([Olson et al, 2021](#); [Greess et al, 2021](#)).

## 2.2 IDR structures with a guide field

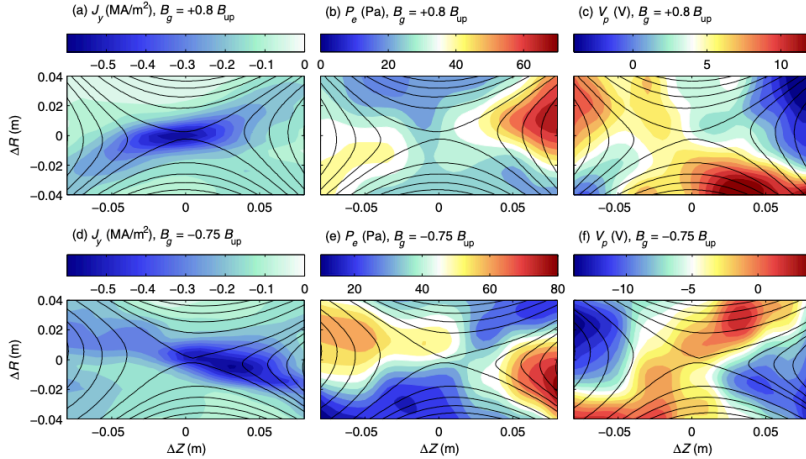
Anti-parallel reconnection is a rather special magnetic geometry in nature where reconnection occurs often with a finite guide field,  $B_g$ . With the addition of  $B_g$ , the reconnecting field lines meet at an angle less than  $180^\circ$ , and a sufficiently strong guide field modifies the reconnection process by magnetizing



**Fig. 6** (Panel b-e) Magnetic field and current components recorded in TREX during reconnection. (Panel f-i) Matched 3D kinetic simulation results reproducing the experimental results. After [Gress et al \(2021\)](#).

the electrons and ions in the layer. The characteristic kinetic scale across the collisionless current sheet transitions from ion skin depth to ion sound Larmor radius ( $\rho_s$ ) as  $B_g$  increases.

A finite  $B_g$  also introduces an in-plane electric field structure at the outer ideal scales even without a significant  $V_y$ . This is because in this case  $E_{\text{in-plane}} = V_{\text{in-plane}} B_g$  where  $V_{\text{in-plane}}$  is the in-plane flow due to reconnection. This  $E_{\text{in-plane}}$  is required to satisfy ideal MHD condition  $\mathbf{E} \cdot \mathbf{B} = E_y B_g + \mathbf{E}_{\text{in-plane}} \cdot \mathbf{B} = 0$  as the reconnection electric field  $E_y$  now has a parallel component which can extend over a large area. At upstream where the *reconnecting* component  $B_z$  dominates over the *reconnected* component  $B_x$ ,  $E_z \approx -E_y(B_y/B_z)$  can even dominate the reconnection electric field  $E_y$  under strong-guide field conditions. Correspondingly, in the downstream where  $B_z$  is small,  $E_x \approx -E_y(B_y/B_x)$ . As before, under quasi-steady conditions ( $\partial B_y / \partial t \approx 0$ ) the in-plane electric field is well represented by a quadrupolar potential structure,  $\mathbf{E}_{\text{in-plane}} = -\nabla \phi$ . This potential structure, in turn, drives  $\mathbf{E} \times \mathbf{B}$  drift for both electrons and ions to support the required in-plane, incompressible reconnection flow,  $\mathbf{V}_{\text{in-plane}}$ . This quadrupolar potential structure on the outer scales was observed in the VTF ([Egedal and Fasoli, 2001](#); [Egedal et al, 2003](#)) with a strong guide field and shown to balance the global reconnection electric field in the upstream, as well as interactions with global MHD modes that drive reconnection ([Katz et al, 2010](#)). However, this quadrupolar potential structure on the outer ideal scales has not been reported by space measurements.

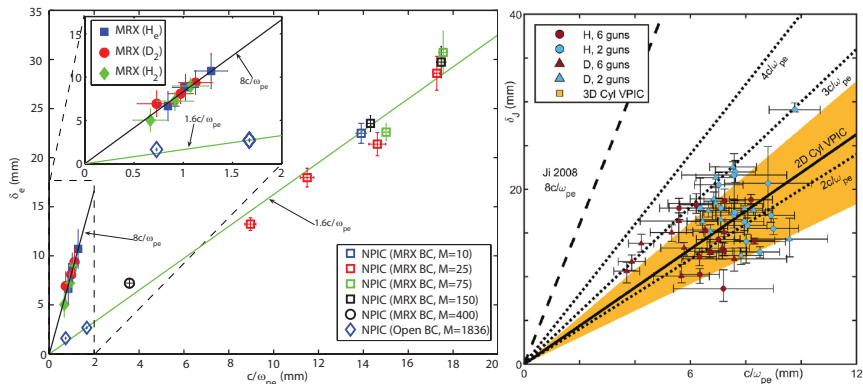


**Fig. 7** 2-D profile data showing observations of quadrupolar pressure variation during guide field magnetic reconnection. (a,d) Plasma current profile; (b,e) Plasma pressure; (c,f) Plasma potential. Between (a-c) and (d-f) the sign of the guide field was reversed, leading to a change in the orientation of the quadrupolar profiles. After [Fox et al \(2017\)](#).

This quadrupolar potential structure persists from the outer ideal scales to IDR with a characteristic scale of  $\rho_s$  during guide field reconnection. When approaching  $\rho_s$  scale, in addition to the *incompressible*  $\mathbf{u}_E = \mathbf{E} \times \mathbf{B}/B^2$  drift, the in-plane ion polarization drift,  $\mathbf{u}_p = (m_i/eB^2)(\mathbf{u}_E \cdot \nabla)\mathbf{E}_{\text{in-plane}}$ , becomes increasingly important. Here  $m_i$  is ion mass. This cross-field ion polarization drift is *compressible*, and it can generate density variation with electrons moving along the field line to satisfy quasineutrality ([Kleva et al, 1995](#)). Combined with continuity equation,  $(\mathbf{u}_E \cdot \nabla)n + n\nabla \cdot \mathbf{u}_p = 0$ , the predicted density variation follows  $\ln(n/n_0) = (m_i/eB^2)\nabla^2\phi$  with a quadrupolar structure. This density structure develops large electron pressure variations along the field lines until the third term on RHS of Eq.(1) becomes important so that

$$E_{\parallel} = -\frac{\nabla_{\parallel} p_e}{en} \approx -\rho_s^2 \nabla_{\parallel} \nabla^2 \phi \quad (2)$$

to reach a steady state in IDR. The quadrupolar density structure has been directly measured on MRX as shown in Fig.7 during guide field reconnection. Such a structure was originally predicted from two-fluid extended MHD simulations ([Aydemir, 1992](#); [Kleva et al, 1995](#)). [Øieroset et al \(2016\)](#) have measured a plasma density variation consistent with such a quadrupolar structure during a current sheet crossing by MMS. The correspondence was observed in a symmetric guide-field reconnection event, and inferred through the comparison with simulations. The crossing of the current sheet was sufficiently downstream that only a bipolar variation (half a quadrupole) was observed.



**Fig. 8** (a) Measured half width of EDR on MRX compared with 2D PIC simulations in cartesian geometry (Ji et al, 2008) (b) measured half width of EDR on TREX compared with 2D PIC simulation (solid line) and 3D (orange region) in cylindrical geometry (Gress et al, 2021).

### 2.3 EDR structures

The last two terms in Eq.(1) are responsible in collisionless plasmas for magnetic field dissipation within electron diffusion region or EDR where electrons are demagnetized typically on the order of electron skin depth ( $d_e$ ) or gyro radius ( $\rho_e$ ). EDR is the location where field lines are finally reconnected from upstream toward downstream. In particular, the importance of off-diagonal terms in the electron pressure tensor in EDR has been predicted theoretically (Vasyliunas, 1975; Lyons and Pridmore-Brown, 1990), demonstrated numerically (Cai and Lee, 1997; Hesse et al, 1999; Pritchett, 2001), and explained physically (Kulsrud et al, 2005). Unmagnetized electrons with an in-plane thermal speed  $v_x$  or  $v_z$  are subject to free acceleration by reconnection electric field  $E_y$ , generating large off-diagonal pressure  $P_{xy}$  or  $P_{zy}$ , respectively, during their transit time in EDR. This manifests as spatial derivatives in the  $y$  component of  $\nabla \cdot \Pi_e$  in Eq.(1). The competing alternative to this dissipation mechanism is the so-called anomalous resistivity based on 3D kinetic instabilities (Papadopoulos, 1977, and references therein) and they have been used numerically to reproduce the Petschek solution of fast reconnection (Ugai and Tsuda, 1977; Sato and Hayashi, 1979) since the early phase of reconnection research. There have been evidence from the MMS measurements for the laminar off-diagonal pressure tensor effect (Torbert et al, 2018; Egedal et al, 2018, 2019) and also for possible importance of anomalous resistivity or 3D effect (Torbert et al, 2016; Ergun et al, 2017; Cozzani et al, 2021).

The EDR has been also identified for the anti-parallel reconnection on MRX (Ren et al, 2008) as outgoing electron jets between two quadrants in the  $B_y$  structure shown in Fig.1(c). The importance of the off-diagonal pressure tensor in EDR is closely related to the magnitude and width of such electron jets (Hesse et al, 1999). Compared with 2D PIC simulations in cartesian geometry, however, the electron jet speed is much slower and their layer half width

is 3-5 times thicker (Ji et al, 2008), as shown in Fig.8(a). This discrepancy persisted even after incorporating finite collisions (Roytershteyn et al, 2010) and 3D effects via Lower Hybrid Drift Waves (LHDW, see later) (Roytershteyn et al, 2013) in the simulations when averaged over the  $y$  direction. In contrast, the EDR has been recently studied on TREX and their measured half width agrees well with the predictions by 2D PIC simulations in cylindrical geometry (Greess et al, 2021), shown in Fig.8(b). 3D effects via LHDW can distort the EDR in the out-of-the-plane direction, weakly broadening the numerical directions of EDR width [orange region in Fig.8(b)], but the off-diagonal pressure tensor effect remains dominant at each location.

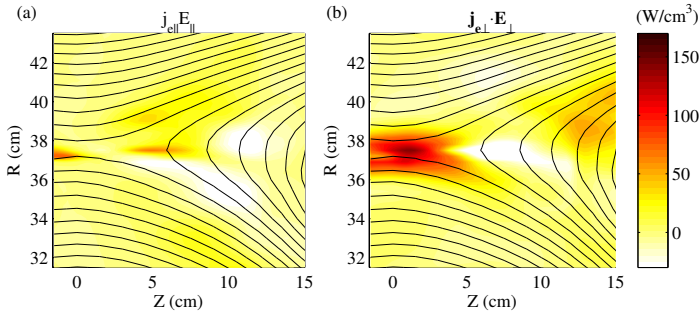
In addition to the differences in simulation geometries, there are several possibilities to resolve these different results. First, the anti-parallel reconnection in this comparison was driven symmetric on MRX (Fig. 1) while asymmetric on TREX (Fig. 6). It is unclear whether symmetry plays a role in determining EDR thickness. Second, the colder ion temperature,  $T_i \ll T_e$ , at TREX may favor triggering LHDW which can distort the EDR (Roytershteyn et al, 2012), compared with MRX where  $T_i \sim T_e$ . Third, there are also differences in measuring EDR: the “jogging” method in which the EDR is rapidly swept over an 1D probe array in TREX may have higher effective spatial resolutions, requiring that the structures remain in same shape as confirmed experimentally (Olson et al, 2021), while such a requirement is not needed for the 2D probe array but with less spatial resolutions on MRX.

Furthermore, if there are sufficient scale separations between electron skin depth ( $d_e$ ) and Debye length ( $\lambda_D$ ) during anti-parallel reconnection,  $d_e/\lambda_D = c/v_{th,e} > 30$ , the counter-streaming electron beams in the unmagnetized EDR are unstable to streaming instabilities (Jara-Almonte et al, 2014), possibly leading to efficient dissipation broadening EDR. Interestingly, this condition is equivalent to  $T_e < 570$  eV which is generally satisfied in space, solar and laboratory plasmas, except in Earth’s magnetotail and also in the typical PIC simulations where laminar anti-parallel reconnection is dominated by the electron pressure tensor effects (e.g. Torbert et al, 2018; Egedal et al, 2019). For guide field reconnection, this condition should be revised to  $\rho_e/\lambda_D = \omega_{pe}/\omega_{ce} = (\sqrt{\beta_e/2})d_e/\lambda_D > 30$  implying the importance of electron beta,  $\beta_e$ . Obviously, further research is needed to resolve these differences in order to understand better when and how 2D laminar or 3D anomalous effects dominate the dissipation in EDR.

## 3 Energy conversion and partition

### 3.1 Magnetic energy dissipation at the X-point

The primary consequence of magnetic reconnection is the impulsive dissipation of excessive free energy in magnetic field to plasma charged particles. The energy dissipation near the X-point (inside the EDR) is dominated by electron dynamics, as the electron current is much stronger than the ion current in the EDR. The rate of the energy conversion from the magnetic to plasma kinetic

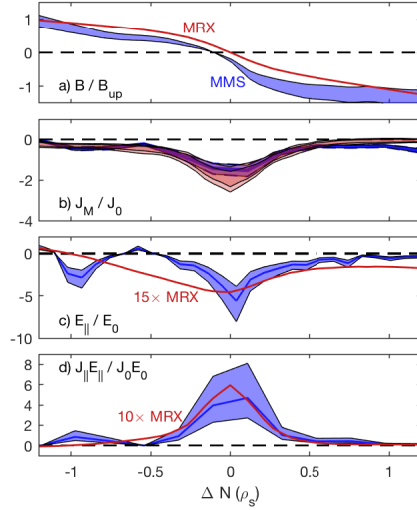


**Fig. 9** Comparison of two compositions of energy deposition rate measured in MRX for symmetric, anti-parallel magnetic reconnection; (a)  $j_{e\parallel} E_{\parallel}$  and (b)  $j_{e\perp} \cdot E_{\perp}$ . Figure from Yamada et al (2016).

energy per unit volume can be quantified by  $\mathbf{j} \cdot \mathbf{E}$  in the laboratory frame. This frame-dependent  $\mathbf{j} \cdot \mathbf{E}$ , however, is not much different from the frame-independent quantity of  $\mathbf{j} \cdot \mathbf{E}'$  where  $\mathbf{E}' = \mathbf{E} + \mathbf{V}_e \times \mathbf{B}$  (Zenitani et al, 2011) in the EDR especially near the X-point, since electrons are unmagnetized. Thus, we will only discuss the quantity of  $\mathbf{j} \cdot \mathbf{E}$  here for simplicity.

During anti-parallel reconnection, magnetic energy dissipation near the X-point is dominated by the perpendicular component of  $\mathbf{j}_e \cdot \mathbf{E}$ ,  $\mathbf{j}_{e\perp} \cdot \mathbf{E}_{\perp}$ , in both symmetric (Yamada et al, 2014, 2016) and asymmetric cases (Yoo et al, 2017; Yamada et al, 2018). Figure 9 shows a clear dominance of  $\mathbf{j}_{e\perp} \cdot \mathbf{E}_{\perp}$  (panel b) over  $j_{e\parallel} E_{\parallel}$  (panel a) near the X-point at  $(R, Z) = (37.5, 0)$  cm during symmetric, anti-parallel reconnection in MRX. This agrees well with space where  $\mathbf{j}_{e\perp} \cdot \mathbf{E}_{\perp}$  is strongest near the stagnation point (Burch et al, 2016; Yamada et al, 2018). Furthermore, the perpendicular electric field near the X-point is dominated by the out-of-the-plane reconnection electric field which can directly accelerate electrons (Zenitani and Hoshino, 2001) as shown during an magnetotail reconnection event measured by MMS (Torbert et al, 2018), and also recently during anti-parallel reconnection driven by lasers (Chien et al, 2023) where an accelerated electron beam was detected.

If there is a significant guide field, however, the energy conversion is dominated by the parallel component,  $j_{e\parallel} E_{\parallel}$  (Fox et al, 2018; Pucci et al, 2018; Bose et al, 2022), consistent with the MMS observation (Wilder et al, 2018). This difference is mainly related to the fact that the energy conversion inside the EDR is mostly through the out-of-plane reconnection electric field. Without a guide field, the reconnection electric field is mostly perpendicular to the magnetic field, while it becomes mostly parallel to the magnetic field with a sizable guide field. Figure 10 shows direct and scaled comparisons between MRX with a guide field of about 0.6 times of the reconnecting field (Fox et al, 2017) and MMS data with a guide field of about 3.5 times of the reconnecting field (Eriksson et al, 2016). When normalized properly, profiles of magnetic field and current density agree with each other within error bars. A similar



**Fig. 10** Scaled comparison of MRX (red curves and bands) and MMS (blue bands) data from the event of [Eriksson et al \(2016\)](#), for cuts of the reconnecting magnetic field (a), out-of-the plane current density (b) parallel electric field (c), and the parallel component of energy dissipation rate (d) from [Fox et al \(2018\)](#).

conclusion was obtained when compared with another MMS event with lower guide field ([Wilder et al, 2018](#)). In both cases  $\mathbf{j} \cdot \mathbf{E}$  in the current sheet is dominated by  $j_{\parallel} E_{\parallel}$ , consistent with numerical predictions ([Pucci et al, 2018](#)). The peak values of parallel electric field, however, is larger by an order of magnitude in MMS than in MRX. This highlights the importance in our further understanding energy conversion by reconnection ([Ergun et al, 2016](#)), including questions on where do these intense parallel electric fields come from and what effects do they have on plasma heating and acceleration.

### 3.2 Energy conversion

Particle heating and acceleration local to the reconnection region have been directly measured in details in the laboratory ([Hsu et al, 2000](#); [Brown et al, 2002](#); [Stark et al, 2005](#); [Ono et al, 2011](#); [Tanabe et al, 2015](#); [Yoo et al, 2013, 2014b](#)). During anti-parallel reconnection whether symmetric or asymmetric on MRX, incoming ions from upstream are directly accelerated by the in-plane electrostatic electric field,  $\mathbf{E}_{\text{in-plane}}$ , in the IDR ([Yoo et al, 2013, 2014b](#)) (see [Fig.2\(b\)](#)) before they are “remagnetized” at further downstream converting flow energy to thermal energy. Although  $\mathbf{E}_{\text{in-plane}} \approx -(\mathbf{V}_e \times \mathbf{B})_{\text{in-plane}}$  is non-dissipative for electrons within the IDR (but outside EDR), it can energize ions via  $en\mathbf{V}_i \cdot (\mathbf{V}_e \times \mathbf{B})_{\text{in-plane}}$  ([Liu et al, 2022](#)). This has been confirmed numerically ([Yoo et al, 2014a](#); [Yamada et al, 2018](#)).

During strong guide field reconnection in VTF, ion heating was observed and interpreted (Stark et al, 2005) as magnetic moment conservation was broken due to strong motional variation of the in-plane electric field (Egedal et al, 2003),  $(\mathbf{v} \cdot \nabla)\mathbf{E}_{\text{in-plane}}$ . A key dimensionless parameter  $e\nabla^2\phi/m_iB^2 \gtrsim 1$  was identified to demagnetize and energize ions (Stark et al, 2005). Ions are heated downstream of magnetic reconnection during plasma merging with a significant guide field (Ono et al, 2011).

Electron heating is mostly localized to the EDR near the X-line during symmetric anti-parallel reconnection as implied by the large value of  $\mathbf{j} \cdot \mathbf{E}$  there (Yoo et al, 2014a) or along the low-density side of separatrices during asymmetric anti-parallel reconnection on MRX (Yoo et al, 2017). While parallel electric field is expected to explain a large fraction of electron temperature increase (Egedal et al, 2013; Yoo et al, 2017), other mechanisms, such as by various wave activities (see below), are not excluded (Ji et al, 2004; Zhang et al, 2023). Electron heating is also measured during guide field reconnection in the electron-only region (Shi et al, 2022) and in the electron-ion region on MRX (Bose et al, 2022). Strong electron heating was observed within the current sheet during plasma merging (Tanabe et al, 2015). These results are in general agreement with MMS results on significant electron energization within EDR (Eastwood et al, 2020).

Direct measurements of particle acceleration local to the reconnection region are generally difficult in the laboratory, despite many acceleration mechanisms have been proposed and studied intensively numerically (Ji et al, 2022). They include direct acceleration by reconnection electric field (Zenitani and Hoshino, 2001), parallel electric field (Egedal et al, 2013), Fermi acceleration (Drake et al, 2006), and betatron acceleration (Hoshino et al, 2001). Accelerated electrons along magnetic field were measured by an energy analyzer (Gekelman and Stenzel, 1985) during reconnection although in a different region. On VTF where reconnection is driven dynamically with a strong guide field, a population of energized tail of electrons along the field line were detected to increase by factors of several, doubling an effective temperature from  $\sim 20$  eV to up to 40eV (Fox et al, 2010, 2012). Electron jets at electron Alfvén speed have been directly detected by Thomson scattering diagnostics during guide field electron-only reconnection (Shi et al, 2022). More recently, non-thermal electrons with energies of  $\sim 100T_e$  due to reconnection electric field of anti-parallel reconnection at low- $\beta$  driven by lasers were directly detected with an angular spread consistent with simulation (Chien et al, 2023). The later supports an astrophysical conjecture to accelerate electrons by reconnection to high energies beyond the synchrotron burnoff limit (Cerutti et al, 2013).

### 3.3 Energy partition

One of the advantages of laboratory experiments over the space measurements is that 2D profiles of key plasma and field parameters can be obtained by repeating measurements over a similar set of discharges. These 2D profiles can



be used for a quantitative study of energy conversion and partition inside the IDR on MRX (Yamada et al, 2014; Yoo et al, 2017; Bose et al, 2022), where the method of the energy inventory analysis has been explained in detail. The incoming magnetic energy, for example, can be obtained by integrating the corresponding Poynting flux ( $E_y B_z / \mu_0$ ) at the boundary surface. The electron (ion) energy gain can be obtained by integrating  $\mathbf{j}_e \cdot \mathbf{E}$  ( $\mathbf{j}_i \cdot \mathbf{E}$ ) over the entire volume of the analysis.

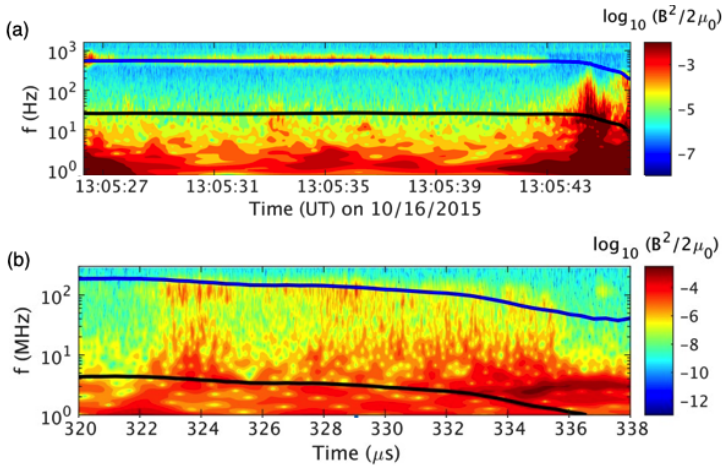
**Table 1** Summary of the energy inventory studied in the laboratory for three cases and their counterparts based on PIC simulations for two cases (Yamada et al, 2014; Yoo et al, 2017; Yamada et al, 2018; Bose et al, 2022). Typical errors for these numbers are about 10–20%. The guide field was about 0.7 times of reconnecting field for the guide field reconnection case. One study of space data for a symmetric antiparallel case in Earth’s magnetotail (Eastwood et al, 2013) is also listed despite of the large uncertainties in determining incoming magnetic energy and sizes of the volume (Yamada et al, 2015).

Case	Incoming (MW)	Outgoing	Electron	Ion
Symmetric, antiparallel, lab	1 ( $1.9 \pm 0.2$ )	0.45	0.20	0.35
Symmetric, antiparallel, PIC	1	0.42	0.22	0.34
Symmetric, antiparallel, space	1	0.1–0.3	0.18	0.39
Asymmetric, antiparallel, lab	1 ( $1.4 \pm 0.2$ )	0.44	0.25	0.31
Asymmetric, antiparallel, PIC	1	0.43	0.25	0.32
Symmetric, guide field, lab	1 ( $1.5 \pm 0.2$ )	0.65	0.15	0.29

Table 1 summarizes the energy partition for three cases in the lab, two cases of numerical simulations, and one case from the space measurements. In all cases, the ion energy gain exceeds that of electrons. Compared to antiparallel reconnection, the total energy conversion is less effective for the case with a guide field at a strength comparable to the reconnecting field component. In all cases, both electron and ion energy gain is dominated by increase in the thermal energy; the flow energy increase is negligible especially for electrons. These results are in general agreement with space observations (Eastwood et al, 2013) which is also listed in the table for comparisons, despite that they carry large uncertainties due to limited available data. Nonetheless, the fact that all these numbers agree with each other in the ballpark suggests that energy conversion and partition in locations near the X-line during collisionless reconnection are reasonably quantified.

## 4 Plasma waves

While magnetic reconnection converts magnetic energy to plasma, various free energy sources for waves and instabilities are available especially in or near the diffusion regions and separatrices, in the form of spatial inhomogeneity, relative drift between ions and electrons (or electric current), or kinetic structures in particles’ velocity distribution functions. This section reviews relevant studies of generated plasma waves in the vicinity of diffusion regions of collisionless reconnection in the laboratory in comparisons with space measurements.



**Fig. 11** Comparison of the whistler wave activity during asymmetric reconnection observed in space (a) and MRX (b). Blue lines indicate the half of the local electron cyclotron frequency ( $f_{ce}$ ), while black lines indicate the local lower hybrid frequency ( $f_{LH}$ ). Near the separatrix on the low-density side, whistler waves near  $0.5 f_{ce}$  are observed. After [Yoo et al \(2018\)](#).

## 4.1 Whistler waves

One of these waves is whistler waves that can be generated by either electron beams or temperature anisotropy as summarized by [Khotyaintsev et al \(2019\)](#). During asymmetric reconnection, the separatrix region on the low-density (magnetospheric) side is unstable to the lower hybrid drift waves (LHDW) ([Krall and Liewer, 1971](#), see below) due to the large density gradient across magnetic field. This instability enhances the electron transport and heating near the separatrix region ([Le et al, 2017](#)). In this region, electrons with a high parallel velocity can be quickly transported to the exhaust region along the turbulent field lines due to LHDW, leaving behind a population of electrons with temperature anisotropy due to a tail with higher perpendicular energy. This temperature anisotropy generates whistler waves around  $0.5 f_{ce}$  near the separatrix on the low-density side ([Yoo et al, 2018, 2019](#)).

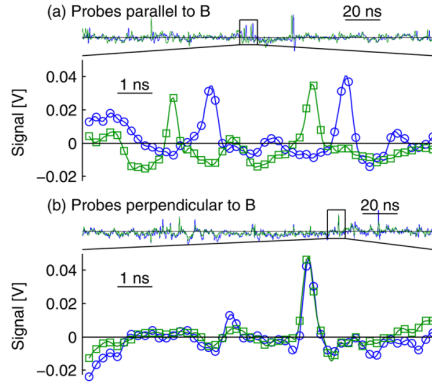
Figure 11 shows this anisotropy-driven whistler wave observed by MMS (a) and in MRX (b). The color contour shows the energy in fluctuations in the magnetic field. Clear whistler wave activity around the half of the local electron cyclotron frequency ( $0.5 f_{ce}$ ), which is indicated by blue solid lines, is observed in both space and laboratory. In both cases, the measurement location was initially just outside of the separatrix region and moved to the exhaust region around 13:05:43 for the panel (a) and  $334 \mu\text{s}$  for the panel (b). Broad fluctuations mostly below the local lower hybrid frequency ( $f_{LH}$ , denoted by black lines) also exist in both measurements. Note that LHDW-driven fluctuations are strongest just before the measurement location enters into the exhaust region. It should be also noted that the whistler wave activity disappears in the exhaust region. LHDW will be discussed below.

## 4.2 Electrostatic waves

A variety of electrostatic high-frequency waves have also been observed in the laboratory during reconnection events. Above  $f_{LH}$ , these waves have multiple names, including R-waves [after the  $R = 0$  branch in the Clemmow-Mullaly-Allis (CMA) diagram (Stix, 1992)], electrostatic whistlers, or Trivelpiece-Gould modes [from early laboratory contexts (Trivelpiece and Gould, 1959)]. These waves extend from  $\sim f_{LH}$  to  $\min(f_{pe}, f_{ce})$ . Under most laboratory as well as space conditions,  $f_{ce} < f_{pe}$ , so the waves exist up to  $f_{ce}$ . For the waves to be electrostatic,  $kd_e > 1$ , where  $k$  is the wavenumber and  $d_e$  the electron skin depth. The electrostatic branch has the dispersion relation  $\omega = \omega_{ce}k_{\parallel}/k$ , which allows a broadband collection of waves with parallel phase velocities  $\omega/k_{\parallel}$  resonant with super-thermal electron populations. At longer wavelength, when  $kd_e < 1$ , these waves transition to the classical electromagnetic whistlers ( $\omega = \omega_{ce}d_e^2k_{\parallel}/k$ ). At lower frequencies  $f \sim f_{LH}$ , the waves increasingly interact with the ions. In those cases, the perpendicular group velocity of waves becomes very small, so that wave packets can stay localized to regions with energized electrons for efficient growth. Theory predicts that there are multiple sources of free energy which can drive the waves, including beam resonance (inverse Landau damping), gyro-resonance driven by  $T_{\parallel} > T_{\perp}$ , or gradients in density, temperature, or in fast electron components (Fox et al, 2010). Most interestingly, the waves driven by gradients lead to maximum growth in the lower-hybrid range frequencies ( $f \sim f_{LH}$ ), and are related to quasi-electrostatic lower-hybrid drift waves (see below).

Gekelman and Stenzel (1985) also reported the detection of these waves on LAPD and suggested that they are generated by the measured energetic electron tail in the 3D velocity space, either by anisotropy mechanisms or inverse Landau damping. High-frequency electrostatic waves have been also detected on VTF only when guide field reconnection is strongly driven (Fox et al, 2010). This was consistent with a picture where the reconnection events would drive energetic electrons, which in turn would drive waves. The parallel phase speed was observed to be resonant with superthermal electrons,  $\omega/k_{\parallel} > v_{te}$ . The spectrum typically consisted of a broad spectrum from near  $f_{LH}$  and extending to a very clear cutoff at  $f_{ce}$  (Fox et al, 2010).

Given strong beam components, electrostatic waves can often be driven to very large amplitude, which can lead to the formation of non-linear wave structures. One mechanism is that the waves can grow to large amplitude and trap resonant electrons. This leads to a so-called “electron phase-space hole” structure, also called a Bernstein-Greene-Kruskal (BGK) solitary structures (Bernstein et al, 1957), or electrostatic solitary waves (ESW). The latter has been observed in many places in space and as well as during reconnection events in magnetopause (Matsumoto et al, 2003) and magnetotail (Cattell et al, 2005), and summarized recently by Khotyaintsev et al (2019). These electron phase space holes were directly observed on VTF (Fox et al, 2008; Fox et al, 2012) and indicate that the strong electric fields in the reconnection region pull-out strong beam components of the electron population, exciting these hole



**Fig. 12** Observation of phase-space-holes electrostatic structures driven during magnetic reconnection events. a) Propagation between two closely-spaced probes parallel to the magnetic field, b) simultaneous observation on two probes oriented perpendicular to the magnetic field. The time delays combined with known probe separation give the typical size and velocity of the electron holes, which is superthermal compared to the electron temperature. From Fox et al (2012).

structures. Electron holes have also been directly generated in electron-beam experiments (Lefebvre et al, 2010). Figure 12 shows observations of electron hole phenomena during the strong wave turbulence during VTF reconnection events. The structures are positive potential ( $\phi > 0$ ) which is consistent with electron trapping. More recently, ESW or electron space holes are observed during guide field reconnection within the diffusion region (Khotyaintsev et al, 2020) or in the separatrix (Ahmadi et al, 2022) in the magnetopause where they may play an important role in electron heating.

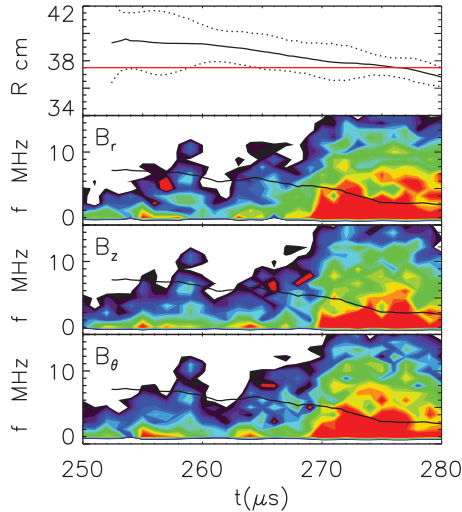
There is a renewed interest in ion acoustic wave (IAW) (Papadopoulos, 1977, and references therein), which is an unmagnetized short-wavelength electrostatic wave. The IAW can be driven unstable by relative drift between ions and electrons or equivalently electric current which is expected to be intense around the X-line. Anomalous resistivity based on the IAW-like waves has been used to numerically generate Petschek solution fast reconnection since Ugai and Tsuda (1977); Sato and Hayashi (1979). Despite pioneering laboratory detection during a relatively collisional reconnection (Gekelman and Stenzel, 1984), however, the importance of IAWs for reconnection has been quickly dismissed due to the widely observed high ion temperature  $T_i \sim ZT_e$  which is known to stabilize IAW via strong ion Landau damping. Only in a very recent laboratory experiment using lasers (Zhang et al, 2023), strong IAW bursts and the associated electron acoustic wave (EAW) bursts were detected by collective Thomson scattering in the exhaust of anti-parallel reconnection where  $T_i \ll ZT_e$  due to high  $Z$  ( $\sim 18$ ) of ions. These IAW and EAW burst were successfully reproduced by PIC simulations showing that strong IAWs

generate a double layer, which induces electron two-stream instabilities leading to EAW bursts and electron heating as observed experimentally. These new experimental results are consistent with recent space observations (Uchino et al, 2017; Steinvall et al, 2021) which detected IAWs during reconnection when sufficient cold ions are present, and may be relevant to the outstanding questions on large parallel electric field measured by MMS (Ergun et al, 2016). These new results also raised a legitimate question on whether the high ion temperature is a universal observation and thus whether IAW should be dismissed as an anomalous dissipation mechanism in collisionless plasmas. In fact, recent detection of monochromatic IAWs and associated electron heating in solar wind when ions are cold (Mozer et al, 2022) speaks for the needs to revisit this topic, as direct measurements of ion temperature are rare for solar and astrophysical plasmas in general.

### 4.3 Lower hybrid drift waves and current sheet kinking

Lower hybrid drift waves (LHDW) have been a candidate for anomalous resistivity and transport in the diffusion region due to its ability to interact with both electrons and ions. The free energy source of LHDW is the perpendicular current to the magnetic field (Davidson and Gladd, 1975). Depending on the local plasma and field parameters, LHDWs may be either quasi-electrostatic (ES-LHDW) (Carter et al, 2001; Hu et al, 2021) or electromagnetic (EM-LHDW) (Ji et al, 2004; Yoo et al, 2014b). With a similar electron temperature and perpendicular current, plasma beta ( $\beta$ ) is the key parameter to determine the type of waves; for low  $\beta$  (typically below unity), the ES-LHDW mode propagating nearly perpendicular to the local magnetic field is unstable, while EM-LHDW mode propagating obliquely to the magnetic field is excited when  $\beta$  is high (Yoo et al, 2020).

During the anti-parallel reconnection, plasma  $\beta$  varies rapidly in the current sheet. At the current sheet edge where  $\beta$  is low, the ES-LHDW mode has been observed (Carter et al, 2001; Yoo et al, 2020) consistent with theoretical expectation (Daughton, 2003) and space observation by Polar spacecraft (Bale et al, 2002). The obliquely propagating EM-LHDW mode has been observed in the current sheet center where plasma  $\beta$  is high and electric current is large (Ji et al, 2004; Yoo et al, 2014b), as well as in the immediate downstream (Ren, 2007). An example is shown in Fig. 13 from MRX where large-amplitude electromagnetic waves were detected when the current sheet center moves close to the probe during anti-parallel reconnection (Ji et al, 2004), consistent with numerical simulations (Daughton et al, 2004). Both ES-LHDW and obliquely propagating EM-LHDW have been also observed by Cluster spacecraft in a thin current sheet in magnetotail (Zhou et al, 2009) and recently by MMS in magnetopause (Ergun et al, 2017). More recent measurements on MRX show the EM-LHDW becomes increasingly organized with larger amplitude with guide field (Stechow et al, 2018). For more measurements of LHDW in and

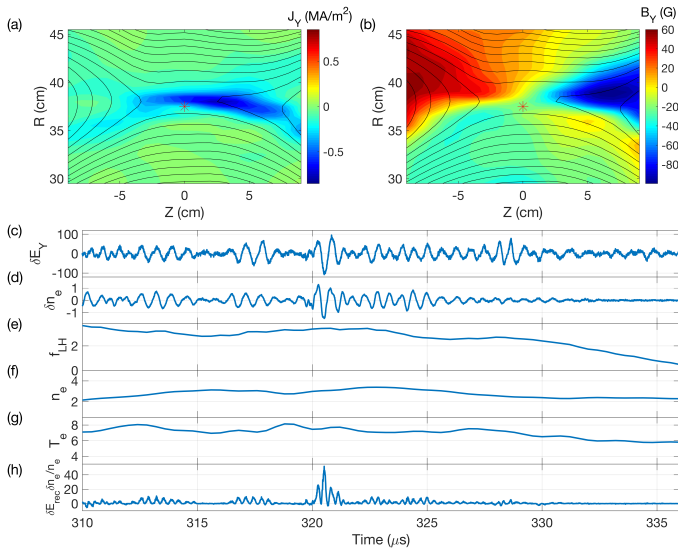


**Fig. 13** Detection of electromagnetic lower-hybrid drift waves in the current sheet center during anti-parallel reconnection on MRX. Wave powers are color coded (red high and white low) in spectrograms where lower hybrid frequency is indicated by black line using upstream reconnecting field. Top panel shows location of the probe (red) and the current sheet (center as black solid line and edges as dashed lines). When the current sheet center moves close to the probe, high-frequency magnetic fluctuations are detected. Figure from [Ji et al \(2004\)](#).

around diffusion regions in space with varying influence on anomalous resistivity and viscosity, see recent reviews by [Khotyaintsev et al \(2019\)](#) and [Graham et al \(2023\)](#).

Many of the observed wave characteristics of EM-LHDW, such as propagation direction and polarization, have been qualitatively explained by a local two-fluid theory ([Ji et al, 2005](#)) as an instability caused by reactive coupling between the backward propagating whistler wave and the forward propagating sound wave when the relative drifts between electrons and ions are large. The wave amplitude has been observed to correlate positively with fast reconnection ([Ji et al, 2004](#)), consistent with quasilinear theory on their possible importance for anomalous resistivity ([Kulsrud et al, 2005](#)). The waves have been also reproduced in 3D PIC simulations performed in MRX geometry in a cartesian coordinate, but they failed to explain the observed broadened width of EDR ([Roytershteyn et al, 2013](#)). Possible solutions to this discrepancy include differences in the simulation geometry and parameters, as well as measurement resolutions as discussed in [Sec.2.3](#). It is noted that the current sheet kinking that was observed on TREX and associated simulations ([Gress et al, 2021](#)) and in space (e.g. [Ergun et al, 2019](#)) could result in broadened current sheets due to limited spatial and/or time resolutions.

With a sizable guide field, however, ES-LHDW can be unstable inside the IDR and EDR, affecting electron and reconnection dynamics. For example, following a multi-spacecraft analysis using Cluster ([Norgren et al, 2012](#)), a recent

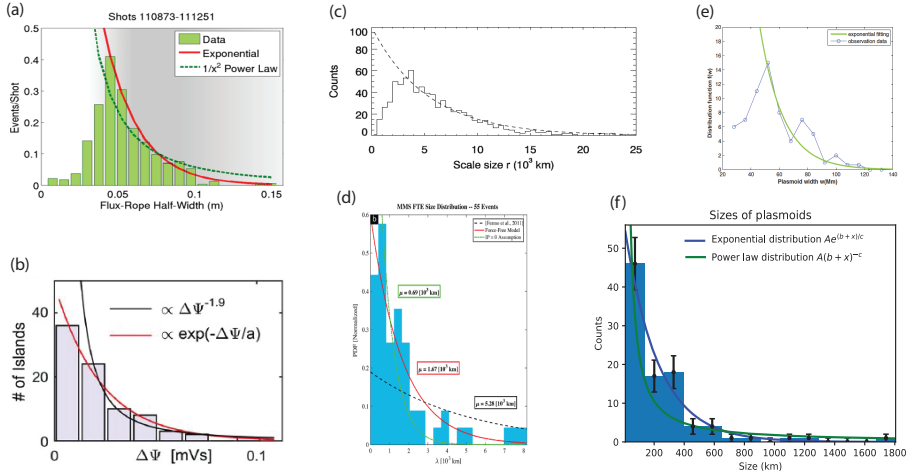


**Fig. 14** Measured ES-LHDW. (a,b) Out-of-plane current or magnetic field component (color) with the poloidal flux contours (black lines) representing the magnetic field lines at  $326 \mu\text{s}$ . The red asterisk indicates the location of the probe. The upper side ( $R > 37.5 \text{ cm}$ ) has a higher density. (c) Time series of  $\delta E_{\text{rec}}$  in V/m. Wave activity near the lower hybrid frequency ( $f_{\text{LH}} \sim 2 \text{ MHz}$ ) is detected while the probe stays near the reconnection site. The amplitude of the fluctuation is comparable to the mean reconnection electric field ( $\langle E_{\text{rec}} \rangle \sim 100 \text{ V/m}$ ). (d) Time series of  $\delta n_e$  in  $10^{13} \text{ cm}^{-3}$  during the quasi-steady reconnection period. Time series of  $f_{\text{LH}}$  (e), averaged density ( $\langle n_e \rangle$ ) in  $10^{13} \text{ cm}^{-3}$  (f), and electron temperature ( $T_e$ ) in eV (g) are shown. A sharp decrease of  $f_{\text{LH}}$  is observed as the approach of the X-point to the probe. Time series of  $\delta E_{\text{rec}} \delta n_e / \langle n_e \rangle$  are shown in (h). Positive correlation between  $\delta E_{\text{rec}}$  and  $\delta n_e$  indicates that the wave is capable of generating anomalous resistivity. Figure from [Hu et al \(2021\)](#).

observation ([Chen et al, 2020](#)) using MMS shows that strong ES-LHDW produces non-gyrotropic electron heating and vortical flows inside the EDR of reconnection with a guide field. These electron vortices have been successfully reproduced by the corresponding 3D PIC simulations ([Ng et al, 2020](#)) and suggest that further reconnection may occur inside the LHDW vortex tubes as dissipation at smaller scales. Other space observations of guide field reconnection show that ES-LHDW is capable of generating anomalous resistivity between electrons and ions ([Yoo et al, 2020](#); [Graham et al, 2022](#)).

Recently, ES-LHDW measurements were revisited on MRX combined with the simultaneous measurements of electron density measurements at the same location ([Hu et al, 2021](#)). Figure 14 shows measurements of ES-LHDW at the edge of the current sheet during anti-parallel reconnection. Panels (a) and (b) show the 2D profile of the out-of-plane current density and magnetic field, respectively. The black lines are contours of the poloidal magnetic flux, representing magnetic field lines. The red asterisk is the location of the probe that measures high-frequency fluctuations in the reconnection electric field (panel c) and electron density (panel d) ([Hu et al, 2021](#)). Due to the positive

## 24 RECONNECTION IN THE LAB



**Fig. 15** Plasmoid size distributions (a) Dorfman et al (2014) and (b) Olson et al (2016) from the lab; (c) Fermo et al (2011) and (d) Akhavan-Tafti et al (2018) from the space observation; (e) Guo et al (2013) from the solar observation (reproduced by permission of the AAS); and (f) Bergstedt et al (2020) from the space observation. All of them are more consistent with an exponential distribution rather than a power-law distribution.

correlation between two fluctuating quantities, the quantity of  $\delta E_{y1} \delta n_e / \langle n_e \rangle$ , which is anomalous resistivity along the out-of-plane direction (Che et al, 2011), becomes positive. These measurements of ES-LHDW have been further extended on MRX to the cases with a sizable guide field demonstrating significant anomalous resistivity and electron heating (Yoo et al, 2023). The initial corresponding 3D simulation show that ES-LHDW propagating along the outflow is triggered by the difference between electron and ion outflows in regions of low  $\beta_e$  (Ng et al, 2023), consistent with the MRX experiment results.

## 5 Multiscale reconnection

The physic of collisionless magnetic reconnection has been studied mostly in locations nearby the local X-line as discussed in the previous sections, such as the IDR and EDR as well as separatrices. If measured in the unit of ion kinetic scales, their distances from the local X-line are not too far. However, the collisionless plasmas in space and astrophysics where reconnection is believed to occur are vastly larger - their normalized sizes have been surveyed (Ji and Daughton, 2011) ranging from  $\sim 10^3$  for Earth's magnetosphere to  $\sim 10^{14}$  for extragalactic jets. In these large plasmas, magnetic reconnection occurs inevitably in the multiple X-line regimes as illustrated in the reconnection phase diagram (Ji and Daughton, 2011, 2022).

While there have been abundant evidence for collisionless multiple X-line reconnection in Earth's magnetopause as Flux Transfer Events (FTEs) (Russell and Elphic, 1979) and in magnetotail as plasmoids (Baker et al, 1984), there have been only relatively few laboratory work in this area (Stenzel et al,



1986; Ono et al, 2011; Dorfman et al, 2013; Olson et al, 2016; Jara-Almonte et al, 2016). When plasmoids form and are subsequently ejected from the current sheet, reconnection tends to proceed in an impulsive and intermittent fashion (Ono et al, 2011; Dorfman et al, 2013; Jara-Almonte et al, 2016), qualitatively consistent with the space observations of non-steadiness of multiscale reconnection (e.g. Chen et al, 2008, 2012; Ergun et al, 2018).

Quantifying non-steady reconnection with multiple X-lines or “turbulent” reconnection is non-trivial. There have been several studies in quantifying size distributions of plasmoids, or magnetic structure in general, during multiscale reconnection, as shown in Fig. 15. Two are from the laboratory (Dorfman et al, 2014; Olson et al, 2016), two from Earth’s magnetopause (Fermo et al, 2011; Akhavan-Tafti et al, 2018), one from Earth’s magnetotail (Bergstedt et al, 2020), and one from solar observation (Guo et al, 2013). Other than the last study, the others are on plasmoids on kinetic scales but all of them are more consistent with an exponential distribution rather than a power-law distribution. It is not surprising to have an exponential distribution on kinetic scales as they are dissipative scales in collisionless plasmas, but it would be a surprise if the exponential distributions also apply to fluid scales, over which the self similar power laws should apply at least in the inertial range. We note that there are interesting statistical *in-situ* studies of heliospheric current sheets (e.g. Eriksson et al, 2022) and flux ropes (Janvier et al, 2014) on larger scale in solar wind. The upcoming multiscale experiments, numerical simulation and observatories should shed more lights into these important questions (Ji et al, 2022).

## 6 Future Prospects

A concise review was given on the recent highlights from controlled laboratory studies of collisionless magnetic reconnection on a variety of topics including ion and electron kinetic structures in electromagnetic fields, energy conversion and partition, various electromagnetic and electrostatic kinetic plasma waves, as well as plasmoid-mediated multiscale reconnection. While unresolved issues still remain, many of these highlight results compare well with numerical predictions and space observations especially by the MMS mission. Thus, it is not an overstatement that the physics foundation of fast reconnection in collisionless plasmas has been largely established, at least within the parameter ranges and spatial scales that were studied.

Nonetheless, there still exist outstanding questions on the single X-line collisionless reconnection. The first question is about what dissipates magnetic fields within EDR when 2D laminar pictures do not apply. We still have cases in the laboratory where the reconnection electric field or the thickness of EDR is not fully accounted for (Ji et al, 2008; Roytershteyn et al, 2013) while in space we also have cases where 2D laminar reconnection pictures do not tell the whole story (e.g. Cozzani et al, 2021). Does anomalous resistivity exist in its conventional forms, as hinted by electrostatic LHDW observed during guide

field reconnection (Yoo et al, 2023) or by IAW observed recently during anti-parallel reconnection at low ion temperature (Zhang et al, 2023)? Alternatively, do anomalous effects manifest as kinking of otherwise laminar 2D reconnecting current sheets (Greess et al, 2021) or anomalous resistivity is cancelled by anomalous viscosity leaving no wave dissipative effects in EDR (Graham et al, 2022)? Further research using well-controlled experiments with adequate diagnostics, supported by matching numerical simulations, is needed to settle this long standing question.

Another outstanding question is about how magnetic energy is dissipated to a combination of flow, thermal and non-thermal energies of electrons and ions, as a function of field geometry, symmetry, and plasma  $\beta$  at upstream. Substantial progress has been made on this subject with laboratory experiments, numerical simulations, and space observation, as summarized in Table 1 in terms of energy partition, but there remain a number of unanswered questions especially on particle acceleration. Recent progress in directly detecting accelerated electrons by reconnection electric field (Chien et al, 2023) and non-thermal electrons by Thomson scattering (Shi et al, 2022) is an encouraging sign that more results are coming. The predicted scaling of electron heating and acceleration by parallel electric field with regard to upstream  $\beta$  (Le et al, 2016) is in agreement with certain spacecraft observations (Oka et al, 2023), but its laboratory study sensitively depends on plasma collisionality (Le et al, 2015). High Lundquist number regimes offered by the upgraded TREX (Olson et al, 2016) and the upcoming Facility for Laboratory Reconnection Experiments or FLARE (Ji et al, 2022) will allow first laboratory accesses to the required collisionless regimes to study this important issue of collisionless reconnection.

Looking into further future, the laboratory access to multiscale regimes of magnetic reconnection is an important step as guided by the reconnection phase diagram (Ji and Daughton, 2011, 2022). In addition to the high Lundquist numbers, space and astrophysical plasmas have large normalized plasma system sizes, significantly expanding the parameter space over which global fluid scales and local kinetic scales are coupled. Solar corona is an excellent example where typical mean-free path of thermal particles is much longer than any kinetic scales so that locally physics is collisionless or kinetic while the mean-free path is much shorter than system sizes so that globally physics is collisional or fluid-like. How does multiscale physics across fluid and kinetic scales operate self-consistently in this regime to generate solar flares as observed, in terms of their impulsive onset and energetic consequences on the thermal heating and particle acceleration? Answering multiscale physics questions like this requires going much beyond what has been traditionally done in the reconnection research in which the detailed dynamics are studied around local X-lines based on either fluid or kinetic physics.

Statistical properties of multiscale physics need to be quantified in order to identify self-similar behavior across scales. In the case of plasmoid-mediated multiscale reconnection, despite theoretical advances in predicting power-law scaling of plasmoid sizes (e.g. Uzdensky et al, 2010; Huang and Bhattacharjee,

2012; Pucci and Velli, 2014; Comisso et al, 2016; Majeski et al, 2021), no power-laws have been found from the laboratory or space data thus far. This may be due to the fact that data used are close to dissipative kinetic scales, and thus the accessibility of data on fluid scales are critical. To make rapid progress in this area, there exist promising opportunities to use novel techniques based on data science such as machine learning (Bergstedt and Ji, 2023) to process a huge amount of existing and new data for statistical studies.

One of direct consequences of multiscale collisionless reconnection is its ability to accelerate particles into power-law distributions which are often observed during reconnection events. There have been a recent surge of theoretical and numerical work on this subject including reconnection under extreme conditions in astrophysics using kinetic models (e.g. Dahlin, 2020; Li et al, 2021; Guo et al, 2020, and references therein) and MHD models (Arnold et al, 2021; Majeski and Ji, 2023), however, there has been no laboratory counterparts on this subject. It is imperative to develop new platforms (e.g. Chien et al, 2023) for such studies as well as new diagnostics (e.g. Fox et al, 2010; Shi et al, 2022) to detect accelerated non-thermal particles in the laboratory experiments, including the upcoming multiscale experiments such as FLARE (Ji et al, 2022). A concerted effort from exascale modelings as well as from the scheduled or proposed multiscale space missions such as HelioSwarm (Klein et al, 2023) and Plasma Observatory (Retinò et al, 2021) is critical to address these important questions.

## Acknowledgement

This work is supported in part by the NASA MMS mission. H.J. acknowledges support of this work by NASA under Grants No. NNH15AB29I and 80HQTR21T0105, and by the U.S. Department of Energy, Office of Fusion Energy Sciences under Contract No. DE-AC0209CH11466.

## Statements and Declarations

The authors declare no competing interests.

## References

- Ahmadi N, Eriksson S, Newman D, et al (2022) Observations of Electron Vorticity and Phase Space Holes in the Magnetopause Reconnection Separatrix. *Journal of Geophysical Research (Space Physics)* 127(8):e30702. <https://doi.org/10.1029/2022JA030702>
- Akhavan-Tafti M, Slavin JA, Le G, et al (2018) Mms examination of ftes at the earth's subsolar magnetopause. *Journal of Geophysical Research: Space Physics* 123(2):1224–1241. <https://doi.org/10.1002/2017JA024681>

- Arnold H, Drake JF, Swisdak M, et al (2021) Electron acceleration during macroscale magnetic reconnection. *Phys Rev Lett* 126:135,101. <https://doi.org/10.1103/PhysRevLett.126.135101>
- Aydemir AY (1992) Nonlinear studies of  $m=1$  modes in high-temperature plasmas. *Physics of Fluids B* 4:3469–3472. <https://doi.org/10.1063/1.860355>
- Baker DN, Bame SJ, Birn J, et al (1984) Direct observations of passages of the distant neutral line (80–140  $R_E$ ) following substorm onsets: ISEE-3. *Geophys Res Lett* 11(10):1042–1045. <https://doi.org/10.1029/GL011i010p01042>
- Bale S, Mozer F, Phan T (2002) Observation of lower hybrid drift instability in the diffusion region at a reconnecting magnetopause. *Geophys Res Lett* 29:2180. <https://doi.org/10.1029/2002GL016113>
- Bergerson W, Forest C, Fiksel G, et al (2006) Onset and saturation of the kink instability in a current-carrying line-tied plasma. *Phys Rev Lett* 96:015,004. <https://doi.org/10.1103/PhysRevLett.96.015004>
- Bergstedt K, Ji H (2023) A Novel Method to Train Classification Models for Structure Detection in In-situ Spacecraft Data. submitted
- Bergstedt K, Ji H, Jara-Almonte J, et al (2020) Statistical Properties of Magnetic Structures and Energy Dissipation during Turbulent Reconnection in the Earth’s Magnetotail. *Geophys Res Lett* 47(19):e88540. <https://doi.org/10.1029/2020GL088540>
- Bernstein IB, Greene JM, Kruskal MD (1957) Exact Nonlinear Plasma Oscillations. *Physical Review* 108(3):546–550. <https://doi.org/10.1103/PhysRev.108.546>
- Birn J, Drake J, Shay M, et al (2001) Geomagnetic Environmental Modeling (GEM) Magnetic Reconnection Challenge. *J Geophys Res* 106(A3):3715. <https://doi.org/10.1029/1999JA900449>
- Biskamp D, Schwarz E, Drake J (1995) Ion-controlled collisionless magnetic reconnection. *Phys Rev Lett* 75:3850. <https://doi.org/10.1103/PhysRevLett.75.3850>
- Bose S, Fox W, Ji H, et al (2022) Conversion of magnetic energy to plasma kinetic energy during guide field magnetic reconnection in the laboratory. submitted
- Bowers K, Albright B, Yin L, et al (2009) Advances in petascale kinetic simulations with VPIC and Roadrunner. *Journal of Physics: Conference Series* 180:012,055. <https://doi.org/10.1088/1742-6596/180/1/012055>

- Bratenahl A, Yeates CM (1970) Experimental Study of Magnetic Flux Transfer at the Hyperbolic Neutral Point. *Phys Fluids* 13:2696–2709. <https://doi.org/10.1063/1.1692853>
- Brown M (1999) Experimental studies of magnetic reconnection. *Phys Plasmas* 6:1717. <https://doi.org/10.1063/1.873430>
- Brown M, Cothran C, Landreman M, et al (2002) Experimental observation of energetic ions accelerated by three-dimensional magnetic reconnection in a laboratory plasma. *Astrophys J* 577:L63. <https://doi.org/10.1086/344145>
- Brown MR, Cothran CD, Fung J (2006) Two fluid effects on three-dimensional reconnection in the swarthmore spheromak experiment with comparisons to space data. *Phys Plasmas* 13(5):056,503. <https://doi.org/10.1063/1.2180729>
- Burch JL, Torbert RB, Phan TD, et al (2016) Electron-scale measurements of magnetic reconnection in space. *Science* 352:aaf2939. <https://doi.org/10.1126/science.aaf2939>
- Cai HJ, Lee LC (1997) The generalized Ohm's law in collisionless magnetic reconnection. *Phys Plasmas* 4:509. <https://doi.org/10.1063/1.872178>
- Carter T, Ji H, Trintchouk F, et al (2001) Measurement of lower-hybrid drift turbulence in a reconnecting current sheet. *Phys Rev Lett* 88:015,001. <https://doi.org/10.1103/PhysRevLett.88.015001>
- Cattell C, Dombek J, Wygant J, et al (2005) Cluster observations of electron holes in association with magnetotail reconnection and comparison to simulations. *J Geophys Res* 110:A01,211. <https://doi.org/10.1029/2004JA010519>
- Cerutti B, Werner GR, Uzdensky DA, et al (2013) Simulations of Particle Acceleration beyond the Classical Synchrotron Burnoff Limit in Magnetic Reconnection: An Explanation of the Crab Flares. *Astrophys J* 770(2):147. <https://doi.org/10.1088/0004-637X/770/2/147>
- Che H, Drake JF, Swisdak M (2011) A current filamentation mechanism for breaking magnetic field lines during reconnection. *Nature* 474(7350):184–187. <https://doi.org/10.1038/nature10091>
- Chen LJ, Bessho N, Lefebvre B, et al (2008) Evidence of an extended electron current sheet and its neighboring magnetic island during magnetotail reconnection. *J Geophys Res* 113:A12,213. <https://doi.org/10.1029/2008JA013385>
- Chen LJ, Daughton W, Bhattacharjee A, et al (2012) In-plane electric fields in magnetic islands during collisionless magnetic reconnection. *Physics of*

- Plasmas 19(11):112,902. <https://doi.org/10.1063/1.4767645>
- Chen LJ, Wang S, Le Contel O, et al (2020) Lower-Hybrid Drift Waves Driving Electron Nongyrotropic Heating and Vortical Flows in a Magnetic Reconnection Layer. *Phys Rev Lett* 125(2):025103. <https://doi.org/10.1103/PhysRevLett.125.025103>
- Chien A, Gao L, Zhang S, et al (2023) Non-thermal electron acceleration from magnetically driven reconnection in a laboratory plasma. *Nature Physics* 19. <https://doi.org/10.1038/s41567-022-01839-x>
- Comisso L, Lingam M, Huang YM, et al (2016) General theory of the plasmoid instability. *Phys Plasmas* 23(10):100702. <https://doi.org/10.1063/1.4964481>
- Cozzani G, Khotyaintsev YV, Graham DB, et al (2021) Structure of a Perturbed Magnetic Reconnection Electron Diffusion Region in the Earth's Magnetotail. *Phys Rev Lett* 127(21):215101. <https://doi.org/10.1103/PhysRevLett.127.215101>
- Dahlin JT (2020) Prospectus on electron acceleration via magnetic reconnection. *Phys Plasmas* 27(10):100,601. <https://doi.org/10.1063/5.0019338>
- Daughton W (2003) Electromagnetic properties of the lower-hybrid drift instability in a thin current sheet. *Phys Plasmas* 10:3103. <https://doi.org/10.1063/1.1594724>
- Daughton W, Lapenta G, Ricci P (2004) Nonlinear Evolution of the Lower-Hybrid Drift Instability in a Current Sheet. *Phys Rev Lett* 93(10):105,004. <https://doi.org/10.1103/PhysRevLett.93.105004>
- Davidson R, Gladd N (1975) Anomalous transport properties associated with the lower-hybrid drift instability. *Phys Fluids* 18:1327. <https://doi.org/10.1063/1.861021>
- Dorfman S, Ji H, Yamada M, et al (2013) Three-dimensional, impulsive magnetic reconnection in a laboratory plasma. *Geophys Res Lett* 40:233–238. <https://doi.org/10.1029/2012GL054574>
- Dorfman S, Ji H, Yamada M, et al (2014) Experimental observation of 3-D, impulsive reconnection events in a laboratory plasma. *Physics of Plasmas* 21(1):012109. <https://doi.org/10.1063/1.4862039>
- Drake JF, Swisdak M, Che H, et al (2006) Electron acceleration from contracting magnetic islands during reconnection. *Nature* 443:553–556. <https://doi.org/10.1038/nature05116>

- Dungey J (1961) Interplanetary magnetic field and the auroral zones. *Phys Rev Lett* 6(2):47. <https://doi.org/10.1103/PhysRevLett.6.47>
- Eastwood JP, Phan TD, Øieroset M, et al (2010) Average properties of the magnetic reconnection ion diffusion region in the earth's magnetotail: The 2001-2005 cluster observations and comparison with simulations. *Journal of Geophysical Research: Space Physics* 115. <https://doi.org/10.1029/2009JA014962>
- Eastwood JP, Phan TD, Drake JF, et al (2013) Energy Partition in Magnetic Reconnection in Earth's Magnetotail. *Phys Rev Lett* 110(22):225001. <https://doi.org/10.1103/PhysRevLett.110.225001>
- Eastwood JP, Goldman MV, Phan TD, et al (2020) Energy Flux Densities near the Electron Dissipation Region in Asymmetric Magnetopause Reconnection. *Phys Rev Lett* 125(26):265102. <https://doi.org/10.1103/PhysRevLett.125.265102>
- Egedal J, Fasoli A (2001) Single-particle dynamics in collisionless magnetic reconnection. *Phys Rev Lett* 86(22):5047. <https://doi.org/10.1103/PhysRevLett.86.5047>
- Egedal J, Fasoli A, Porkolab M, et al (2000) Plasma generation and confinement in a toroidal magnetic cusp. *Rev Sci Instr* 71:3351–3361. <https://doi.org/10.1063/1.1287340>
- Egedal J, Fasoli A, Nazemi J (2003) Dynamical plasma response during driven magnetic reconnection. *Phys Rev Lett* 90:135,003. <https://doi.org/10.1103/PhysRevLett.90.135003>
- Egedal J, Le A, Daughton W (2013) A review of pressure anisotropy caused by electron trapping in collisionless plasma, and its implications for magnetic reconnection. *Physics of Plasmas* 20(6):061,201. <https://doi.org/10.1063/1.4811092>
- Egedal J, Le A, Daughton W, et al (2018) Spacecraft observations of oblique electron beams breaking the frozen-in law during asymmetric reconnection. *Physical Review Letters* 120:055,101. <https://doi.org/10.1103/PhysRevLett.120.055101>
- Egedal J, Ng J, Le A, et al (2019) Pressure tensor elements breaking the frozen-in law during reconnection in earth's magnetotail. *Physical Review Letters* 123. <https://doi.org/10.1103/PhysRevLett.123.225101>
- Ergun RE, Goodrich KA, Wilder FD, et al (2016) Magnetospheric Multiscale Satellites Observations of Parallel Electric Fields Associated with Magnetic Reconnection. *Phys Rev Lett* 116(2):235,102. <https://doi.org/10.1103/>

[PhysRevLett.116.235102](#)

Ergun RE, Holmes JC, Goodrich KA, et al (2016) Magnetospheric Multiscale observations of large-amplitude, parallel, electrostatic waves associated with magnetic reconnection at the magnetopause. *Geophys Res Lett* 43:5626–5634. <https://doi.org/10.1002/2016GL068992>

Ergun RE, Chen LJ, Wilder FD, et al (2017) Drift waves, intense parallel electric fields, and turbulence associated with asymmetric magnetic reconnection at the magnetopause. *Geophys Res Lett* 44(7):2978–2986. <https://doi.org/10.1002/2016GL072493>

Ergun RE, Goodrich KA, Wilder FD, et al (2018) Magnetic Reconnection, Turbulence, and Particle Acceleration: Observations in the Earth’s Magnetotail. *Geophys Res Lett* 45(8):3338–3347. <https://doi.org/10.1002/2018GL076993>

Ergun RE, Hoilijoki S, Ahmadi N, et al (2019) Magnetic reconnection in three dimensions: Modeling and analysis of electromagnetic drift waves in the adjacent current sheet. *Journal of Geophysical Research: Space Physics* 124:10,085–10,103. <https://doi.org/10.1029/2019JA027275>

Eriksson S, Wilder FD, Ergun RE, et al (2016) Magnetospheric Multiscale Observations of the Electron Diffusion Region of Large Guide Field Magnetic Reconnection. *Phys Rev Lett* 117(1):015,001. <https://doi.org/10.1103/PhysRevLett.117.015001>

Eriksson S, Swisdak M, Weygand JM, et al (2022) Characteristics of multi-scale current sheets in the solar wind at 1 au associated with magnetic reconnection and the case for a heliospheric current sheet avalanche. *The Astrophysical Journal* 933:181. <https://doi.org/10.3847/1538-4357/ac73f6>

Fermo RL, Drake JF, Swisdak M, et al (2011) Comparison of a statistical model for magnetic islands in large current layers with Hall MHD simulations and Cluster FTE observations. *J Geophys Res* 116:A09226. <https://doi.org/10.1029/2010JA016271>

Fox W, Porkolab M, Egedal J, et al (2008) Laboratory Observation of Electron Phase-Space Holes During Magnetic Reconnection. *Phys Rev Lett* 101:255,003. <https://doi.org/10.1103/PhysRevLett.101.255003>

Fox W, Porkolab M, Egedal J, et al (2010) Laboratory observations of electron energization and associated lower-hybrid and Trivelpiece-Gould wave turbulence during magnetic reconnection. *Phys Plasmas* 17:072,303. <https://doi.org/10.1063/1.3435216>

Fox W, Porkolab M, Egedal J, et al (2012) Observations of electron phase-space holes driven during magnetic reconnection in a laboratory plasma.



- Phys Plasmas 19:032,118. <https://doi.org/10.1063/1.3692224>
- Fox W, Sciortino F, von Stechow A, et al (2017) Experimental verification of the role of electron pressure in fast magnetic reconnection with a guide field. *Phys Rev Lett* 118:125,002. <https://doi.org/10.1103/PhysRevLett.118.125002>
- Fox W, Wilder FD, Eriksson S, et al (2018) Energy Conversion by Parallel Electric Fields During Guide Field Reconnection in Scaled Laboratory and Space Experiments. *Geophys Res Lett* 45(23):12,677–12,684. <https://doi.org/10.1029/2018GL079883>
- Furno I, Intrator TP, Lapenta G, et al (2007) Effects of boundary conditions and flow on the kink instability in a cylindrical plasma column. *Phys Plasmas* 14:022,103. <https://doi.org/10.1063/1.2435306>
- Gekelman W, Stenzel R (1984) Magnetic field line reconnection experiments: 6. magnetic turbulence. *Journal of Geophysical Research: Space Physics* 89(A5):2715–2733. <https://doi.org/10.1029/JA089iA05p02715>
- Gekelman W, Stenzel R (1985) Measurement and instability analysis of three-dimensional anisotropic electron distribution functions. *Phys Rev Lett* 54(22):2414. <https://doi.org/10.1103/PhysRevLett.54.2414>
- Graham D, Khotyaintsev Y, Cozzani G, et al (2023) The role of kinetic instabilities and waves in collisionless magnetic reconnection. in preparation
- Graham DB, Khotyaintsev YV, André M, et al (2022) Direct observations of anomalous resistivity and diffusion in collisionless plasma. *Nature Communications* 13:2954. <https://doi.org/10.1038/s41467-022-30561-8>
- Greess S, Egedal J, Stanier A, et al (2021) Laboratory Verification of Electron-Scale Reconnection Regions Modulated by a Three-Dimensional Instability. *Journal of Geophysical Research (Space Physics)* 126(7):e29316. <https://doi.org/10.1029/2021JA029316>
- Guo F, Liu YH, Li X, et al (2020) Recent progress on particle acceleration and reconnection physics during magnetic reconnection in the magnetically-dominated relativistic regime. *Phys Plasmas* 27(8):080,501. <https://doi.org/10.1063/5.0012094>
- Guo LJ, Bhattacharjee A, Huang YM (2013) Distribution of Plasmoids in Post-coronal Mass Ejection Current Sheets. *Astrophys J Lett* 771:L14. <https://doi.org/10.1088/2041-8205/771/1/L14>
- Hesse M, Schindler K, Birn J, et al (1999) The diffusion region in collisionless magnetic reconnection. *Phys Plasmas* 6:1781. <https://doi.org/10.1063/>

1.873436

- Hesse M, Aunai N, Sibeck D, et al (2014) On the electron diffusion region in planar, asymmetric, systems. *Geophysical Research Letters* 41(24):8673–8680. <https://doi.org/10.1002/2014GL061586>
- Hoshino M, Mukai T, Terasawa T, et al (2001) Suprathermal electron acceleration in magnetic reconnection. *J Geophys Res* 106(A11):25,979–25,998. <https://doi.org/10.1029/2001JA900052>
- Hsu S, Fiksel G, Carter T, et al (2000) Local measurement of nonclassical ion heating during magnetic reconnection. *Phys Rev Lett* 84:3859. <https://doi.org/10.1103/PhysRevLett.84.3859>
- Hu Y, Yoo J, Ji H, et al (2021) Probe measurements of electric field and electron density fluctuations at megahertz frequencies using in-shaft miniature circuits. *Review of Scientific Instruments* 92. <https://doi.org/10.1063/5.0035135>
- Huang YM, Bhattacharjee A (2012) Distribution of Plasmoids in High-Lundquist-Number Magnetic Reconnection. *Phys Rev Lett* 109(26):265,002. <https://doi.org/10.1103/PhysRevLett.109.265002>
- Janvier M, Démoulin P, Dasso S (2014) In situ properties of small and large flux ropes in the solar wind. *Journal of Geophysical Research (Space Physics)* 119(9):7088–7107. <https://doi.org/10.1002/2014JA020218>
- Jara-Almonte J, Daughton W, Ji H (2014) Debye scale turbulence within the electron diffusion layer during magnetic reconnection. *Phys Plasmas* 21(3):032114. <https://doi.org/10.1063/1.4867868>
- Jara-Almonte J, Ji H, Yamada M, et al (2016) Laboratory Observation of Resistive Electron Tearing in a Two-Fluid Reconnecting Current Sheet. *Physical Review Letters* 117(9):095,001. <https://doi.org/10.1103/PhysRevLett.117.095001>
- Ji H, Daughton W (2011) Phase diagram for magnetic reconnection in heliophysical, astrophysical, and laboratory plasmas. *Phys Plasmas* 18(11):111207. <https://doi.org/10.1063/1.3647505>
- Ji H, Daughton W (2022) Preface for frontiers of magnetic reconnection research in heliophysical, astrophysical, and laboratory plasmas. *Physics of Plasmas* 29(7):070,401. <https://doi.org/10.1063/5.0104925>
- Ji H, Yamada M, Hsu S, et al (1998) Experimental test of the sweet-parker model of magnetic reconnection. *Phys Rev Lett* 80:3256. <https://doi.org/10.1103/PhysRevLett.80.3256>

- Ji H, Terry S, Yamada M, et al (2004) Electromagnetic fluctuation during fast reconnection in a laboratory plasma. *Phys Rev Lett* 92:115,001. <https://doi.org/10.1103/PhysRevLett.92.115001>
- Ji H, Kulsrud R, Fox W, et al (2005) An obliquely propagating electromagnetic drift instability in the lower hybrid frequency range. *J Geophys Res* 110:A08,212. <https://doi.org/10.1029/2005JA011188>
- Ji H, Ren Y, Yamada M, et al (2008) New insights into dissipation in the electron layer during magnetic reconnection. *Geophys Res Lett* 35:L13,106. <https://doi.org/10.1029/2008GL034538>
- Ji H, Daughton W, Jara-Almonte J, et al (2022) Magnetic reconnection in the era of exascale computing and multiscale experiments. *Nat Rev Phys* 4:263–282. <https://doi.org/10.1038/s42254-021-00419-x>
- Katz N, Egedal J, Fox W, et al (2010) Laboratory observation of localized onset of magnetic reconnection. *Phys Rev Lett* 104(25):255,004. <https://doi.org/10.1103/PhysRevLett.104.255004>
- Khotyaintsev YV, Graham DB, Norgren C, et al (2019) Collisionless magnetic reconnection and waves: Progress review. *Frontiers in Astronomy and Space Sciences* 6:70. <https://doi.org/10.3389/fspas.2019.00070>
- Khotyaintsev YV, Graham DB, Steinval K, et al (2020) Electron heating by debye-scale turbulence in guide-field reconnection. *Physical Review Letters* 124. <https://doi.org/10.1103/PhysRevLett.124.045101>
- Klein KG, Spence H, Alexandrova O, et al (2023) HelioSwarm: A Multipoint, Multiscale Mission to Characterize Turbulence. arXiv e-prints arXiv:2306.06537. <https://doi.org/10.48550/arXiv.2306.06537>
- Kleva R, Drake J, Waelbroeck F (1995) Fast reconnection in high temperature plasmas. *Phys Plasmas* 2:23. <https://doi.org/10.1063/1.871095>
- Krall N, Liewer P (1971) Low-frequency instabilities in magnetic pulses. *Phys Rev A* 4(5):2094. <https://doi.org/10.1103/PhysRevA.4.2094>
- Kulsrud R, Ji H, Fox W, et al (2005) An electromagnetic drift instability in the magnetic reconnection experiment and its importance for magnetic reconnection. *Phys Plasmas* 12:082,301. <https://doi.org/10.1063/1.1949225>
- Le A, Egedal J, Daughton W, et al (2015) Transition in electron physics of magnetic reconnection in weakly collisional plasma. *Journal of Plasma Physics* 81(01):305810,108. <https://doi.org/10.1017/S0022377814000907>

- Le A, Daughton W, Chen LJ, et al (2017) Enhanced electron mixing and heating in 3-D asymmetric reconnection at the Earth's magnetopause. *Geophys Res Lett* 44:2096–2104. <https://doi.org/10.1002/2017GL072522>
- Le A, Egedal J, Daughton W (2016) Two-stage bulk electron heating in the diffusion region of anti-parallel symmetric reconnection. *Phys Plasmas* 23(10). <https://doi.org/10.1063/1.4964768>
- Lefebvre B, Chen LJ, Gekelman W, et al (2010) Laboratory measurements of electrostatic solitary structures generated by beam injection. *Physical Review Letters* 105:115,001. <https://doi.org/10.1103/PhysRevLett.105.115001>
- Li X, Guo F, Liu YH (2021) The acceleration of charged particles and formation of power-law energy spectra in nonrelativistic magnetic reconnection. *Phys Plasmas* 28:052,905. <https://doi.org/10.1063/5.0047644>
- Liu YH, Cassak P, Li X, et al (2022) First-principles theory of the rate of magnetic reconnection in magnetospheric and solar plasmas. *Communications Physics* 5. <https://doi.org/10.1038/s42005-022-00854-x>
- Lyons LR, Pridmore-Brown DC (1990) Force balance near an X line in a collisionless plasma. *J Geophys Res* 95:20,903. <https://doi.org/10.1029/JA095iA12p20903>
- Majeski S, Ji H (2023) Super-Fermi acceleration in multiscale MHD reconnection. *Physics of Plasmas* 30(4):042106. <https://doi.org/10.1063/5.0139276>
- Majeski S, Ji H, Jara-Almonte J, et al (2021) Guide field effects on the distribution of plasmoids in multiple scale reconnection. *Physics of Plasmas* 28(9):092106. <https://doi.org/10.1063/5.0059017>
- Matsumoto H, Deng XH, Kojima H, et al (2003) Observation of Electrostatic Solitary Waves associated with reconnection on the dayside magnetopause boundary. *Geophys Res Lett* 30(6):1326. <https://doi.org/10.1029/2002GL016319>
- Mozer FS, Pritchett PL (2011) Electron physics of asymmetric magnetic field reconnection. *Space Sci Rev* 158(1):119–143. <https://doi.org/10.1007/s11214-010-9681-8>
- Mozer FS, Bale S, Phan TD (2002) Evidence of diffusion regions at a subsolar magnetopause crossing. *Phys Rev Lett* 89:015,002. <https://doi.org/10.1103/PhysRevLett.89.015002>
- Mozer FS, Bale SD, Cattell CA, et al (2022) Core electron heating by triggered ion acoustic waves in the solar wind. *The Astrophysical Journal Letters*

927:L15. <https://doi.org/10.3847/2041-8213/ac5520>

- Ng J, Chen LJ, Le A, et al (2020) Lower-hybrid-drift vortices in the electron-scale magnetic reconnection layer. *Geophysical Research Letters* 47. <https://doi.org/10.1029/2020GL090726>
- Ng J, Yoo J, Chen LJ, et al (2023) 3d simulation of lower-hybrid drift waves in strong guide field asymmetric reconnection in laboratory experiments. *Physics of Plasmas* 30. <https://doi.org/10.1063/5.0138278>
- Norgren C, Vaivads A, Khotyaintsev YV, et al (2012) Lower hybrid drift waves: Space observations. *Physical Review Letters* 109:055,001. <https://doi.org/10.1103/PhysRevLett.109.055001>
- Øieroset M, Phan TD, Haggerty C, et al (2016) MMS observations of large guide field symmetric reconnection between colliding reconnection jets at the center of a magnetic flux rope at the magnetopause. *Geophys Res Lett* 43(1):5536–5544. <https://doi.org/10.1002/2016GL069166>
- Oka M, Birn J, Egedal J, et al (2023) Particle acceleration by magnetic reconnection in geospace. submitted
- Olson J, Egedal J, Greess S, et al (2016) Experimental Demonstration of the Collisionless Plasmoid Instability below the Ion Kinetic Scale during Magnetic Reconnection. *Physical Review Letters* 116(25):255001. <https://doi.org/10.1103/PhysRevLett.116.255001>
- Olson J, Egedal J, Clark M, et al (2021) Regulation of the normalized rate of driven magnetic reconnection through shocked flux pileup. *JOURNAL OF PLASMA PHYSICS* 87(3). <https://doi.org/10.1017/S0022377821000659>
- Ono Y, Morita A, Katsurai M, et al (1993) Experimental investigation of three-dimensional magnetic reconnection by use of two colliding spheromaks. *Phys Fluids B* 5:3691. <https://doi.org/10.1063/1.860840>
- Ono Y, Tanabe H, Hayashi Y, et al (2011) Ion and electron heating characteristics of magnetic reconnection in a two flux loop merging experiment. *Phys Rev Lett* 107(18):185,001. <https://doi.org/10.1103/PhysRevLett.107.185001>
- Papadopoulos K (1977) A review of anomalous resistivity for the ionosphere. *Reviews of Geophysics and Space Physics* 15:113. <https://doi.org/10.1029/RG015i001p00113>
- Parker E (1957) Sweet's mechanism for merging magnetic fields in conducting fluids. *J Geophys Res* 62:509. <https://doi.org/10.1029/JZ062i004p00509>

- Petschek H (1964) Magnetic field annihilation. NASA Spec Pub 50:425
- Pritchett PL (2001) Geospace Environment Modeling magnetic reconnection challenge: Simulations with a full particle electromagnetic code. *J Geophys Res* 106:3783. <https://doi.org/10.1029/1999JA001006>
- Pucci F, Velli M (2014) Reconnection of Quasi-singular Current Sheets: The “Ideal” Tearing Mode. *Astrophys J* 780(2):L19–4. <https://doi.org/10.1088/2041-8205/780/2/L19>
- Pucci F, Usami S, Ji H, et al (2018) Energy transfer and electron energization in collisionless magnetic reconnection for different guide-field intensities. *Physics of Plasmas* 25(12):122111. <https://doi.org/10.1063/1.5050992>
- Ren Y (2007) Studies of non-mhd effects during magnetic reconnection in a laboratory plasma. PhD thesis, Princeton University
- Ren Y, Yamada M, Gerhardt S, et al (2005) Experimental Verification of the Hall Effect during Magnetic Reconnection in a Laboratory Plasma. *Phys Rev Lett* 95(5):055,003. <https://doi.org/10.1103/PhysRevLett.95.055003>
- Ren Y, Yamada M, Ji H, et al (2008) Identification of the Electron Diffusion Region during Magnetic Reconnection in a Laboratory Plasma. *Phys Rev Lett* 101:085,003. <https://doi.org/10.1103/PhysRevLett.101.085003>
- Retinò A, Khotyaintsev Y, Le Contel O, et al (2021) Particle energization in space plasmas: towards a multi-point, multi-scale plasma observatory. *Experimental Astronomy* <https://doi.org/10.1007/s10686-021-09797-7>
- Roytershteyn V, Daughton W, Dorfman S, et al (2010) Driven reconnection near the dreicer limit. *Phys Plasmas* 17:055,706. <https://doi.org/10.1063/1.3399787>
- Roytershteyn V, Daughton W, Karimabadi H, et al (2012) Influence of the Lower-Hybrid Drift Instability on Magnetic Reconnection in Asymmetric Configurations. *Phys Rev Lett* 108:185,001. <https://doi.org/10.1103/PhysRevLett.108.185001>
- Roytershteyn V, Dorfman S, Daughton W, et al (2013) Electromagnetic instability of thin reconnection layers: comparison of 3d simulations with mrx observations. *Phys Plasmas* 20:061,212. <https://doi.org/10.1063/1.4811371>
- Russell CT, Elphic RC (1979) ISEE observations of flux transfer events at the dayside magnetopause. *Geophys Res Lett* 6:33–36. <https://doi.org/10.1029/GL006i001p00033>

- Sato T, Hayashi T (1979) Externally driven magnetic reconnection and a powerful magnetic energy converter. *Phys Fluids* 22:1189. <https://doi.org/10.1063/1.862721>
- Shay M, Drake J, Denton R, et al (1998) Structure of the dissipation region during collisionless magnetic reconnection. *J Geophys Res* 103:9165. <https://doi.org/10.1029/97JA03528>
- Shi P, Srivastav P, Barbhuiya MH, et al (2022) Laboratory observations of electron heating and non-maxwellian distributions at the kinetic scale during electron-only magnetic reconnection. *Phys Rev Lett* 128. <https://doi.org/10.1103/PhysRevLett.128.025002>
- Sonnerup BUÖ (1979) Magnetic field reconnection. In: Lanzerotti L, Kennel C, Parker E (eds) *Solar System Plasma Physics*. Cambridge University Press, North-Holland New York, p 45
- Stark A, Fox W, Egedal J, et al (2005) Laser-induced fluorescence measurement of the ion-energy-distribution function in a collisionless reconnection experiment. *Phys Rev Lett* 95:235,005. <https://doi.org/10.1103/PhysRevLett.95.235005>
- Stechow A, Fox W, Jara-Almonte J, et al (2018) Electromagnetic fluctuations during guide field reconnection in a laboratory plasma. *Phys Plasmas* 25:052,120. <https://doi.org/10.1063/1.5025827>
- Steinval K, Khotyaintsev YV, Graham DB, et al (2021) Large amplitude electrostatic proton plasma frequency waves in the magnetospheric separatrix and outflow regions during magnetic reconnection. *Geophysical Research Letters* 48(5):e90,286. <https://doi.org/10.1029/2020GL090286>
- Stenzel R, Gekelman W (1981) Magnetic field line reconnection experiments 1. field topologies. *J Geophys Res* 86:649. <https://doi.org/10.1103/PhysRevLett.42.1055>
- Stenzel RL, Gekelman W, Urrutia JM (1986) Lessons from laboratory experiments on reconnection. *Advances in Space Research* 6(1):135–147. [https://doi.org/10.1016/0273-1177\(86\)90025-6](https://doi.org/10.1016/0273-1177(86)90025-6)
- Stix T (1992) *Waves in Plasmas*. American Institute of Physics, New York
- Sweet P (1958) The neutral point theory of solar flares. In: Lehnert B (ed) *Electromagnetic Phenomena in Cosmical Physics*. Cambridge Univ. Press, New York, p 123

- Tanabe H, Yamada T, Watanabe T, et al (2015) Electron and ion heating characteristics during magnetic reconnection in the most spherical tokamak. *Phys Rev Lett* 115:215,004. <https://doi.org/10.1103/PhysRevLett.115.215004>
- Terasawa T (1983) Hall current effect on tearing mode instability. *Geophys Res Lett* 10:475. <https://doi.org/10.1029/GL010i006p00475>
- Torbert RB, Burch JL, Giles BL, et al (2016) Estimates of terms in Ohm's law during an encounter with an electron diffusion region. *Geophys Res Lett* 43:5918–5925. <https://doi.org/10.1002/2016GL069553>
- Torbert RB, Burch JL, Phan TD, et al (2018) Electron-scale dynamics of the diffusion region during symmetric magnetic reconnection in space. *Science* 362(6421):1391–1395. <https://doi.org/10.1126/science.aat2998>
- Trivelpiece AW, Gould RW (1959) Behavior of Polytetrafluoroethylene (Teflon) under High Pressures. *Journal of Applied Physics* 30(11):1784–1793. <https://doi.org/10.1063/1.1735056>
- Uchino H, Kurita S, Harada Y, et al (2017) Waves in the innermost open boundary layer formed by dayside magnetopause reconnection. *Journal of Geophysical Research: Space Physics* 122:3291–3307. <https://doi.org/10.1002/2016JA023300>
- Ugai M, Tsuda T (1977) Magnetic field-line reconnection by localized enhancement of reconnection. 1. evolution in a compressible mhd fluid. *J Plasma Phys* 17:337. <https://doi.org/10.1017/S0022377800020663>
- Uzdensky DA, Loureiro NF, Schekochihin A (2010) Fast magnetic reconnection in the plasmoid-dominated regime. *Phys Rev Lett* 105:235,002. <https://doi.org/10.1103/PhysRevLett.105.235002>
- Vasyliunas V (1975) Theoretical models of field line merging, i. *Rev Geophys Space Phys* 13:303. <https://doi.org/10.1029/RG013i001p00303>
- Wilder FD, Ergun RE, Burch JL, et al (2018) The role of the parallel electric field in electron-scale dissipation at reconnecting currents in the magnetosheath. *Journal of Geophysical Research: Space Physics* 123:6533–6547. <https://doi.org/10.1029/2018JA025529>
- Wygant J, Cattell C, Lysak R, et al (2005) Cluster observations of an intense normal component of the electric field at a thin reconnecting current sheet in the tail and its role in the shock-like acceleration of the ion fluid into the separatrix region. *J Geophys Res* 110:A09,206. <https://doi.org/10.1029/2004JA010708>



- Yamada M (2022) *Magnetic Reconnection: A Modern Synthesis of Theory, Experiment, and Observations*. Princeton University Press, Princeton
- Yamada M, Ono Y, Hayakawa A, et al (1990) Magnetic reconnection of plasma toroids with co- and counter-helicity. *Phys Rev Lett* 65:721. <https://doi.org/10.1103/PhysRevLett.65.721>
- Yamada M, Ji H, Hsu S, et al (1997) Study of driven magnetic reconnection in a laboratory plasma. *Phys Plasmas* 4:1936. <https://doi.org/10.1063/1.872336>
- Yamada M, Ren Y, Ji H, et al (2006) Experimental study of two-fluid effects on magnetic reconnection in a laboratory plasma with variable collisionality. *Phys Plasmas* 13:052,119. <https://doi.org/10.1063/1.2203950>
- Yamada M, Kulsrud R, Ji H (2010) Magnetic reconnection. *Rev Mod Phys* 82:603. <https://doi.org/10.1103/RevModPhys.82.603>
- Yamada M, Yoo J, Jara-Almonte J, et al (2014) Conversion of magnetic energy in the magnetic reconnection layer of a laboratory plasma. *Nat Commun* 5:4774. <https://doi.org/10.1038/ncomms5774>
- Yamada M, Yoo J, Jara-Almonte J, et al (2015) Study of energy conversion and partitioning in the magnetic reconnection layer of a laboratory plasmas). *Phys Plasmas* 22(5):056501. <https://doi.org/10.1063/1.4920960>
- Yamada M, Yoo J, Myers CE (2016) Understanding the dynamics and energetics of magnetic reconnection in a laboratory plasma: Review of recent progress on selected fronts. *Phys Plasmas* 23(5):055,402. <https://doi.org/10.1063/1.4948721>
- Yamada M, Chen LJ, Yoo J, et al (2018) The two-fluid dynamics and energetics of the asymmetric magnetic reconnection in laboratory and space plasmas. *Nat Commun* 8:5223. <https://doi.org/10.1038/s41467-018-07680-2>
- Yoo J, Yamada M, Ji H, et al (2013) Observation of ion acceleration and heating during collisionless magnetic reconnection in a laboratory plasma. *Phys Rev Lett* 110:215,007. <https://doi.org/10.1103/PhysRevLett.110.215007>
- Yoo J, Yamada M, Ji H, et al (2014a) Bulk ion acceleration and particle heating during magnetic reconnection in a laboratory plasma. *Phys Plasmas* 21(5):055,706. <https://doi.org/10.1063/1.4874331>
- Yoo J, Yamada M, Ji H, et al (2014b) Laboratory Study of Magnetic Reconnection with a Density Asymmetry across the Current Sheet. *Phys Rev Lett* 113(9):095,002. <https://doi.org/10.1103/PhysRevLett.113.095002>

- Yoo J, Na B, Jara-Almonte J, et al (2017) Electron heating and energy inventory during asymmetric reconnection in a laboratory plasma. *J Geophys Res* 122:9264–9281. <https://doi.org/10.1002/2017JA024152>
- Yoo J, Jara-Almonte J, Yerger E, et al (2018) Whistler Wave Generation by Anisotropic Tail Electrons During Asymmetric Magnetic Reconnection in Space and Laboratory. *Geophys Res Lett* 45(16):8054–8061. <https://doi.org/10.1029/2018GL079278>
- Yoo J, Wang S, Yerger E, et al (2019) Whistler wave generation by electron temperature anisotropy during magnetic reconnection at the magnetopause. *Physics of Plasmas* 26(5):052902. <https://doi.org/10.1063/1.5094636>
- Yoo J, Ji JY, Ambat MV, et al (2020) Lower Hybrid Drift Waves During Guide Field Reconnection. *Geophys Res Lett* 47(21):e87192. <https://doi.org/10.1029/2020GL087192>
- Yoo J, Ng J, Ji H, et al (2023) Anomalous resistivity and electron heating by lower hybrid drift waves during magnetic reconnection with a guide field. submitted
- Zenitani S, Hoshino M (2001) The Generation of Nonthermal Particles in the Relativistic Magnetic Reconnection of Pair Plasmas. *Astrophys J Lett* 562:L63–L66. <https://doi.org/10.1086/337972>
- Zenitani S, Hesse M, Klimas A, et al (2011) New measure of the dissipation region in collisionless magnetic reconnection. *Phys Rev Lett* 106. <https://doi.org/10.1103/PhysRevLett.106.195003>
- Zhang S, Chien A, Gao L, et al (2023) Ion and Electron Acoustic Bursts during Anti-Parallel Reconnection Driven by Lasers. *Nature Physics* <https://doi.org/10.1038/s41567-023-01972-1>
- Zhou M, Deng XH, Li SY, et al (2009) Observation of waves near lower hybrid frequency in the reconnection region with thin current sheet. *J Geophys Res* 114:2216. <https://doi.org/10.1029/2008JA013427>
- Zweibel E, Yamada M (2009) Magnetic reconnection in astrophysical and laboratory plasmas. *Annu Rev Astron Astrophys* 47(1):291. <https://doi.org/10.1146/annurev-astro-082708-101726>