

Enhanced extra mixing in low-mass stars approaching the RGB tip and the problem of Li-rich red-clump stars

Pavel A. Denissenkov^{1,2,3†*}, Simon Blouin^{1,2}, Falk Herwig^{1,2,3†}, Jacob Stott¹ and Paul R. Woodward^{2,4}

¹*Department of Physics & Astronomy, University of Victoria, Victoria, BC V8W 2Y2, Canada*

²*Joint Institute for Nuclear Astrophysics – Center for the Evolution of the Elements (JINA-CEE), Michigan State University, 640 South Shaw Lane, East Lansing, MI 48824, USA*

³*CaNPAN, <https://canpan.ca>*

⁴*LCSE and Department of Astronomy, University of Minnesota, Minneapolis, MN 55455, USA*

[†]*NuGrid Collaboration, <https://nugridstars.org>*

Accepted XXX. Received YYY; in original form ZZZ

ABSTRACT

A few percent of red giants are enriched in Lithium with $A(\text{Li}) > 1.5$. The evolutionary phase of the Li-rich red giants has remained uncertain because they could be placed both on the red-giant branch (RGB) near the bump luminosity and in the red clump (RC) region. However, thanks to asteroseismology, it has been found that most of them are actually RC stars. Starting at the bump luminosity, RGB progenitors of the RC stars experience extra mixing in the radiative zone separating the H-burning shell from the convective envelope followed by a series of convective He-shell flashes at the RGB tip, known as the He-core flash. Therefore, the He-core flash was proposed to cause fast extra mixing in the stars at the RGB tip that is needed for the Cameron-Fowler mechanism to produce Li. Alternatively, we propose that the RGB stars are getting enriched in Li by the same extra mixing that starts at the bump luminosity and initially leads to a decrease of the surface Li abundance but that is getting enhanced and begins to produce Li when the stars are approaching the RGB tip. We discuss five mechanisms of the RGB extra mixing, namely, the joint operation of rotation-driven meridional circulation and turbulent diffusion, the Azimuthal Magneto-Rotational Instability (AMRI), thermohaline convection, buoyancy of magnetic flux tubes, and internal gravity waves, and, based on results of (magneto-) hydrodynamics simulations, come to the conclusion that it is the mechanism of the AMRI that is most likely to support our hypothesis.

Key words: stars: interiors, stars: evolution, stars: low-mass, stars: chemically peculiar, hydrodynamics, turbulence, waves, diffusion

1 INTRODUCTION

The standard stellar evolution theory predicts that the surface Li abundance has to decrease in a star with a mass close to the solar one when it leaves the main sequence (MS) phase of H-core burning and begins to ascend the red giant branch (RGB). This happens during the first dredge-up (FDU) episode, when the base of the deepening convective envelope of the star on the lower RGB reaches the layers in which temperature was high enough, above 2.5 MK, to destroy Li on the MS, and now Li remaining in the surface layers gets diluted by this convective mixing (Iben 1967).

The FDU also reduces the surface ^{12}C to ^{13}C isotopic and C to N elemental abundance ratios. At the end of the FDU, when the base of the convective envelope stops deepening and begins retreating in front of the H-burning shell advancing in mass, it leaves behind a small discontinuity in the H and other abundance profiles at the mass coordinate of its deepest penetration. Later, when the H-burning shell crosses the discontinuity it has to adapt to the slightly different chemical composition forcing the star to make a small zigzag on the Hertzsprung-Russell diagram towards a lower luminosity and then to resume its RGB ascent (Figure 1a). This temporarily slows down its evolution and can be observed as a pile-up (a bump) of stars at the corresponding

* E-mail: pavelden@uvic.ca

bump luminosity in luminosity functions of populous globular clusters.

Observations show that above the bump luminosity, on the upper RGB, low-mass stars experience non-convective extra mixing in their radiative zones separating the H-burning shell from the base of the convective envelope (e.g., Gilroy & Brown 1991; Gratton et al. 2000; Smith & Martell 2003; Shetrone et al. 2019) that further reduces their surface Li abundances along with the $^{12}\text{C}/^{13}\text{C}$ and C/N ratios. Later, at the tip of the RGB, the temperature in the He core becomes sufficiently high at some distance from the center to ignite the triple- α reaction under electron-degenerate conditions. This *He-core flash* consists of a series of convective He-shell burning events that gradually approach the center, lift the degeneracy and end up when He starts burning in a non-degenerate convective core. By this time, the star arrives at the red-clump (RC) region of the horizontal branch (HB). Finally, when He gets exhausted in the core, the star leaves the HB and begins to climb the asymptotic giant branch (AGB) where it will experience intermittent H- and He-shell burning, the latter occurring in the form of thermal pulses.

The outlined standard scenario of the evolution of a low-mass star, which is illustrated by Figure 1, with observationally constrained mean rate and depth of extra mixing on the upper RGB (Denissenkov & VandenBerg 2003) leads to a conclusion that the surface Li abundances in low-mass RC stars have to be significantly reduced compared to their initial MS values of $A(\text{Li}) = \log_{10}[N(\text{Li})/N(\text{H})] + 12 = 3.3$ for the solar composition. This conclusion does not even take into account the fact that the surface Li abundance in solar-type stars is observed to decline already on the MS, e.g. by nearly 2 orders of magnitude in the Sun (Carlos et al. 2019), as a result of another extra mixing of as yet unknown nature operating below their convective envelopes (Richard et al. 2005; Dumont et al. 2021). Therefore, it was a surprise when Kumar et al. (2020) discovered that all RC stars studied by them had much higher Li abundances, by the factor of 40 on average, than those predicted by the standard stellar evolution theory, and that the previously known population of a few percent of red giants with $A(\text{Li}) > 1.5$, the so-called *Li-rich giants*, all belonged to an extended tail of the Li abundance distribution in RC stars.

Until about a decade ago, at least some of the Li-rich giants were thought to be RGB stars at the bump luminosity, because their luminosities and effective temperatures did not allow to distinguish them from the RC stars. Their high Li abundances used to be interpreted either as a consequence of their swallowing a giant planet or a brown dwarf with a preserved initial Li abundance (Siess & Livio 1999) or as a result of enhanced RGB extra mixing with a rate significantly exceeding the one required for the explanation of the observational evidence of the operation of RGB extra mixing in the majority of low-mass stars (Charbonnel & Balachandran 2000; Denissenkov & Weiss 2000; Denissenkov & Herwig 2004; Denissenkov 2012). In the second case, Li is synthesized via the mechanism proposed by Cameron & Fowler (1971) in which ^7Be produced in the vicinity of the H-burning shell in the reaction $^3\text{He}(\alpha, \gamma)^7\text{Be}$ has to be quickly transported by convection or extra mixing to colder layers where it will have enough time to capture electrons to make ^7Li , instead of being destroyed by proton captures.

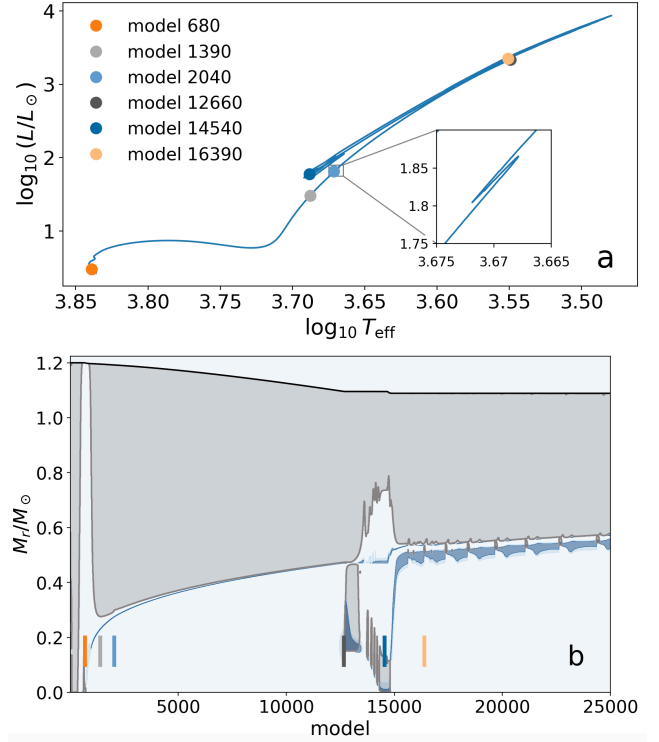


Figure 1. The track (panel a) and Kippenhahn diagram (panel b) for the evolution of a star with the initial mass $1.2 M_{\odot}$ and metallicity $[\text{Fe}/\text{H}] = -0.3$ with model numbers (circles and vertical line segments of same colors) indicating its main phases, such as the main sequence (680), the end of the first dredge-up (1390), the bump luminosity on the red giant branch (2040), the first He-shell flash (12660), the He-core burning in the red-clump region of the horizontal branch (14540), and the beginning of the He thermal pulses on the asymptotic giant branch (16390). The gray-shaded regions in panel b are convective zones (envelope, cores and shells).

The identification of most of the Li-rich giants with RC stars was made possible thanks to asteroseismology that demonstrated a clear separation of RGB and RC stars on the diagram displaying their gravity-mode period spacing $\Delta\Pi_1$ versus large frequency separation $\Delta\nu$ constructed using photometric data obtained with the space telescope *Kepler* (Borucki et al. 2010; Bedding et al. 2011; Mosser et al. 2014; Kumar et al. 2020; Deepak & Lambert 2021a; Mallick et al. 2023). Li abundances in these stars were determined using ground-based stellar spectroscopy data from the LAMOST and GALAH surveys (Cui et al. 2012; De Silva et al. 2015). For reviews of Li-rich giants, readers are referred to Martell et al. (2021) and Yan & Shi (2022).

Recently, Chanamé et al. (2022) have questioned the conclusion that most of the Li-rich giants are low-mass RC stars. Their doubt is based on the fact that the RC region can be occupied not only by low-mass stars with $M \lesssim 2 M_{\odot}$, that are indeed expected to undergo the He-core flash preceded by extra mixing on the upper RGB, but also by more massive stars with $M \gtrsim 2 M_{\odot}$ that may only experience the FDU resulting in a moderate decrease of their surface Li abundances. However, this controversy has soon been resolved by Mallick et al. (2023) who show that whereas in

their smaller sample of 109 RC stars with $M \gtrsim 2 M_{\odot}$ the observed Li abundances do agree with predictions of the standard stellar evolution theory, the presence of Li-rich giants, including a few super Li-rich ones with $A(\text{Li}) \geq 3.3$ that were not explained by [Chanamé et al. \(2022\)](#), in their larger sample of 668 RC stars with $M \lesssim 2 M_{\odot}$ indicates that Li is indeed produced in their progenitors somewhere between the end of RGB extra mixing and the RC phase. In this work, we put forward and substantiate a hypothesis that Li may be produced in low-mass stars by the same RGB extra mixing that begins to manifest itself at the bump luminosity and initially destroys Li but that is getting enhanced and starting to produce Li when the stars are approaching the RGB tip.

All stellar evolution computations in this work, e.g. those results of which are shown in Figure 1, have been done for a star with the initial mass $1.2 M_{\odot}$ and metallicity $[\text{Fe}/\text{H}] = -0.3^1$, close to those of the majority of Li-rich RC stars studied by [Deepak & Lambert \(2021b\)](#), using the MESA revision 7624 code ([Paxton et al. 2011, 2013](#)) with the same input physics as described in Section 2 of [Denisov et al. \(2017\)](#), except that here we have included extra mixing on the upper RGB and used the parameter $\eta_{\text{R}} = 0.36$ in the Reimers formula for the RGB mass-loss rate ([Reimers 1975](#)).

Our paper is organized as follows. In Section 2, we review various physical mechanisms that were proposed to explain RGB extra mixing. Section 3 summarizes the previously proposed hypotheses explaining the Li enrichment of RC stars. In Section 4, we identify the RGB extra mixing mechanisms with diffusion coefficients that are expected to be rapidly increasing with the luminosity and select the Azimuthal Magneto-Rotational Instability (AMRI; [Rüdiger et al. 2014, 2015](#)) as the most promising one to support our hypothesis. Then, we present and discuss results of our computations of the evolution of a low-mass stellar model representing the Li-rich RC stars with RGB extra mixing getting enhanced when it approaches the RGB tip. Section 5 concludes the paper with a brief discussion of our hypothesis and its supporting arguments.

2 MECHANISMS FOR THE RGB EXTRA MIXING

The radiative zones of low-mass stars, where the operation of extra mixing on the upper RGB is evidenced by the evolutionary declines of the surface Li abundance, the isotopic $^{12}\text{C}/^{13}\text{C}$ and the elemental C/N abundance ratios in field, open and globular cluster stars, are convectively stable. Therefore, rising and sinking fluid elements in these zones have to exchange heat by radiation diffusion with their surrounding stably stratified (with a positive entropy gradient) stellar layers to be able to reduce the buoyancy force trying to keep them in place. This means that the corresponding rate of mixing, expressed as a diffusion coefficient

$D_{\text{mix}} = fK$, should be proportional to the radiative diffusivity

$$K = \frac{4acT^3}{3\kappa C_P \rho^2}, \quad (1)$$

where a is the radiation density constant, c the speed of light in vacuum, T the temperature, κ the Rosseland mean opacity, C_P the specific heat at constant pressure, and ρ the density. The factor f , which should be smaller than one, depends on physical parameters associated with a specific mixing mechanism.

2.1 Rotationally-induced mixing

[Sweigart & Mengel \(1979\)](#) and [Smith & Tout \(1992\)](#) considered rotationally-induced meridional circulation as a mechanism for the RGB extra mixing. In fact, [Sweigart & Mengel \(1979\)](#) were the first to conclude that RGB extra mixing could begin to reach the H burning shell only after the latter had crossed and erased the chemical composition discontinuity left behind by the base of the convective envelope at the end of the FDU. After that, above the bump luminosity, the mean molecular weight gradient $\nabla_{\mu} = (\partial \ln \mu / \partial \ln P)$ would remain zero in the bulk of the radiative zone down to the vicinity of the H-burning shell where its increasing positive value serves as a barrier for all types of extra mixing, thereby establishing their maximum depth.

[Zahn \(1992\)](#) conjectured that in rotating stellar radiative zones the meridional circulation had to compete in transporting angular momentum with rotationally-induced turbulent diffusion. He assumed that the latter was much stronger in the horizontal than in vertical direction and that, as a result, the radiative zones were in a state of shellular rotation with the angular velocity Ω depending only on the radius r . In the radiative zone of an upper RGB star this competition is described by the following differential equation of the angular momentum transport in Eulerian coordinates:

$$\frac{\partial}{\partial t} (\rho r^2 \Omega) = \frac{1}{5r^2} \frac{\partial}{\partial r} [\rho r^4 \Omega (U - 5\dot{r})] + \frac{1}{r^2} \frac{\partial}{\partial r} \left(\rho r^4 \nu_v \frac{\partial \Omega}{\partial r} \right), \quad (2)$$

where $\dot{r} = (\partial r / \partial t)_{M_r}$ is a rate with which a mass shell M_r is approaching the H-burning shell, U is the radial component of the meridional circulation velocity, and

$$\nu_v = D_v = \eta \frac{\left(r \frac{\partial \Omega}{\partial r} \right)^2}{N^2} K \quad (3)$$

is the vertical component of both turbulent viscosity (ν_v) and turbulent diffusion coefficient (D_v) produced by the differential shellular rotation in a radiative zone with $\nabla_{\mu} = 0$. In Equation (3), $\eta \sim 0.01 - 0.1$ is a parameter, whose values in the indicated range were confirmed by hydrodynamics simulations ([Prat & Lignières 2013, 2014](#); [Prat et al. 2016](#); [Garaud et al. 2017](#)), and

$$N^2 = N_T^2 + N_{\mu}^2 = \frac{g}{H_P} \delta (\nabla_{\text{ad}} - \nabla_{\text{rad}}) + \frac{g}{H_P} \varphi \nabla_{\mu} \quad (4)$$

is the square of the Brunt-Väisälä (buoyancy) frequency represented as a sum of its thermal (N_T^2) and chemical composition (N_{μ}^2) parts. In the expressions for the last

¹ We use the standard stellar spectroscopy notation $[A/B] = \log_{10}[N_{\star}(A)/N_{\star}(B)] - \log_{10}[N_{\odot}(A)/N_{\odot}(B)]$, where N_{\star} and N_{\odot} are number densities of elements A and B in a star and the Sun.

two terms, g is the local gravity, H_P the pressure-scale height, ∇_{ad} and ∇_{rad} the adiabatic and radiative temperature gradients, logarithmic and with respect to pressure, while $\delta = -(\partial \ln \rho / \partial \ln T)_{P,\mu}$ and $\varphi = (\partial \ln \rho / \partial \ln \mu)_{P,T}$ are determined by the equation of state.

At the same time, [Chaboyer & Zahn \(1992\)](#) showed that the strong horizontal turbulence had to reduce the efficiency of radial mixing by meridional circulation making it possible to describe it as a diffusion, rather than advection, process with the following coefficient:

$$D_{\text{eff}} = \frac{|rU|^2}{30D_{\text{h}}}, \quad (5)$$

where the coefficient of horizontal turbulent diffusion D_{h} was calculated using the radial and horizontal components of the meridional circulation velocity, assuming that $D_{\text{h}} \gg D_{\text{v}}$ and $D_{\text{h}} \gg |rU|$.

[Denissenkov & Tout \(2000\)](#), hereafter DT00) solved Equation (2) with the prescriptions for the meridional circulation velocity and turbulent diffusion from [Zahn \(1992\)](#) and their updates by [Maeder & Meynet \(1996\)](#) and [Maeder & Zahn \(1998\)](#) for the radiative zone of an upper RGB star and found that for reasonable surface rotational velocities of RGB stars the combined diffusion coefficient $D_{\text{mix}} = D_{\text{v}} + D_{\text{eff}}$, with the first term dominating, provided a sufficiently fast rate for the RGB extra mixing. The magnitude of the circulation velocity calculated by DT00, $2 \times 10^{-3} \text{ cm s}^{-1}$, was very close to its value estimated by [Smith & Tout \(1992\)](#), $3.6 \times 10^{-3} \text{ cm s}^{-1}$, necessary to reproduce the evolutionary decline of the carbon abundance on the upper RGB in the globular cluster M92 measured by [Carbon et al. \(1982\)](#). Those results were obtained by DT00 under the assumption that the convective envelopes of RGB stars rotated differentially keeping the specific angular momentum conserved through them. This assumption is supported by the results of 3D hydrodynamics simulations of turbulent convection in the convective envelope of a low-mass RGB star reported by [Brun & Palacios \(2009\)](#) and by the models of the evolution of low-mass stars with rotation that explain the relatively fast rotational velocities of HB stars in the globular cluster M13 ([Sills & Pinsonneault 2000](#)). The assumption of solid-body rotation in their convective envelopes would require unrealistically high surface rotational velocities for RGB stars. This conclusion agrees with the simulations of rotationally-induced mixing by [Charbonnel & Lagarde \(2010\)](#) who used equations similar to those of [Zahn \(1992\)](#) but assumed solid-body rotation in convective envelopes and, as a result, found that their rotationally-induced mixing on the upper RGB was too slow to explain the observational data.

[Palacios et al. \(2006\)](#) questioned the results of DT00 on the efficiency of rotationally-induced mixing in low-mass stars on the upper RGB. They solved the equation of the angular momentum transport by the meridional circulation and turbulent diffusion in Lagrangian coordinates for the entire evolution of a low-mass star from the MS to the upper RGB, taking into account magnetic breaking of its envelope rotation on the MS and using different prescriptions for the coefficient of turbulent diffusion. The angular velocity profiles in the radiative zones of the RGB bump luminosity models M2 and M6 displayed by [Palacios et al. \(2006\)](#) in their Fig. 2 agree surprisingly well with the corresponding

profile from Fig. 6 of DT00. Therefore, it is not clear why the coefficient of vertical turbulent diffusion presented in Fig. 9 of [Palacios et al. \(2006\)](#) for the model M4, which is the closest one to the model considered by DT00, is smaller by at least a factor of 10 than its counterpart presented in Fig. 5b of DT00. In any case, new data on internal rotation of low-mass subgiant and lower RGB stars obtained by asteroseismology have revealed much flatter angular velocity profiles than those predicted by all 1D models that include only rotationally-induced transport of angular momentum.

2.2 Angular momentum transport and mixing driven by the azimuthal magneto-rotational instability

[Beck et al. \(2012\)](#) detected rotational splittings of mixed modes of solar-like oscillations in three lower RGB stars observed by the *Kepler* space telescope. From an analysis of dipole modes they figured out that the cores of those stars rotate at least ten times faster than their envelopes (for rotationally-induced RGB extra mixing this difference has to be nearly two orders of magnitude larger, e.g. see Fig. 6 of DT00), assuming that the former and latter each rotate as a solid body. That conclusion was soon confirmed by [Mosser et al. \(2012\)](#) who measured rotational splittings for a much larger sample of low-mass red giants. [Deheuvels et al. \(2014\)](#) added six low-mass subgiant stars to the sample of lower RGB stars studied by [Mosser et al. \(2012\)](#) and showed that their cores rotated by an order of magnitude faster than the cores of the RGB stars. They interpreted that as a signature of a more efficient than rotationally-induced transport of angular momentum occurring in the latter. [Spada et al. \(2016\)](#) modelled that transport as a diffusion process and demonstrated that the observed evolutionary changes of the radiative core and convective envelope angular velocities Ω_{core} and Ω_{env} of the subgiant and RGB stars could be reproduced simultaneously with the angular momentum transport (AMT) diffusion coefficient

$$D_{\text{AMT}} = D_0 \left(\frac{\Omega_{\text{core}}}{\Omega_{\text{env}}} \right)^\alpha, \quad (6)$$

where $D_0 \approx 1 \text{ cm}^2 \text{ s}^{-1}$ and $\alpha \approx 3$. They argued that such a power-law scaling with $\alpha \approx 2-3$ was consistent with the dependence of a coefficient of turbulent viscosity on differential rotation obtained in numerical simulations of the Azimuthal-Magneto-Rotational Instability (AMRI) by [Rüdiger et al. \(2015\)](#). According to results reported by [Spada et al. \(2016\)](#), this angular momentum transport begins to manifest itself approximately at the age when the H-burning shell is just established, i.e. long before the RGB star has reached the bump luminosity. An extrapolation of the $\alpha = 3$ curve from their Fig. 4 to a value of $\log g = 2.3$ at the bump luminosity of our $1.2M_{\odot}$ model star leads to an estimate of $D_{\text{AMT}} \sim 10^6 \text{ cm}^2 \text{ s}^{-1}$ which is comparable to the value of D_{mix} near the H-burning shell in Fig. 5d of DT00. According to [Rüdiger et al. \(2014\)](#), $D_{\text{AMT}}/D_{\text{mix}} \propto \sqrt{\text{Pm}}$, where Pm is the magnetic Prandtl number. Its value is between 0.01 and 10 in the radiative zone of low-mass RGB stars ([Rüdiger et al. 2015](#)), therefore $D_{\text{mix}} \sim D_{\text{AMT}}$ for the AMRI turbulence, unless a stable thermal stratification prevents mixing. [Moyano et al. \(2023\)](#) have recently found

additional observational support for the AMRI as the possible mechanism of angular momentum transport in both low- and intermediate-mass stars on different evolutionary phases, including the HB. With their updated values of $D_0 \approx 50 \text{ cm}^2 \text{ s}^{-1}$ and $\alpha \approx 2$ for the low-mass stars the value of $D_{\text{AMT}} \approx 5 \times 10^5 \text{ cm}^2 \text{ s}^{-1}$ at the bump luminosity still remains sufficiently high to be consistent with the AMRI as the RGB extra mixing mechanism.

2.3 Thermohaline mixing

While doing 3D hydrodynamics simulations of convection triggered by the He-core flash in a $1 M_\odot$ star at the RGB tip Dearborn et al. (2006) noticed some fluid motion outside the H-burning shell. In their follow-up paper Eggleton et al. (2006) found that a local inversion of the mean molecular weight profile $\mu(r)$ at the outer part of the H-burning shell produced by the reaction ${}^3\text{He}({}^3\text{He}, 2\text{p}){}^4\text{He}$ was driving that fluid motion, but they mistakenly attributed the cause of it to the Rayleigh-Taylor instability. Charbonnel & Zahn (2007) correctly interpreted that motion as thermohaline, or salt-fingering, convection driven by a double-diffusive instability. It develops when diffusion of a destabilizing ingredient (salt in the ocean, nuclei contributing to the difference in μ in the star) is less efficient than diffusion of heat that reduces the stabilizing effect of a difference in temperature between rising (and sinking) salt fingers and their surroundings. However, for a model of thermohaline convection to be able to reproduce the observed evolutionary declines of the ${}^{12}\text{C}/{}^{13}\text{C}$ and C/N ratios in upper RGB stars its salt fingers should have an aspect ratio of their radial length to diameter $a \gtrsim 7$. For the ideal gas equation of state, a simple linear analysis gives the following expression for the thermohaline diffusion coefficient:

$$D_{\text{th}} = C_{\text{th}} \frac{\nabla_\mu}{\nabla_{\text{rad}} - \nabla_{\text{ad}}} K, \quad (7)$$

where $C_{\text{th}} = 2\pi^2 a^2$ (Denissenkov 2010) or $C_{\text{th}} = (8/3)\pi^2 \alpha^2$ (Ulrich 1972; Charbonnel & Zahn 2007), with α also representing the salt-finger aspect ratio. The MESA stellar evolution code that we have used in this work uses the parameterization $C_{\text{th}} = (3/2)\alpha_{\text{th}}$ referring to it as the ‘‘Kippenhahn’’ option motivated by the work of Kippenhahn et al. (1980). The same observationally constrained value of D_{th} is obtained with $C_{\text{th}} \approx 1000$ (for $a \approx 7$ or $\alpha \approx 6$), and $\alpha_{\text{th}} \approx 667$.

When using the MESA ‘‘Kippenhahn’’ prescription for thermohaline mixing with $\alpha_{\text{th}} \approx 667$ in our $1.2 M_\odot$ model star we have obtained a too steep decline of the surface [C/N] ratio on the upper RGB, with its total decrease produced by the FDU and RGB extra mixing between the bump luminosity and the RGB tip $\Delta[\text{C}/\text{N}] \approx -0.8$ (dot-dashed red line in Figure 2). This contradicts to a moderate change of $-0.3 \lesssim \Delta[\text{C}/\text{N}] \lesssim -0.2$ in these mixing events observed in low-mass RGB stars with metallicities in the range of $-0.4 \leq [\text{Fe}/\text{H}] \leq -0.2$ (Fig. 3 and Table 2 in Shetrone et al. 2019). We have found that this discrepancy is caused by the MESA revision 7624 code overestimating the depth of thermohaline mixing because it uses only the H abundance to calculate ∇_μ in Equation (7). As illustrated by the left and right vertical dotted lines in Figure 3, the radius in the vicinity of the H-burning shell, below the local inversion of $\mu(r)$, at which the now increasing μ approaches its value in

the bulk of the radiative zone, outside the H-burning shell, changes from $r_{\text{mix}} \approx 0.045 R_\odot$ to $r_{\text{mix}} \approx 0.055 R_\odot$ when μ is calculated using all available isotopes. Therefore, in this work we fix the depth of RGB extra mixing in all our models at $r_{\text{mix}} \approx 0.055 R_\odot$, assuming that gas at $r < r_{\text{mix}}$ with a higher μ than in the bulk of the radiative envelope cannot rise up. A relatively small variation of [C/N] on the upper RGB obtained with the ‘‘Kippenhahn’’ prescription using this reduced mixing depth is shown as a dot-dashed gray line in Figure 2. In lower-metallicity or in C-enhanced low-mass stars the depth of the RGB thermohaline mixing has a different value, a smaller r_{mix} for a lower [Fe/H] and a larger r_{mix} for a C-enhanced mixture, but in all cases it remains in a range between $r_{\text{mix}} \approx 0.045 R_\odot$ and $r_{\text{mix}} \approx 0.06 R_\odot$ (Denissenkov & Pinsonneault 2008; Denissenkov et al. 2009; Denissenkov 2010). We have checked that the same algorithm for the calculation of ∇_μ is implemented in MESA at least up to the revision 15140, while the most recent MESA revisions employ a different algorithm. Note that the problem with MESA overestimating the depth of RGB extra mixing could also be revealed by comparing the observed and predicted carbon isotopic ratios (Figure 4).

Besides the technical difficulty in estimating a correct depth of the RGB thermohaline mixing, for which some observational constraints still need to be used, a bigger problem is that it needs a too large salt-finger aspect ratio of $a \gtrsim 7$ to reproduce the observational data. In the very low viscosity environment of stellar radiative zones, the rising and sinking salt fingers are subject to the shear instability at their separating boundaries that should destroy their radially elongated structure. Such ‘‘self destruction’’ of salt fingers was first predicted by Kippenhahn et al. (1980) based on a simple analytical model and then it was demonstrated in 2D and 3D numerical simulations by Denissenkov (2010) and Denissenkov & Merryfield (2011), results of which were independently confirmed by Traxler et al. (2011). In those simulations it was shown that the effective salt-finger aspect ratio is ~ 0.5 , which means that the efficiency of the RGB thermohaline mixing is ~ 200 times lower than what is required to explain the observations. Therefore, at present we do not consider thermohaline convection as a suitable model of RGB extra mixing.

2.4 Magnetic-buoyancy mixing

Harrington & Garaud (2019) invoked a radial magnetic field of $\sim 100 \text{ G}$ to show that it could stabilize the growth of salt fingers driven by the primary double-diffusive instability against their destruction by the secondary shear instability in the radiative zone of an upper RGB star. That would increase the efficiency of RGB thermohaline mixing by two orders of magnitude in agreement with the observations. However, Fraser & Garaud (2023) have found that a decrease of the magnetic Prandtl number from the value of $\text{Pm} = 1$ that was used by Harrington & Garaud (2019) to $\text{Pm} = 0.01$ or lower values that are typical for the bulk of the radiative zone reduces the salt-finger growth to amplitudes similar to those obtained in the absence of magnetic fields. It is interesting that even much stronger radial magnetic fields, with magnitudes of $\sim 100 \text{ kG}$, have recently been measured in the vicinity of the H-burning shell in 11 *Kepler* low-mass RGB stars using asteroseismology methods

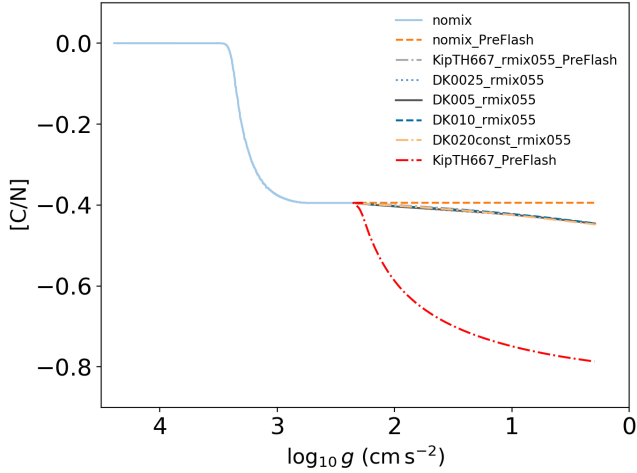


Figure 2. The evolutionary changes (the surface gravity g decreases with time) of the surface $[C/N]$ elemental abundance ratio in our $1.2M_{\odot}$ model star between the MS and the RGB tip produced by the first dredge-up (FDU) only (the solid blue curve followed by the dashed orange line) and by the RGB extra mixing modelled as thermohaline convection using the MESA “Kippenhahn” option with the efficiency parameter $\alpha_{\text{th}} = 667$ (the dot-dashed red curve), as the same thermohaline convection but with the mixing depth fixed at $r_{\text{mix}} = 0.055R_{\odot}$ (the dot-dashed gray line), and with the diffusion coefficient $D_{\text{mix}} = f(L_{\text{bump}})(L/L_{\text{bump}})^{4/3}K$ for $f(L_{\text{bump}}) = 0.0025$ (the dotted blue line), $f(L_{\text{bump}}) = 0.005$ (the solid black line), and $f(L_{\text{bump}}) = 0.010$ (the dashed blue line), and $r_{\text{mix}} = 0.055R_{\odot}$. For comparison, we also show a model with the fixed $D_{\text{mix}} = 0.02K$ and $r_{\text{mix}} = 0.055R_{\odot}$ (the dot-dashed orange line). The last five lines overlap each other in this Figure, but they can all be seen detached in Figures 4 and 6.

(Deheuvels et al. 2023). Therefore, it is possible that magnetism has an important role to play in RGB extra mixing.

One of such magnetic mixing mechanisms was proposed by Busso et al. (2007) and developed by Nucci & Busso (2014). It assumes that the radiative zones of upper RGB stars are filled with thin donut-shaped magnetized flux tubes that are rising thanks to a difference in the densities inside and outside them caused by a magnetic pressure contribution that makes them buoyant. However, the main drawback of those works was their omission to consider the relatively lengthy process of radiative heat exchange between the rising flux tubes and their surroundings that was needed to maintain the difference in the densities. As a result of that omission, the radial velocity of the flux tubes was overestimated by Busso et al. (2007) by several orders of magnitude (Denissenkov et al. 2009). Indeed, for the initial values of the radius a_0 of the smaller circle of the donut-shaped flux tube and its radial velocity v_0 presented in Table 2 of Busso et al. (2007) for the two RGB cases, and for the radiative diffusivity $K \sim 10^8 \text{cm}^2 \text{s}^{-1}$ at the RGB mixing depth estimated from Figure 5 or taken from Table 1 of Denissenkov (2010), we find that their corresponding ratios (Péclet numbers) of the thermal diffusion time $\sim a_0^2/K$ to the advection time $\sim a_0/v_0$ per unit length of the larger circle of the flux tube are equal to 2184 and 930. This means that the flux tubes with the parameters adopted by Busso et al. (2007)

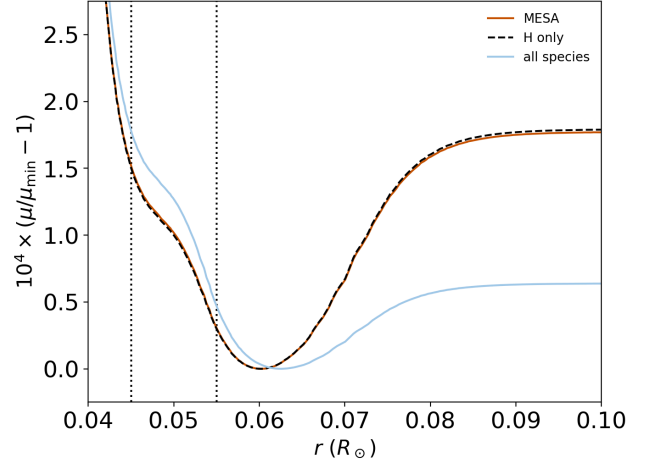


Figure 3. The stellar evolution code of MESA revision 7624 used in this work overestimates the depth of thermohaline mixing placing it at $r_{\text{mix}} \approx 0.045R_{\odot}$ (the left vertical dotted line) because it uses for this the mean molecular weight based only on the H abundance. This results in too low $[C/N]$ elemental abundance ratios predicted for the metallicity $[\text{Fe}/\text{H}] = -0.3$ (Figure 2) compared to those observed in upper RGB stars with metallicities in the range $-0.4 \leq [\text{Fe}/\text{H}] \leq -0.2$ (Shetrone et al. 2019). Therefore, we fix the RGB extra mixing depth at $r_{\text{mix}} \approx 0.055R_{\odot}$ (the right vertical dotted line) for all our models in this work.

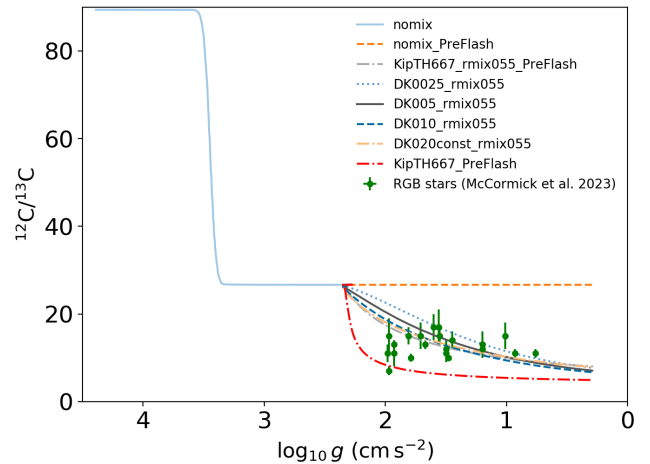


Figure 4. Same as in Figure 2, but for the surface carbon isotopic ratio. Green circles with errorbars are APOGEE data for open-cluster RGB stars with initial masses lower than $2M_{\odot}$, $\log_{10} g < 2$, and metallicities in the range $-0.36 \lesssim [\text{Fe}/\text{H}] \lesssim 0.28$ from McCormick et al. (2023).

rise too fast to be able to exchange heat with their surroundings, which contradicts the assumption made by Busso et al. (2007) that there is no difference in the temperature inside and outside the tubes. Another drawback was that neither of those works discussed how the magnetized flux tubes could be formed in the vicinity of the H-burning shell. Denissenkov et al. (2009) suggested that such flux tubes were products of the undular buoyancy instability (Fan 2001, and references therein), and that the azimuthal magnetic field

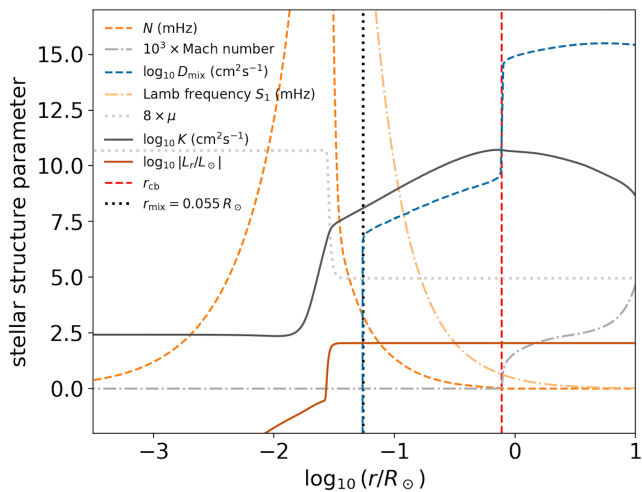


Figure 5. A snapshot of the internal structure of our $1.2M_{\odot}$ model star, immediately above the bump luminosity, that includes an outer part of its He electron-degenerate core (where the mean molecular weight μ has reached its maximum value and stopped changing) and an inner part of its convective envelope (above the vertical dashed red line representing the convective boundary). The radial profiles of the stellar structure parameters relevant to the different mechanisms of RGB extra mixing discussed in text are plotted, including the buoyancy frequency N and the radiative diffusivity K . In the radiative zone, the diffusion coefficient D_{mix} is calculated using the MESA “Kippenhahn” option with the efficiency parameter $\alpha_{\text{th}} = 667$ (the dashed blue curve at $r < r_{\text{cb}}$) but with the mixing depth fixed at $r_{\text{mix}} = 0.055R_{\odot}$, as guided by Figure 3.

of ~ 100 kG needed for its development was generated by a strong differential rotation acting on and winding up a relatively weak (~ 10 G) poloidal field. Denissenkov et al. (2009) also took into account heat exchange by radiative diffusion between rising flux tubes and their surroundings and showed that it slowed down the magnetic-buoyancy mixing by nearly 5 orders of magnitude compared to the estimates of Busso et al. (2007). At the same time, they found that a reduced mean molecular weight inside flux tubes formed in the region of its local inversion produced by the reaction ${}^3\text{He}({}^3\text{He}, 2\text{p}){}^4\text{He}$ compensated a substantial part of the negative effect of slow heat exchange. However, given that the magnetic-buoyancy model needs a rather strong differential rotation to be present in the radiative zone, similar to that discussed in Section 2.1, which is not supported by the recent asteroseismology data, we are forced to reject it as a plausible mechanism for RGB extra mixing.

2.5 Mixing by internal-gravity waves

Internal gravity waves (IGWs) or g modes of stellar oscillations are stochastically excited by turbulent fluid motion at a convective-zone boundary and some of them can propagate through an adjacent radiative zone (Press 1981). Following the work of Garcia Lopez & Spruit (1991), Denissenkov & Tout (2003) proposed that IGWs could produce partial mixing of a He- and C-rich radiative zone below the convective envelope in low-mass AGB stars. It could gently inject protons into that zone, where the reactions ${}^{12}\text{C}(\text{p}, \gamma){}^{13}\text{N}$

and ${}^{13}\text{N}(\text{e}^+\nu){}^{13}\text{C}$ would then form a sufficiently wide ${}^{13}\text{C}$ pocket necessary for the main slow (*s*) neutron-capture process to occur there under radiative conditions between He-shell thermal pulses (Straniero et al. 1995).

For a g mode with the angular frequency ω and degree l , the horizontal wave number is $k_{\text{h}} = \sqrt{l(l+1)}/r$, while the vertical wave number k_{v} can be determined from the well-known dispersion relation for IGWs

$$\frac{\omega^2}{N^2} = \cos^2 \theta = \frac{k_{\text{h}}^2}{k_{\text{h}}^2 + k_{\text{v}}^2}, \quad (8)$$

where N is again the Brunt-Väisälä (buoyancy) frequency, and θ is the angle between the vertical (radial) direction and a plane of constant phase, the latter being parallel to directions of both wave’s fluid oscillation and group velocity. IGWs can propagate only in a region where $\omega < N$ and $\omega < S_l$, where $S_l = k_{\text{h}}c_s = \sqrt{l(l+1)}c_s/r$ is the Lamb frequency for a p mode (sound wave) with the angular degree l . For our $1.2M_{\odot}$ model star the radial profiles of N and S_l are plotted in Figures 5 and 7 for the evolutionary stages immediately above the bump luminosity and at the beginning of the He-core flash, respectively. For progressive and standing IGWs with $\omega \ll N$ their transverse nature and Equation (8) lead to the following relation between their vertical and horizontal velocity components:

$$\frac{u_{\text{v}}}{u_{\text{h}}} = \frac{k_{\text{h}}}{k_{\text{v}}} \approx \frac{\omega}{N} \ll 1. \quad (9)$$

Hence, fluid in such waves oscillates in nearly horizontal directions, thus producing a horizontal velocity shear. Like in the case of differential stellar rotation that we discussed in Section 2.1, in the presence of a strong radiative heat diffusion this shear may drive small-scale turbulent mixing in the radial direction. Using Equation (3), its diffusion coefficient can be estimated as

$$D_{\text{IGW}} = \eta \frac{(k_{\text{v}}u_{\text{h}})^2}{N^2} K \approx \eta \frac{(\nabla \times \mathbf{u})^2}{N^2} K. \quad (10)$$

The second mechanism by which IGWs may produce some mixing was discussed in detail by Schatzman (1996). It considered IGW mixing as a result of a random walk of tracer particles being pushed by an ensemble of g-mode oscillations with different wavelengths, frequencies, and amplitudes. In the ideal case of adiabatic oscillations, the root-mean square displacements of the tracer particles are all equal to zero, but in the presence of heat exchange between oscillating g modes and their surroundings by radiative diffusion this is not necessarily true. An analytical prescription for the diffusion coefficient associated with this mechanism of IGW mixing was developed and implemented to interpret the Li and Be depletions in the Sun and other low-mass MS stars of different ages by Montalbán (1994) and Montalbán & Schatzman (2000), and it was also used to model the formation of the ${}^{13}\text{C}$ pocket in low-mass AGB stars by Denissenkov & Tout (2003). The weakest part of such analytical prescriptions, including the one based on Equation (10), is that their estimated final diffusion coefficients strongly depend on power (or velocity) spectra of IGWs generated at the convective-zone boundary and on their attenuation in the adjacent radiative zone through which they propagate.

Until recently, only simple semi-empirical and analytical approaches have been employed to model IGW spectra and attenuation. This work has motivated us to perform the

first 3D hydrodynamics simulations of turbulent convection and IGWs in a 4π sphere encompassing the lower part of the convective envelope and a substantial part of the radiative zone of our $1.2 M_{\odot}$ upper RGB model star. Results of these simulations with nominal heating and realistic opacities for the RGB-tip model are presented elsewhere (Blouin et al. 2023), while here we summarize only the most important of them that are relevant for the present work. First, the mean vorticity of fluid motion in radiative layers at about one pressure scale height below the convective envelope scales with the total luminosity as $|\nabla \times \mathbf{u}| \propto L^{1/4}$, rather than obeying our anticipated scaling law $|\nabla \times \mathbf{u}| \propto L^{2/3}$ (see Section 4.1). Second, when the vorticities measured in the radiative zone of the RGB-tip model from its highest-resolution 3D hydrodynamics simulation are substituted in Equation (10) with a probably upper-limit estimate of $\eta = 0.1$ the resulting values of D_{IGW} are at least 1 order of magnitude smaller and they decrease with a depth much faster than what is needed to reproduce the observational data. Third, a diffusion coefficient in the radiative zone measured directly using the tracer fluid Gaussians has even smaller values. Therefore, at present it seems unlikely that the RGB extra mixing is produced by IGWs either. One caveat of our hydrodynamics simulations is that they only include a small portion of the convective envelope, and simulations with a larger portion of the convective envelope have higher IGW velocities.

3 PREVIOUS HYPOTHESES PROPOSED TO EXPLAIN THE LITHIUM ENRICHMENT OF RC STARS

In Figure 6 we compare the evolution of the surface Li abundance in our $1.2 M_{\odot}$ model star between the bump luminosity and the RGB tip or its arrival at the RC region predicted using different prescriptions for extra mixing on the upper RGB and during the He-core flash with the Li abundances in RC stars having masses in the range $0.77 \leq M/M_{\odot} \leq 1.96$ and metallicities close to $[\text{Fe}/\text{H}] = 0$ taken from Deepak & Lambert (2021a). The dashed orange and dot-dashed gray lines in this figure show that neither the evolution with no extra mixing nor the one with thermohaline mixing on the upper RGB can reproduce the observed Li enrichment of RC stars. In this Section we briefly discuss previous hypotheses that were put forward to explain this discrepancy, while our own alternative explanation of it will be presented in the next Section.

3.1 Lithium enrichment by IGW mixing triggered by the He-core flash

Schwab (2020) put forward the hypothesis that the Li enrichment of RC stars could be a result of IGW mixing that occurred in their precursors when they experienced the He-core flash at the RGB tip. Those IGWs could be excited by the first and strongest He-shell flash at its top convective boundary. However, for the IGW mixing to be able to produce, via the Cameron-Fowler mechanism, sufficiently high Li abundances with $A(\text{Li}) \gtrsim 1.5$, as observed in many RC stars (e.g., Deepak & Lambert 2021b), during this relatively short event it has to be very fast. We have repeated the calculations of Schwab (2020) for our $1.2 M_{\odot}$ RGB-tip model

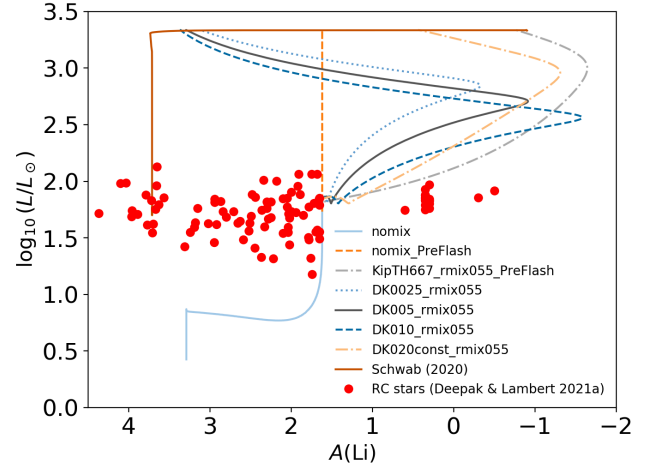


Figure 6. Similar to Figure 2, but for the surface Li abundance and with the surface gravity replaced by the luminosity that increases with time. Additionally, the solid brown line represents the results of our attempt to repeat the IGW mixing calculations of Schwab (2020). We used his diffusion coefficient $D_{\text{mix}} = 10^{14} \text{ cm}^2 \text{ s}^{-1}$ in the radiative zone of our $1.2 M_{\odot}$ model star where the H mass fraction was $X > 0.5$ and kept it constant while the luminosity of the first convective He-shell flash remained between $10^4 L_{\odot}$ and $10^9 L_{\odot}$ during the He-core flash at the RGB tip. Our predicted Li abundances are compared with those measured by Deepak & Lambert (2021a) in RC stars that have masses between $0.77 M_{\odot}$ and $1.96 M_{\odot}$ and metallicities close to $[\text{Fe}/\text{H}] = 0$.

using his assumed values of IGW mixing rate and depth, namely, with the diffusion coefficient $D_{\text{mix}} = 10^{14} \text{ cm}^2 \text{ s}^{-1}$ being kept constant in the radiative zone above the radius $r_{\text{mix}}(X = 0.5)$, where the H mass fraction has dropped to $X = 0.5$, while the luminosity of the He-burning shell is exceeding $10^4 L_{\odot}$. This extra-mixing setup and its corresponding evolution of the surface Li abundance are shown in Figure 7 and Figure 6 (the solid brown line).

In order to understand if this hypothesis is plausible we first note that its required IGW diffusion coefficient is significantly larger than the radiative diffusivity K in the entire radiative zone at $r > r_{\text{mix}}(X = 0.5)$ (compare the dashed blue and solid black curves in Figure 7). This means that the IGW mixing should proceed on a dynamical, rather than on a thermal timescale and, like convection, it should then dominate in the radial heat transport over the radiative diffusion, which would change the thermal structure of the radiative zone, making it closer to adiabatic. As a result, the evolution of the star during the He-core flash could change in a way that may have never been observed. Such drastic changes were discussed by Denissenkov (2012) for low-mass RGB stars at the bump luminosity in which Li was assumed to be produced by extra mixing with $D_{\text{mix}} \gg K$.

Second, for IGW mixing to operate on a dynamical timescale, the waves should become non-linear and break. This could only happen if the Richardson number associated with the IGW horizontal velocity shear $Ri \approx N^2/|\nabla \times \mathbf{u}|^2$ would drop below its critical value $Ri_{\text{crit}} = 0.25$ (Press 1981). We can use the results of the 3D hydrodynamics simulation of IGW mixing in our RGB-tip model, some of which

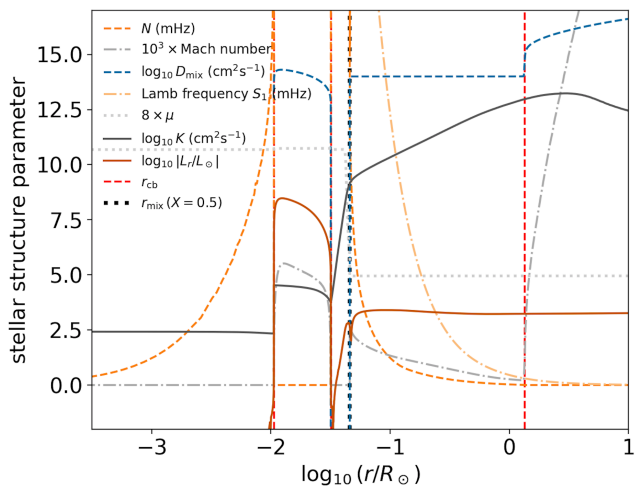


Figure 7. Similar to Figure 5, but for the RGB-tip model with the first convective He-shell zone developing and with IGW mixing in the radiative zone modelled as explained in caption to Figure 6.

are summarized at the end of Section 2.5, to demonstrate that this is highly unlikely. Indeed, from Figure 19 of Blouin et al. (2023) we read a value of $D \sim 10^8 \text{ cm}^2 \text{ s}^{-1}$ for the IGW diffusion coefficient estimated using the tracer fluid Gaussians at $r = 450 \text{ Mm}$. It is lower by a factor of 10 than a value of the diffusion coefficient provided by Equation (10) and the measured vorticities at the same radius. This difference vanishes if we reduce the value of the parameter η in Equation (10) by the same factor, which is still a reasonable choice. Now, if the scaling law $|\nabla \times \mathbf{u}| \propto L^{1/4}$ obtained for the bump luminosity model with IGWs generated by the envelope convection can be applied to IGWs generated by the He-shell convection in the RGB-tip model then from Equation (10) for the ratio $\sim 10^6$ of the maximum luminosity of the first He-shell flash to the luminosity of our star at the RGB tip we obtain an estimate of $D_{\text{IGW}} \propto L^{1/2} \sim 10^3 D \sim 10^{11} \text{ cm}^2 \text{ s}^{-1} \ll D_{\text{mix}} \sim 10^{14} \text{ cm}^2 \text{ s}^{-1}$. From the same equation we can also estimate values of the IGW Richardson number $Ri \sim \eta(K/D_{\text{IGW}})$. For $K \approx 3.2 \times 10^{12} \text{ cm}^2 \text{ s}^{-1}$ at $r = 450 \text{ Mm}$ taken from our RGB-tip model (Figure 7) and $D_{\text{IGW}} \sim 10^{14} \text{ cm}^2 \text{ s}^{-1}$, we obtain $Ri \approx 3.2$ and $Ri \approx 0.32$ for $\eta = 0.1$ and $\eta = 0.01$, respectively. The second Richardson number is actually close to the critical value of $Ri_{\text{crit}} = 0.25$, but it was obtained for the He-shell luminosity at its maximum value of $\sim 10^9 L_{\odot}$, while the IGW mixing model proposed by Schwab (2020) assumed that the value of $D_{\text{mix}} \sim 10^{14} \text{ cm}^2 \text{ s}^{-1}$ was maintained all the time while the He-shell luminosity exceeded the much lower value of $10^4 L_{\odot}$, so the IGW mixing with this high diffusion coefficient had to start operating with $Ri \approx 95 \gg Ri_{\text{crit}}$. We find this highly unlikely, therefore we doubt that such fast IGW mixing is actually activated during the He-core flash.

3.2 Lithium enrichment by rotation-induced mixing in binaries tidally locked on the RGB

Denissenkov et al. (2006) proposed that tidal interaction of an RGB star with its close binary companion leading to a

spin-up of that star via synchronization of its rotational and orbital periods could enhance rotationally-induced mixing in its radiative zone and, as a result, enrich its convective envelope in Li via the Cameron-Fowler mechanism. Casey et al. (2019) elaborated on that idea to argue that the Li-rich RC stars had been tidally spun-up on the RGB, then their internal rotation was further accelerated during their contraction between the RGB tip and the RC phase with the total angular momentum conserved, and Li was produced by enhanced rotational mixing. Their conclusion is based on the facts that most of the Li-rich giants are RC stars and that the Li enrichment caused by enhanced extra mixing on the RGB cannot last longer than a few million years (Denissenkov & Herwig 2004). However, they seem to still admit the possibility that in the upper RGB stars not spun-up by tidal synchronization the mechanism for extra mixing is thermohaline convection. Besides, their hypothesis does not explain why most, if not all, of the RC stars have higher Li abundances than the ones predicted by the stellar evolution theory with RGB extra mixing.

4 OUR HYPOTHESIS FOR THE RGB EXTRA MIXING AND LI ENRICHMENT OF RC STARS

If Casey et al. (2019) were right we would have to invoke at least three different angular-momentum and chemical-element transport mechanisms in low-mass stars, namely, something like the AMRI (Section 2.2), thermohaline and rotationally-induced mixing, to explain, respectively, their post-MS moderate core-envelope differential rotation, RGB extra mixing and its enhanced Li-producing mode. Here, applying the principle of Occam's razor, we assume that the same physical mechanism is responsible for both the coupled evolutionary changes of the core and envelope rotation in low-mass subgiant and early-RGB stars, as measured by asteroseismology, and the evolutionary declines of the $^{12}\text{C}/^{13}\text{C}$ and C/N ratios in upper RGB stars, as revealed by stellar spectroscopy. Furthermore, we speculate that the same RGB extra mixing mechanism that begins to manifest itself at the bump luminosity and initially leads to a further depletion of the surface Li abundance in upper RGB stars gets enhanced and begins to produce Li in all these stars when they approach the RGB tip.

Initially, we focused only on the upper RGB extra mixing and considered the following two candidates for its mechanism: mixing by small-scale turbulence driven by horizontal velocity shear produced by internal gravity waves (IGWs), as described in Section 2.5, and the joint operation of rotation-driven meridional circulation and turbulent diffusion, as described by DT00. We have excluded thermohaline convection from our consideration from the onset because it results in a strong depletion of the surface Li abundance in upper RGB stars (the dot-dashed gray curve in Figure 6), even when its diffusion coefficient is artificially magnified by a large factor of ~ 200 not supported by hydrodynamics simulations (Denissenkov 2010; Traxler et al. 2011; Denissenkov & Merryfield 2011), and because it is not clear how it can be enhanced and produce Li near the RGB tip to support the main idea of this work. Diffusion coefficients corresponding to these mechanisms can all be represented as $D_{\text{mix}} = fK$,

where $f = f(L_{\text{bce}})$ for mixing by IGWs generated by the envelope convection, $f = f(\Omega_{\text{bce}}, (\partial\Omega/\partial r)_{\text{rad}})$ for rotation-driven mixing, and $f = f(X_{\text{bce}}(^3\text{He}), (\partial X(^3\text{He})/\partial r)_{\text{rad}})$ for thermohaline convection, where the parameters $(\dots)_{\text{bce}}$ and $(\dots)_{\text{rad}}$ refer to the base of the convective envelope and to the radiative zone, and $L_{\text{bce}} = L$.

Here, we use the same MESA model of a low-mass star with the initial mass $1.2M_{\odot}$ and metallicity $[\text{Fe}/\text{H}] = -0.3$ that was introduced in Section 2.3 as a representative for the Li-rich RC stars and whose evolution from the zero-age MS through to the thermally-pulsing AGB phase was shown in Figure 1. Like for the case of thermohaline convection, the mixing depth is fixed at the radius $r_{\text{mix}} = 0.055R_{\odot}$ in our parametric models of RGB extra mixing. The initial value of the factor f at the bump luminosity $f(L_{\text{bump}})$ is treated as a free parameter. Our goal is to find reasonable physically-motivated scalings of f with the luminosity, e.g. a power-law form of $f(L) = f(L_{\text{bump}})(L/L_{\text{bump}})^p$ with $p > 1$, for IGW, rotationally-induced, and AMRI (Section 2.2) mixing mechanisms and demonstrate that with these scalings they can produce the surface Li abundances in our models, by the time they will reach the RGB tip, comparable to those measured in RC stars. We artificially limit the value of $f \leq 1$, so that extra mixing does not change thermal stratification of the radiative zone.

Obviously, thermohaline mixing does not satisfy the requirement of our hypothesis that its corresponding factor f should increase with the luminosity on the upper RGB, so that Li is produced by the Cameron-Fowler mechanism when the factor f , and therefore the RGB extra mixing diffusion coefficient $D_{\text{mix}} = fK$, increases in the star approaching the RGB tip. Instead, $f = f(X_{\text{bce}}(^3\text{He}), (\partial X(^3\text{He})/\partial r)_{\text{rad}})$ decreases when a low-mass star climbs the upper RGB following a decline of both $X_{\text{bce}}(^3\text{He})$ and $(\partial X(^3\text{He})/\partial r)_{\text{rad}}$ caused by the ^3He burning in the vicinity of the H-burning shell and RGB extra mixing. In Figure 6, its predicted Li-production curve is compared with the one for the model with $D_{\text{mix}} = 0.02K$ and the same value of $r_{\text{mix}} = 0.055R_{\odot}$. Both of the models actually begin to produce some Li towards the RGB tip simply because the radiative diffusivity K is proportional to L , but the latter model (DK02const_rmix055) makes more Li because it has a constant value of $f = 0.02$, whereas f decreases with L in the former model.

4.1 IGW mixing on the upper RGB enhanced by the increasing luminosity

At the beginning of this work, before we had done the corresponding hydrodynamics simulations, we thought that IGWs could provide a mechanism for both the RGB extra mixing and Li enrichment by its enhanced efficiency at the RGB tip. Our line of reasoning was based on the following data. Under certain assumptions, it can be anticipated that the horizontal and vertical components of IGW velocity, and therefore its vorticity in Equation (10), are all proportional to $L^{2/3}$ (e.g., Section 5.2 in Herwig et al. 2023). Hence, the diffusion coefficient for IGW mixing driven by the IGW horizontal velocity shear was expected to increase with the luminosity as $D_{\text{IGW}} = f(L)K$, where $f(L) \propto L^{4/3}$. Schwab (2020) needed a diffusion coefficient $D_{\text{mix}} \sim 10^{14} \text{ cm}^2\text{s}^{-1}$ for IGW mixing triggered by the first He-shell flash at the RGB tip and then maintained at

this high value for luminosities between $L_{\text{He}} \sim 10^4 L_{\odot}$ and $L_{\text{He}} \sim 10^9 L_{\odot}$ to be able to produce Li in amounts comparable to those observed in RC stars. If we take a middle value of the He-shell luminosity $L_{\text{He, mid}} \sim 10^6 L_{\odot}$ and use the power law $D_{\text{IGW}} \propto L^{4/3}K$ then we obtain estimates of $D_{\text{IGW}}(L_{\text{tip}}) \sim 10^{14} (L_{\text{tip}}/L_{\text{He, mid}})^{4/3} \approx 2.5 \times 10^{10} \text{ cm}^2\text{s}^{-1}$ and $D_{\text{IGW}}(L_{\text{bump}}) \sim 10^{14} (L_{\text{bump}}/L_{\text{He, mid}})^{4/3} \approx 2.5 \times 10^8 \text{ cm}^2\text{s}^{-1}$ at the RGB tip and bump luminosities, $\log_{10}(L_{\text{tip}}/L_{\odot}) = 3.3$ and $\log_{10}(L_{\text{bump}}/L_{\odot}) = 1.8$, respectively. These IGW diffusion coefficients would be sufficiently large to explain the RGB extra mixing (Denissenkov & Vandenberg 2003). Moreover, extra mixing on the upper RGB with the diffusion coefficient $D_{\text{mix}} = D_{\text{IGW}} = f(L)K$ could reproduce the evolutionary declines of $[\text{C}/\text{N}]$ and $^{12}\text{C}/^{13}\text{C}$ as well as the Li enrichment of RC stars for the fixed mixing depth $r_{\text{mix}} = 0.055R_{\odot}$ and $f(L) = f(L_{\text{bump}})(L/L_{\text{bump}})^{4/3}$ with $f(L_{\text{bump}}) = 0.0025$, $f(L_{\text{bump}}) = 0.005$, and $f(L_{\text{bump}}) = 0.010$ (the dotted blue, solid black, and dashed blue curves in Figures 2, 4, and 6). Note that on the Li abundance plot these three models arrive at values of $A(\text{Li}) \gtrsim 0.5$ only when $\log_{10}(L/L_{\odot}) \gtrsim 2.75$ where there are almost no measurements of the Li abundance in field low-mass stars (e.g., Figure 7 in Deepak & Lambert 2021b) to verify or reject our hypothesis.

However, our recent 3D hydrodynamics simulations of convection and IGWs in the $1.2M_{\odot}$ upper RGB star (Blouin et al. 2023) have shown that even in its highest-luminosity RGB-tip model the efficiency of IGW mixing is much lower than the observationally constrained rates of the RGB extra mixing and that the vorticity of IGW motion in the radiative zone is proportional to $L^{1/4}$ (again, if this scaling law obtained for the bump luminosity model can be applied to the RGB-tip model), rather than to $L^{2/3}$ as we anticipated. Therefore, IGW mixing is probably the wrong mechanism for our Li-enrichment hypothesis to work.

4.2 Rotationally-induced mixing on the upper RGB enhanced by the increasing mass loss

When a rotating star does not lose any mass, and therefore angular momentum, the competition between angular momentum transport by the rotationally-induced meridional circulation and turbulent diffusion in its radiative zone, as described by Equation (2), may reach a state of equilibrium (e.g. Denissenkov et al. 1999; Denissenkov & Tout 2000). Zahn (1992) suggested that such equilibrium could be broken by a magnetized stellar wind and its associated strong angular momentum loss by the star, in which case the angular velocity profile $\Omega(r)$ for the shellular rotation in the radiative zone would become steeper and that would enhance the efficiency of rotational mixing. For the case of moderate wind, Zahn (1992) obtained the following estimate of an effective diffusivity for rotational mixing in the asymptotic regime:

$$D_{\text{eff}} = \frac{C_{\text{h}} r |U|}{50 \alpha} = \frac{C_{\text{h}} \Omega_{\text{s}} k^2 R^2 \rho_{\text{m}}}{20 \Omega(r) \alpha t_{\text{J}} \rho}, \quad (11)$$

where $C_{\text{h}} \lesssim 1$ is a free parameter, $\alpha = d \ln(r^2 \Omega) / d \ln r$, $\Omega_{\text{s}} = \Omega(R)$ the surface angular velocity, $t_{\text{J}} = k^2 MR^2 \Omega_{\text{s}} / (-dJ/dt)$ the timescale of the angular-momentum loss with $k^2 = (2/3) \int r^2 dM_r / (MR^2)$ representing a dimensionless moment

of inertia of the star, and $\rho_m = 3M_r/(4\pi r^3)$ the mean density of a sphere of the radius r . Charbonnel (1995) used Equation (11) in a model of RGB extra mixing that was able to successfully reproduce the observed $^{12}\text{C}/^{13}\text{C}$ ratios in globular-cluster and field population-II upper RGB stars simultaneously with an initial strong depletion of their surface Li abundances.

Our hypothesis assumes that Li enrichment of RC stars occurs in their progenitors when they approach the RGB tip where large amounts of Li are produced via the Cameron-Fowler mechanism by enhanced RGB extra mixing. For IGW mixing such enhancement could be a direct consequence of the increasing luminosity but, according to the results of 3D hydrodynamics simulations of Blouin et al. (2023), this does not seem to be the case (Section 4.1). Alternatively, if it could still be possible to associate RGB extra mixing with rotationally-induced meridional circulation and turbulent diffusion, as we discussed in Section 2.1, then Equation (11) would provide a mechanism for the RGB extra mixing to get enhanced near the RGB tip. Indeed, this equation can be written in the following form:

$$D_{\text{eff}} = \frac{C_h}{20\alpha} \frac{\Omega_s}{\Omega(r)} \frac{R^2}{M} \frac{\rho_m}{\rho} \left(-\frac{dM}{dt} \right), \quad (12)$$

where $dM = dJ/(R^2\Omega_s)$ is a mass lost with the angular momentum dJ . There is a number of different prescriptions for the mass-loss rate dM/dt by low-mass stars on the RGB. Six of them are listed in Table 1 of Catelan (2009) and presented in his Figure 4 in the form of an integrated mass loss along the RGB as a function of metallicity [Fe/H] for a fixed age of 12 Gyr (also, see Appendix in Catelan 2000). The widely-used Reimers formula $dM/dt = -4 \times 10^{-13} \eta_R (L/gR) M_\odot \text{yr}^{-1}$ (Reimers 1975), where the surface luminosity L , radius R , and gravity g are all expressed in solar units, and η_R is a free parameter (we use the value of $\eta_R = 0.36$), gives the minimum RGB-integrated mass loss. For this prescription, our stellar evolution calculations predict the scaling relation $dM/dt \propto L^{5/3} \propto L^{1/3} K$, since $K \propto L$, and therefore $D_{\text{eff}} \propto L^{1/3} K$. However, if we take the modified Reimers mass-loss rate from Table 1 of Catelan (2009), $dM/dt \propto (L/gR)^{1.4}$, that gives the second-largest RGB-integrated mass loss, then from the result obtained for the standard Reimers rate we immediately find that it increases with the luminosity as $dM/dt \propto L^{7/3} \propto L^{4/3} K$, and $D_{\text{eff}} \propto L^{4/3} K$. This is similar to our anticipated scaling relation for the IGW diffusion coefficient that we discussed in the previous section, therefore the results of our stellar evolution computations with the RGB extra mixing diffusion coefficient $D_{\text{mix}} = f(L_{\text{bump}})(L/L_{\text{bump}})^{4/3} K$ that are presented there, in particular the dotted blue, solid black, and dashed blue Li-production curves in Figure 6, can directly be applied here.

Note that in the case of a magnetized stellar wind dJ can significantly exceed $(R^2\Omega_s)dM$ because its magnetic coupling with the stellar envelope can extend to distances $r \gg R$, then even the standard Reimers mass-loss rate may be accompanied by a sufficiently strong loss of angular momentum to make Zahn's rotationally-induced mixing in the asymptotic regime of moderate stellar wind fast enough to produce large amounts of Li at the RGB tip.

4.3 AMRI as a possible mechanism for the RGB extra mixing and Li enrichment of RC stars

In Section 2.2, we suggested that the azimuthal magneto-rotational instability (AMRI) could actually be the right physical mechanism not only for the angular-momentum transport in low-mass stars but also for mixing in their radiative zones on the upper RGB. The dependence of its diffusion coefficient (6) on the ratio of the mean angular velocities of the radiative core Ω_{core} and convective envelope Ω_{env} indicates that the AMRI mixing could be significantly enhanced towards the RGB tip. Indeed, between the bump luminosity and the RGB tip the radius of our $1.2M_\odot$ model star increases by an order of magnitude on a timescale of 45 Myr. If the characteristic timescale of core-envelope rotational coupling (e.g., Denissenkov et al. 2010) is longer than this then rotation of the expanding convective envelope would slow down by a factor of 100, because of the conservation of its angular momentum, and the AMRI diffusion coefficient might increase by a factor of 10^4 . That would be sufficient for the AMRI mixing to produce large amounts of Li at the RGB tip, provided that it could start to manifest itself as the RGB extra mixing at the bump luminosity. Obviously, the efficiency of the AMRI mixing on the upper RGB should depend not only on the $\Omega_{\text{core}}/\Omega_{\text{env}}$ ratio, but also on the initial rotational velocity of the star as well as on its mass and metallicity.

5 DISCUSSION

We have discussed the five different mechanisms of extra mixing in the radiative zones of low-mass stars on the upper RGB, above the bump luminosity, namely, the rotationally-induced meridional circulation with turbulent diffusion and their enhanced mixing mode in the asymptotic regime of moderate stellar wind, the azimuthal magneto-rotational instability (AMRI), thermohaline convection, buoyancy of magnetic flux tubes, and mixing by internal gravity waves. We have come to the conclusion that among these five options only AMRI can potentially explain not only the angular momentum transport between the rapidly-rotating radiative cores and the slower-rotating convective envelopes in these stars during their evolution from the MS through to the HB, as revealed by asteroseismology (e.g., Dumont 2023; Spada et al. 2016; Moyano et al. 2023), but also the RGB extra mixing and potentially its enhancement near the RGB tip that may be responsible for the Li-enrichment of RC stars.

It is interesting that approximately at the same time, in the autumn of 2021, when we had started to develop our idea of Li production by the Cameron-Fowler mechanism with IGW mixing in low-mass stars on the upper RGB, assuming that its efficiency should increase with the luminosity as $D_{\text{mix}} = f(L_{\text{bump}})(L/L_{\text{bump}})^{4/3} K$, Li et al. (2023) had submitted a paper where they put forward a similar hypothesis. However, instead of mixing by IGWs driven by their produced horizontal velocity shear that has led us to the above scaling relation, they used the model of IGW mixing based on the consideration of a random walk of tracer particles pushed by an ensemble of IGWs and assisted by radiative heat diffusion that had been proposed and developed by Montalbán (1994) and Montalbán & Schatzman

(2000). Like in our case, it is not a surprise that for their IGW mixing they have found a diffusion coefficient increasing with the luminosity along the upper RGB, since the radiative diffusivity and kinetic energy of IGWs are both increasing with L . Because, following Kumar et al. (2020), they adopted a very low efficiency of thermohaline convection with $\alpha_{\text{th}} = 100$, which corresponds to the finger aspect ratio $a \approx 1$ supported by the hydrodynamics simulations of Denissenkov (2010), Traxler et al. (2011), and Denissenkov & Merryfield (2011), they had to adjust parameters for their model of IGW mixing that would make it as efficient as the RGB extra mixing. Therefore, in this respect their model is also similar to our parametric model of IGW mixing for which we have used the observationally constrained values of the parameter $f(L_{\text{bump}})$. However, we have decided to postpone the completion of our work until the results of our 3D hydrodynamics simulations of convection and IGWs in our $1.2M_{\odot}$ upper RGB model star were obtained and published (Blouin et al. 2023). These results have shown that even in the highest-luminosity RGB-tip model the rate of IGW mixing is much slower than what is required to identify it with the RGB extra mixing, therefore we have rejected IGWs as the main mechanism of extra mixing in upper RGB stars and Li-enrichment of RC stars.

Our $1.2M_{\odot}$ model star spends only 14% of its upper RGB lifetime (6 Myr out of 44 Myr) between the luminosities $\log_{10}(L/L_{\odot}) \approx 2.75$ and $\log_{10}(L/L_{\odot}) = 3.3$, where $A(\text{Li})$ in its atmosphere becomes positive and continues to grow in our parametric model of RGB extra mixing (Figure 6). Values of $A(\text{Li})$ exceed 1.5, i.e. the star becomes a Li-rich red giant, only at $\log_{10}(L/L_{\odot}) \gtrsim 2.9$ during the last 9% of its upper RGB lifetime (4 Myr out of 44 Myr). These lifetimes are reduced to 6% and 4%, respectively, if we compare them with the RGB evolutionary time between the end of the FDU and the RGB tip (100 Myr). The time our star has $A(\text{Li}) > 1.5$ on the upper RGB is only 7% of its HB lifetime (56 Myr), which is not very different from 17% of Li-rich objects among the “highly-evolved AGB or RGB stars” in the sample of high-resolution spectroscopic Li-rich red-giant targets studied by Yan et al. (2021). Note that it is difficult to distinguish AGB and RGB stars by asteroseismology methods because they have a similar structure. This similarity also means that if the IGW mixing were as efficient in upper RGB stars as the RGB extra mixing it would prevent the formation of the ^{13}C pockets for the main s process (Straniero et al. 1995) in their AGB descendants that needs much slower mixing to gently inject protons into the ^4He - and ^{12}C -rich layers (Denissenkov & Tout 2003). The 3D hydrodynamics simulations of IGW mixing in upper RGB stars have not ruled out a possibility of such slow IGW mixing in AGB stars (Blouin et al. 2023).

Unfortunately, there is not yet a model or magneto-hydrodynamics simulations of AMRI applicable to the magnetic and thermodynamic conditions in the radiative zones of low-mass RGB stars. The simulations of AMRI by Rüdiger et al. (2015) assumed a uniform density distribution, therefore they neglected the stabilizing effect of the buoyancy produced by the stable thermal stratification in the radiative zone of an upper RGB star. To compensate for this deficiency of the simulations, we have assumed that the AMRI diffusion coefficient is proportional to the radiative diffusivity K that reduces the stabilizing buoyancy force via

the exchange of heat between rising fluid and its surroundings. By the same reason, we have also assumed that the AMRI mixing, like the other RGB extra mixing mechanisms, may become active only in the chemically-uniform radiative zone above the bump luminosity.

It is not clear yet how the empirically constrained equation $D_{\text{mix}} \propto (\Omega_{\text{core}}/\Omega_{\text{env}})^2$ for the AMRI diffusion coefficient is transformed into the scaling relation $D_{\text{mix}} \propto (L/L_{\text{bump}})^p$ used in our parametric model of RGB extra mixing. The value of p for the AMRI mechanism probably depends on the ratio of the core-envelope rotational coupling time to the evolutionary time on the RGB. Given that $R \propto L$ on the upper RGB, it may become as large as $p \approx 4$, when the RGB evolution significantly speeds up near the RGB tip, and the AMRI angular-momentum transport may be not fast enough to decrease the resulting differential rotation between the rapidly-rotating core and the convective envelope whose rotation is slowed down by its expansion and conservation of angular momentum. On the other hand, the much slower evolution of the star at the beginning of its ascent of the upper RGB may give the AMRI enough time to reduce the ratio $(\Omega_{\text{core}}/\Omega_{\text{env}})$, which could result in $p < 4$. Therefore, in this work we have used the parametric model only with the value of $p = 4/3$, that we expected to be appropriate for the models of IGW and rotational mixing with the modified Reimers mass-loss rate, just as a proof of concept.

When we look for observational data that could be used to substantiate or disapprove our hypothesis of Li-enrichment of RC stars based on the AMRI mechanism of RGB extra mixing, we find the correlations of enhanced Li abundances in field and open-cluster red giants with their rotation (e.g., Drake et al. 2002; Ming-hao et al. 2021; Tsantaki et al. 2023) to be a supporting evidence. On the other hand, the scarcity of Li-rich HB stars in both globular clusters and open clusters with low MS turn-off masses (Kirby et al. 2016; Sanna et al. 2020; Tsantaki et al. 2023) can be considered as an argument against our hypothesis. However, the last observational fact could be even more difficult to explain if the Li-enrichment of RC stars were associated with the He-core flash in their RGB progenitors because this is a universal physical process occurring in all low-mass stars, whereas the AMRI mixing mechanism may depend on different rotational, mass-loss, and magnetic-field evolution histories of low-mass stars which may be responsible for the observed diversity of Li-abundance distributions in HB stars in the field and in stellar clusters.

DATA AVAILABILITY

The data underlying this article will be shared on reasonable request to the corresponding author.

ACKNOWLEDGEMENTS

SB is a Banting Postdoctoral Fellow and a CITA National Fellow, supported by the Natural Sciences and Engineering Research Council of Canada (NSERC). FH acknowledges funding through an NSERC Discovery Grant. PRW acknowledges funding through NSF grants 1814181 and 2032010. FH and PRW have been supported through

NSF award PHY-1430152 (JINA Center for the Evolution of the Elements). The computations and data analysis were carried on the Astrohub online virtual research environment (<https://astrohub.uvic.ca>) developed and operated by the Computational Stellar Astrophysics group (<https://csa.phys.uvic.ca>) at the University of Victoria and hosted on the Compute Canada Arbutus Cloud at the University of Victoria.

REFERENCES

- Beck P. G., et al., 2012, *Nature*, **481**, 55
- Bedding T. R., et al., 2011, *Nature*, **471**, 608
- Blouin S., Mao H., Herwig F., Denissenkov P., Woodward P. R., Thompson W. R., 2023, *MNRAS*, **522**, 1706
- Borucki W. J., et al., 2010, *Science*, **327**, 977
- Brun A. S., Palacios A., 2009, *ApJ*, **702**, 1078
- Busso M., Wasserburg G. J., Nollett K. M., Calandra A., 2007, *ApJ*, **671**, 802
- Cameron A. G. W., Fowler W. A., 1971, *ApJ*, **164**, 111
- Carbon D. F., Langer G. E., Butler D., Kraft R. P., Suntzeff N. B., Kemper E., Trefzger C. F., Romanishin W., 1982, *ApJS*, **49**, 207
- Carlos M., et al., 2019, *MNRAS*, **485**, 4052
- Casey A. R., et al., 2019, *ApJ*, **880**, 125
- Catelan M., 2000, *ApJ*, **531**, 826
- Catelan M., 2009, *Ap&SS*, **320**, 261
- Chaboyer B., Zahn J. P., 1992, *A&A*, **253**, 173
- Chanamé J., Pinsonneault M. H., Aguilera-Gómez C., Zinn J. C., 2022, *ApJ*, **933**, 58
- Charbonnel C., 1995, *ApJ*, **453**, L41
- Charbonnel C., Balachandran S. C., 2000, *A&A*, **359**, 563
- Charbonnel C., Lagarde N., 2010, *A&A*, **522**, A10
- Charbonnel C., Zahn J. P., 2007, *A&A*, **467**, L15
- Cui X.-Q., et al., 2012, *Research in Astronomy and Astrophysics*, **12**, 1197
- De Silva G. M., et al., 2015, *MNRAS*, **449**, 2604
- Dearborn D. S. P., Lattanzio J. C., Eggleton P. P., 2006, *ApJ*, **639**, 405
- Deepak Lambert D. L., 2021a, *MNRAS*, **505**, 642
- Deepak Lambert D. L., 2021b, *MNRAS*, **507**, 205
- Deheuvels S., et al., 2014, *A&A*, **564**, A27
- Deheuvels S., Li G., Ballot J., Lignières F., 2023, *A&A*, **670**, L16
- Denissenkov P. A., 2010, *ApJ*, **723**, 563
- Denissenkov P. A., 2012, *ApJ*, **753**, L3
- Denissenkov P. A., Herwig F., 2004, *ApJ*, **612**, 1081
- Denissenkov P. A., Merryfield W. J., 2011, *ApJ*, **727**, L8
- Denissenkov P. A., Pinsonneault M., 2008, *ApJ*, **679**, 1541
- Denissenkov P. A., Tout C. A., 2000, *MNRAS*, **316**, 395 (DT00)
- Denissenkov P. A., Tout C. A., 2003, *MNRAS*, **340**, 722
- Denissenkov P. A., VandenBerg D. A., 2003, *ApJ*, **593**, 509
- Denissenkov P. A., Weiss A., 2000, *A&A*, **358**, L49
- Denissenkov P. A., Ivanova N. S., Weiss A., 1999, *A&A*, **341**, 181
- Denissenkov P. A., Chaboyer B., Li K., 2006, *ApJ*, **641**, 1087
- Denissenkov P. A., Pinsonneault M., MacGregor K. B., 2009, *ApJ*, **696**, 1823
- Denissenkov P. A., Pinsonneault M., Terndrup D. M., Newsham G., 2010, *ApJ*, **716**, 1269
- Denissenkov P. A., VandenBerg D. A., Kopacki G., Ferguson J. W., 2017, *ApJ*, **849**, 159
- Drake N. A., de la Reza R., da Silva L., Lambert D. L., 2002, *AJ*, **123**, 2703
- Dumont T., 2023, *arXiv e-prints*, p. [arXiv:2307.10995](https://arxiv.org/abs/2307.10995)
- Dumont T., Palacios A., Charbonnel C., Richard O., Amard L., Augustson K., Mathis S., 2021, *A&A*, **646**, A48
- Eggleton P. P., Dearborn D. S. P., Lattanzio J. C., 2006, *Science*, **314**, 1580
- Fan Y., 2001, *ApJ*, **546**, 509
- Fraser A. E., Garaud P., 2023, *arXiv e-prints*, p. [arXiv:2302.11610](https://arxiv.org/abs/2302.11610)
- Garaud P., Gagnier D., Verhoeven J., 2017, *ApJ*, **837**, 133
- Garcia Lopez R. J., Spruit H. C., 1991, *ApJ*, **377**, 268
- Gilroy K. K., Brown J. A., 1991, *ApJ*, **371**, 578
- Gratton R. G., Sneden C., Carretta E., Bragaglia A., 2000, *A&A*, **354**, 169
- Harrington P. Z., Garaud P., 2019, *ApJ*, **870**, L5
- Herwig F., et al., 2023, *MNRAS*,
- Iben Icko J., 1967, *ApJ*, **147**, 624
- Kippenhahn R., Ruschenplatt G., Thomas H. C., 1980, *A&A*, **91**, 175
- Kirby E. N., Guhathakurta P., Zhang A. J., Hong J., Guo M., Guo R., Cohen J. G., Cunha K., 2016, *ApJ*, **819**, 135
- Kumar Y. B., Reddy B. E., Campbell S. W., Maben S., Zhao G., Ting Y.-S., 2020, *Nature Astronomy*, **4**, 1059
- Li X.-F., Shi J.-R., Li Y., Yan H.-L., Zhang J.-H., 2023, *ApJ*, **943**, 115
- Maeder A., Meynet G., 1996, *A&A*, **313**, 140
- Maeder A., Zahn J.-P., 1998, *A&A*, **334**, 1000
- Mallick A., Singh R., Reddy B. E., 2023, *ApJ*, **944**, L5
- Martell S. L., et al., 2021, *MNRAS*, **505**, 5340
- McCormick C., et al., 2023, *MNRAS*, **524**, 4418
- Ming-hao D., Shao-lan B., Jian-rong S., Hong-liang Y., 2021, *Chinese Astron. Astrophys.*, **45**, 45
- Montalbán J., 1994, *A&A*, **281**, 421
- Montalbán J., Schatzman E., 2000, *A&A*, **354**, 943
- Mosser B., et al., 2012, *A&A*, **548**, A10
- Mosser B., et al., 2014, *A&A*, **572**, L5
- Moyano F. D., Eggenberger P., Mosser B., Spada F., 2023, *arXiv e-prints*, p. [arXiv:2302.07811](https://arxiv.org/abs/2302.07811)
- Nucci M. C., Busso M., 2014, *ApJ*, **787**, 141
- Palacios A., Charbonnel C., Talon S., Siess L., 2006, *A&A*, **453**, 261
- Paxton B., Bildsten L., Dotter A., Herwig F., Lesaffre P., Timmes F., 2011, *ApJS*, **192**, 3
- Paxton B., et al., 2013, *ApJS*, **208**, 4
- Prat V., Lignières F., 2013, *A&A*, **551**, L3
- Prat V., Lignières F., 2014, *A&A*, **566**, A110
- Prat V., Guilet J., Viallet M., Müller E., 2016, *A&A*, **592**, A59
- Press W. H., 1981, *ApJ*, **245**, 286
- Reimers D., 1975, *Memoires of the Societe Royale des Sciences de Liege*, **8**, 369
- Richard O., Michaud G., Richer J., 2005, *ApJ*, **619**, 538
- Rüdiger G., Gellert M., Schultz M., Hollerbach R., Stefani F., 2014, *MNRAS*, **438**, 271
- Rüdiger G., Gellert M., Spada F., Tereshin I., 2015, *A&A*, **573**, A80
- Sanna N., et al., 2020, *A&A*, **639**, L2
- Schatzman E., 1996, *Journal of Fluid Mechanics*, **322**, 355
- Schwab J., 2020, *ApJ*, **901**, L18
- Shetrone M., et al., 2019, *ApJ*, **872**, 137
- Siess L., Livio M., 1999, *MNRAS*, **308**, 1133
- Sills A., Pinsonneault M. H., 2000, *ApJ*, **540**, 489
- Smith G. H., Martell S. L., 2003, *PASP*, **115**, 1211
- Smith G. H., Tout C. A., 1992, *MNRAS*, **256**, 449
- Spada F., Gellert M., Arlt R., Deheuvels S., 2016, *A&A*, **589**, A23
- Straniero O., Gallino R., Busso M., Chieffi A., Raiteri C. M., Limongi M., Salaris M., 1995, *ApJ*, **440**, L85
- Sweigart A. V., Mengel J. G., 1979, *ApJ*, **229**, 624
- Traxler A., Garaud P., Stellmach S., 2011, *ApJ*, **728**, L29
- Tsantaki M., Delgado-Mena E., Bossini D., Sousa S. G., Pancino E., Martins J. H. C., 2023, *A&A*, **674**, A157
- Ulrich R. K., 1972, *ApJ*, **172**, 165
- Yan H.-l., Shi J.-r., 2022, *Chinese Astron. Astrophys.*, **46**, 1
- Yan H.-L., et al., 2021, *Nature Astronomy*, **5**, 86

Zahn J. P., 1992, *A&A*, [265](#), 115

This paper has been typeset from a $\text{\TeX}/\text{\LaTeX}$ file prepared by the author.