

Constraining Millimeter Dust Emission in Nearby Galaxies with NIKA2: the case of NGC2146 and NGC2976

G. Ejlali^{1,*}, R. Adam², P. Ade³, H. Ajeddig⁴, P. André⁴, E. Artis^{5,6}, H. Aussel⁴, M. Baes²⁵, A. Beelen⁷, A. Benoît⁸, S. Berta⁹, L. Bing⁷, O. Bourrion⁵, M. Calvo⁸, A. Catalano⁵, M. De Petris¹⁰, F.-X. Désert¹¹, S. Doyle³, E. F. C. Driessen⁹, F. Galliano⁴, A. Gomez¹², J. Goupy⁸, A. P. Jones²⁶, C. Hanser⁵, A. Hughes²⁷, S. Katsioli^{13,14}, F. Kéruzoré¹⁵, C. Kramer⁹, B. Ladjelate¹⁶, G. Lagache⁷, S. Leclercq⁹, J.-F. Lestrade¹⁷, J. F. Macías-Pérez⁵, S. C. Madden⁴, A. Maury⁴, P. Maukopf^{3,18}, F. Mayet⁵, A. Monfardini⁸, A. Moyer-Anin⁵, M. Muñoz-Echeverría⁵, A. Nersesian²⁵, L. Pantoni⁴, D. Paradis²⁷, L. Perotto⁵, G. Pisano¹⁰, N. Ponthieu¹¹, V. Revéret⁴, A. J. Rigby¹⁹, A. Ritacco^{21,20}, C. Romero²², H. Roussel²³, F. Ruppin²⁴, K. Schuster⁹, A. Sievers¹⁶, M. W. S. L. Smith³, F. S. Tabatabaei¹, J. Tedros¹⁶, C. Tucker³, E. M. Xilouris¹³, and R. Zylka⁹

¹Institute for Research in Fundamental Sciences (IPM), School of Astronomy, Tehran, Iran

²Université Côte d'Azur, Observatoire de la Côte d'Azur, CNRS, Laboratoire Lagrange, France

³School of Physics and Astronomy, Cardiff University, CF24 3AA, UK

⁴Université Paris-Saclay, Université Paris Cité, CEA, CNRS, AIM, 91191, Gif-sur-Yvette, France

⁵Université Grenoble Alpes, CNRS, Grenoble INP, LPSC-IN2P3, 38000 Grenoble, France

⁶Max Planck Institute for Extraterrestrial Physics, 85748 Garching, Germany

⁷Aix Marseille Univ, CNRS, CNES, LAM, Marseille, France

⁸Université Grenoble Alpes, CNRS, Institut Néel, France

⁹Institut de RadioAstronomie Millimétrique (IRAM), Grenoble, France

¹⁰Dipartimento di Fisica, Sapienza Università di Roma, I-00185 Roma, Italy

¹¹Univ. Grenoble Alpes, CNRS, IPAG, 38000 Grenoble, France

¹²Centro de Astrobiología (CSIC-INTA), Torrejón de Ardoz, 28850 Madrid, Spain

¹³National Observatory of Athens, IAASARS, GR-15236, Athens, Greece

¹⁴Faculty of Physics, University of Athens, GR-15784 Zografos, Athens, Greece

¹⁵High Energy Physics Division, Argonne National Laboratory, Lemont, IL 60439, USA

¹⁶Instituto de Radioastronomía Milimétrica (IRAM), Granada, Spain

¹⁷LERMA, Observatoire de Paris, PSL Research Univ., CNRS, Sorbonne Univ., UPMC, 75014 Paris, France

¹⁸School of Earth & Space and Department of Physics, Arizona State University, AZ 85287, USA

¹⁹School of Physics and Astronomy, University of Leeds, Leeds LS2 9JT, UK

²⁰INAF-Osservatorio Astronomico di Cagliari, 09047 Selargius, Italy

²¹LPENS, ENS, PSL Research Univ., CNRS, Sorbonne Univ., Université de Paris, 75005 Paris, France

²²Department of Physics and Astronomy, University of Pennsylvania, PA 19104, USA

²³Institut d'Astrophysique de Paris, CNRS (UMR7095), 75014 Paris, France

²⁴University of Lyon, UCB Lyon 1, CNRS/IN2P3, IP2I, 69622 Villeurbanne, France

²⁵Sterrenkundig Observatorium Universiteit Gent, Krijgslaan 281 S9, B-9000 Gent, Belgium

²⁶Institut d'Astrophysique Spatiale (IAS), CNRS, Université Paris Sud, Orsay, France

²⁷IRAP, Université de Toulouse, CNRS, UPS, IRAP, Toulouse Cedex 4, France

*e-mail: gejlali@ipm.ir

Abstract. This study presents the first millimeter continuum mapping observations of two nearby galaxies, the starburst spiral galaxy NGC2146 and the dwarf galaxy NGC2976, at 1.15 mm and 2 mm using the NIKA2 camera on the IRAM 30m telescope, as part of the Guaranteed Time Large Project IMEGIN. These observations provide robust resolved information about the physical properties of dust in nearby galaxies by constraining their FIR-radio SED in the millimeter domain. After subtracting the contribution from the CO line emission, the SEDs are modeled spatially using a Bayesian approach. Maps of dust mass surface density, temperature, emissivity index, and thermal radio component of the galaxies are presented, allowing for a study of the relations between the dust properties and star formation activity (using observations at $24\mu\text{m}$ as a tracer). We report that dust temperature is correlated with star formation rate in both galaxies. The effect of star formation activity on dust temperature is stronger in NGC2976, an indication of the thinner interstellar medium of dwarf galaxies. Moreover, an anti-correlation trend is reported between the dust emissivity index and temperature in both galaxies.

1 Introduction

Dust grains in galaxies are important for the formation of protostellar cores and significantly impact the heating and cooling processes of the InterStellar Medium (ISM). Modeling the Spectral Energy Distribution (SED) of dust allows us to infer the physical properties of the grains. Dust emits across a range of temperatures, with the warmer component emitting in the Mid-InfraRed (MIR) and colder dust emitting in the Far-InfraRed (FIR). The sub-millimeter/millimeter waveband is crucial for detecting this cold dust component and estimating the total dust mass. Telescopes such as IRAS, ISO, *Spitzer*, and *Herschel* have allowed us to study dust emission up to $500\mu\text{m}$, but studying longer millimeter wavelengths is crucial for modeling the mass and temperature of cold dust and constraining the radio component [8].

The New IRAM KIDs Array (NIKA2) on the IRAM 30m telescope brings the unique opportunity to map full galaxies for the first time at 1.15 mm and 2 mm. [1]. Within the Guaranteed Time Large Project IMEGIN (Interpreting Millimeter Emission of Galaxies with IRAM and NIKA2, PI: S. Madden), a sample of 22 nearby galaxies with varying ranges of mass, morphological types, star formation rate (SFR), and ISM properties have been observed. This paper presents observations of two IMEGIN galaxies of widely different physical properties: NGC2146 a starburst spiral galaxy ($D=3.5\text{Mpc}$), and NGC2976 a peculiar dwarf galaxy ($D=17.2\text{Mpc}$) (Ejlali *et al.* in prep.).

2 Data

We observed NGC2146 and NGC2976 with the NIKA2 camera for 5 and 5.5 hours, respectively. The data were reduced using *Scanam_NIKA* pipeline [2] and are shown in Fig. 1.

The complementary data used in this work to model the spatial SEDs include *Spitzer* MIPS observations at $24\mu\text{m}$ [9], *Herschel* PACS and SPIRE observations at 70, 100, 160, and $250\mu\text{m}$ [10], Planck observations at 1.38 mm [9], Radio Continuum (RC) observations with WSRT at 18 cm and 21 cm [11], Effelsberg 100m telescope observations at 6.2 cm [6], CO(2-1) data from the HERACLES survey [4]. All the maps are pre-processed to have the same resolution ($18''$) and geometry (pixel size $6''$). A $6''$ pixel size corresponds to a physical size of about $100pc$ and $500pc$ in NGC2976 and NGC2146, respectively.

As the NIKA2 bandpass ([1]) encompasses CO(2-1) line, part of the observed flux at 1.15 mm

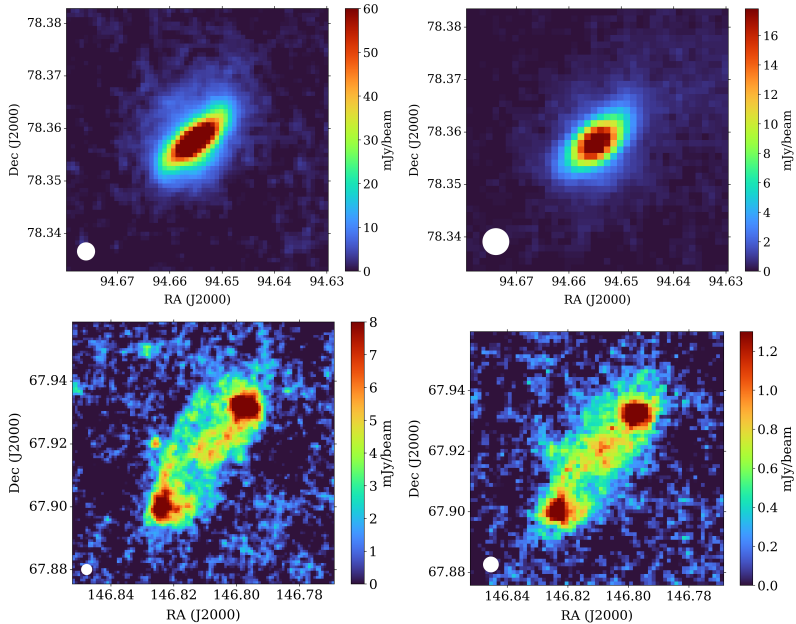


Figure 1. Observed NIKA2 maps of NGC2146 (*top*) and NGC2976 (*bottom*) at 1.15 mm (*left*, resolution 12'') and 2 mm (*right*, resolution 18''). The rms noise level for NGC2146 are 0.9 (1.15 mm) and 0.24 (2 mm) mJy/beam and for NGC2976 is 0.8 (1.15 mm) and 0.23 (2 mm) mJy/beam.

is due to line emission [5]. The mean contribution of the CO(2-1) line emission to the observed NIKA2 continuum emission at 1.15 mm (within pixels above 3σ limit) is $(16 \pm 7)\%$ (error is the standard deviation) in NGC2146 and $(5 \pm 2)\%$ for NGC2976. Before including the NIKA2 1.15 mm data point in the SED modeling process, we subtract the contamination by CO.

3 Model

Continuum emission at 1.15 mm and 2 mm consists of radio continuum emission S_{ν}^{RC} and thermal emission from dust S_{ν}^{dust} . To describe the radio continuum emission, we employ two power-laws defined as $S_{\nu}^{\text{RC}} = A_1 \nu^{-0.1} + A_2 \nu^{-\alpha_{\text{syn}}}$, in which A_1 and A_2 are free parameters quantifying contributions from thermal free-free and nonthermal synchrotron components. α_{syn} is the synchrotron spectral index, equal to 0.71 and 1.13 for NGC2146 and NGC2976, respectively [3, 6]. We model the thermal emission of dust using a Modified Black-Body (MBB) model defined as $S_{\nu}^{\text{dust}} = \kappa_0 \left(\frac{\nu}{\nu_0}\right)^{\beta} \left(\frac{M}{D^2}\right) B_{\nu}(T)$ with dust temperature T_{dust} , dust mass M_{dust} , and dust emissivity index β as free parameters [$\kappa_0(250 \text{ GHz}) = 0.4 \text{ m}^2/\text{kg}$] [17]. We find the best-fit values for the five free parameters ($M_{\text{dust}}, T_{\text{dust}}, \beta, A_1, A_2$) with the Bayesian approach. We use the MCMC method via Python package *emcee* and fit the model to the observations [7].

4 Results

Fig. 2 shows the best-fit values of four of the free parameters of our model across the two galaxies, namely $T_{\text{dust}}, M_{\text{dust}}, \beta$, and thermal free-free fraction at 21 cm defined as

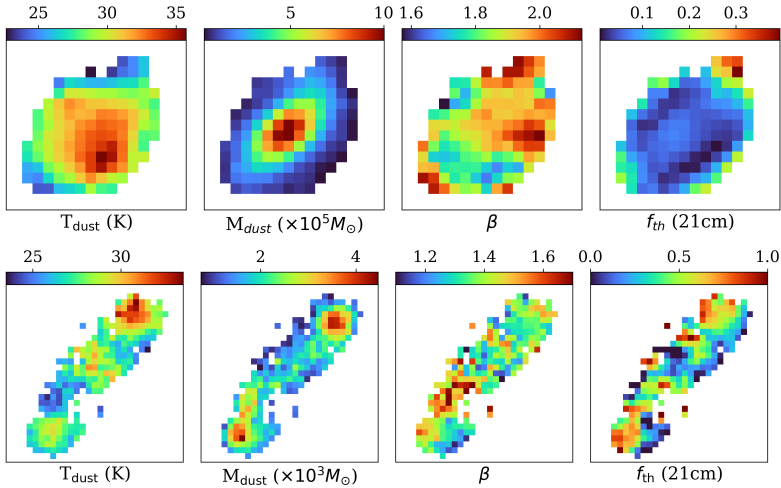


Figure 2. Maps of dust temperature (T_{dust}), mass (M_{dust}) and emissivity index (β) and thermal fraction (f_{th}) at 21 cm for NGC2146 (top) and NGC2976 (bottom). They are determined with the Bayesian approach and using the MCMC method, in each pixel with value larger than 3σ rms of all used maps.

Table 1. Mean values of four free parameters of the pixel-by-pixel SED modeling are reported. Their standard deviation is reported as statistical error.

SED parameter	NGC2146	NGC2976
T_{dust} (K)	29.61 ± 2.78	27.68 ± 1.86
M_{dust} (M_{\odot})	$(2.65 \pm 2.33) \times 10^5$	$(2.00 \pm 0.75) \times 10^3$
β	1.90 ± 0.11	1.38 ± 0.13
f_{th}	$(8.82 \pm 6.92) \times 10^{-2}$	$(3.90 \pm 2.93) \times 10^{-1}$

$f_{\text{th}}(21 \text{ cm}) = A_1 v_{21 \text{ cm}}^{-0.1} / S_{21 \text{ cm}}^{\text{RC}}$. The mean value and standard deviation for both galaxies are reported in Table 1. In NGC2146, the dust mass peaks at the central region, and the inner ~ 1 kpc of the disk contains $\sim 40\%$ of the total dust mass in this galaxy. In NGC2976, dust mass peaks at two star-forming regions, which contain more than 25% of the total dust mass. The dust mass in NGC2146 varies within a range that is three orders of magnitude larger than in NGC2976. The dust temperature varies across each galaxy, and peaks in the outer disk of NGC2146 (35.7 ± 1.6 K) and in the northern star-forming region of NGC2976 (33.5 ± 4.6 K). Moreover, we report values of $3.7 \times 10^7 M_{\odot}$ and $4.9 \times 10^5 M_{\odot}$ for the total dust mass (within pixels above 3σ limit) in NGC2146 and NGC2976, respectively.

Mapping dust emissivity index provides hints about grain formation and evolution, but the MBB model does not take into account the mixing of physical conditions along the line of sight. This can cause systematic underestimation of dust mass compared to more complex dust models [13]. In both galaxies, β reaches its maximum in the outskirts of the disk. We find β ranging from 1.57 ± 0.34 to 2.13 ± 0.20 in NGC2146. On the contrary, β in NGC2976 has lower values throughout the galaxy, ranging from 1.04 ± 0.34 to 1.74 ± 0.35 . This is in agreement with previous studies ([13]) showing lower values of emissivity index in dwarf or low metallicity spiral galaxies. The maxima of T_{dust} and β are located in different locations in both galaxies so we expect a negative correlation among these parameters; this is explored more in Sec. 5.

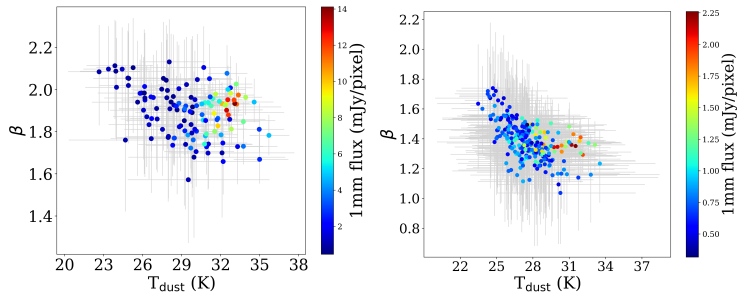


Figure 3. Pixel-by-pixel relation of dust temperature T_{dust} with β in (left) NGC2146 and (right) NGC2976. Only pixels above 3σ rms level are included. The color scheme shows the flux density in the observed NIKA2 map at 1.15 mm.

5 Discussion

We explore the relation between dust emissivity index β and temperature T_{dust} . An anti-correlation between the two has often been reported ([14],[15]), while [16] cautions it might be created by uncertainties in measurements. Fig. 3 shows this relation in both galaxies, including only pixels above 3σ level. While the general trend between T_{dust} and β is an anti-correlation, pixels with relatively higher flux at 1.15 mm do not completely follow the general inverse trend. In other words, the higher S/N pixels are less affected by the degeneracy between β and T_{dust} in the MBB model.

We next explore the relation of T_{dust} with star formation activity in these galaxies. To do so, we use $24\mu\text{m}$ observation as a standard tracer of star formation rate density Σ_{SFR} ([12]). The relation between T_{dust} and Σ_{SFR} is shown in Fig. 4. The high values found for Pearson correlation coefficients $r_P = 0.7$ and 0.9 indicate tight correlations in both galaxies, even with different ranges of Σ_{SFR} . The positive relation indicates that in regions with higher star-forming activity, InterStellar Radiation Field (ISRF) is intensified by larger amounts of energetic UV photons, heating the dust. Comparison of the slopes in the $T_{\text{dust}} - \log \Sigma_{\text{SFR}}$ plane shows that dust temperature increases faster with $\log \Sigma_{\text{SFR}}$ in the dwarf galaxy NGC2976 than in NGC2146 by a factor of two. This can be linked to their different ISM densities: dwarf galaxies have a less-dense ISM due to lower dust opacity, resulting in a stronger ISRF and faster heating rate by the radiation field. On the contrary, a thicker ISM in a starburst spiral galaxy like NGC2146 means more efficient shielding of dust grains from an energetic radiation field and a slower heating rate [13].

6 Conclusions

This research introduces the millimeter observations of two nearby galaxies, NGC2146 (a starburst spiral) and NGC2976 (a dwarf), at 1.15 mm and 2 mm, in the framework of the Guaranteed Time Large Project IMEGIN. These observations offer detailed information about the physical characteristics of dust in nearby galaxies by constraining their SED in the FIR-radio wavelength domain. We generate dust mass, temperature, and emissivity index maps of the galaxies and investigate relationships between dust properties and other ISM components such as SFR. An anti-correlation is reported between dust emissivity index and temperature, but the high S/N pixels do not follow the general inverse trend. Additionally, we report a strong correlation between dust temperature and SFR in both galaxies. The impact of star

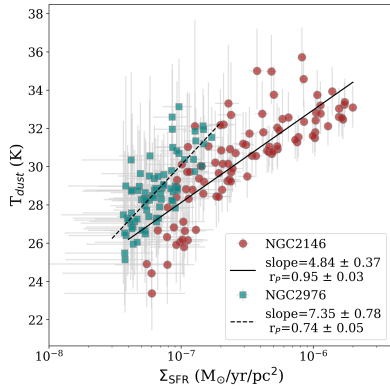


Figure 4. Pixel-by-pixel relation of temperature T_{dust} with Σ_{SFR} in NGC2146 (green dots) and NGC2976 (red dots) for pixels above 5σ rms level. The slope of the best-fit line and Pearson coefficient r_p are included in the legend.

formation activity on dust temperature is more pronounced in the dwarf galaxy NGC2976 than in NGC2146.

Acknowledgements

We would like to thank the IRAM staff for their support during the observation campaigns. The NIKA2 dilution cryostat has been designed and built at the Institut Néel. In particular, we acknowledge the crucial contribution of the Cryogenics Group, and in particular Gregory Garde, Henri Rodenas, Jean-Paul Leegeri, Philippe Camus. This work has been partially funded by the Foundation Nanoscience Grenoble and the LabEx FOCUS ANR-11-LABX-0013. This work is supported by the French National Research Agency under the contracts "MKIDS", "NIKA" and ANR-15-CE31-0017 and in the framework of the "Investissements d'avenir" program (ANR-15-IDEX-02). This work is supported by the Programme National Physique et Chimie du Milieu Interstellaire (PCMI) and the Programme National Cosmology et Galaxies (PNCG) of the CNRS/INSU with INC/INP co-funded by CEA and CNES. This work has benefited from the support of the European Research Council Advanced Grant ORISTARS under the European Union's Seventh Framework Programme (Grant Agreement no. 291294). A. R. acknowledges financial support from the Italian Ministry of University and Research - Project Proposal CIR01_00010. S. K. acknowledges support provided by the Hellenic Foundation for Research and Innovation (HFRI) under the 3rd Call for HFRI PhD Fellowships (Fellowship Number: 5357). M.B., A.N., and S.C.M. acknowledge support from the Flemish Fund for Scientific Research (FWO-Vlaanderen, research project G0C4723N).

References

- [1] L. Perotto, N. Ponthieu, J.-F. Macías-Pérez, *et al.*, *Astron. Astrophys.* **637**, A71 (2020)
- [2] H. Roussel, *et al.* *European Physical Journal Web of Conferences* **228**, 00024 (2020)
- [3] F. S. Tabatabaei, *et al.* *Astron. Astrophys.* **555**, A128 (2013b)
- [4] A. K. Leroy, *et al.* *The Astronomical Journal*, **137**, 4670-4696 (2009)
- [5] E. Drabek *et al.* *Mon. Not. R. Astron. Soc.* **426**, 23-39 (2012)
- [6] F. S. Tabatabaei, *et al.* *The Astrophysical Journal*, **836**, 185 (2017)
- [7] D. Foreman-Mackey *et al.*, *Pub. of the Astron. Soc. of the Pacific*, **925**, 306 (2013)
- [8] F. Galliano, M. Galametz, & A. P. Jones, *ARA&A* **56**, 673 (2018)
- [9] C. J. R. Clark, *et al.* 2018, *Astron. & Astrophys.* **609**, A37 (2018)
- [10] R. C. Kennicutt, D. Calzetti *et al.* *PASP* **123**, 1347 (2011)
- [11] R. Braun, T. A. Oosterloo, *et al.* *Astron. Astrophys.* **461**, 455 (2007)
- [12] D. Calzetti, R. C. Kennicutt, *et al.* *ApJ*. **666**, 870 (2007)
- [13] A. Rémy-Ruyer, S. C. Madden, F. Galliano, *et al.* *Astron. Astrophys.* **582**, A121 (2015)
- [14] M. Juvela, N. Ysard, *A&A* **541**, A33 (2012)
- [15] D. Paradis, M. Veneziani, *et al.* *Astron. Astrophys.* **520**, L8 (2010)
- [16] R. Shetty, J. Kauffmann, *et al.*, *ApJ*, **696**, 2234 (2009)
- [17] L. K. Hunt, S. García-Burillo, V. Casasola, *et al.*, *Astron. Astrophys.*, **583**, A114 (2015)