

Generating Signed Permutations by Twisting Two-Sided Ribbons

Yuan (Friedrich) Qiu¹ and Aaron Williams¹^[0000-0001-6816-4368]

Williams College, Williamstown MA 01267, USA

<https://csci.williams.edu/people/faculty/aaron-williams/>
{yq1, aaron.williams}@williams.edu

Abstract. We provide a simple and natural solution to the problem of generating all $2^n \cdot n!$ signed permutations of $[n] = \{1, 2, \dots, n\}$. Our solution provides a pleasing generalization of the most famous ordering of permutations: plain changes (Steinhaus-Johnson-Trotter algorithm). In plain changes, the $n!$ permutations of $[n]$ are ordered so that successive permutations differ by swapping a pair of adjacent symbols, and the order is often visualized as a weaving pattern involving n ropes. Here we model a signed permutation using n ribbons with two distinct sides, and each successive configuration is created by twisting (i.e., swapping and turning over) two neighboring ribbons or a single ribbon. By greedily prioritizing 2-twists of the largest symbol before 1-twists of the largest symbol, we create a signed version of plain change’s memorable zig-zag pattern. We provide a loopless algorithm (i.e., worst-case $\mathcal{O}(1)$ -time per object) by extending the well-known mixed-radix Gray code algorithm.


Keywords: plain changes · signed permutations · Gray codes · greedy Gray code algorithm · combinatorial generation · loopless algorithms · permutation languages


1 Introduction



This section discusses the problem of generating permutations, and our goal of creating a memorable solution to the problem of generating signed permutations.

1.1 Generating Permutations



The generation of permutations is a classic problem that dates back to the dawn of computer science (and several hundred years earlier). The goal is to create all $n!$ permutations of $[n] = \{1, 2, \dots, n\}$ as efficiently as possible. A wide variety of approaches have been considered, some of which can be conceptualized using a specific physical model of the permutation. We now consider three such examples.

Zaks’ algorithm [33] can be conceptualized using a stack of n pancakes of varying sizes. Successive permutations are created by flipping some pancakes at the top of the stack, which is equivalent to a *prefix-reversal* in the permutation. For example, if  represents 1234, then flipping the top three pancakes gives

 or $\overleftarrow{1234} = 3214$. Table 1 shows the full order for $n = 4$. Zaks' designed his 'new' order to have an efficient array-based implementation. Unknown to Zaks, Klügel had discovered the order by 1796 [14]; see [1] for further details.

Corbett's algorithm [2] can be conceptualized using n marbles on a ramp. Successive permutations are created by moving a marble to the top of the ramp, which is equivalent to a *prefix-rotation* in the permutation. For example, if  represents 1234, then moving the fourth marble gives  or $\overleftarrow{1234} = 4123$.

The algorithms by Zaks and Corbett are reasonably well-known, and have their own specific applications. For example, in interconnection networks [3], the algorithms provide Hamilton cycles in the pancake network and rotator network, respectively. However, neither can lay claim to being the permutation algorithm.

Plain changes can be conceptualized using n ropes running in parallel. Successive permutations are obtained by crossing one rope over a neighboring rope, as in weaving, which is equivalent to a *swap* (or *adjacent-transposition*) in the permutation. For example, if  represents 1234, then swapping the middle two ropes gives  or $\overleftarrow{1234} = 1324$. Plain changes dates back to bell-ringers in the 1600s [4,26]. Figure 3 shows the full order for $n = 4$, including its familiar zig-zag pattern. It is commonly known as the *Steinhaus-Johnson-Trotter algorithm* [27] [16] [30] due to repeated rediscoveries circa 1960.

Many other notable approaches to permutation generation exist, with surveys by Sedgewick [25], Savage [23], and Mütze [20], frameworks by Knuth [17] and Ganapathi and Chowdhury [7]. While some methods have specific advantages [15] or require less additional memory when implemented [19], there is little doubt that plain changes is the solution to permutation generation.

1.2 Generating Signed Permutations

A *signed permutation* of $[n]$ is a permutation of $[n]$ in which every symbol is given a \pm sign. We let S_n and S_n^\pm be the sets of all permutations and signed permutations of $[n]$, respectively. Note that $|S_n| = n!$ and $|S_n^\pm| = 2^n \cdot n!$. For example, $231 \in S_3$ has eight different signings, including $+2-3-1 \in S_3^\pm$. For convenience, we sometimes use overlines for negative symbols, with $2\overline{3}1$ denoting $+2-3-1$. Signed permutations arise in many natural settings, including genomics [6].

While the permutation generation problem has a widely accepted best answer, the same is not true for signed permutations. A solution by Korsh, LaFollette, and Lipschutz [18] achieves the optimal running-time (see Section 2), however, it operates on the signed permutation as a composite object. In other words, it either modifies the underlying permutation, or the signs, but not both at the same time. More specifically, their solution either swaps two symbols (and preserves their signs) or changes the rightmost symbol's sign. An alternate solution by Suzuki, Sawada, and Kaneko [29] treats signed permutations as stacks of n *burnt pancakes*, and can be understood as a signed version of Zaks' algorithm.

Physical Model: Ribbons In keeping with the previously discussed permutation generation algorithms, we will provide a physical model for signed permu-

tations. A *two-sided ribbon* is glossy on one side and matte on the other¹, and we consider n such ribbons running in parallel. We modify the ribbons by *twisting* some number of neighboring ribbons. More specifically, a k -*twist* turns over k consecutive ribbons and reverses their order, as shown in Figure 1. In other contexts, a twist is a *complementing substring reversal*, or simply a *reversal* [12].



(a) The 1-twist changes $1\ 2\ 3\ 4$ into $1\ \bar{2}\ 3\ 4$. (b) The 2-twist changes $1\ \bar{2}\ 3\ \bar{4}$ into $1\ \bar{3}\ \bar{2}\ \bar{4}$.

Fig. 1: Two-sided ribbons with distinct positive (i.e., glossy) and negative (i.e., matte) sides running in parallel. A k -twist reverses the order of k neighboring ribbons and turns each of them over, as shown for (a) $k = 1$ and (b) $k = 2$.

Our goal is to create a *twist Gray code* for signed permutations. This means that successive entries of S_n^\pm are always created by applying a single twist, or equivalently, a sequence of $2^n n! - 1$ twists generate each entry of S_n^\pm in turn. It should be obvious that 1-twists are insufficient for this task on their own, as they do not modify the underlying permutation. Similarly, 2-twists are insufficient on their own, as they do not modify the number of positive symbols modulo two. However, we will show that 2-twists and 1-twists are sufficient when used together. Moreover, we provide a simple solution using only these shortest twists.

1.3 Outline

Section 2 provides background on combinatorial generation, including greedy Gray codes. Section 3 presents our twist Gray code, which can be understood as greedily prioritizing 2-twists of the largest possible symbol followed by 1-twists of the the largest possible symbol. We name our order *twisted plain changes*, and we propose it to be the solution to the signed permutation generation problem. Section 4 discusses ruler sequences, and Section 5 provides a loopless implementation of our algorithm. A Python implementation of our loopless algorithm appears in the appendix.

2 Combinatorial Generation

As Ruskey explains in his *Combinatorial Generation* manuscript [22], humans have been making exhaustive lists of various kinds for thousands of years, and more recently, they have been programming computers to complete the task. The latter pursuit requires the creation of a suitable order of the objects to be generated, and the design of an algorithm to efficiently generate the objects in the desired order. In this section we review some basic concepts and terminology, and then discuss two specific foundational results.

¹ Manufacturers refer to this type of ribbon as *single face* as only one side is polished.

2.1 Gray Codes and Loopless Algorithms

If successive objects in an order differ in a constant amount (by a natural metric), then the order can be called a *Gray code*. If an algorithm generates successive objects in $\mathcal{O}(1)$ -time in an amortized or worst-case sense, then it runs in *constant amortized time* (CAT) or is *loopless* (i.e., there are no internal loops) [5], respectively. To make sense of these definitions, note that a well-written generation algorithm shares one copy of an object with its applications. The generation algorithm then repeatedly modifies the object and informs the application that the ‘next’ object is available to visit, without returning the full object. This *shared object model* allows the generation algorithm to create successive objects in constant time, and loopless algorithms require a Gray code ordering.

For example, Zaks’ order can be generated by a CAT algorithm when the permutation is stored in an array. This is due to the fact that the prefix-reversals that are performed by the algorithm have a constant length on average (see Ord-Smith’s earlier ECONOPERM implementation [21]). However, a loopless implementation is not possible, since prefix-reversals of length n (i.e., flipping the entire stack) takes $\Theta(n)$ -time². On the other hand, plain changes can be implemented by a loopless algorithm, as we will see in Sections 4–5.

2.2 The Greedy Gray Code Algorithm

Historically, most Gray codes have been constructed recursively. In other words, the order of larger objects is based on the order of smaller objects. We prefer a more recent approach that has provided simpler interpretations of previous constructions, and the discovery of new orders (including twisted plain changes).

The *greedy Gray code algorithm* [32] attempts to create a Gray code one object at a time, based on a starting object, and a prioritized list of modifications. At each step, it tries to extend the order to a new object by applying a modification to the most recently created object. If this is possible, then the highest priority modification is used. All three permutation algorithms discussed in Section 1.1 have simple greedy descriptions [32]. Furthermore, the aforementioned burnt pancake order of signed permutations [29] has a greedy interpretation: flip the fewest burnt pancakes (or equivalently, apply the shortest *prefix twist*) [24].

The greedy approach is clarified using the “original” Gray code in Section 2.3.

2.3 Binary Reflected Gray Code

Amongst all results in combinatorial generation, plain change’s stature is rivaled only by the *binary reflected Gray code*³. The BRGC orders n -bit binary strings by *bit-flips*, meaning successive strings differ in one bit. It is generated starting at the all-0s string by greedily flipping the rightmost possible bit [32]. For example,

² If the permutation is stored in a BLL, then a loopless implementation is possible [31].

³ The eponymous *Gray code* by Gray [11] also demonstrates Stigler’s law [28]: [8] [13].

the order for $n = 4$ begins as follows, where overlines denote the bit that is flipped to create the next binary string,

$$000\bar{0}, 00\bar{0}1, 001\bar{1}, 0010, \dots \tag{1}$$

To continue (1) we consider bit-flips in 0010 from right to left. We can't flip the right bit since $001\bar{0} = 0011$ is already in the list. Similarly, $00\bar{1}0 = 0000$ is also in the list. However, $0\bar{0}10 = 0110$ is not in the list, so this becomes the next string.

The full BRGC order for $n = 4$ is visualized in Figure 2 using two-sided ribbons, where each bit-flip is a 1-twist of the corresponding ribbon. Note that the order is *cyclic*, as the last and first strings differ by flipping the first bit.

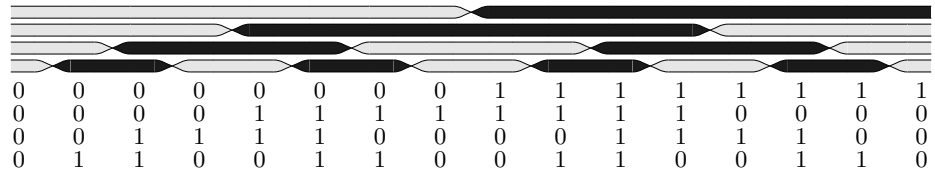


Fig. 2: Binary reflected Gray code using indistinct two-sided ribbons for $n = 4$.

2.4 Plain Changes

Plain changes can be defined greedily: start at $12 \dots n$ and then swap the largest possible symbol [32]. This may seem underspecified—should we swap a symbol to the left or the right?—but the swapped symbol is always in the leftmost or rightmost position, or the opposite swap recreates a previous permutation.

The order $\text{plain}(n)$ for $n = 4$ is visualized in Figure 3 using distinct one-sided ribbons⁴. The characteristic zig-zag pattern of the largest symbol 4 should be apparent. The order is *cyclic* by swapping the first two symbols.

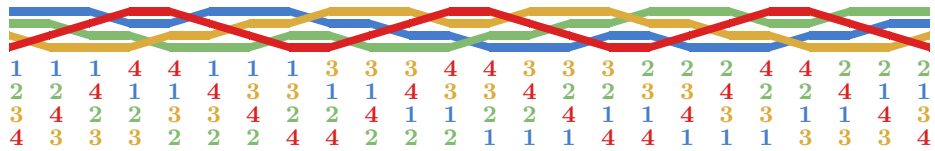


Fig. 3: Plain changes $\text{plain}(n)$ using distinct one-sided ribbons for $n = 4$.

It may be tempting to dismiss plain changes as trivial mathematics. To put this urge to rest, consider the following anecdote. In 1964, Ron Graham and A. J. Goldstein attempted to generate permutations by swaps, unaware of plain

⁴ Physically, a ribbon moves above or below its neighbor, but that is not relevant here.

changes, and their result [10] is nowhere near as elegant⁵. In other words, plain changes isn't obvious, even if you are a brilliant mathematician searching for it.

3 Twisted Plain Changes

Now we present our greedy solution to generating signed permutations in Definition 1. In the remainder of this section we will prove that the approach does indeed generate a twist Gray code for S_n^\pm .

Definition 1. Twisted plain changes $\text{twisted}(n)$ starts at $+1+2 \cdots +n \in S_n^\pm$ then greedily 2-twists the largest possible value and if none extends the list then it 1-twists the largest possible value. More precisely, it is the result of Algorithm 1.

Algorithm 1 Greedy algorithm for generating twisted plain changes $\text{twisted}(n)$.

```

1: procedure  $\text{Twisted}(n)$   $\triangleright$  Signed permutations are visited in  $\text{twisted}(n)$  order
2:    $T \leftarrow \overleftarrow{t}_n, \overrightarrow{t}_n, \dots, \overleftarrow{t}_2, \overrightarrow{t}_2, \overrightarrow{t}_1, \overleftarrow{t}_1, t_n, \dots, t_2, t_1$   $\triangleright$  List of  $3n$  different twists
3:    $i \leftarrow 1$   $\triangleright$  1-based index into  $T$  (e.g.,  $T[1]$  is  $\overleftarrow{t}_n$ )
4:    $\pi \leftarrow +1 +2 \cdots +n$   $\triangleright$  Starting signed permutation  $\pi \in S_n^\pm$ 
5:   visit( $\pi$ )  $\triangleright$  Visit  $\pi$  for the first and only time
6:    $S = \{\pi\}$   $\triangleright$  Add  $\pi$  to the visited set
7:   while  $i \leq 3n$  do  $\triangleright$  Index  $i$  iterates through the  $3n$  different twists
8:      $\pi' \leftarrow T[i](\pi)$   $\triangleright$  Apply the  $i^{\text{th}}$  highest priority twist to create  $\pi'$ 
9:     if  $\pi' \notin S$  then  $\triangleright$  Check if  $\pi'$  is a new signed permutation
10:       $\pi \leftarrow \pi'$   $\triangleright$  Update the current signed permutation  $\pi$ 
11:      visit( $\pi$ )  $\triangleright$  Visit  $\pi$  for the first and only time
12:       $S = S \cup \{\pi\}$   $\triangleright$  Add  $\pi$  to the visited set
13:       $i \leftarrow i + 1$   $\triangleright$  Reset the 1-based index into  $T$ 

```

Figure 4 shows the start of $\text{twisted}(n)$ for $n = 4$. Note that the first 24 entries are obtained by 2-twists. The result is a familiar zig-zag pattern, but with every ribbon turning over during each pass. The 25th entry is obtained by a 1-twist.

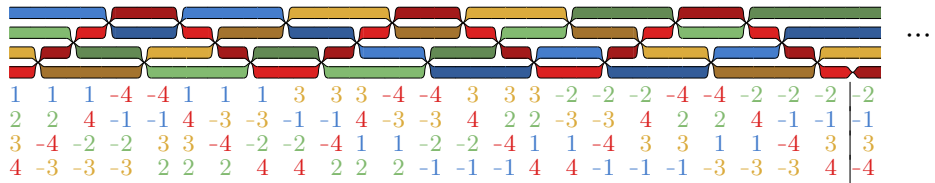


Fig. 4: Twisted plain changes $\text{twisted}(n)$ for $n = 4$ up to its 25th entry.

⁵ An internal Bell Labs report [9] contains an implementation of [10], but the authors have not been able to obtain a copy of it.

3.1 2-Twisted Permutohedron

At this point it is helpful to compare the start of plain changes and twisted plain changes. The *permutohedron of order n* is a graph whose vertices are permutations S_n and whose edges join two permutations that differ by a swap. Plain changes traces a Hamilton path in this graph, as illustrated in Figure 5a.

Now consider signing each vertex $p_1p_2 \cdots p_n$ in the permutohedron as follows:

$$p_j = i \text{ is positive if and only if } i \equiv j \pmod{2}. \tag{2}$$

In particular, the permutation $12 \cdots n$ is signed as $+1+2 \cdots +n$ due to the fact that odd values are in odd positions, and even values are in even positions. One way of interpreting (2) is that swapping a symbol changes its sign. Thus, after this signing, the edges in the resulting graph model 2-twists instead of swaps. For this reason, we refer to the graph as a *2-twisted permutohedron of order n*.

Since twisted plain changes prioritizes 2-twists before 1-twists, the reader should be able to conclude that $\text{twisted}(n)$ starts by creating a Hamilton path in the 2-twisted permutohedron. This is illustrated in Figure 5b.

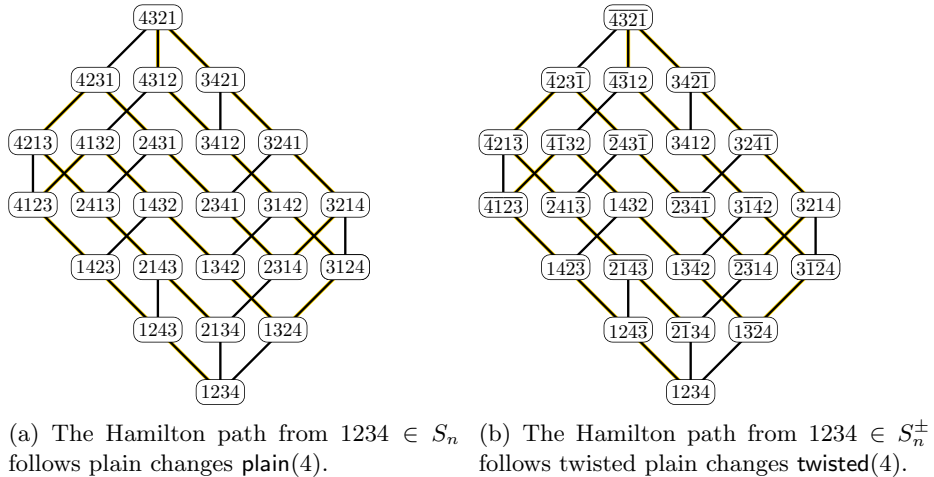


Fig. 5: The permutohedron and the 2-twisted permutohedron for $n = 4$.

3.2 Global Structure

Our greedy approach can be verified to work for small n . To prove that it works for all n we'll need to specify the global structure of the order that is created.

Theorem 1. *Algorithm 1 creates a twist Gray code for signed permutations which starts at $+1+2+3 \cdots +n \in S_n^\pm$ and prioritizes 2-twists of the largest value followed by 1-twists of the largest value. The order is cyclic as the last signed permutation is $-1+2+3 \cdots +n \in S_n^\pm$.*

Proof. Since 2-twists are prioritized before 1-twists, the algorithm proceeds in the same manner as plain changes, except for the signs of the visited objects. As a result, it generates sequences of $n!$ signed permutations using 2-twists until a single 1-twist is required. One caveat is that the first signed permutation in a sequence alternates between having the underlying permutation of $1234 \cdots n$ or $2134 \cdots n$. This is due to the fact that plain changes starts at $1234 \cdots n$ and ends at $2134 \cdots n$ and swaps 12 to 21 one time. As a result, 12 will be inverted while traversing every second sequence of length $n!$. More specifically, the order generated by the algorithm appears in Figure 6, with an example in Figure 7. \square

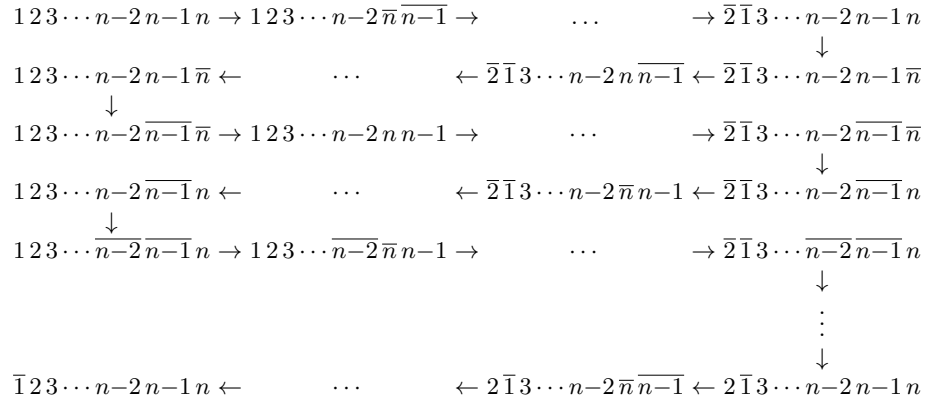


Fig. 6: The global structure of twisted plain changes. Each row greedily applies 2-twists to the largest possible symbol, thus following plain changes. At the end of a row, no 2-twist can be applied, and the down arrows greedily 1-twist the largest possible symbol. The rows alternate left-to-right and right-to-left (i.e., in boustrophedon order). The leftmost column contains $12 \cdots n$ signed according to successive strings in the binary reflected Gray code. The overall order is cyclic as a 1-twist on value 1 transforms the last entry into the first.

The global structure described by Theorem 1 can be used as the foundation for a CAT algorithm. We'll aim higher by developing a loopless algorithm across Sections 4–5. Besides offering optimal run-time performance (in a theoretical sense), the loopless algorithms help integrate our result with existing results.

4 Ruler Sequences

In this section, we consider two general integer sequences, and how they relate to the Gray codes discussed up to this point. As we'll see, these sequences help us understand our new greedy algorithm from Section 3. This work will also be central to the loopless generation of $\text{twisted}(n)$ in Section 5. The results in this section are illustrated in Table 1.

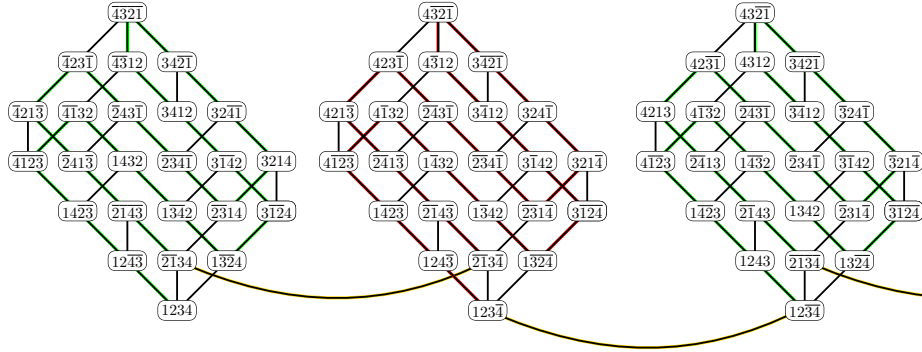


Fig. 7: Illustrating the start of our twisted plain changes for $n = 4$ traversing through the underlying flip graph. The straight edges denote every possible 2-twists amongst the vertices shown, while the curved edges are the 1-twists used amongst the vertices shown. The highlighted edges are used by the greedy algorithm, with green denoting subpaths starting at a signed $1234 \cdots n$ vertex and red subpaths starting at signed $2134 \cdots n$ vertex.

4.1 Unsigned Sequences

The *ruler sequence* with bases b_1, b_2, \dots, b_n can be inductively defined as follows, where commas join sequences, and exponentiation denotes repetition.

$$\text{ruler}(b_1) = 1^{b_1-1} = \overbrace{1, 1, \dots, 1}^{b_1-1 \text{ copies}} \tag{3}$$

$$\text{ruler}(b_1, b_2, \dots, b_i) = (\text{ruler}(b_1, b_2, \dots, b_{i-1}), i)^{b_i-1}, \text{ruler}(b_1, b_2, \dots, b_{i-1}) \tag{4}$$

In other words, each successive base b_i causes the pattern to be repeated b_i times, with individual copies of i interspersed between them. Its name comes from the tick marks on rulers and tape measures, which follow the same pattern as the *decimal ruler sequence*, $\text{ruler}(10, 10, \dots, 10)$.

The binary ruler sequence $\text{ruler}(2, 2, \dots, 2)$ gives the number of bits that change when counting in decimal. More precisely, the sequence gives the length of the suffix of the form $011 \cdots 1$ that rolls over to $100 \cdots 0$ to create the next binary string. For example, $\text{ruler}(2, 2, 2) = 1, 2, 1, 3, 1, 2, 1$ which matches the lengths of suffixes that are complemented below.

$$00\bar{0}, 00\bar{1}, 01\bar{0}, \overline{011}, 10\bar{0}, 10\bar{1}, 11\bar{0}, 11\bar{1}. \tag{5}$$

Likewise, the *upstairs factorial ruler sequence* $\text{ruler}(1, 2, \dots, n)$ and *downstairs factorial ruler sequence* $\text{ruler}(n, n-1, \dots, 1)$ structure counting in the two most common factorial bases.

Gray Codes with Unsigned Ruler Change Sequences Ruler sequences also structure the changes many well-known Gray codes. For example, the binary

reflected Gray code complements individual bits according to the binary ruler function. In other words, our standard numerical order of n -bit binary strings, and the binary reflected Gray code, have the same change sequence, but it is interpreted in different ways, with the former complementing entire suffixes and the latter complementing only the first bit of the suffix. Similarly, the upstairs factorial ruler sequence provides the flip lengths in Zaks' order. Corbett's order uses the downstairs factorial ruler sequence but with prefix rotation lengths of $n, 2, n-1, 3, \dots, \lfloor \frac{n}{2} \rfloor$.

4.2 Signed Sequences

As discussed, the binary reflected Gray code uses the ruler sequence as its change sequence. More specifically, the j th bit is complemented for each entry j in the ruler sequence. Suppose that we want a more precise change sequence: should the j th bit be incremented from 0 to 1, or decremented from 1 to 0? Towards this goal, we introduce a signed version of the ruler sequence, in which positive and negative entries will denote increments and decrements.

The *signed ruler sequence* is defined inductively as follows.

$$\text{ruler}\pm(b_1) = 1^{b_1-1} = \overbrace{1, 1, \dots, 1}^{b_1-1 \text{ copies}} \quad (6)$$

$$\text{ruler}\pm(b_1, b_2, \dots, b_i) = \begin{cases} (s, i, \overline{s^R}, i)^{(b_i-1)/2}, s & \text{if } b_i \text{ is odd} \\ (s, i, \overline{s^R}, i)^{(b_i-2)/2}, s, i, \overline{s} & \text{if } b_i \text{ is even} \end{cases} \quad (7)$$

where $s = \text{ruler}\pm(b_1, b_2, \dots, b_{i-1})$, the overlines complement the sign of each entry, the R reverses the sequence, and the sequence ends with s or $\overline{s^R}$ depending on the parity of i . In other words, each successive base b_i causes the pattern to be repeated b_i times, with individual copies of i interspersed between them, and every second copy being both complemented and reversed. (It's worth noting that the unsigned ruler sequence is always a palindrome, so reversing every second recursive copy would not change the result.)

Gray Codes with Signed Ruler Change Sequences The signed ruler sequence is helpful for properly understanding plain changes, as positive and negative entries correspond to swapping symbols in different directions. More specifically, an sequence entry of $-j$ means move symbol $n - j + 1$ to the left, and an entry of $+j$ means move symbol

5 Loopless Algorithms

While the greedy algorithm that generates $\text{twisted}(n)$ from Section 2.2 is easy to describe, it is also highly inefficient. More specifically, it requires exponential space, since all previously created objects must be remembered. In this section, we show that the order can be generated efficiently without remembering what

ruler± (2, 2, 2, 2)	BRGC $b_4b_3b_2b_1$	Binary $b_4b_3b_2b_1$	ruler (1, 2, 3, 4)	Zaks' $p_1p_2p_3p_4$	ruler± (4, 3, 2, 1)	plain changes	downstairs Gray code
+1	0000	0000	2	$\overleftarrow{1}234$	+1	$\overleftarrow{1}234$	$\overline{000}$
+2	0001	0001	3	$\overleftarrow{2}134$	+1	$\overleftarrow{1}243$	$\overline{100}$
-1	0011	0010	2	$\overleftarrow{3}124$	+1	$\overleftarrow{1}423$	$\overline{200}$
+3	0010	0011	3	$\overleftarrow{1}324$	+2	$\overleftarrow{4}123$	$\overline{300}$
+1	0110	0100	2	$\overleftarrow{2}314$	-1	$\overleftarrow{4}132$	$\overline{310}$
-2	0111	0101	4	$\overleftarrow{3}214$	-1	$\overleftarrow{1}432$	$\overline{210}$
-1	0101	0110	2	$\overleftarrow{4}123$	-1	$\overleftarrow{1}342$	$\overline{110}$
+4	0100	0111	3	$\overleftarrow{1}423$	+2	$\overleftarrow{1}324$	$\overline{010}$
+1	1100	1000	2	$\overleftarrow{2}413$	+1	$\overleftarrow{3}124$	$\overline{020}$
+2	1101	1001	3	$\overleftarrow{4}213$	+1	$\overleftarrow{3}142$	$\overline{120}$
-1	1110	1010	2	$\overleftarrow{1}243$	+1	$\overleftarrow{3}412$	$\overline{220}$
-3	1110	1011	4	$\overleftarrow{2}143$	+3	$\overleftarrow{4}312$	$\overline{320}$
+1	1010	1100	2	$\overleftarrow{3}412$	-1	$\overleftarrow{4}321$	$\overline{321}$
-2	1011	1001	3	$\overleftarrow{4}312$	-1	$\overleftarrow{3}421$	$\overline{221}$
-1	1001	1010	2	$\overleftarrow{1}342$	-1	$\overleftarrow{3}241$	$\overline{121}$
			3	$\overleftarrow{3}142$	-2	$\overleftarrow{3}214$	$\overline{021}$
			2	$\overleftarrow{4}132$	+1	$\overleftarrow{2}314$	$\overline{011}$
			4	$\overleftarrow{1}432$	+1	$\overleftarrow{2}341$	$\overline{111}$
			2	$\overleftarrow{2}341$	+1	$\overleftarrow{2}431$	$\overline{211}$
			3	$\overleftarrow{3}241$	-2	$\overleftarrow{4}231$	$\overline{311}$
			2	$\overleftarrow{4}231$	-1	$\overleftarrow{4}213$	$\overline{301}$
			3	$\overleftarrow{2}431$	-1	$\overleftarrow{2}413$	$\overline{201}$
			2	$\overleftarrow{3}421$	-1	$\overleftarrow{2}143$	$\overline{101}$
				4321		2134	001

Table 1: Understanding counting and classic Gray codes using (un)signed ruler sequences. Left: The binary ruler sequence is the change sequence for the binary reflected Gray code (BRGC) with the bit to complement given by the sequence value and its direction of change given by the sign. It is also the change sequence for standard counting in binary with the unsigned sequence value providing the length of suffix to complement. Middle: The unsigned upstairs ruler sequence provides the prefix-reversal lengths (i.e., flip lengths) for Zaks' Gray code of permutations. Right: The signed downstairs ruler sequence provides the symbol and direction to swap in plain changes. It is also the change sequence for the corresponding reflected Gray code for downstairs strings (which are the inversion vectors for plain changes). Our twisted plain change Gray code is generated in a similar manner using the signed factorial ruler sequence $\text{ruler}\pm(n, n-1, \dots, 2, 1, 2, 2, \dots, 2)$ with changes in the factorial portion of the base indicating 2-twists, and changes in the binary portion of the base indicating 1-twists.

has previously been generated. More specifically, our history-free implementation is loopless, and it uses the sequence-based framework described in Section 4 to generate each successive change to apply.

5.1 Loopless Ruler Sequences

Algorithm 2 provides loopless algorithms for generating the (un)signed ruler sequences for any base. The pseudocode is adapted from Knuth’s loopless reflected mixed-radix Gray code Algorithm M [17].

Algorithm 2 Loopless algorithms for generating the (un)signed ruler sequence for bases $\mathbf{b} = b_1, b_2, \dots, b_n$. The \mathbf{a} values store a mixed-radix word: $0 \leq a_i < b_i$. The signed version generates the reflected mixed-radix Gray code in \mathbf{a} with the \mathbf{d} values providing ± 1 directions of change. Focus pointers are stored in \mathbf{f} . For example, if $\mathbf{b} = 3, 2$ then $\text{Ruler}_{\pm}(\mathbf{b})$ yields $+1, +1, 2, -1, -1$ while creating the mixed-radix words $00, 10, 20, 21, 11, 10$ in \mathbf{a} . Note: $b_i \geq 2$ for all $0 \leq i < n$.

<pre> 1: procedure Ruler(b) 2: $a_1 a_2 \dots a_n \leftarrow 0 0 \dots 0$ 3: $f_1 f_2 \dots f_{n+1} \leftarrow 1 2 \dots n+1$ 4: 5: while $f_1 \leq n$ do 6: $j \leftarrow f_1$ 7: $f_1 \leftarrow 1$ 8: $a_j \leftarrow a_j + 1$ 9: yield(j) 10: if $a_j == b_j - 1$ then 11: $d_j \leftarrow -d_j$ 12: $f_j \leftarrow f_{j+1}$ 13: $f_{j+1} \leftarrow j + 1$ </pre>	<pre> 1: procedure Ruler$_{\pm}$(b) 2: $a_1 a_2 \dots a_n \leftarrow 0 0 \dots 0$ 3: $f_1 f_2 \dots f_{n+1} \leftarrow 1 2 \dots n+1$ 4: $d_1 d_2 \dots d_n \leftarrow 1 1 \dots 1$ 5: while $f_1 \leq n$ do 6: $j \leftarrow f_1$ 7: $f_1 \leftarrow 1$ 8: $a_j \leftarrow a_j + d_j$ 9: yield($d_j \cdot j$) 10: if $a_j \in \{0, b_j - 1\}$ then 11: $a_j \leftarrow 0$ 12: $f_j \leftarrow f_{j+1}$ 13: $f_{j+1} \leftarrow j + 1$ </pre>
---	---

5.2 Ruler-Based Gray Codes

The routines in Algorithm 3 are enhanced versions of those in Algorithm 2. More specifically, they have two additional inputs, \mathbf{s} and \mathbf{fns} , which allow for a Gray code of objects to be created alongside the (un)signed ruler sequences. To generate our twisted plain changes, we need to set the parameters as follows:

- The bases \mathbf{b} have length $2n$ and are equal to $n, n-1, \dots, 1, 2, 2, \dots, 2$. Observe that this will generate a ruler sequence of length $n! \cdot 2^n - 1$ as desired.
- The starting object \mathbf{s} is $+1 +2 \dots +n$.
- The \mathbf{fns} should be indexed using $1, 2, \dots, 2n$ and $-1, -2, \dots, -2n$. In particular, the \mathbf{fns} at indices $\pm 1, \pm 2, \dots, \pm n$ should modify the object by 2-twisting successively smaller symbols to the left (positive) or right (negative), while the \mathbf{fns} with larger absolute values should 1-twist progressively smaller values (regardless of the sign).

Algorithm 3 Algorithms for generating Gray codes using the (un)signed ruler sequence. The **fns** modify object **s** and are indexed by the sequence. For example, if $\mathbf{b} = 3, 2$ then $\text{GrayCode}\pm(\mathbf{b})$ creates the Gray code by starting with **s** and then modifies it using the **fns** with indices $+1, +1, 2, -1, -1$. The overall algorithm is loopless if each function runs in worst-case $\mathcal{O}(1)$ -time.

1: procedure GrayCode(b , s , fns)	1: procedure GrayCode \pm (b , s , fns)
2: $a_1 a_2 \cdots a_n \leftarrow 0 0 \cdots 0$	2: $a_1 a_2 \cdots a_n \leftarrow 0 0 \cdots 0$
3: $f_1 f_2 \cdots f_{n+1} \leftarrow 1 2 \cdots n+1$	3: $f_1 f_2 \cdots f_{n+1} \leftarrow 1 2 \cdots n+1$
4:	4: $d_1 d_2 \cdots d_n \leftarrow 1 1 \cdots 1$
5: yield(s)	5: yield(s)
6: while $f_1 \leq n$ do	6: while $f_1 \leq n$ do
7: $j \leftarrow f_1$	7: $j \leftarrow f_1$
8: $f_1 \leftarrow 1$	8: $f_1 \leftarrow 1$
9: $a_j \leftarrow a_j + 1$	9: $a_j \leftarrow a_j + d_j$
10: $\mathbf{s} \leftarrow \mathbf{fns}[j]$	10: $\mathbf{s} \leftarrow \mathbf{fns}[d_j \cdot j]$
11: yield(j, \mathbf{s})	11: yield($d_j \cdot j, \mathbf{s}$)
12: if $a_j == b_j - 1$ then	12: if $a_j \in \{0, b_j - 1\}$ then
13: $d_j \leftarrow -d_j$	13: $a_j \leftarrow 0$
14: $f_j \leftarrow f_{j+1}$	14: $f_j \leftarrow f_{j+1}$
15: $f_{j+1} \leftarrow j + 1$	15: $f_{j+1} \leftarrow j + 1$

Theorem 2. *Twisted plain changes twisted(n) is generated by a loopless algorithm by adapting the standard mixed-radix ruler sequence generation algorithm.*

A 1-page Python implementation of twisted plain changes appears in the Appendix, and it loosely follows to structure of Algorithms 2–3.

References

1. Cameron, B., Sawada, J., Therese, W., Williams, A.: Hamiltonicity of k -sided pancake networks with fixed-spin: Efficient generation, ranking, and optimality. *Algorithmica* **85**(3), 717–744 (2023)
2. Corbett, P.F.: Rotator graphs: An efficient topology for point-to-point multiprocessor networks. *IEEE Transactions on Parallel & Distributed Systems* **3**(05), 622–626 (1992)
3. Duato, J., Yalamanchili, S., Ni, L.: *Interconnection networks*. Morgan Kaufmann (2003)
4. Duckworth, R., Stedman, F.: *Tintinnalogia: Or, The Art of Ringing*. London (1668)
5. Ehrlich, G.: Loopless algorithms for generating permutations, combinations, and other combinatorial configurations. *J. ACM* **20**(3), 500–513 (1973)
6. Fertin, G., Labarre, A., Rusu, I., Vialette, S., Tannier, E.: *Combinatorics of genome rearrangements*. MIT press (2009)
7. Ganapathi, P., Chowdhury, R.: A unified framework to discover permutation generation algorithms. *The Computer Journal* **66**(3), 603–614 (2023)
8. Gardner, M.: Curious properties of Gray code and how it can be used to solve puzzles. *Scientific American* **227**(2), 106 (1972)

9. Goldstein, A.: A computer oriented algorithm for generating permutations. Bell Telephone Laboratories (Internal Memorandum MM-64-1271-3), Murray Hill, NJ (1964)
10. Goldstein, A., Graham, R.: Sequential generation by transposition of all the arrangements of n symbols. Bell Telephone Laboratories (Internal Memorandum MM-64-1271-3 / MM-64-1213-12), Murray Hill, NJ p. 14 (1964)
11. Gray, F.: Pulse code communication. United States Patent Number 2632058 (1953)
12. Hannenhalli, S., Pevzner, P.A.: Transforming cabbage into turnip: polynomial algorithm for sorting signed permutations by reversals. In: Proc. of the 27th Annual ACM Symposium on Theory of Computing (STOC 95). pp. 178–189. ACM (1995)
13. Heath, F.: Origins of the binary code. *Scientific American* **227**(2), 76–83 (1972)
14. Hindenburg, C.F.: *Sammlung combinatorisch-analytischer Abhandlungen*, vol. 1. ben Gerhard Fleischer dem Jungern (1796)
15. Holroyd, A.E., Ruskey, F., Williams, A.: Shorthand universal cycles for permutations. *Algorithmica* **64**, 215–245 (2012)
16. Johnson, S.M.: Generation of permutations by adjacent transposition. *Mathematics of computation* **17**(83), 282–285 (1963)
17. Knuth, D.E.: *Art of Computer Programming, Volume 4, Fascicle 4, The: Generating All Trees—History of Combinatorial Generation*. Addison-Wesley (2013)
18. Korsh, J., LaFollette, P., Lipschutz, S.: A loopless implementation of a Gray code for signed permutations. *Publications de l’Institut Mathématique* **89**(103), 37–47 (2011)
19. Liptak, Z., Masillo, F., Navarro, G., Williams, A.: Constant time and space updates for the sigma-tau problem. In: Proc. of the 30th International Symposium on String Processing and Information Retrieval (SPIRE 2023). p. 6 pages. Springer (2023)
20. Mütze, T.: Combinatorial Gray codes—an updated survey. arXiv preprint arXiv:2202.01280 (2022)
21. Ord-Smith, R.: Generation of permutation sequences: part 1. *The Computer Journal* **13**(2), 152–155 (1970)
22. Ruskey, F.: Combinatorial generation. Preliminary working draft. University of Victoria, Victoria, BC, Canada **11**, 20 (2003)
23. Savage, C.: A survey of combinatorial Gray codes. *SIAM review* **39**(4), 605–629 (1997)
24. Sawada, J., Williams, A.: Greedy flipping of pancakes and burnt pancakes. *Discrete Applied Mathematics* **210**, 61–74 (2016)
25. Sedgewick, R.: Permutation generation methods. *ACM Computing Surveys (CSUR)* **9**(2), 137–164 (1977)
26. Stedman, F.: *Campanalogia: or the Art of Ringing Improved, With plain and easie rules to guide the Practitioner in the Ringing all kinds of Changes, To Which is added, great variety of New Peals*. London (1677)
27. Steinhaus, H.: *One hundred problems in elementary mathematics*. Courier Corporation (1979)
28. Stigler, S.M.: Stigler’s law of eponymy. *Transactions of the New York academy of sciences* **39**(1 Series II), 147–157 (1980)
29. Suzuki, Y., Sawada, N., Kaneko, K.: Hamiltonian cycles and paths in burnt pancake graphs. In: *Proceedings of the ISCA 18th International Conference on Parallel and Distributed Computing Systems*. pp. 85–90 (2005)
30. Trotter, H.F.: Algorithm 115: perm. *Communications of the ACM* **5**(8), 434–435 (1962)

31. Williams, A.: $O(1)$ -time unsorting by prefix-reversals in a boustrophedon linked list. In: Fun with Algorithms: 5th International Conference, FUN 2010, Ischia, Italy, June 2-4, 2010. Proceedings 5. pp. 368–379. Springer (2010)
32. Williams, A.: The greedy Gray code algorithm. In: Algorithms and Data Structures: 13th International Symposium, WADS 2013, London, ON, Canada, August 12-14, 2013. Proceedings 13. pp. 525–536. Springer (2013)
33. Zaks, S.: A new algorithm for generation of permutations. BIT Numerical Mathematics **24**(2), 196–204 (1984)

A Python Implementation

```
# Flip sign of value v in signed permutation p with unsigned inverse q
def flip(p, q, v): # with 1-based indexing; p[0] and q[0] are ignored.
    p[q[v]] = -p[q[v]]
    return p, q
```

```
# 2-twists value v to the left / right using delta = -1 / delta = 1
def twist(p, q, v, delta): # with 1-based indexing into both p and q.
    pos = q[v] # Use inverse to get the position of value v.
    u = abs(p[pos+delta]) # Get value to the left or right of value v.
    p[pos], p[pos+delta] = -p[pos+delta], -p[pos] # Twist u and v.
    q[v], q[u] = pos+delta, pos # Update unsigned inverse.
    return p, q # Return signed permutation and its unsigned inverse.
```

```
# Generate each signed permutation in worst-case O(1)-time.
def twisted(n):
    m = 2*n-1 # The mixed-radix bases are n, n-1, ..., 2, 1, 2, ..., 2.
    bases = tuple(range(n,1,-1)) + (2,) * n # but the 1 is omitted.
    word = [0] * m # The mixed-radix word is initially 0^m.
    dirs = [1] * m # Direction of change for digits in word.
    focus = list(range(m+1)) # Focus pointers select digits to change.
    flips = [lambda p,q,v=v: flip(p,q,v) for v in range(n,0,-1)]
    twistsL = [lambda p,q,v=v: twist(p,q,v,-1) for v in range(n,1,-1)]
    twistsR = [lambda p,q,v=v: twist(p,q,v, 1) for v in range(n,1,-1)]
    fns = [None] + twistsL + flips + flips[-1::-1] + twistsR[-1::-1]
    p = [None] + list(range(1,n+1)) # To use 1-based indexing we set
    q = [None] + list(range(1,n+1)) # and ignore p[0] = q[0] = None.
    yield p[1:] # Pause the function and return signed permutation p.
    while focus[0] < m: # Continue if the digit to change is in word.
        index = focus[0] # The index of the digit to change in word.
        focus[0] = 0 # Reset the first focus pointer.
        word[index] += dirs[index] # Adjust the digit using its direction.
        change = dirs[index] * (index+1) # Note: change can be negative.
        if word[index] == 0 or word[index] == bases[index]-1: # If the
            focus[index] = focus[index+1] # mixed-radix word's digit is at
            focus[index+1] = index+1 # its min or max value, then update
            dirs[index] = -dirs[index] # focus pointers, change direction.
        p, q = fns[change](p, q) # Apply twist or flip encoded by change.
        yield p[1:]
```

```
# Demonstrating the use of our twisted function for n = 4.
for p in twisted(4): print(p) # Print all 2^n n! signed permutations.
```