

HalluciDoctor: Mitigating Hallucinatory Toxicity in Visual Instruction Data

Qifan Yu¹ Juncheng Li^{1†} Longhui Wei² Liang Pang³ Wentao Ye¹ Bosheng Qin¹
Siliang Tang¹ Qi Tian² Yueting Zhuang¹

¹Zhejiang University, ²Huawei Cloud, ³Institute of Computing Technology, Chinese Academy of Sciences
{yuqifan, junchengli, bsqin, siliang, yzhuang}@zju.edu.cn
{weilonghui1, tian.qil}@huawei.com, pangliang@ict.ac.cn

Abstract

Multi-modal Large Language Models (MLLMs) tuned on machine-generated instruction-following data have demonstrated remarkable performance in various multi-modal understanding and generation tasks. However, the hallucinations inherent in machine-generated data, which could lead to hallucinatory outputs in MLLMs, remain under-explored. This work aims to investigate various hallucinations (i.e., object, relation, attribute hallucinations) and mitigate those hallucinatory toxicities in large-scale machine-generated visual instruction datasets. Drawing on the human ability to identify factual errors, we present a novel hallucination detection and elimination framework, **HalluciDoctor**, based on the cross-checking paradigm. We use our framework to identify and eliminate hallucinations in the training data automatically. Interestingly, **HalluciDoctor** also indicates that spurious correlations arising from long-tail object co-occurrences contribute to hallucinations. Based on that, we execute counterfactual visual instruction expansion to balance data distribution, thereby enhancing MLLMs’ resistance to hallucinations. Comprehensive experiments on hallucination evaluation benchmarks show that our method successfully mitigates 44.6% hallucinations relatively and maintains competitive performance compared to LLaVA. The data and code for this paper are publicly available.¹

1. Introduction

Recently, Multi-modal Large Language Models (MLLMs) have made promising progress on multi-modal tasks, such as image captioning, visual question-answering, and visual conversations [2, 16, 17, 37]. Additionally, inspired by the impressive instruction-following capability of LLMs [5, 33, 36], several more powerful MLLMs [6, 18, 25, 42, 54] have recently emerged, extending instruction-tuning to the

Human Input: Write a detailed description of the given image.



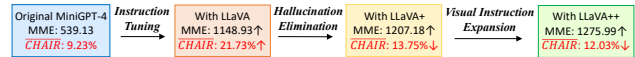
GPT Response: In the image, a group of people are gathered in a park flying kites. ... two people are prominently seen flying a red kite. The audience of onlookers is spread out in the park. Some chairs are placed around the park for people to sit and relax. Additionally, there are a few traffic lights visible, indicating that the park is situated near a road.

Object Hallucination: There is no traffic lights, while the Response mentions they are visible.

Relation Hallucination: A group of people are sitting and watching activities while the Response mentions that they are gathered for flying kites.

Attribute Hallucination: The kite is a mix of red and black and there is no visible road, while the Response mentions that the kite is only red and the park is near the road.

(a) Example of visual instruction data and various hallucinations within it



(b) The MLLM performance (MME score ↑) and the hallucinations in MLLMs (CHAIR ↓)

Figure 1. (a) On the top, we show an example of visual instruction and various hallucinatory toxicities within it. (b) At the bottom, we show that refined LLaVA++ from HalluciDoctor can alleviate hallucinatory toxicity to MLLM and improve its performance.

multi-modal space. Due to the scarcity of visual-language instruction-following data, recent research[25, 54] presents a data reformation approach, which leverages text-only LLMs conditioned on image captions and bounding boxes to create instruction-following data involving visual content. However, these visual instructions might include hallucinatory responses incongruent with the image content, as they are produced by text-only large language models. For instance, as shown in Figure 1 (a), the response in the visual instruction data includes object hallucinations such as “a few traffic lights” and relation hallucinations like “people gathered for flying kites” instead of “sitting and watching”. These hallucinatory responses may compromise the MLLM’s ability to perceive the real world accurately.

Motivated by this insight, we systematically define various kinds of hallucinations (i.e., object, relation, attribute hallucinations) and investigate them in visual instruction datasets. Using the widely used dataset LLaVA-Instruction-158K [25], we construct extended CHAIR metrics to comprehensively evaluate the impact of these visual instructions on modern MLLMs, considering both performance and hallucination issues. While instruction-tuning on LLaVA data

[†]Juncheng Li is the corresponding author.

¹<https://github.com/Yuqifan1117/HalluciDoctor>

improves MLLM performance, it significantly increases the probability of producing hallucinations (Figure 1 (b), original MiniGPT-4 v.s. with LLaVA finetuning). These observations confirm with recent studies [9, 19, 24] that current machine-generated instruction-following data contains massive pernicious hallucinations (32.6% in LLaVA) that cause MLLM to produce inaccurate outputs. This pushes us to focus on mitigating those hallucinatory toxicities.

Previous works mainly focus on collecting extra remedial training data [24, 27, 38] or utilize additional plug-in models [9, 22, 44] to mitigate the hallucinations during inference. LRV-Instruction [24] proposes to add extra negative instructions to increase the robustness of the MLLM against hallucinations. M-HalDetect [9] mitigates hallucinations by incorporating an additional trained reward model during the inference phase. However, these methods either raise training labor costs or prolong inference time. Moreover, they merely superficially suppress the hallucinatory output of MLLMs, largely neglecting the inherent hallucinatory toxicity in the visual instruction dataset, which causes the hallucinatory errors in existing MLLMs. This leads to sub-optimal hallucination elimination for MLLMs.

In contrast to the methods above, we aim to eradicate hallucinations in machine-generated visual instruction data. The primary challenge is how to accurately detect and remove various hallucinations from massive such data without manual annotations. For this, we propose a flexible Hallucination Detection and Elimination Framework, namely **HalluciDoctor**, which automatically detects various hallucinations in arbitrary positions and dispels them based on a cross-checking paradigm. The key insight is that when asked about the hallucinatory content of a given image, the responses from different MLLM experts typically tend to vary and can even contradict each other. Specifically, as shown in Figure 2, HalluciDoctor breaks the hallucination detection procedure into three sub-processes: 1) *Answer Chunks Extraction*: extract all answer chunks including objects, relations, and attributes by textual scene graph parsing as description-oriented answers; 2) *Answer-based Question Generation*: generate corresponding fine-grained questions with diverse types for each answer; 3) *Consistency Cross-Checking*: obtain image-oriented candidate answers from multiple MLLMs and cross-check the consistency between description-oriented answer chunks and their corresponding image-oriented answers. Subsequently, HalluciDoctor identifies those semantic chunks with consistency scores below a threshold as hallucinatory chunks. It eliminates these hallucination errors without disrupting the contextual semantics, resulting in the rectified dataset, LLaVA+. This significantly alleviates hallucinations in MLLMs (Figure 1 (b), with LLaVA v.s. with LLaVA+).

In our exploration of eliminating hallucinations in visual instruction data, we find that HalluciDoctor not only assists

in locating hallucinations but also indicates the spurious correlations causing them, which stem from the long-tail distribution of object co-occurrences. These spurious correlations can mislead MLLMs into erroneously inferring the presence of objects that do not exist in the images. Inspired by concepts of counterfactual generation [14, 20, 41, 49], we propose a seesaw-based strategy for counterfactual visual instruction expansion. It resolves this issue by balancing the long-tail object co-occurrence distribution through two collaborative factors, ultimately creating a more robust visual instruction dataset, LLaVA++. This enables MLLMs to concentrate on accurately perceiving the content of images instead of spurious associations, thereby strengthening their resistance to hallucinations and overall performance (Figure 1 (b), with LLaVA+ v.s. with LLaVA++).

Our main contributions are summarized as follows:

- To the best of our knowledge, we are the first to comprehensively investigate the severe hallucination toxicity in existing machine-generated visual instruction datasets.
- We propose a novel **HalluciDoctor** method to detect various hallucinations by a consistency cross-checking paradigm and dispel them in a low-resource way.
- Based on HalluciDoctor, we further automatically generate more counterfactual instruction data to improve the MLLMs’ resistance to hallucinations.
- Our empirical study confirms our method’s effectiveness in eliminating hallucinations in visual instruction data and improving MLLMs’ robustness.

2. Related works

2.1. Multi-modal Large Language Model

With the remarkable generalizability of LLMs in a zero-shot setting [31, 39, 40, 52], early works integrating LLMs with visual modality have demonstrated impressive visual-language understanding ability [10, 15, 17, 37, 45]. Recently, more powerful MLLMs [3, 6, 18, 30, 42, 43, 54] have emerged to mimic human perceptual capabilities for unseen vision-language tasks. Generally, MLLMs align the vision encoder into the LLM by a cross-modal alignment network (*e.g.*, a linear projection layer in MiniGPT-4 [54], a visual abstractor in mPLUG-Owl [42], and Q-former in InstructBLIP [6]). The training process of MLLMs mainly contains two stages: the first pre-training and the second multi-modal instruction tuning. Moreover, LLaVA [25] leverages powerful LLMs to obtain extensive visual instruction data, paving the way for acquiring the instruction-following ability of MLLMs. This is essential for constructing more powerful MLLMs in a low-resource way.

2.2. MLLM Hallucination

Although MLLMs have demonstrated remarkable performances in various VL tasks, they still suffer from the hallu-

ination phenomenon that textual outputs conflict with the visual content. Current research on MLLM hallucinations mainly focuses on the detection and elimination of hallucinations [9, 19, 22, 24, 38, 53]. [19] solely concentrates on object hallucinations and treats hallucination detection as a binary classification issue, limiting its evaluation for open-ended responses. HalDetect [9] identifies hallucinations by training a specialized classifier. But both methods need manual ground-truth answer collection and only consider the simplest object hallucinations. For hallucination mitigation within MLLMs, previous works generally either collect more high-quality data manually [24] or attach an extra correction model [9, 22, 38]. Furthermore, existing works solely concentrate on direct hallucinations in MLLM reasoning, ignoring the essential hallucinatory toxicity in the visual instruction data itself. Contrary to the methods above, we shift our attention to diverse hallucinations in the visual instruction data and devise an automated framework to detect and eliminate potential hallucinatory toxicity.

3. The Toxicity of Visual Instruction Data

Due to the scale limitation of multi-modal instruction-following data, there is a growing interest in self-generated instructions for MLLMs [25, 54]. However, since these visual instructions are generated by text-only GPT-4, they may contain numerous hallucinations, leading MLLMs to produce responses that inaccurately represent the images. To our knowledge, it is the first work to systematically analyze the hallucinatory toxicity of visual instruction datasets.

3.1. Hallucination Metrics

To better analyze hallucinatory toxicity in the dataset, we first categorize three types of hallucinations frequently appearing in it: 1) *object hallucination* is the object that appears in the description but not in the image. 2) *relation hallucination* involves the relation between corresponding objects that exhibits inconsistency between descriptions and images. 3) *attribute hallucination* refers to inaccurate object properties in the description, such as size, color, and states.

The current popular metric CHAIR [34] only calculates the proportion of nonexistent objects in the description. Thus, we extend the naive CHAIR metric into more complex scenarios to evaluate various hallucinations. Initially, we incorporate synonym lists into annotated objects and phrases, forming an enhanced ground truth set. Subsequently, we split the description into sentences and extracted all objects, relations, and attributes for a comprehensive assessment. The extended CHAIR metric then calculates the ratio of sentences containing hallucinatory elements not present in the image. Accordingly, the definition of extended CHAIR, including CHAIR_{obj}, CHAIR_{rel}, and

| Dataset | #Samples | CHAIR _{obj} ↓ | CHAIR _{rel} ↓ | CHAIR _{attri} ↓ | Length |
|------------------------------|----------|------------------------|------------------------|--------------------------|--------|
| LLaVA [25] | 158K | 28.1 | 36.0 | 33.7 | 96.1 |
| LLaVA+ | 158K | 8.3 | 20.7 | 17.1 | 87.8 |
| MiniGPT4-Instruction [54] | 3.5K | 22.6 | 35.6 | 31.6 | 70.8 |
| MiniGPT4-Instruction+ | 3.5K | 13.3 | 21.7 | 23.8 | 61.8 |

Table 1. The statistics of three types of hallucinations in visual instruction datasets and comparison with their corresponding rectified version by HalluciDoctor (**bolded rows**).

CHAIR_{attri}, is delineated as follows:

$$\text{CHAIR}_{obj} = \frac{|\{\text{sentences with nonexistent object}\}|}{|\{\text{all sentences}\}|} \quad (1)$$

$$\text{CHAIR}_{rel} = \frac{|\{\text{sentences with nonexistent relation}\}|}{|\{\text{all sentences}\}|} \quad (2)$$

$$\text{CHAIR}_{attri} = \frac{|\{\text{sentences with nonexistent attribute}\}|}{|\{\text{all sentences}\}|} \quad (3)$$

The higher CHAIR score indicates there exist more hallucinations in the description. Notably, we compute the CHAIR_{rel} and the CHAIR_{attri} only among existent objects to avoid misjudging compositional errors influenced by object hallucinations as additional hallucination errors.

3.2. Hallucinatory Toxicity Statistics

Utilizing our extended CHAIR metric designed for in-depth hallucination analysis, we meticulously examine the hallucination frequency within machine-generated visual instruction data. We concentrate on prevalent, machine-generated visual instruction datasets, namely LLaVA [25] and MiniGPT4-Instruction [54]. LLaVA consists of 158K distinct instruction-following samples generated by GPT-4 [30], while MiniGPT4-Instruction includes about 3.5K instances refined by ChatGPT [29] from detailed descriptions. To tackle the challenge of incomplete annotations in the above datasets, particularly regarding relations and attributes, we adopt GroundingDINO [26] to annotate objects and use the image-text similarity of BLIP [16] to judge the existence of relations and attributes. By incorporating these pseudo-labels, we thoroughly assess the hallucinatory toxicity in those datasets, as depicted in Table 1. It can be seen that machine-generated visual instruction data uniformly exhibit various distinct types of hallucinations. However, the proxy detection approach lacks flexibility in addressing a variety of unidentified hallucinations due to its reliance on accurate annotation. Therefore, we propose a general hallucination detection and elimination framework **HalluciDoctor** based on the consistency cross-checking paradigm to handle the potential hallucinations in the training data.

4. HalluciDoctor Framework

As illustrated in Figure 2, our HalluciDoctor framework consists of two primary modules. **Hallucination Cross-**

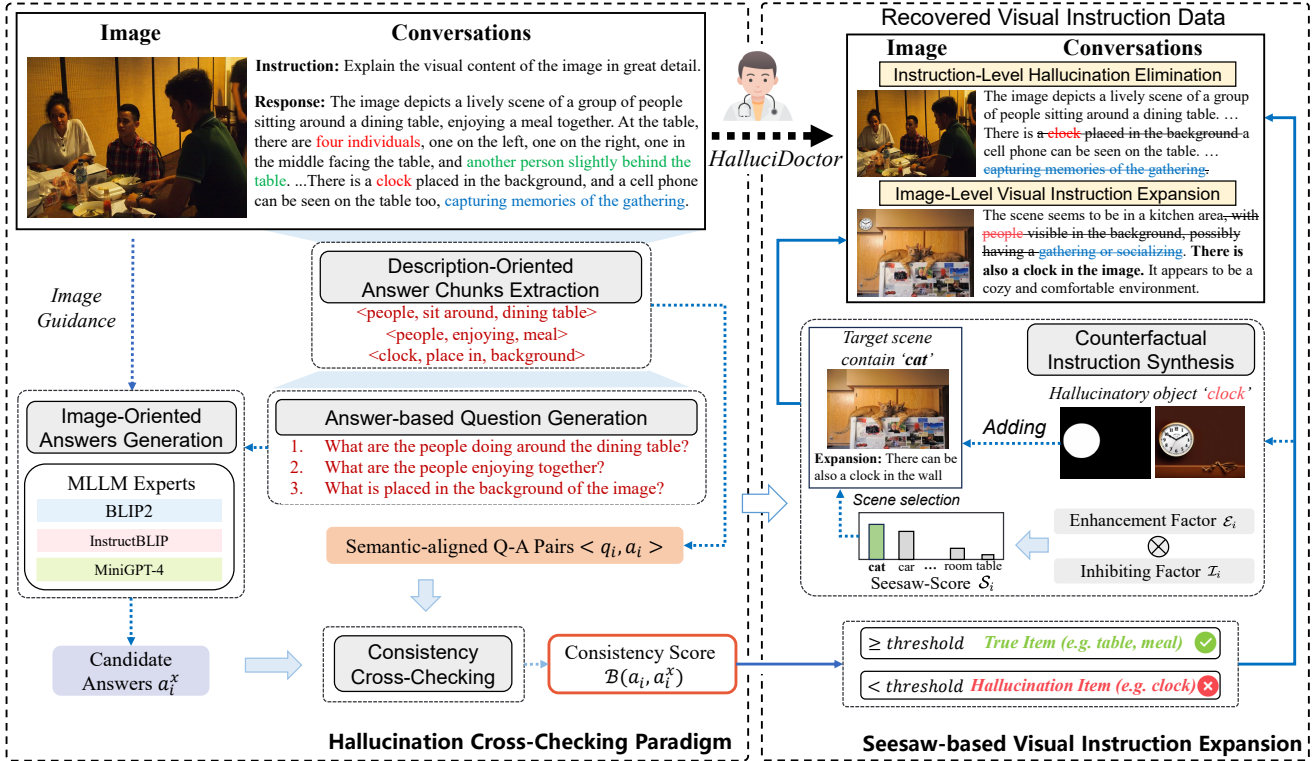


Figure 2. Overview of our proposed HalluciDoctor for automatically eliminating hallucinatory toxicity in visual instruction data and enhancing MLLM’s resistance to hallucinations. We summarize the process into four steps: (1) HalluciDoctor first extracts description-oriented answers for semantic analysis and formulates corresponding questions. (2) Image-oriented candidate answers for these questions are then gathered from various MLLMs. (3) HalluciDoctor will identify and remove hallucinatory chunks via consistency cross-checking. (4) Lastly, It creates counterfactual instructions guided by preceding steps to expand the dataset and mitigate hallucinations radically.

Check Paradigm is designed to probe and eliminate hallucinatory errors in the original visual instruction data. **Seesaw-based Visual Instruction Expansion** produces additional counterfactual visual instructions to reduce the hallucinatory effects caused by spurious correlations and strengthen the MLLMs’ resistance to hallucinations.

4.1. Hallucination Cross-Checking Paradigm

Overview. To exhaustively identify various types of hallucinations (*i.e.*, object hallucinations, relation hallucinations, attribute hallucinations) in the corresponding description of each image, we introduce a hallucination cross-checking paradigm. Our insight is to decompose this demanding detection task into several simpler answer consistency-checking tasks. This paradigm comprises three subtasks: answer chunks generation, question generation, and consistency cross-checking. Then, HalluciDoctor eliminates any detected hallucinations. More details are in Appendix B.

Answer Chunks Generation. Since the generated description contains massive concepts, we employ a textual scene graph parser [21] to extract description-oriented answer chunks to represent the specific semantics, including objects, attributes, and relations. Given an image I with

its instruction-following data (X_q, X_a) , where X_q is the instruction from human and X_a is the generated description from GPT-4. We extra all answer chunks from instruction-following data (X_q, X_a) together as follows,

$$A = \{a_1, \dots, a_n\} \quad (4)$$

where a_i represents the i^{th} answer chunk in the (X_q, X_a) .

Question Generation. Upon generating answer chunks, we construct corresponding questions, which are then used to derive image-oriented candidate answers. We employ LLM, like ChatGPT as potent question generators to encompass the wide diversity of answer chunks and question types. Thus, we can generate questions tailored to different answers, including concrete objects, abstract relations, and attribute descriptions as follows,

$$Q = \{q_1, \dots, q_n\} \quad (5)$$

where q_i represents the i^{th} question corresponding to a_i .

Consistency Cross-Checking. The consistency cross-checking step aims to verify the consistency between each answer chunk a_i and its corresponding content in the image. To obtain the specific image content, we use the generated

questions to derive image-oriented candidate answers based on MLLM experts (e.g., BLIP2 [17], InstructBLIP [6], and MiniGPT-4 [54]). Formally, let $\{\mathcal{F}_x\}$ denote an MLLM expert, the prompt template slotted with the reference image I and one question q_i is fed to the MLLM \mathcal{F}_x to produce the image-oriented candidate answer $a_i^x = \mathcal{F}_x(I, q_i)$. Once we collect image-oriented candidate answers $\{a_i^x\}$ for each answer chunk a_i , we will compare their consistency. We employ a Bert-based metric (i.e., BEM [4]) to evaluate their consistency since this metric provides more flexibility in the answer formulation than strictly hard matching. Let $\mathcal{B}(\cdot, \cdot | q)$ denote the BEM score between two answers according to the question, the final *ConScore* of the answer chunk a_i is calculated by voting as follows,

$$\text{ConScore}_i = \frac{1}{m} \sum_{x=1}^m \mathcal{B}(a_i, a_i^x) \quad (6)$$

where m denotes the number of MLLM experts. We will consider the answer chunk a_i as a hallucination when its *ConScore* < 0.5 . More discussion of BEM evaluation and threshold determination is presented in Appendix B.2.

Hallucination Elimination. Benefiting from the above subtasks, we can accurately locate hallucinatory chunks with their contexts. We employ ChatGPT to automatically remove the hallucinatory chunks based on the context and guarantee the coherence and harmony of the corresponding sentences. After this rectification process, we obtain more accurate visual instruction data by diminishing erroneous hallucinatory descriptions, denoted as LLaVA+. This step is designed to alleviate the hallucinatory toxicity in machine-generated visual instruction data for MLLM training.

4.2. Seesaw-based Visual Instruction Expansion

In our efforts to locate hallucinations within visual instruction data, we have observed a notable pattern: these hallucinations frequently occur alongside objects that often appear together due to the long-tail distribution of object co-occurrences. For instance, in visual datasets, commonly co-occurring objects like ‘cars’ and ‘roads’ may inadvertently lead to spurious correlations, resulting in hallucinations. Consequently, a model trained on such data might incorrectly infer the presence of a ‘car’ when encountering a ‘road’ even in images where such a pairing is absent. This misunderstanding is the root cause of many hallucinations in visual data. By integrating hallucinatory objects into tail scenes where they rarely appear, we introduce counterfactual interventions [32] to mitigate the spurious correlations among strongly associated objects.

However, selecting such scenes is challenging, as it requires balancing the rarity of co-occurrence with the hallucinatory objects and their contextual plausibility. To this end, we propose a seesaw-based strategy with an enhance-

ment factor and an inhibiting factor to adaptively select target scenes for counterfactual instruction expansion.

Enhancement Factor. Given an illusory object o in the response, we denote the object in the response that appears most frequently with o across all annotations as o^* and their co-occurrence frequency as n^* . The enhancement factor \mathcal{E}_i is designed to increase the weight of other objects o_i that rarely co-occur with o and is computed as follows,

$$\mathcal{E}_i = \begin{cases} \frac{n^*}{\max(n_i, 1)} & , \text{ if } n_i \leq n^* \\ 1 & , \text{ if } n_i > n^* \end{cases} \quad (7)$$

where n_i represents the co-occurrence frequency between the hallucinatory object o and other object o_i , and \mathcal{E}_i is inversely correlated with their co-occurrence frequency.

Inhibiting Factor. Although the enhancement factor effectively promotes the co-occurrence of the hallucinatory object with its infrequently co-occurring objects, it overlooks the contextual plausibility of these co-occurring pairs. Therefore, we introduce the inhibiting factor \mathcal{I}_i to suppress the weight of objects in rare combinations with the contextually relevant object o^* as follows,

$$\mathcal{I}_i = \begin{cases} \frac{m_i}{n^*} & , \text{ if } m_i \leq n^* \\ 1 & , \text{ if } m_i > n^* \end{cases} \quad (8)$$

where m_i represents the co-occurrence frequency between the o ’s most contextually relevant object o^* and other objects o_i . Once we obtain \mathcal{E}_i and \mathcal{I}_i , we calculate the Seesaw-Score \mathcal{S}_i as demonstrated below.

$$\mathcal{S}_i = \mathcal{E}_i * \mathcal{I}_i \quad (9)$$

In eq. 7-9, rare objects exhibit a higher \mathcal{E} , while reasonable combinations show a higher \mathcal{I} . In this way, we identify scenes containing objects with the highest seesaw scores as target scenes and integrate o into these scenes. We phrase its description as `There is also a/an {object} in the image` and create counterfactual instructions. Subsequently, we incorporate hallucinatory objects into suitable locations of target scenes guided by the bounding box, to facilitate the corresponding counterfactual image synthesis. The generated counterfactual instructions are then amalgamated with the rectified dataset, LLaVA+, to form a more robust dataset for MLLM instruction tuning, LLaVA++, thereby reducing the impact of spurious correlations on hallucinations. More details and analyses are in Appendix B.4.

5. Experiments

In this section, we present both qualitative and quantitative experimental results and corresponding analyses to assess HalluciDoctor’s superiority. Our focus primarily lies on detailed experiments regarding MLLM hallucinations (§ 5.2) and MLLM performance (§ 5.3), and based

| Model Type | Methods | Instance-level | | | Sentence-level | | |
|----------------|-----------------|------------------------|------------------------|--------------------------|------------------------|------------------------|--------------------------|
| | | CHAIR _{obj} ↓ | CHAIR _{rel} ↓ | CHAIR _{attri} ↓ | CHAIR _{obj} ↓ | CHAIR _{rel} ↓ | CHAIR _{attri} ↓ |
| Specific | Faithful Prompt | 9.3 | 11.1 | 14.1 | 23.2 | 24.8 | 25.5 |
| | LURC[53] | 5.7 | 7.6 | 13.3 | 16.0 | 22.8 | 28.5 |
| | VIGC[38] | 6.1 | 7.5 | 11.5 | 15.2 | 17.7 | 22.3 |
| Model-Agnostic | w/ LLaVA [25] | 12.0 | 12.2 | 10.1 | 35.0 | 34.8 | 26.3 |
| | w/ LRV [24] | 10.0 | 10.8 | 13.6 | 24.9 | 21.0 | 24.8 |
| | w/ LLaVA+ | 5.9 | 6.1 | 8.5 | 19.6 | 20.5 | 21.9 |
| | w/ LLaVA++ | 5.7 | 5.4 | 7.1 | 16.6 | 17.1 | 20.3 |
| | w/ LLaVA [25] | 10.6 | 10.0 | 10.3 | 32.6 | 32.0 | 29.1 |
| | w/ LRV [24] | 10.3 | 9.5 | 13.0 | 30.8 | 29.6 | 32.1 |
| mPLUG-Owl (7B) | w/ LLaVA+ | 7.6 | 7.1 | 8.0 | 22.2 | 21.1 | 24.2 |
| | w/ LLaVA++ | 6.4 | 5.5 | 6.7 | 19.3 | 17.6 | 16.5 |

Table 2. Comprehensive CHAIR evaluation results to show the recovery effect of hallucination elimination by HalluciDoctor for MLLMs.

on these aspects, we organize more comprehensive GPT-4 evaluations (§ 5.4) and human assessments (§ 5.5) to evaluate MLLMs’ open-ended capabilities precisely.

5.1. Experimental Setup

Model Setting. In this paper, we utilize the most widely used machine-generated visual instruction data LLaVA-158K [25] to conduct experiments. To provide a comprehensive evaluation, we thoroughly compare our HalluciDoctor (*w/ LLaVA+* and *w/ LLaVA++*, shown in the ■ of Table 2) with various SOTA methods tailored for alleviating hallucinations. We categorize those methods into two categories: (1) Specialized approaches. We incorporate some models requiring additional dedicated modules to mitigate hallucinations, including LURC[53] and VIGC [38], as well as employing explicit faithful prompts to constrain the generation of reliable instruction data (Faithful Prompt). (2) Model-agnostic baselines. They refer to plug-and-play methods for optimization at the dataset level and fine-tune MLLMs on the corresponding instruction data, including *w/ LLaVA* [25] and *w/ LRV* [24]. For model-agnostic baselines, we equip variant datasets with two popular MLLMs: MiniGPT-4 [54] and mPLUG-Owl [42]. We use the official pre-trained MLLM with the image-text alignment stage and only fine-tune it in the second stage for fair comparison.

5.2. Comparison of MLLM Hallucinations

To assess the toxicity of visual instruction data on MLLMs and the efficacy of HalluciDoctor in eliminating hallucinations, we compared MLLMs with HalluciDoctor against baseline models using our extended CHAIR benchmark. In addition to the sentence-level CHAIR evaluation mentioned above (*i.e.*, CHAIR_S), we further computed CHAIR at the instance-level (*i.e.*, CHAIR_I) by quantifying all nonexistent instances within a sentence to assess the overall distribution of hallucinations. Following previous works [19, 24], we randomly select 500 unique images from the intersection of MSCOCO [23] and Visual Genome [13] for a more detailed evaluation. Notably, these images were different from

the ones used in LLaVA-158k and contained various kinds of annotations. Subsequently, we prompt MLLMs with the instruction of Provide a detailed description of the given image to generate detailed captions of similar length. We compute CHAIR_{obj}, CHAIR_{rel}, and CHAIR_{attri} at two different levels and report the results in Table 2. Based on the observation of experimental results, we have summarized the following conclusions:

Visual instruction data has serious hallucinatory toxicity. We compare the MLLM fine-tuned with LLaVA against the original MLLM. The former is more susceptible to generating hallucinations, particularly in object perception. This confirms our previous analysis of the hallucinatory toxicity in visual instruction data, further emphasizing the necessity to eliminate hallucinations therein.

Our HalluciDoctor can be flexibly equipped to different MLLMs for hallucination elimination. We utilize HalluciDoctor to eliminate hallucinations and obtain the LLaVA+. For hallucination evaluation, we integrate this rectified dataset into two backbone models, MiniGPT-4 [54] and mPLUG-Owl [42]. Despite the model diversity, MLLMs with LLaVA+ can consistently reduce the probability of various hallucinations (average reduction of 4.6% / 11.4% in MiniGPT-4 and 2.7% / 8.7% in mPLUG-Owl in two metric levels). The results confirm that our HalluciDoctor, by effectively reducing hallucination errors in visual instruction data (as shown in the bolded rows in Table 1), can alleviate hallucinatory outputs in MLLMs, thereby enhancing their reliability in the real world.

Compared with other model-agnostic methods, our HalluciDoctor outperforms all of them for hallucination elimination. Specifically, MLLMs fine-tuned on LLaVA+ exhibit fewer hallucinations among all three types compared to those trained on the meticulously curated SOTA dataset LRV-Instruction [24], especially for more challenging attribute hallucinations (8.5% v.s. 13.6% in instance-level of MiniGPT-4). Similar results are also observed in the closed-ended POPE evaluation [19], with detailed analysis in Appendix C.2. It indicates that our HalluciDoctor

| Model Type | | Methods | Perception | Cognition |
|---------------|----------------|-----------------|----------------|---------------|
| MME Benchmark | Specific | Faithful Prompt | 696.34 | 293.57 |
| | | LURC[53] | 904.61 | 254.13 |
| | | VIGCI[38] | 879.35 | 221.79 |
| | MiniGPT4 (7B) | w/ LLaVA [25] | 859.64 | 289.29 |
| | | w/ LRV [24] | 870.12 | 291.79 |
| | | w/ LLaVA+ | 889.32 | 317.86 |
| | | w/ LLaVA++ | 955.28 | 320.71 |
| | mPLUG-Owl (7B) | w/ LLaVA | 967.34 | 276.07 |
| | | w/ LRV [24] | 1008.57 | 263.93 |
| | | w/ LLaVA+ | 1043.19 | 282.14 |
| | | w/ LLaVA++ | 1114.34 | 302.86 |

Table 3. Results on MME evaluation [8] of MiniGPT4-7B and mPLUG-Owl-7B. The performance is measured by the sum of the subtasks’ scores, where the best score for each partition is bolded.

effectively eliminates massive hallucinations in machine-generated data, constructing higher-quality visual instructions to mitigate hallucinatory toxicity in MLLMs.

Visual instruction expansion can effectively reduce hallucinations caused by spurious correlations. With the help of LLaVA++, MLLM obtained fewer object hallucinations than LLaVA+ (17.1% v.s. 20.5% in sentence-level CHAIR_{rel}). It suggests that expanded counterfactual instructions can equalize the long-tail distribution of object co-occurrences, reducing MLLMs’ inclination towards incorrect associations. Remarkably, the MLLM fine-tuned on LLaVA++ exhibited the fewest hallucinations across all metrics, highlighting the superiority of HalluciDoctor in enhancing model reliability. To further mitigate the impact of long-tail distributions, it is also promising to incorporate contrastive learning [48] with counterfactual interventions.

5.3. Comparison of MLLM Performance

While the extended CHAIR evaluation affirms HalluciDoctor’s efficacy in hallucination elimination, a well-rounded analysis of its impact on MLLM performance remains to be conducted. Therefore, we conduct quantitative analysis on the MME benchmark [8], which evaluates the perception and cognition abilities of MLLMs on 14 subtasks. This setup converts human annotations into a series of “yes or no” questions and measures MLLM performance by calculating the total accuracy score. Table 3 summarizes the cognitive and perceptual performance of MLLMs fine-tuning on different datasets. Compared to LLaVA, LLaVA+ not only mitigates hallucinations but also achieves higher MLLM performance (1207.18 v.s. 1148.93). In comparison to LRV-Instruction [24], LLaVA+ performs better than this SOTA method, even with fewer visual instructions. This indicates that HalluciDoctor still preserves the accurate elements when eliminating hallucinations in visual instructions for better instruction alignment. Additionally, LLaVA++ offers more challenging counterfactual instructions for better generalization. With the aid of LLaVA++, both fine-tuned MLLMs experience further improvement

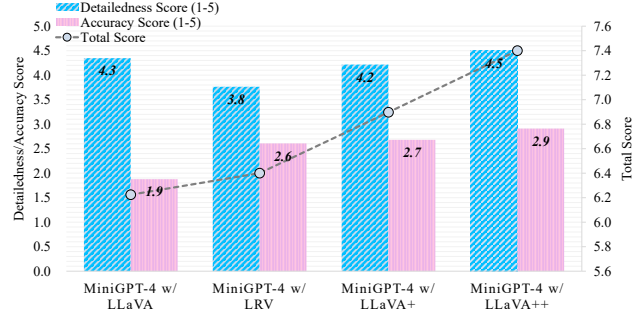


Figure 3. Evaluation scores of detailedness and accuracy for descriptions from MiniGPT-4 with different setups. We visualized the total scores using a gray line, where higher scores indicate more detailed descriptions and fewer hallucinations.

than LLaVA (+127.06 / +173.79 in overall performance).

5.4. GPT-4 Evaluation

Empirically, there is a trade-off between the diversity of descriptions generated by MLLMs and the frequency of hallucinations. To strike a balanced evaluation between hallucinations and performance, we employ GPT-4 for a comprehensive assessment, comparing detailedness and accuracy in descriptions generated by MLLMs. In Figure 3, we visualize the GPT-4 evaluation scores under different MLLM settings. On the one hand, LLaVA significantly enriches descriptive content but at the cost of increased hallucinations. On the other hand, LRV-Instruction [24] reduces such hallucinatory errors at the expense of descriptive diversity, thus constraining the generative potential of the model. In contrast, our HalluciDoctor outperforms other models on a total score, indicating that it can eliminate hallucinations while preserving MLLM’s ability to output diverse descriptions.

5.5. Human Evaluation

To more comprehensively assess the open-ended capabilities of MLLMs, we further conduct human evaluations using the OwlEval benchmark. OwlEval [42] is another open-ended evaluation set with 82 artificially constructed questions. We quantified responses from all models on the 3-0 scale (aligned with option A-D in the official setting), calculating quality and accuracy scores based on the relevance of the response to the question and the precision of the description, respectively. Additionally, we computed the score variance among each MLLM’s responses to evaluate model stability. We show the visualized results for all MLLMs in Figure 5. We observe that MLLMs fine-tuned with LLaVA++ achieve the highest accuracy scores regarding image content while maintaining fidelity to the corresponding questions. This suggests that HalluciDoctor effectively reduces hallucinations without compromising response quality, adeptly addressing a wide range of open-domain questions rather than limiting response length.

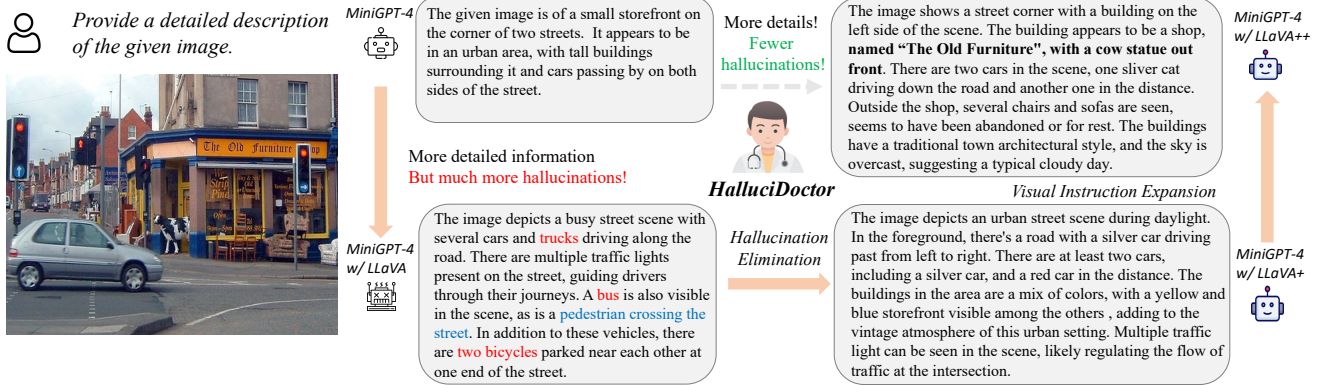


Figure 4. A case study comparing the levels of MLLM hallucination after fine-tuning on various instruction data.

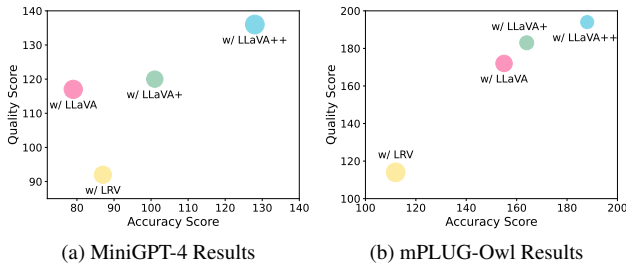


Figure 5. Quality score (y-axis, higher is better), accuracy score (x-axis, higher is better), and the stability (circle sizes, smaller is better) of MLLMs' responses on OwlEval benchmark.

5.6. In-depth Analysis

Robustness Analysis of HalluciDoctor. Additionally, we investigated the robustness of HalluciDoctor when applied to other machine-generated datasets, such as MiniGPT4-Instruction [54]. As illustrated in Table 4, HalluciDoctor similarly reduces hallucination frequency and enhances model performance, demonstrating our method's robustness across various machine-generated visual instructions.

Analysis of Instruction Expansion Factors. To dissect the influence of various factors in our counterfactual instruction expansion, we incrementally removed them and presented the associated results in Figure 6. The absence of enhancement factors for balancing tail co-occurrences leads MLLMs to more hallucinations, while the lack of inhibitory factors leads to excessive unreasonable instructions, diminishing MLLM performance in contextual understanding.

Visualization Results. In Figure 4, we present a case where MLLM progressively enhances response quality after HalluciDoctor mitigates the hallucinatory toxicity from visual instruction data. In this case, HalluciDoctor effectively reduces hallucinatory toxicity introduced by LLaVA (e.g., pedestrian crossing the street). Furthermore, with the aid of the more robust LLaVA++, MLLMs reduce the impact of specious correlations and enhance the perception of fine-grained (e.g., shop's name) and unusual content (e.g., cow out front of shop). More case analyses are in Appendix D.

| Dataset | CHAIR (%) | | MME Performance | |
|---------------------------|----------------------|----------------------|-----------------|---------------|
| | CHAIR _I ↓ | CHAIR _S ↓ | Perception ↑ | Cognition ↑ |
| MiniGPT4-Instruction [54] | 9.2 | 23.7 | 616.41 | 232.71 |
| MiniGPT4-Instruction+ | 8.4 | 18.6 | 659.67 | 255.03 |
| MiniGPT4-Instruction++ | 5.9 | 15.2 | 696.96 | 282.86 |

Table 4. CHAIR results and MME performance of applying HalluciDoctor on MiniGPT4-Instruction Dataset [54].

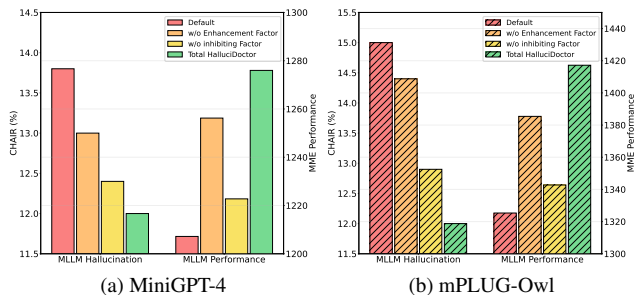


Figure 6. Ablation study of two factors in HalluciDoctor.

6. Conclusions

In this paper, we initially delve deep into the underlying hallucination phenomena in machine-generated visual instruction data. We introduce a flexible framework, HalluciDoctor, that exploits a question-based cross-checking paradigm to detect and eliminate potential hallucinations automatically. Additionally, we pinpoint the co-occurrence issue leading to hallucinations and augment the MLLMs' resistance to such errors through the expansion of counterfactual instruction. The extensive experimental results by both automatic metrics and human evaluations demonstrate the superiority of our approach in dispelling various hallucinations and retaining MLLM's open-ended capabilities.

Acknowledgment. This work was supported by the National Natural Science Foundation of China (U2336212), Key Research and Development Projects in Zhejiang Province (No. 2024C01106), the National Key Research and Development Project of China (2018AAA0101900), and Research funding from FinVolution Group. We thank all the reviewers for their valuable comments.

References

- [1] Harsh Agrawal, Karan Desai, Yufei Wang, Xinlei Chen, Rishabh Jain, Mark Johnson, Dhruv Batra, Devi Parikh, Stefan Lee, and Peter Anderson. Nocaps: Novel object captioning at scale. In *Proceedings of the IEEE/CVF international conference on computer vision*, pages 8948–8957, 2019. 2
- [2] Jean-Baptiste Alayrac, Jeff Donahue, Pauline Luc, Antoine Miech, Iain Barr, Yana Hasson, Karel Lenc, Arthur Mensch, Katherine Millican, Malcolm Reynolds, et al. Flamingo: a visual language model for few-shot learning. *Advances in Neural Information Processing Systems*, 35:23716–23736, 2022. 1
- [3] Jinze Bai, Shuai Bai, Shusheng Yang, Shijie Wang, Sinan Tan, Peng Wang, Junyang Lin, Chang Zhou, and Jingren Zhou. Qwen-vl: A frontier large vision-language model with versatile abilities. *arXiv preprint arXiv:2308.12966*, 2023. 2
- [4] Jannis Bulian, Christian Buck, Wojciech Gajewski, Benjamin Boerschinger, and Tal Schuster. Tomayto, tomahto. beyond token-level answer equivalence for question answering evaluation. *arXiv preprint arXiv:2202.07654*, 2022. 5
- [5] Wei-Lin Chiang, Zhuohan Li, Zi Lin, Ying Sheng, Zhanghao Wu, Hao Zhang, Lianmin Zheng, Siyuan Zhuang, Yonghao Zhuang, Joseph E Gonzalez, et al. Vicuna: An open-source chatbot impressing gpt-4 with 90%* chatgpt quality. See <https://vicuna.lmsys.org> (accessed 14 April 2023), 2023. 1
- [6] Wenliang Dai, Junnan Li, Dongxu Li, Anthony Meng Huat Tiong, Junqi Zhao, Weisheng Wang, Boyang Li, Pascale Fung, and Steven Hoi. Instructblip: Towards general-purpose vision-language models with instruction tuning, 2023. 1, 2, 5
- [7] Shangbin Feng, Vidhisha Balachandran, Yuyang Bai, and Yulia Tsvetkov. Factkb: Generalizable factuality evaluation using language models enhanced with factual knowledge. *arXiv preprint arXiv:2305.08281*, 2023. 1
- [8] Chaoyou Fu, Peixian Chen, Yunhang Shen, Yulei Qin, Mengdan Zhang, Xu Lin, Zhenyu Qiu, Wei Lin, Jinrui Yang, Xiawu Zheng, et al. Mme: A comprehensive evaluation benchmark for multimodal large language models. *arXiv preprint arXiv:2306.13394*, 2023. 7
- [9] Anisha Gunjal, Jihan Yin, and Erhan Bas. Detecting and preventing hallucinations in large vision language models. *arXiv preprint arXiv:2308.06394*, 2023. 2, 3
- [10] Jiaxian Guo, Junnan Li, Dongxu Li, Anthony Meng Huat Tiong, Boyang Li, Dacheng Tao, and Steven Hoi. From images to textual prompts: Zero-shot visual question answering with frozen large language models. In *Proceedings of the IEEE/CVF Conference on Computer Vision and Pattern Recognition*, pages 10867–10877, 2023. 2
- [11] Edward J Hu, Yelong Shen, Phillip Wallis, Zeyuan Allen-Zhu, Yuanzhi Li, Shean Wang, Lu Wang, and Weizhu Chen. Lora: Low-rank adaptation of large language models. *arXiv preprint arXiv:2106.09685*, 2021. 2
- [12] Drew A Hudson and Christopher D Manning. Gqa: A new dataset for real-world visual reasoning and compositional question answering. In *Proceedings of the IEEE/CVF conference on computer vision and pattern recognition*, pages 6700–6709, 2019. 2
- [13] Ranjay Krishna, Yuke Zhu, Oliver Groth, Justin Johnson, Kenji Hata, Joshua Kravitz, Stephanie Chen, Yannis Kalantidis, Li-Jia Li, David A Shamma, et al. Visual genome: Connecting language and vision using crowdsourced dense image annotations. *International journal of computer vision*, 123(1):32–73, 2017. 6, 2
- [14] Tiep Le, Vasudev Lal, and Phillip Howard. Cocomcounterfactuals: Automatically constructed counterfactual examples for image-text pairs. *arXiv preprint arXiv:2309.14356*, 2023. 2
- [15] Bo Li, Yuanhan Zhang, Liangyu Chen, Jinghao Wang, Jingkang Yang, and Ziwei Liu. Otter: A multi-modal model with in-context instruction tuning. *arXiv preprint arXiv:2305.03726*, 2023. 2
- [16] Junnan Li, Dongxu Li, Caiming Xiong, and Steven Hoi. Blip: Bootstrapping language-image pre-training for unified vision-language understanding and generation. In *International Conference on Machine Learning*, pages 12888–12900. PMLR, 2022. 1, 3
- [17] Junnan Li, Dongxu Li, Silvio Savarese, and Steven Hoi. Blip-2: Bootstrapping language-image pre-training with frozen image encoders and large language models. *arXiv preprint arXiv:2301.12597*, 2023. 1, 2, 5
- [18] Juncheng Li, Kaihang Pan, Zhiqi Ge, Minghe Gao, Hanwang Zhang, Wei Ji, Wenqiao Zhang, Tat-Seng Chua, Siliang Tang, and Yueting Zhuang. Fine-tuning multimodal llms to follow zero-shot demonstrative instructions. In *The Twelfth International Conference on Learning Representations*, 2023. 1, 2
- [19] Yifan Li, Yifan Du, Kun Zhou, Jinpeng Wang, Wayne Xin Zhao, and Ji-Rong Wen. Evaluating object hallucination in large vision-language models. *arXiv preprint arXiv:2305.10355*, 2023. 2, 3, 6
- [20] Yongqi Li, Mayi Xu, Xin Miao, Shen Zhou, and Tiejun Qian. Large language models as counterfactual generator: Strengths and weaknesses. *arXiv preprint arXiv:2305.14791*, 2023. 2
- [21] Zhuang Li, Yuyang Chai, Terry Zhuo Yue, Lizhen Qu, Gholamreza Haffari, Fei Li, Donghong Ji, and Quan Hung Tran. Factual: A benchmark for faithful and consistent textual scene graph parsing. *arXiv preprint arXiv:2305.17497*, 2023. 4
- [22] Ning Liao, Shaofeng Zhang, Renqiu Xia, Bo Zhang, Min Cao, Yu Qiao, and Junchi Yan. Revo-lion: Evaluating and refining vision-language instruction tuning datasets. *arXiv preprint arXiv:2310.06594*, 2023. 2, 3
- [23] Tsung-Yi Lin, Michael Maire, Serge Belongie, James Hays, Pietro Perona, Deva Ramanan, Piotr Dollár, and C Lawrence Zitnick. Microsoft coco: Common objects in context. In *European conference on computer vision*, pages 740–755. Springer, 2014. 6, 2
- [24] Fuxiao Liu, Kevin Lin, Linjie Li, Jianfeng Wang, Yaser Yacoob, and Lijuan Wang. Aligning large multi-modal model with robust instruction tuning. *arXiv preprint arXiv:2306.14565*, 2023. 2, 3, 6, 7

- [25] Haotian Liu, Chunyuan Li, Qingyang Wu, and Yong Jae Lee. Visual instruction tuning. *arXiv preprint arXiv:2304.08485*, 2023. **1, 2, 3, 6, 7**
- [26] Shilong Liu, Zhaoyang Zeng, Tianhe Ren, Feng Li, Hao Zhang, Jie Yang, Chunyuan Li, Jianwei Yang, Hang Su, Jun Zhu, et al. Grounding dino: Marrying dino with grounded pre-training for open-set object detection. *arXiv preprint arXiv:2303.05499*, 2023. **3, 1, 2**
- [27] Jiaying Lu, Jinmeng Rao, Kezhen Chen, Xiaoyuan Guo, Yawen Zhang, Baochen Sun, Carl Yang, and Jie Yang. Evaluation and mitigation of agnosia in multimodal large language models. *arXiv preprint arXiv:2309.04041*, 2023. **2**
- [28] Kenneth Marino, Mohammad Rastegari, Ali Farhadi, and Roozbeh Mottaghi. Ok-vqa: A visual question answering benchmark requiring external knowledge. In *Proceedings of the IEEE/cvf conference on computer vision and pattern recognition*, pages 3195–3204, 2019. **2**
- [29] OpenAI. ChatGPT. <https://openai.com/blog/chatgpt/>, 2023. **3, 1**
- [30] OpenAI. GPT-4. <https://openai.com/gpt-4>, 2023. **2, 3**
- [31] Long Ouyang, Jeffrey Wu, Xu Jiang, Diogo Almeida, Carroll Wainwright, Pamela Mishkin, Chong Zhang, Sandhini Agarwal, Katarina Slama, Alex Ray, et al. Training language models to follow instructions with human feedback. *Advances in Neural Information Processing Systems*, 35: 27730–27744, 2022. **2**
- [32] Nick Pawlowski, Daniel Coelho de Castro, and Ben Glocker. Deep structural causal models for tractable counterfactual inference. *Advances in neural information processing systems*, 33:857–869, 2020. **5**
- [33] Baolin Peng, Chunyuan Li, Pengcheng He, Michel Galley, and Jianfeng Gao. Instruction tuning with gpt-4. *arXiv preprint arXiv:2304.03277*, 2023. **1**
- [34] Anna Rohrbach, Lisa Anne Hendricks, Kaylee Burns, Trevor Darrell, and Kate Saenko. Object hallucination in image captioning. *arXiv preprint arXiv:1809.02156*, 2018. **3**
- [35] Robin Rombach, Andreas Blattmann, Dominik Lorenz, Patrick Esser, and Björn Ommer. High-resolution image synthesis with latent diffusion models. In *Proceedings of the IEEE/CVF Conference on Computer Vision and Pattern Recognition*, pages 10684–10695, 2022. **1**
- [36] Hugo Touvron, Louis Martin, Kevin Stone, Peter Albert, Amjad Almahairi, Yasmine Babaei, Nikolay Bashlykov, Soumya Batra, Prajjwal Bhargava, Shruti Bhosale, et al. Llama 2: Open foundation and fine-tuned chat models. *arXiv preprint arXiv:2307.09288*, 2023. **1**
- [37] Maria Tsimpoukelli, Jacob L Menick, Serkan Cabi, SM Eslami, Oriol Vinyals, and Felix Hill. Multimodal few-shot learning with frozen language models. *Advances in Neural Information Processing Systems*, 34:200–212, 2021. **1, 2**
- [38] Bin Wang, Fan Wu, Xiao Han, Jiahui Peng, Huaping Zhong, Pan Zhang, Xiaoyi Dong, Weijia Li, Wei Li, Jiaqi Wang, et al. Vigc: Visual instruction generation and correction. *arXiv preprint arXiv:2308.12714*, 2023. **2, 3, 6, 7**
- [39] Yizhong Wang, Yeganeh Kordi, Swaroop Mishra, Alisa Liu, Noah A Smith, Daniel Khoshabi, and Hannaneh Hajishirzi. Self-instruct: Aligning language model with self generated instructions. *arXiv preprint arXiv:2212.10560*, 2022. **2**
- [40] Jason Wei, Xuezhi Wang, Dale Schuurmans, Maarten Bosma, Fei Xia, Ed Chi, Quoc V Le, Denny Zhou, et al. Chain-of-thought prompting elicits reasoning in large language models. *Advances in Neural Information Processing Systems*, 35:24824–24837, 2022. **2**
- [41] Zhaofeng Wu, Linlu Qiu, Alexis Ross, Ekin Akyürek, Boyuan Chen, Bailin Wang, Najoung Kim, Jacob Andreas, and Yoon Kim. Reasoning or reciting? exploring the capabilities and limitations of language models through counterfactual tasks. *arXiv preprint arXiv:2307.02477*, 2023. **2**
- [42] Qinghao Ye, Haiyang Xu, Guohai Xu, Jiabo Ye, Ming Yan, Yiyang Zhou, Junyang Wang, Anwen Hu, Pengcheng Shi, Yaya Shi, et al. mplug-owl: Modularization empowers large language models with multimodality. *arXiv preprint arXiv:2304.14178*, 2023. **1, 2, 6, 7**
- [43] Shukang Yin, Chaoyou Fu, Sirui Zhao, Ke Li, Xing Sun, Tong Xu, and Enhong Chen. A survey on multimodal large language models. *arXiv preprint arXiv:2306.13549*, 2023. **2**
- [44] Shukang Yin, Chaoyou Fu, Sirui Zhao, Tong Xu, Hao Wang, Dianbo Sui, Yunhang Shen, Ke Li, Xing Sun, and Enhong Chen. Woodpecker: Hallucination correction for multimodal large language models. *arXiv preprint arXiv:2310.16045*, 2023. **2**
- [45] Qifan Yu, Juncheng Li, Yu Wu, Siliang Tang, Wei Ji, and Yueting Zhuang. Visually-prompted language model for fine-grained scene graph generation in an open world. In *Proceedings of the IEEE/CVF International Conference on Computer Vision*, pages 21560–21571, 2023. **2**
- [46] Qifan Yu, Juncheng Li, Wentao Ye, Siliang Tang, and Yueting Zhuang. Interactive data synthesis for systematic vision adaptation via llms-aigcs collaboration. *arXiv preprint arXiv:2305.12799*, 2023. **1**
- [47] Yuheng Zha, Yichi Yang, Ruichen Li, and Zhiting Hu. Alignscore: Evaluating factual consistency with a unified alignment function. *arXiv preprint arXiv:2305.16739*, 2023. **1**
- [48] An Zhang, Wenchang Ma, Xiang Wang, and Tat-Seng Chua. Incorporating bias-aware margins into contrastive loss for collaborative filtering. *Advances in Neural Information Processing Systems*, 35:7866–7878, 2022. **7**
- [49] Letian Zhang, Xiaotong Zhai, Zhongkai Zhao, Xin Wen, and Bingchen Zhao. What if the tv was off? examining counterfactual reasoning abilities of multi-modal language models. In *Proceedings of the IEEE/CVF International Conference on Computer Vision*, pages 4629–4633, 2023. **2**
- [50] Wenqiao Zhang, Haochen Shi, Jiannan Guo, Shengyu Zhang, Qingpeng Cai, Juncheng Li, Sihui Luo, and Yueting Zhuang. Magic: Multimodal relational graph adversarial inference for diverse and unpaired text-based image captioning. In *Proceedings of the AAAI Conference on Artificial Intelligence*, pages 3335–3343, 2022. **2**
- [51] Wenqiao Zhang, Changshuo Liu, Lingze Zeng, Bengchin Ooi, Siliang Tang, and Yueting Zhuang. Learning in imperfect environment: Multi-label classification with long-tailed distribution and partial labels. In *Proceedings of the IEEE/CVF International Conference on Computer Vision*, pages 1423–1432, 2023. **1**

- [52] Wayne Xin Zhao, Kun Zhou, Junyi Li, Tianyi Tang, Xiaolei Wang, Yupeng Hou, Yingqian Min, Beichen Zhang, Junjie Zhang, Zican Dong, et al. A survey of large language models. *arXiv preprint arXiv:2303.18223*, 2023. [2](#)
- [53] Yiyang Zhou, Chenhang Cui, Jaehong Yoon, Linjun Zhang, Zhun Deng, Chelsea Finn, Mohit Bansal, and Huaxiu Yao. Analyzing and mitigating object hallucination in large vision-language models. *arXiv preprint arXiv:2310.00754*, 2023. [3](#), [6](#), [7](#), [2](#)
- [54] Deyao Zhu, Jun Chen, Xiaoqian Shen, Xiang Li, and Mohamed Elhoseiny. Minigt-4: Enhancing vision-language understanding with advanced large language models. *arXiv preprint arXiv:2304.10592*, 2023. [1](#), [2](#), [3](#), [5](#), [6](#), [8](#)

HalluciDoctor: Mitigating Hallucinatory Toxicity in Visual Instruction Data

Supplementary Material

A. Overview

In this supplementary material, we present:

- More detailed analysis of HalluciDoctor (Section B).
- More experimental analysis (Section C).
- Additional examples (Section D).

B. HalluciDoctor Framework

B.1. Question Generation

This section provides specific steps for answer-based question generation. We utilize ChatGPT [29] as the powerful question generator, covering a broad spectrum of semantic chunks and various question types. Specifically, we construct the prompt template shown in Figure 7 (a), filling the context description and answer blocks into slots to generate all corresponding questions. These questions, covering various types, effectively reflect meaningful semantic information in the descriptions.

B.2. Consistency Cross-checking Analysis

Considering the importance of the threshold in consistency cross-checking for identifying hallucinatory chunks, we further explore the effect of consistency cross-checking under different threshold setups in Table 5. Here, we assess the impact of different consistency thresholds by evaluating the average performance on CHAIR and MME benchmarks.

Our observations indicate that at lower consistency thresholds, as the threshold increases, hallucinatory descriptions are progressively detected and eliminated. This provides MLLMs with higher-quality instruction data for fine-tuning, thereby reducing the likelihood of hallucinatory outputs while enhancing model performance. However, when the consistency threshold exceeds 0.5, there’s a significant decline in model performance. The possible reason is that HalluciDoctor eliminates almost all answer blocks as hallucinations when the consistency threshold is too high, resulting in a substantial loss of accurate semantics. Therefore, to effectively reduce hallucinations in MLLM outputs while ensuring competitive performance, we select **0.5** as the final threshold for the consistency cross-checking stage in our HalluciDoctor framework. To enhance the precision of hallucination detection and elimination, we will explore more advanced approaches for computing consistency scores [7, 47] in the future.

B.3. Hallucination Elimination

This section provides specific steps for hallucination elimination in the visual instruction data. To eliminate detected

| Consistency threshold | w/o HalluciDoctor | 0.1 | 0.3 | 0.5 | 0.7 | 0.9 |
|-----------------------|-------------------|--------|---------------|---------------|--------|-------------|
| CHAIR (%) ↓ | 21.7 | 19.9 | 16.1 | <u>13.8</u> | 14.2 | 13.6 |
| MME performance (%) ↑ | 1148.9 | 1153.2 | <u>1178.6</u> | 1207.2 | 1012.9 | 739.1 |

Table 5. The influence of different consistency threshold for the hallucination elimination in visual instruction data.

hallucinations while preserving meaningful semantics in the original descriptions, we employ ChatGPT to refine the descriptions. Specifically, we input both the hallucinatory phrases and the original descriptions into the prompt template shown in Figure 7 (b), prompting ChatGPT to remove hallucinatory phrases without altering the sentence structure. We also show some examples in Figure 7 (b). These refined descriptions are then employed to update the visual instructions in LLaVA, efficiently creating the rectified dataset LLaVA++.

B.4. Visual Instruction Expansion

This section provides detailed steps for selecting target images and how to add hallucinatory objects into target scenes. Firstly, we filter target scenes based on object detection to ensure the specific hallucinatory object o is absent. We then generate candidate objects and their corresponding masks for counterfactual image synthesis using text-to-image models [35, 46] and object detection tools [26]. Subsequently, we provide the LLM with image sizes and foreground object locations of target scenes to enable it to determine suitable positions and scaling. Finally, we employ structure-preserving filtering based on the depth map L1 distance for natural image incorporation.

In this way, counterfactual instruction expansion focuses on detailed and unusual instruction modifications, necessitating MLLMs to perceive fine-grained concepts for comprehensive instruction alignment. Consequently, it will generate fewer hallucinations (*e.g.*, 13.8% → 12.0% in MiniGPT-4) and demonstrate superior proficiency in perceiving specific information (*e.g.*, shop’s name). This approach can also alleviate the adverse impact of long-tail distributions in various domains [51].

C. More Experimental Analysis

C.1. Experiment Details

Implementation Details. As for MiniGPT4, we initialize from its checkpoint of the first pretraining stage and only fine-tune the linear projection layer of the model for 10000 steps. As for mPLUG-Owl, we train the text encoder with

| Dataset | Accuracy | F1 | Dataset | Accuracy | F1 | Dataset | Accuracy | F1 |
|---------------|-------------|-------------|---------------|-------------|-------------|---------------|-------------|-------------|
| w/ LLaVA [25] | 75.1 | 77.8 | w/ LLaVA [25] | 65.6 | 71.7 | w/ LLaVA [25] | 63.2 | 70.5 |
| w/ LRV [24] | 64.4 | 72.6 | w/ LRV [24] | 63.4 | 72.3 | w/ LRV [24] | 60.7 | 70.6 |
| w/ LLaVA+ | 79.1 | 80.0 | w/ LLaVA+ | 74.0 | 75.3 | w/ LLaVA+ | 68.5 | 72.0 |
| w/ LLaVA++ | 80.1 | 80.4 | w/ LLaVA++ | 76.3 | 75.9 | w/ LLaVA++ | 71.9 | 74.2 |

(a) Random Setting (b) Popular Setting (c) Adversarial Setting

Table 6. Zero-shot object hallucination results for MiniGPT-4 [54] fine-tuned with various visual instructions on POPE [24] evaluation. We follow the official setup, which involves using three different strategies (*i.e.*, random, popular, and adversarial setting) to sample objects not present in the images and then computing the corresponding accuracy and F1 scores.

the LoRA [11] strategy and prepare for 4000 steps. Due to limited computing resources, we set the micro-batch size to 4 and only fine-tuned the 7B model with NVIDIA RTX 3090. To make a fair comparison in our experiments, we only change the visual instruction data under different setups and keep other parameters the same as original models.

Evaluation Setups. MSCOCO [23] is a comprehensive dataset with 80 object categories used for diverse vision tasks. Visual Genome [13] is another vision dataset with more detailed visual information like bounding boxes and region captions. We select the overlapped images from MSCOCO and VG to construct validation images, aiming to encompass annotations of various objects, relationships, and attributes. Additionally, we employ powerful visual foundation models [17, 26, 50] to identify objects, relations, and attributes of images in the validation set, thereby enriching the ground truth labels. In the validation stage, we will extract object, relation, and attribute phrases from the description of MLLMs that are fine-tuned on different visual instruction datasets, and calculate the corresponding hallucinatory metrics by matching them to ground truth labels.

GPT-4 Evaluation. We show the GPT-4 evaluation’s prompt templates for detailedness and accuracy in Figure 8.

C.2. POPE Results

We compare the MLLM fine-tuned on our more robust dataset LLaVA+ and LLaVA++ against the baseline dataset on POPE evaluation [19] in Table 6. Although POPE is tailored for close-ended questions of object hallucinations, rendering it unsuitable for our comprehensive evaluation of various hallucinations in visual instruction data, our approach also shows a similar tendency to our main results that LLaVA+ and LLaVA++ from HalluciDoctor achieve consistent gains in all accuracy and F1 score. The results indicate that HalluciDoctor is effective in correcting object-level hallucinations. In addition, the MLLM fine-tuned on LLaVA++ obtains the highest accuracy and F1 score, demonstrating that the more robust visual instruction dataset can enhance MLLMs’ ability to discern negative instructions, especially in the more challenging adversarial setting.

| Dataset | Captioning | | VQA | |
|-------------------|----------------|-------------|-------------|--|
| | NoCaps (val) ↑ | GQA ↑ | AOK-VQA ↑ | |
| Faithful Prompt | 101.5 | 40.5 | 56.1 | |
| LURE [53] | 93.9 | 41.4 | 58.3 | |
| VIGC [38] | 96.6 | 41.0 | 58.9 | |
| MiniGPT4+LRV [24] | 103.9 | 40.7 | 57.6 | |
| MiniGPT4+LLaVA++ | 104.1 | 43.7 | 60.1 | |
| mPLUG-Owl+LLaVA++ | 104.4 | 43.3 | 61.0 | |

Table 7. Overview performance comparison on conventional zero-shot vision-language tasks (*i.e.*, captioning, VQA).

C.3. Zero-shot Vision-Language Task Results

As a versatile MLLM, the model’s performance cannot be compromised by instruction fine-tuning. On the contrary, by eliminating hallucinatory information in the training data, the MLLM demonstrates stronger generalization capabilities for conventional visual tasks. We perform the quantitative evaluation on the zero-shot vision-language tasks based on captioning (NoCaps [1]) and visual question answering (GQA [12], AOK-VQA [28]). Table 7 provides an overview of the performance of HalluciDoctor on various zero-shot vision-language tasks. Compared to other works on hallucination elimination, our method achieves better generalization performance on traditional vision tasks.

D. Additional Examples

D.1. Evaluation of Visual Instruction Data

Dataset visualization. Figure 9 shows some more visualized examples in the rectified dataset LLaVA+ and more robust dataset LLaVA++.

Dataset evaluation. Similar to Sec. 5.5, we perform a manual evaluation of the generated data for more accurate results. We sample 200 instructions from LLaVA+ and LLaVA, assessing their accuracy and quality. LLaVA+ not only shows higher accuracy scores than LLaVA (451 v.s. 371) but also maintains comparable quality (405 v.s. 412).

D.2. MLLMs’ Inference Analysis

We compare the outputs of MiniGPT-4 [54] fine-tuned on LLaVA [25], LRV-Instruction [24], LLaVA+, and LLaVA++ on various types of images and show the visualized re-

sults in Figure 10. The results verified that LLaVA+ effectively helped MLLMs eliminate hallucinatory descriptions, and LLaVA ++ further added reliable detailed descriptions.

Answer-based Question Generation

You are a language assistant that helps to generate appropriate questions according to the given answer chunks and the context description.

Examples:

Description:

Please give me meaningful and answerable questions corresponding to the following answers based on the given context to help me understand the context. Please ensure that each question doesn't involve 'How many' and is concise to exactly match the corresponding answer.

Answer:

["sky is cloudy", "man fish on lawn", "man next to river", "man in background", "trees on side of river"]

Question:

1. What is the current weather condition?
 2. Where is the man fishing?
 3. What is the man's proximity to the river?
 4. Who can be seen in the background?
 5. What can be observed on the other side of the river?
- ...

Description:

{*description*}

Please give me meaningful and answerable questions corresponding to the following answers based on the given context to help me understand the context. Please ensure that each question doesn't involve 'How many' and is concise to exactly match the corresponding answer.

Answer:

{*answer*}

(a) The details of the prompt design for *Question Generation* in HalluciDoctor.

Hallucination Elimination

You are a language assistant that helps to refine a passage with wrong phrases removed. Given a passage and wrong phrases, you are required to remove all of them in the passage and output the refined passage in a fluent and natural style, following these rules:

1. Try to remove wrong phrases and do not use other phrases to replace

Examples:

Passage:

In addition to the sandwiches of various sizes, a bowl, a cup, and a spoon can be seen on the table, suggesting that the guests are sharing food and drinks.

Wrong phrases:

['spoon', 'drinks', 'sandwiches is various sizes']

Refined passage:

In addition to the sandwiches, a bowl and a cup can be seen on the table, suggesting that the guests are sharing food.

Passage:

The image depicts a scene of two giraffes standing on a dirt road near a fence. There are three cars parked in the background, with one on the left side and two more on the right side.

Wrong phrases:

['cars', 'cars are three']

Refined passage:

The image depicts a scene of two giraffes standing on a dirt road near a fence.

Passage:

{*passage*}

Wrong phrases:

{*hallucination phrase*}

Refined passage:

(b) The details of the prompt design for *Hallucination Elimination* in HalluciDoctor.

Figure 7. The details of the prompt design in HalluciDoctor. There are injectable slots in the prompts, such as *description*, *answer*, *passage*, and *hallucination phrase*. These slots are uniformly replaced with the corresponding text before being fed into the LLM.

GPT-4 Evaluation-Detailedness

Suppose you are an image detail annotator who judges the degree of sentence diversity based on the number of objects, relations, and attributes.

Please just provide the diversity score(1-5) for the below descriptions without any explanation, where longer caption with more content give a higher diversity score. The output format: [x,...]

Descriptions:

caption 1: {description_1}

caption 2: {description_2}

caption 3: {description_3}

caption 4: {description_4}

caption 5: {description_5}

Output:

GPT-4 Evaluation-Accuracy

Suppose you are a hallucination annotator who judges the degree of hallucination based on the number of errors in the description of objects, relations, and attributes, and you have the following real image information.

Reference captions: {coco_captions}

Bounding box: {bounding_box}

Please just provide the hallucination score(1-5) for the below descriptions without any explanation, where the fewer descriptive errors in the caption, the higher the hallucination score given. The output format: [x,...]

Descriptions:

caption 1: {description_1}

caption 2: {description_2}

caption 3: {description_3}

caption 4: {description_4}

caption 5: {description_5}

Output:

Figure 8. The details of the prompt design for GPT-4 evaluations.

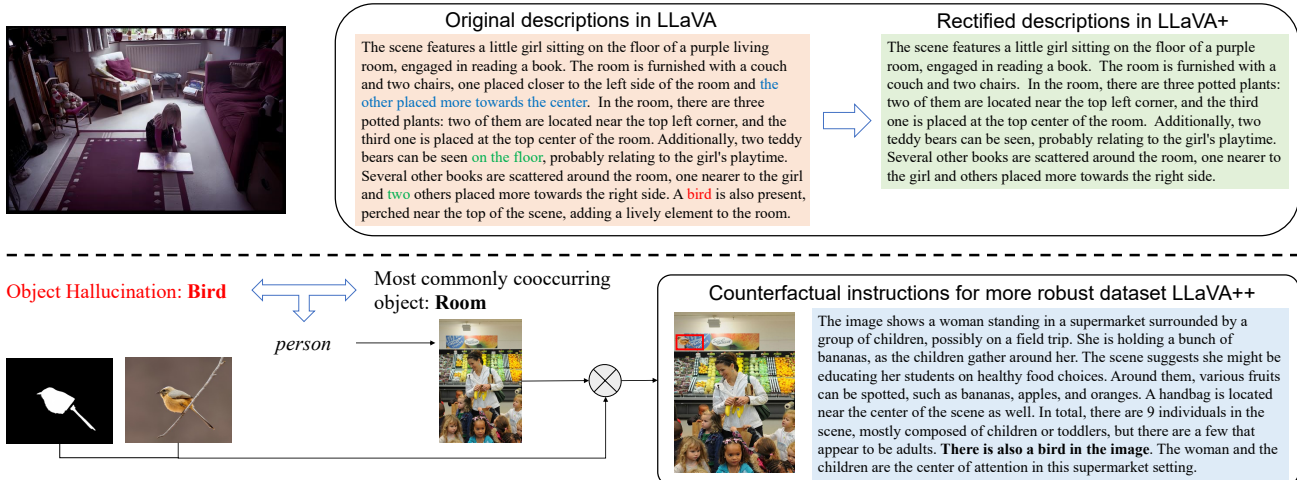


Figure 9. The instruction data visualization of LLaVA+ after hallucination elimination and LLaVA++ after visual instruction expansion.



Which city is this? Why do you think so?



| | | |
|---|---|---|
| <p>Too many hallucinations!</p> <p>MiniGPT-4 w/ LLaVA</p> <p>This image depicts a unique and beautiful scene of Singapore. The scenery is accompanied by two impressive fountains: one located at the pier with its towering spout shooting water towards the sky while another can be found closer to shore in front of several boats bobbing around it. A longboard surfer cruises alongside these waterspouts throughout most parts of this lively setting that reflects both pastel colors from dusk light and vibrant hues near sunset time!</p> | ➔ | <p>More accurate with hallucination elimination!</p> <p>MiniGPT-4 w/ LLaVA+</p> <p>This image features the Singapore located in the Pacific Ocean, known for its unique skyline and iconic landmark structures. The scene features a water fountain in the foreground, with Marina Bay Sands' Merlion statue visible near it. This area appears to be situated by Singapore River and is likely an iconic location that people might want their picture taken next. In the distance lies an amusement park, basked in the sunset glow over the waters of Singapore.</p> |
| <p>Too simple and general description!</p> <p>MiniGPT-4 w/ LRV</p> <p>This is in Malaysia. The water is coming out from a fountain at the side of buildings.</p> | ➔ | <p>More details but with much fewer hallucinations!</p> <p>MiniGPT-4 w/ LLaVA++</p> <p>This image depicts a unique and beautiful scene of Singapore, featuring the iconic Merlion statue on a lakefront called Marina Bay. Based on the image, it appears that there are several water jets coming out of the iconic Merlion statue. Across the lakefront, there is an amusement park for people walking around and enjoying their time in Singapore. Additionally towers can be seen providing unique visual appeal for visitors attending Merlion Park – one known as Marina Bay Financial Centre Tower topped by a boat-shaped sky park.</p> |



Tell me about this work of art.



| | | |
|---|---|---|
| <p>Too many hallucinations!</p> <p>MiniGPT-4 w/ LLaVA</p> <p>The image appears to be a painting of the famous Starry Night by Vincent van Gogh. It depicts his iconic representation with multiple stars and an orange skyline, along with houses in various locations surrounding it - including one nearby at lower left corner as well another near center-right area on canvas. The vineyard under snowy sky and golden field is also present above some buildings towards upper right side. There also exists poppies among wheat and cypresses.</p> | ➔ | <p>More accurate with hallucination elimination!</p> <p>MiniGPT-4 w/ LLaVA+</p> <p>The image features a painting of the famous Vincent Van Gogh masterpiece, The Starry Night. The painting is displayed against a plain background, showcasing the artist's skill in capturing the essence of a dark, starry night with bold strokes of vivid colors. The scene is enhanced by a subtle glow of light coming from the sky, adding a sense of depth and drama to the painting. The overall impression is one of peacefulness and beauty.</p> |
| <p>Too simple and general description!</p> <p>MiniGPT-4 w/ LRV</p> <p>This is an abstract piece of art depicting a starry night sky with mountains and buildings in the background. The painting style uses bold colors such as blue, yellow, black to create its effect on canvas.</p> | ➔ | <p>More details but with much fewer hallucinations!</p> <p>MiniGPT-4 w/ LLaVA++</p> <p>The Starry Night by Vincent van Gogh, painted in 1889. This painting is part of the art collection at MOMA (Museum Of Modern Art) and depicts a night view with swirling stars above an isolated town situated on two hills to its left side while behind it rises another hill covered partially underneath light clouds as if being observed from close quarters. The painting is renowned for its bold color, emotional honesty, and the swirling patterns of the stars that create a dynamic sky over a tranquil village. It is one of van Gogh's most famous works.</p> |



Provide a detailed description of the given image.



| | | |
|--|---|--|
| <p>Too many hallucinations!</p> <p>MiniGPT-4 w/ LLaVA</p> <p>The image depicts a herd of sheep being herded along a country road by a person on a horse. There are several sheep scattered across the road, while the horse rider leads them towards a fence on the horizon. A car is also visible on the left side of the image, passing behind a few sheep. It seems that this is a peaceful and routine moment for the herd as they graze along the roadside.</p> | ➔ | <p>More accurate with hallucination elimination!</p> <p>MiniGPT-4 w/ LLaVA+</p> <p>The image features a herd of sheep walking across a rural road, as a car drives by them. There are approximately 15 sheep in the scene, spread out across the road in a line, with some more focused on the car driving towards them. The car is visible in the foreground, passing through the group of sheep. The sheep are peacefully following each other and seem to be aware of the car. The road is surrounded by grasses and trees, adding to the rural atmosphere of the scene.</p> |
| <p>Too simple and general description!</p> <p>MiniGPT-4 w/ LRV</p> <p>The image shows a group of white sheep crossing the road, with cars driving by them. There is also an open window on the passenger side and trees along the roadside.</p> | ➔ | <p>More details but with much fewer hallucinations!</p> <p>MiniGPT-4 w/ LLaVA++</p> <p>The image shows a large herd of sheep walking down a road. They are spread across the road, covering a significant portion of the scene. There are several cars with the sheep, where one car at the very front of the herd and others behind it. A person is driving the car, likely watching over the sheep as they cross the road. A yellow sign can be seen on the side of the road. There is also a hill with some trees in the background. The sheep are moving at a steady pace, creating a scene that is both peaceful and chaotic.</p> |

Figure 10. More visualization of MLLM comparison on various visual perception cases (multi-round conversation, single-round conversation, detailed description, etc.).