

Highlights

Method to Reduce Noise for Measurement of ${}^7\text{Be}$ and ${}^8\text{B}$ Solar Neutrinos on Gallium-71

J. Folkerts, N. Solomey, B. Hartsock, T. Nolan, O. Pacheco, G. Pawloski

- Gallium is increasingly available as a constituent of scintillating crystals which present promise in future solar neutrino detectors.
- Requiring gallium neutrino interactions to produce an excited state filters the solar neutrino spectrum to heavily suppress most low-energy processes besides ${}^8\text{B}$ and ${}^7\text{Be}$, which become the dominant processes.
- The prompt de-excitation gamma from an excited state can produce a double electron-gamma signal, which could reduce noise from backgrounds such as ${}^{14}\text{C}$ by as many as 10 orders of magnitude in a 100 ton detector.

Method to Reduce Noise for Measurement of ${}^7\text{Be}$ and ${}^8\text{B}$ Solar Neutrinos on Gallium-71

J. Folkerts^{a,1,*}, N. Solomey^{a,2}, B. Hartsock^{a,3}, T. Nolan^{a,1}, O. Pacheco^{a,1}, G. Pawloski^{b,4}

^a*Wichita State University, 1845 Fairmount St., Wichita, 67260, Kansas, United States of America*

^b*School of Physics and Astronomy, University of Minnesota Twin Cities, Minneapolis, 55455, Minnesota, United States of America*

Abstract

Gallium solar neutrino experiments have historically used radiochemical counting to determine the event rate. A detector which directly measures the ejected electron and de-excitation gamma could reduce background counting rates by way of a double-pulse technique. We find this reduction could be as large as 10 orders of magnitude in a 100 ton detector. In this process, the detector measures the excited nuclear final state of the germanium after an electron neutrino interacts with gallium nucleus through the charged-current interaction. This results in a loss of approximately 90% of the total neutrino signal, but higher energy processes are less suppressed. The neutrinos resulting from this higher energy selection are predominantly from the ${}^8\text{B}$ and ${}^7\text{Be}$ solar neutrino fluxes.

Keywords: neutrino, gallium, double-pulse, solar

*Corresponding Author

¹*Email:* jdfolkerts@shockers.wichita.edu *Mailing address:* Jonathan Folkerts, Wichita State University, Campus box 32, 1845 Fairmount St., Wichita, KS 67260 *Telephone:* (316) 978-3991

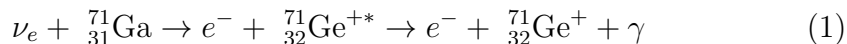
²*Email:* nick.solomey@wichita.edu

³*Email:* bbhartsock@shockers.wichita.edu

⁴*Email:* pawloski@umn.edu

1. Gallium Double Pulsing

The interaction of gallium with neutrinos has been of scientific interest since the early 1990's with the GALLEX experiment and the SAGE experiment [1, 2]. These experiments used radiochemical methods to determine the number of neutrino interactions which had taken place. They were based on the charged-current weak interaction of an electron neutrino and gallium transmuting into ionized germanium and an electron, Equation 1. Traditional radiochemical experiments are not sensitive to excited states of end-state nuclei. Despite this, a significant fraction of these nuclei will be in an excited nuclear state, often with very short half lives. If a detector is sensitive to both the ejected electron and to the prompt gamma ray emission, a new technique for reducing noise by this two-particle signal can be developed.



The biggest advantage of such a system would be an opportunity to reduce the rate of uncorrelated noise. For example, carbon 14 provides a significant background to current solar neutrino experiments such as Borexino [3]. If it were possible to reduce the rate of such backgrounds by looking for two energy pulses separated in time or distance, there would be significant gains for the scientific merit of such studies. A concept for a solar orbiter searching for neutrinos is already looking into the use of gallium double-pulsing to reduce harsh backgrounds in space [4], but many earth-based experiments could review their data sets already collected with a double-pulse criterion and perhaps allow for dramatic improvements to solar neutrino measurements, particularly in the higher-energy regions of the neutrino spectrum. The five lowest energy states of germanium are shown in Table 1 [5].

Recent developments in gallium-based scintillators has given rise to potential targets which already contain gallium and are very fast. Cerium-doped Gadolinium Aluminum Gallium Garnet (GAGG or GAGG:Ce) is very fast with an 88 ns fast decay time and high light yield of 46,000 photons/MeV[6]. This crystal contains about 23% gallium by mass. Recent research has also shown that β -Ga₂O₃ could be a very fast scintillator with decay times as fast as 12 ns and light yields as high as 6400 photons/MeV[7]. This scintillator, if it could be produced in large quantities, would be 74% gallium by mass. Either of these scintillators could allow for very fast timing resolution. In addition, if the detector was voxelated, such as in detectors like NO ν A or Figure 1, it might be possible to discriminate the electron-gamma double

Reaction Products	Energy Threshold	Photon Energy	Half Life
${}^{71}_{32}\text{Ge}+e^{-}$	232.5 keV	0 keV	11.43 ± 0.03 d
${}^{71}_{32}\text{Ge}+e^{-} + \gamma$	407.4 keV	175.0 keV	81 ± 3 ns
${}^{71}_{32}\text{Ge}+e^{-} + \gamma$	430.9 keV	198.4 keV	20.2 ± 0.12 ms
${}^{71}_{32}\text{Ge}+e^{-} + \gamma$	732.5 keV	499.9 keV	not measured
${}^{71}_{32}\text{Ge}+e^{-} + \gamma$	757.6 keV	525.1 keV	not measured

Table 1: Table of lowest energy states from the interaction of neutrinos with gallium 71. Shown are the energy threshold of the neutrino needed to produce the final state, the resulting energy of the de-excitation photon, and the half-life of the Ge state. The 20.2 ms state may be problematic for use in background rejection, but it is very unlikely and can safely be removed from analyses.

signal by looking for the signals in two different volumes. This gives us confidence in a gallium detector that does not need to use radiochemical methods to detect the neutrino interaction.

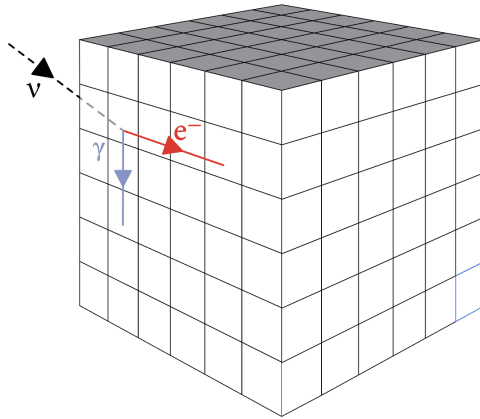


Figure 1: Diagram for a concept of a highly-voxelated neutrino detector with incident neutrino and isotropic electron and de-excitation gamma from the resulting nucleus.

Using Geant4, we performed some initial studies of the 175 keV de-excitation gamma inside both GAGG and Ga_2O_3 . The figure of interest from these simulations was the proportion of the gammas that had at least 95% of their energy when traveling through the crystal. We chose this value based on the energy resolution from small test crystals [8]. From Figures 2

and 3, we can see that the segments of a highly-voxelated design should have crystals no larger than ~ 4 mm in Ga_2O_3 or ~ 1 mm in GAGG for a $\sim 70\%$ gamma efficiency. Another Geant4 simulation with long square prisms as the detection volume is shown in Figures 4 and 5 with a solar-energy electron in one voxel with a 175 keV gamma ray escaping to interact in another. A detector like this could be constructed of many small modules and optimized for the particular crystal chosen.

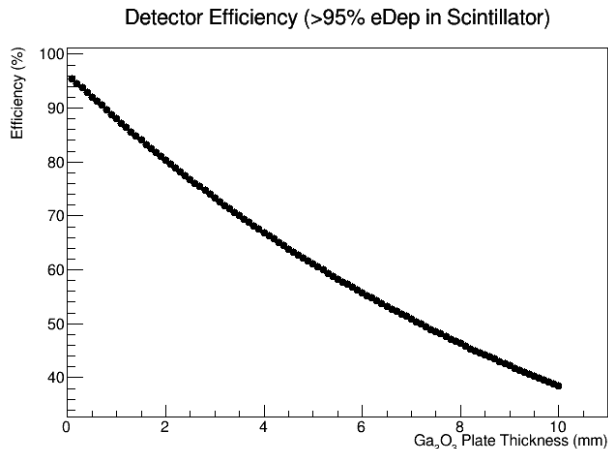


Figure 2: Fraction of 175 keV Gamma rays with at least 95% of their initial energy vs Ga_2O_3 thickness of crystal plate traversed.

2. Relative Amplification of ${}^7\text{Be}$ and ${}^8\text{B}$ Signals

Previous gallium neutrino experiments have used the Bahcall cross section for gallium interacting with solar neutrinos or one of several follow-up papers [9, 10, 11, 12]. The original Bahcall method finds the cross section for the ground state and corrections for several of the common excited states. Of interest to this paper specifically is the behavior at these excited states of gallium.

For the rest of the paper, there are two definitions which are important. The effective cross section for a given neutrino process, σ_i , is an integral of the multiplication of the neutrino cross section, $\sigma(E)$ with the normalized flux vs energy, $\phi_i(E)$. A graph of these fluxes can be seen in Figure 6 [13]. For a general solar neutrino, we define the effective cross section as

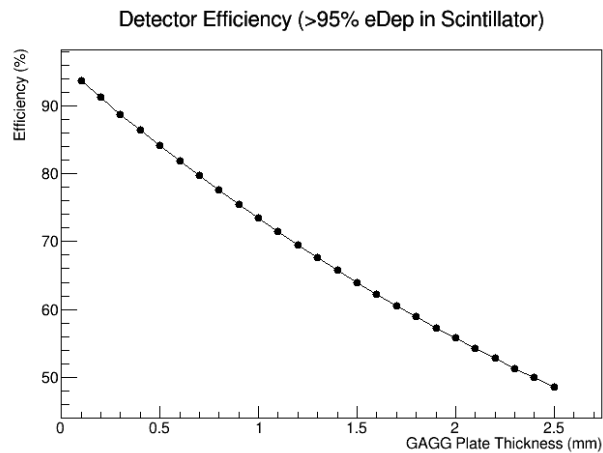


Figure 3: Fraction of 175 keV Gamma rays with at least 95% of their initial energy vs GAGG thickness of crystal plate traversed.

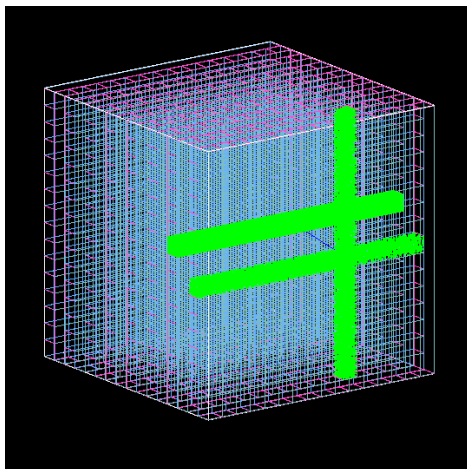


Figure 4: Simulated neutrino interaction in a detector made of Ga_2O_3 1 x 1 x 16 mm voxels. The initial electron crosses between two voxels, causing scintillation light (green lines). The secondary gamma ray (blue line) travels further into the detector before depositing in an inner voxel, causing more scintillation light.

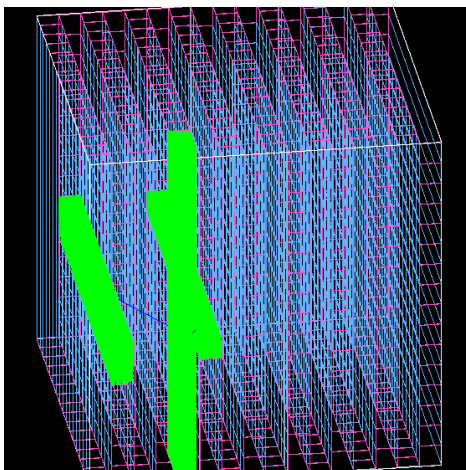


Figure 5: Simulated neutrino interaction in a detector made of GAGG 1 x 1 x 16 mm voxels. The initial electron causes scintillation light (green lines) in two perpendicular voxels near the center. The secondary gamma (blue line) ray travels through the GAGG and deposits energy in two voxels near the edge, causing more scintillation light.

the flux-weighted average of the effective cross section for all processes, i.e. $\sum_i \Phi_i \sigma_i / \sum_i \Phi_i$.

Neutrino Process	Cross Section	Excited Only Cross Section
pp	11.6	4.93×10^{-3}
${}^7\text{Be} - 1$	77.4	4.55
${}^7\text{Be} - 2$	22.9	0
${}^{13}\text{N}$	60.4	3.62
${}^{15}\text{O}$	113.7	15.9
pep	203.9	37.2
${}^8\text{B}$	24028.7	21222.9
${}^{17}\text{F}$	114.4	16.1
hep	71431.5	66110.7

Table 2: Table of neutrino's generating process, the effective cross section of that process, and the effective cross section of going only to an excited state of germanium. Cross sections are the effective cross section of the transmutation of $\nu_e + {}^{71}\text{Ga} \rightarrow e^- + {}^{71}\text{Ge}^*$ and are given in units of 10^{-46} cm^2 .

Using a copy of the code that Bahcall used to calculate the cross sections

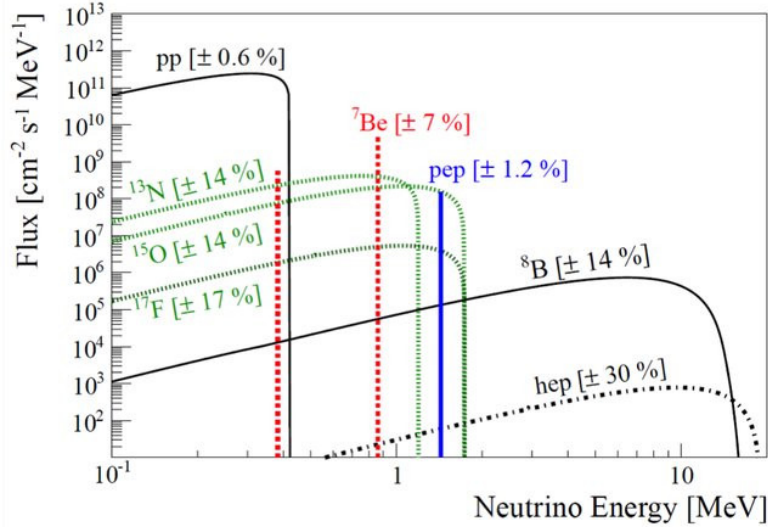


Figure 6: Solar Neutrino Spectrum [13].

for solar neutrinos, determining the effect of looking for excited states is very straightforward. More modern versions of the code exist, but they change very little that is relevant to this paper, and they are built atop John Bahcall's original FORTRAN code, and the cross section has not changed significantly since Bahcall published the result of this code in 1997. The output files for each fusion source of solar neutrinos - pp, pep, ^8B , etc - contain the contribution to the total cross section separated by end-state excitation level. To determine the effect of ignoring the ground state, the analysis was as simple as not adding their contribution to the effective cross section. Results from this analysis can be found in Tables 2 and 3.

There are several interesting things to note from these results. First, when considering only excited states, the neutrino cross section averaged over the solar neutrino spectrum is 10% of the total neutrino cross section. Second, the effective reduction in neutrino cross section is different across different neutrino processes owing to their differing energy profiles. Finally, in ground state transition measurements, the pp neutrinos are the dominant neutrino measured. When we consider only transitions to excited states of gallium, the hep neutrinos have almost no reduction in rate, unlike most other neutrino processes. This process is not magnified enough to overcome its extremely low flux. However, by removing the ground state transitions, the ^8B process

Neutrino Process	Contribution	Excited Only	Ratio (%)
pp	10.7	4.5×10^{-3}	4.2×10^{-2}
${}^7\text{Be}$ - 1	5.1	0.30	5.9
${}^7\text{Be}$ - 2	0.17	0	0
${}^{13}\text{N}$	0.19	1.1×10^{-2}	6.0
${}^{15}\text{O}$	2.54×10^{-1}	3.5×10^{-2}	14.0
pep	4.49×10^{-1}	8.20×10^{-2}	18.3
${}^8\text{B}$	1.66	1.47	88.3
${}^{17}\text{F}$	5.75×10^{-3}	8.07×10^{-4}	14.0
hep	8.92×10^{-3}	8.26×10^{-3}	92.6
Total	18.5	1.91	10.3

Table 3: Table of neutrino’s generating process, the contribution of that process to the effective cross section, the contribution to the cross section when not considering ground state interactions, and the ratio of excited states only to all states. Cross section contributions are in terms of their flux-weighted cross section, and they are given in units of 10^{-46} cm^2 .

becomes the dominant process.

3. Noise Reduction with Gallium Double Pulses

The Borexino experiment currently suffers from a number of radiological backgrounds in their detector, see Figure 7 [14]. While Borexino is not a gallium detector, it is illustrative to use when considering the sort of background rates that a large neutrino detector can face. Among these backgrounds are the ${}^{14}\text{C}$, the ${}^{85}\text{Kr}$, and the ${}^{210}\text{Bi} \rightarrow {}^{210}\text{Po}$ backgrounds. Some of these backgrounds, such as ${}^{210}\text{Po}$, are suppressed in Borexino by pulse-shape discrimination [15]. Because the carbon-14 energy is very low, it only overlaps with signals in Table 3 that are filtered out by the double-pulse technique. They could potentially create backgrounds for a study that cannot discriminate the pulses by energy, and it is still instructive to look at it in the following analysis.

To illustrate the background reduction gained by using double-pulsed signals in gallium, I will consider several elements that are primarily or entirely radioactive to show how much contamination a detector would be able to withstand. For a general radiological background with half-life $T_{1/2}$, ignoring phenomena that could generate more of that radioisotope, we can write

Equation 2, where P is the overall probability of counting a time-corellated background as a signal, P_R is the probability of rejecting a given single particle, and P_t , Equation 3, is the probability of a second radioactive decay within the time window t for n radioactive particles.

$$P = (1 - P_R)^2 \cdot P_t \quad (2)$$

$$P_t = 1 - 2^{-\frac{nt}{T_{1/2}}} \quad (3)$$

Isotope	Half-life	$n : P_t \approx 1/2$	Element Mass Required
^{14}C	5730 yr	9.04×10^{17}	> 18,000 kg (natural)
^{115}In	4.41×10^{14} yr	6.95×10^{28}	13,900 kg (natural)
^{239}Pu	2.41×10^4 yr	2.81×10^{17}	1.5 mg (pure)
^{235}U	7.04×10^8 yr	8.22×10^{21}	3.2 g (pure)
^{85}Kr	10.8 yr	1.70×10^{15}	240 ng (pure)
^{210}Bi	5.0 d	2.16×10^{12}	753 pg (pure)
^{210}Po	138.4 d	5.68×10^{13}	21 ng (pure)

Table 4: Table of several radioactive isotopes for comparison to how much is required to produce significant noise. For each isotope, the number of particles required for that isotope to have a 50% chance of creating a double pulse inside a 200 ns time window, and the total mass of that element required to produce that number of particles assuming naturally-occurring abundance or pure material as noted in their mass column.

This lets us calculate how much of a given radioactive isotope will begin to cause false double pulses unless P_R approaches 1, given in Table 4. Several isotopes present as backgrounds in Borexino are included as well as uranium, plutonium, and indium.

If we take another angle of attack, we find an even more interesting result. In its 100 ton fiducial volume, Borexino measures 11.5 ± 1.0 counts per day for ^{210}Bi [16]. If the probability of rejection for a near-simultaneous decay doesn't change as compared to a lone decay, this value would be improved by a factor of the rate multiplied by the time window to account for a second pulse. This amounts to a factor of 2.66×10^{-11} improvement in background reduction. This improvement in turn reduces the rate of 11.5/day to 112/gigayear, effectively removing the background. Many of Borexino's backgrounds are of a similar rate and might be effectively reduced by many orders of magnitude by application of a double-pulse requirement for neutrino detection.

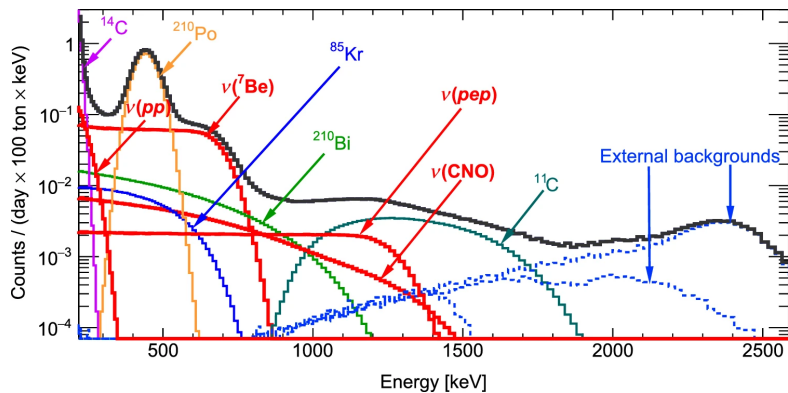


Figure 7: Expected counts/day vs energy without statistical fluctuations for Borexino. Each curve represents either a signal or background for the Borexino experiment. [14].

4. Conclusion

All previous gallium experiments have used radiochemical means to separate the germanium atoms out for counting. This usually causes the actual measurement of the interaction to be severely out of time with respect to when it took place. To actually see a double pulse, we need to be able to make measurements of the interaction as it is taking place. In this regard, Gadolinium Aluminum Gallium Garnet (GAGG) scintillators are of interest. These crystals are an emerging scintillating material which are fast, have a high light yield, and contain 23% gallium by mass. A detector comprised of crystals like these could look for an electron signal and a simultaneous gamma ray signal of appropriate energy in any nearby segments of the detector. Ga_2O_3 , which is 74% gallium by mass, also shows promise as a scintillator candidate, though it is in its infancy as a detector material [7].

A detector made of either of these two materials could look for double-pulse signals within very narrow time windows, on the order of 40 ns. Inside this window, the detector could search for an electron-like signal and a gamma-like signal in the detection volume. By ensuring that the detection happened simultaneously, for the 500 keV and higher gamma rays, or began within 140 ns, $\approx 2T_{1/2}$ for the 175 keV gamma ray, the detector would be able to put strict acceptance criteria on gallium solar neutrino interactions and have the potential for reducing background signals by many orders of magnitude. This suppression could be as large as ten orders of magnitude. An improvement of this scale would especially help large detectors on the

scale of Borexino to reduce backgrounds below the level of their signal. This detection method would also allow the detector to take advantage of the relative amplification of the ^8B and ^7Be signals.

5. Acknowledgements

We would like to thank Vladislav Barinov and Bruce Cleveland who helped us obtain a copy of John Bahcall's original gallium cross section calculation code.

Funding: This work was supported in part by the NASA NIAC Program [grant number 80NSSC21K1900]

References

- [1] T. Kirsten, Retrospect of GALLEX/GNO, *Journal of Physics: Conference Series* 120 (5) (2008) 052013. doi:10.1088/1742-6596/120/5/052013.
URL <https://doi.org/10.1088/1742-6596/120/5/052013>
- [2] J. N. Abdurashitov, E. P. Veretenkin, V. M. Vermul, V. N. Gavrin, S. V. Girin, V. V. Gorbachev, P. P. Gurkina, G. T. Zatsepin, T. V. Ibragimova, A. V. Kalikhov, T. V. Knodel, I. N. Mirmov, N. G. Khairnasov, A. A. Shikhin, V. E. Yants, T. J. Bowles, W. A. Teasdale, J. S. Nico, J. F. Wilkerson, B. T. Cleveland, S. R. Elliott, S. A. G. E. Collaboration, Solar neutrino flux measurements by the soviet-american gallium experiment (sage) for half the 22-year solar cycle, *Journal of Experimental and Theoretical Physics* 95 (2) (2002) 181–193. doi:10.1134/1.1506424.
URL <https://doi.org/10.1134/1.1506424>
- [3] C. Ghiano, for the Borexino Collaboration, Solar neutrino results and future opportunities with borexino, *Journal of Physics: Conference Series* 1137 (1) (2019) 012054. doi:10.1088/1742-6596/1137/1/012054.
URL <https://dx.doi.org/10.1088/1742-6596/1137/1/012054>
- [4] N. Solomey, J. Folkerts, H. Meyer, C. Gimar, J. Novak, B. Doty, T. English, L. Buchele, A. Nelsen, R. McTaggart, M. Christl, Concept for a space-based near-solar neutrino detector, *Nuclear Instruments and Methods in Physics Research Section A: Accelerators, Spectrometers, Detectors and Associated Equipment* 1049 (2023) 168064.

- doi:<https://doi.org/10.1016/j.nima.2023.168064>.
URL <https://www.sciencedirect.com/science/article/pii/S0168900223000542>
- [5] K. Abusaleem, B. Singh, Nuclear data sheets for $a = 71$, Nuclear Data Sheets 112 (1) (2011) 133–273. doi:<https://doi.org/10.1016/j.nds.2010.12.002>.
URL <https://www.sciencedirect.com/science/article/pii/S0090375210001213>
- [6] Y. Zhu, S. Qian, Z. Wang, H. Guo, L. Ma, Z. Wang, Q. Wu, Scintillation properties of gagg:ce ceramic and single crystal, Optical Materials 105 (2020) 109964. doi:<https://doi.org/10.1016/j.optmat.2020.109964>.
URL <https://www.sciencedirect.com/science/article/pii/S0925346720303098>
- [7] A. Datta, R. Toufanian, W. Zhang, P. Halasyamani, S. Motakef, Radiation hard gallium oxide scintillators for high count rate radiation detection, Optical Materials 134 (2022) 113115. doi:<https://doi.org/10.1016/j.optmat.2022.113115>.
URL <https://www.sciencedirect.com/science/article/pii/S0925346722011521>
- [8] B. B. Hartsock, Advancements in voxelated technology for reactor anti-neutrino and space-based solar neutrino detection, Master’s thesis, Wichita State Univeristy (May 2024).
URL <https://soar.wichita.edu/items/66a66e0e-0e53-44bc-9e96-84925b24c13b>
- [9] J. N. Bahcall, Gallium solar neutrino experiments: Absorption cross sections, neutrino spectra, and predicted event rates, Physical Review C 56 (6) (1997) 3391–3409. doi:[10.1103/physrevc.56.3391](https://doi.org/10.1103/physrevc.56.3391).
URL <https://doi.org/10.1103%2Fphysrevc.56.3391>
- [10] D. Frekers, H. Ejiri, H. Akimune, T. Adachi, B. Bilgier, B. Brown, B. Cleveland, H. Fujita, Y. Fujita, M. Fujiwara, E. Ganioglu, V. Gavrin, E.-W. Grewe, C. Guess, M. Harakeh, K. Hatanaka, R. Hodak, M. Holl, C. Iwamoto, N. Khai, H. Kozer, A. Lennarz, A. Okamoto, H. Okamura, P. Povinec, P. Puppe, F. Šimkovic, G. Susoy, T. Suzuki, A. Tamii,

- J. Thies, J. Van de Walle, R. Zegers, The $71\text{Ga}(3\text{He},t)$ reaction and the low-energy neutrino response, *Physics Letters B* 706 (2) (2011) 134–138. doi:<https://doi.org/10.1016/j.physletb.2011.10.061>. URL <https://www.sciencedirect.com/science/article/pii/S0370269311013153>
- [11] V. Barinov, B. Cleveland, V. Gavrin, D. Gorbunov, T. Ibragimova, Revised neutrino-gallium cross section and prospects of BEST in resolving the gallium anomaly, *Physical Review D* 97 (7) (apr 2018). doi:[10.1103/physrevd.97.073001](https://doi.org/10.1103/physrevd.97.073001). URL <https://doi.org/10.1103%2Fphysrevd.97.073001>
- [12] C. Giunti, Y. Li, C. Ternes, Z. Xin, Inspection of the detection cross section dependence of the gallium anomaly, *Physics Letters B* 842 (2023) 137983. doi:<https://doi.org/10.1016/j.physletb.2023.137983>. URL <https://www.sciencedirect.com/science/article/pii/S0370269323003179>
- [13] D. D’Angelo, G. Bellini, J. Benziger, D. Bick, G. Bonfini, M. B. Avanzini, B. Caccianiga, L. Cadonati, F. Calaprice, P. Cavalcante, A. Chavarria, A. Chepurinov, S. Davini, A. Derbin, A. Empl, A. Etenko, F. von Feilitzsch, K. Fomenko, D. Franco, C. Galbiati, S. Gazzana, C. Ghiano, M. Giammarchi, M. Goeger-Neff, A. Goretti, L. Grandi, C. Hagner, E. Hungerford, A. Ianni, A. Ianni, V. Kobychiev, D. Korablev, G. Korga, D. Kryn, M. Laubenstein, B. Lehnert, T. Lewke, E. Litvinovich, F. Lombardi, P. Lombardi, L. Ludhova, G. Lukyanchenko, I. Machulin, S. Manecki, W. Maneschg, G. Manuzio, Q. Meindl, E. Meroni, L. Miramonti, M. Misiaszek, P. Mosteiro, V. Muratova, L. Oberauer, M. Obolensky, F. Ortica, K. Otis, M. Pallavicini, L. Papp, L. Perasso, S. Perasso, A. Pocar, G. Ranucci, A. Razeto, A. Re, A. Romani, N. Rossi, R. Saldanha, C. Salvo, S. Schoenert, H. Simgen, M. Skorokhvatov, O. Smirnov, A. Sotnikov, S. Sukhotin, Y. Suvorov, R. Tartaglia, G. Testera, D. Vignaud, R. B. Vogelaar, J. Winter, M. Wojcik, A. Wright, M. Wurm, J. Xu, O. Zaimidoroga, S. Zavatarelli, K. Zuber, G. Zuzel, Recent borexino results and prospects for the near future (2014). [arXiv:1405.7919](https://arxiv.org/abs/1405.7919).
- [14] M. Agostini, K. Altenmüller, S. Appel, V. Atroshchenko, Z. Bagdasarian, D. Basilico, G. Bellini, J. Benziger, R. Biondi, D. Bravo, B. Cac-

cianiga, F. Calaprice, A. Caminata, P. Cavalcante, A. Chepurnov, D. D'Angelo, S. Davini, A. Derbin, A. Di Giacinto, V. Di Marcello, X. F. Ding, A. Di Ludovico, L. Di Noto, I. Drachnev, A. Formozov, D. Franco, C. Galbiati, C. Ghiano, M. Giammarchi, A. Goretti, A. S. Göttel, M. Gromov, D. Guffanti, A. Ianni, A. Ianni, A. Jany, D. Jeschke, V. Kobychhev, G. Korga, S. Kumaran, M. Laubenstein, E. Litvinovich, P. Lombardi, I. Lomskaya, L. Ludhova, G. Lukyanchenko, L. Lukyanchenko, I. Machulin, J. Martyn, E. Meroni, M. Meyer, L. Miramonti, M. Misiaszek, V. Muratova, B. Neumair, M. Nieslony, R. Nugmanov, L. Oberauer, V. Orekhov, F. Ortica, M. Pallavicini, L. Papp, Ö. Penek, L. Pietrofaccia, N. Pilipenko, A. Pocar, G. Raikov, M. T. Ranalli, G. Ranucci, A. Razeto, A. Re, M. Redchuk, A. Romani, N. Rossi, S. Schönert, D. Semenov, G. Settanta, M. Skorokhvatov, O. Smirnov, A. Sotnikov, Y. Suvorov, R. Tartaglia, G. Testera, J. Thurn, E. Unzhakov, F. L. Villante, A. Vishneva, R. B. Vogelaar, F. v. Feilitzsch, M. Wojcik, M. Wurm, S. Zavatarelli, K. Zuber, G. Zuzel, B. O. R. E. X. I. N. O. Collaboration, Sensitivity to neutrinos from the solar cno cycle in borexino, *The European Physical Journal C* 80 (11) (2020) 1091. doi:10.1140/epjc/s10052-020-08534-2.

URL <https://doi.org/10.1140/epjc/s10052-020-08534-2>

- [15] S. Kumaran, M. Agostini, K. Altenmüller, S. Appel, V. Atroshchenko, Z. Bagdasarian, D. Basilico, G. Bellini, J. Benziger, R. Biondi, D. Bravo, B. Caccianiga, F. Calaprice, A. Caminata, P. Cavalcante, A. Chepurnov, D. D'Angelo, S. Davini, A. Derbin, A. D. Giacinto, V. D. Marcello, X. F. Ding, A. D. Ludovico, L. D. Noto, I. Drachnev, A. Formozov, D. Franco, C. Galbiati, C. Ghiano, M. Giammarchi, A. Goretti, A. S. Göttel, M. Gromov, D. Guffanti, A. Ianni, A. Ianni, A. Jany, D. Jeschke, V. Kobychhev, G. Korga, M. Laubenstein, E. Litvinovich, P. Lombardi, I. Lomskaya, L. Ludhova, G. Lukyanchenko, L. Lukyanchenko, I. Machulin, J. Martyn, E. Meroni, M. Meyer, L. Miramonti, M. Misiaszek, V. Muratova, B. Neumair, M. Nieslony, R. Nugmanov, L. Oberauer, V. Orekhov, F. Ortica, M. Pallavicini, L. Papp, L. Pellicci, O. Penek, L. Pietrofaccia, N. Pilipenko, A. Pocar, G. Raikov, M. T. Ranalli, G. Ranucci, A. Razeto, A. Re, M. Redchuk, A. Romani, N. Rossi, S. Schönert, D. Semenov, G. Settanta, M. Skorokhvatov, A. Singhal, O. Smirnov, A. Sotnikov, Y. Suvorov, R. Tartaglia, G. Testera, J. Thurn, E. Unzhakov, F. L. Villante, A. Vishneva, R. B.

Vogelaar, F. von Feilitzsch, M. Wojcik, M. Wurm, S. Zavatarelli, K. Zuber, G. Zuzel, The low polonium field of borexino and its significance for the cno neutrino detection (2021). [arXiv:2105.13209](https://arxiv.org/abs/2105.13209).

- [16] M. Agostini, K. Altenmüller, S. Appel, V. Atroshchenko, Z. Bagdasarian, D. Basilico, G. Bellini, J. Benziger, R. Biondi, D. Bravo, B. Caccianiga, F. Calaprice, A. Caminata, P. Cavalcante, A. Chepurnov, D. D'Angelo, S. Davini, A. Derbin, A. Di Giacinto, V. Di Marcello, X. F. Ding, A. Di Ludovico, L. Di Noto, I. Drachnev, A. Formozov, D. Franco, C. Galbiati, C. Ghiano, M. Giammarchi, A. Goretti, A. S. Göttel, M. Gromov, D. Guffanti, A. Ianni, A. Ianni, A. Jany, D. Jeschke, V. Kobychyev, G. Korga, S. Kumaran, M. Laubenstein, E. Litvinovich, P. Lombardi, I. Lomskaya, L. Ludhova, G. Lukyanchenko, L. Lukyanchenko, I. Machulin, J. Martyn, E. Meroni, M. Meyer, L. Miramonti, M. Misiaszek, V. Muratova, B. Neumair, M. Nieslony, R. Nugmanov, L. Oberauer, V. Orekhov, F. Ortica, M. Pallavicini, L. Papp, L. Pelicci, Ö. Penek, L. Pietrofaccia, N. Pilipenko, A. Pocar, G. Raikov, M. T. Ranalli, G. Ranucci, A. Razeto, A. Re, M. Redchuk, A. Romani, N. Rossi, S. Schönert, D. Semenov, G. Settanta, M. Skorokhvatov, A. Singhal, O. Smirnov, A. Sotnikov, Y. Suvorov, R. Tartaglia, G. Testera, J. Thurn, E. Unzhakov, F. L. Villante, A. Vishneva, R. B. Vogelaar, F. von Feilitzsch, M. Wojcik, M. Wurm, S. Zavatarelli, K. Zuber, G. Zuzel, T. B. Collaboration, Experimental evidence of neutrinos produced in the cno fusion cycle in the sun, *Nature* 587 (7835) (2020) 577–582. doi:10.1038/s41586-020-2934-0.
URL <https://doi.org/10.1038/s41586-020-2934-0>