

Evaluation of the Energy Consumption of a Mobile Robotic Platform for Sustainable 6G Networks

Diogo Ferreira, André Coelho, Rui Campos

INESC TEC and Faculdade de Engenharia, Universidade do Porto, Portugal
up202006808@edu.fe.up.pt, andre.f.coelho@inesctec.pt, rui.l.campos@inesctec.pt

Abstract—The emerging 6G paradigm and the proliferation of wireless devices require flexible network infrastructures capable of meeting the increasing Quality of Service (QoS) requirements. Mobile Robotic Platforms (MRPs) acting as mobile communications cells are a promising solution to provide on-demand wireless connectivity in dynamic networking scenarios. However, the energy consumption of MRPs is a challenge that must be considered, in order to maximize the availability of the wireless networks created.

The main contribution of this paper is the experimental evaluation of the energy consumption of an MRP acting as a mobile communications cell. The evaluation considers different actions performed by a real MRP, showing that the energy consumption varies significantly with the type of action performed. The obtained results pave the way for optimizing the MRP movement in dynamic networking scenarios so that the wireless network’s availability is maximized while minimizing the MRP’s energy consumption.

Index Terms—6G, Mobile Communications Cell, Mobile Robotic Platform, Energy Consumption Characterization.

I. INTRODUCTION

In recent years, there has been an exponential growth in society’s need for wireless network connectivity. Simultaneously, the 6G paradigm is emerging, paving the way for the widespread usage of immersive applications and utilization of wireless devices connected to each other, including wireless sensors, wireless actuators, wearable devices, remotely controlled robots, and autonomous vehicles, which may operate anytime, anywhere [1–4]. With the increasing number of wireless devices and the emergence of online services and applications, there has been a need to reinforce wireless network infrastructures to meet the increased Quality of Service (QoS) requirements. This has motivated the use of communications cells carried by Mobile Robotic Platforms (MRPs), in order to restore and enhance wireless connectivity on-demand in locations with limited coverage and capacity [5]. This is especially relevant in temporary events, such as disaster management scenarios, as depicted in Fig. 1, which occur unexpectedly and during short periods, making the deployment of permanent wireless network infrastructures impracticable and non-cost-effective.

A critical challenge faced when deploying mobile communications cells when compared with fixed networks is the MRPs’ endurance. Since the MRPs are not permanently connected to the electrical grid, they rely on their on-board batteries, which may deplete quickly. For this reason, the MRPs typically need periodic battery recharges; this limits the availability

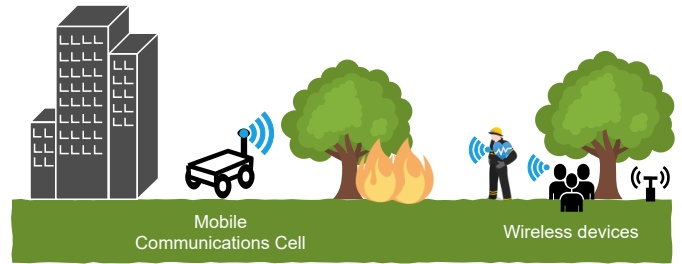


Fig. 1: Mobile communications cell providing on-demand wireless connectivity to wireless devices in a disaster management scenario.

of the wireless networks created. MRPs acting as mobile communications cells consume energy for two main tasks: communications and movement. While the energy spent for communications is typically minimal, the energy spent for movement is substantial. In previous research works focused on Unmanned Aerial Vehicles (UAVs), it has been concluded that the power consumption does not have a uniform behavior: the power consumption for low-speed values is lower than the power consumption for hovering and it becomes higher as the speed increases. Therefore, hovering is not the most power-efficient UAV state [6, 7]. Characterizing the energy consumption associated with each type of MRP movement will enable the selection of the most energy-efficient movements for deploying mobile communications cells. This aspect becomes especially relevant when the MRPs are on the move to adjust their positioning to improve the wireless connectivity offered, while accommodating factors such as the mobility of wireless devices and the dynamic obstacles that may potentially obstruct signal propagation.

The main contribution of this paper is the experimental evaluation of the energy consumption of an MRP acting as a mobile communications cell for providing on-demand wireless connectivity in dynamic networking scenarios. This evaluation is especially relevant for maximizing battery longevity per cycle and improving the availability of the wireless network created by the MRP. Ultimately, the results presented in this paper will enable the selection of energy-efficient movements for the MRP, in order to allow for minimal energy consumption and maximum endurance.

The rest of this paper is organized as follows. Section II



Fig. 2: Uniree Go1 Edu Mobile Robotic Platform (MRP).

details the system specification. Section III explains the experimental energy consumption evaluation carried out, including the obtained results. Section IV discusses the results obtained and the main limitations of the performance evaluation conducted. Finally, Section V refers to the main conclusions and directions for future work.

II. SYSTEM SPECIFICATION

The MRP used in this research work was the Uniree Go1 Edu [8], which is depicted in Fig. 2. It is a quadruped robot developed for research and development of autonomous systems in the fields of transportation and human interaction. This MRP can be controlled by a remote-controlled wireless command or using an Application Programming Interface (API), which enables controlling the movement of the MRP via Hypertext Transfer Protocol (HTTP). This MRP weighs approximately 12 kg and has a payload capacity up to 5 kg, which makes it suitable to carry a communications node, such as a Wi-Fi Access Point or cellular Base Station.

The MRP's battery used was a lithium-ion battery with a rated capacity of 4500 mAh, a rated voltage of 21.6 V, and a limit charge voltage of 25.2 V. The battery is charged using the charging base depicted in Fig. 3. The charging base was also used to measure the voltage of each cell and the state of charge of the battery, expressed by Eq. (1). The measurements were made through an application provided by Uniree, which is depicted in Fig. 4. It provides the voltage of each of the nine battery's cells, total voltage, battery's temperature, charging cycle of the battery, and state of charge.

$$\text{State of Charge (\%)} = \frac{\text{Remaining Capacity}}{\text{Total Capacity}} \times 100 \quad (1)$$

III. EXPERIMENTAL ENERGY CONSUMPTION EVALUATION

In order to characterize the energy consumption of the MRP, four reference actions were assessed:




Fig. 3: MRP's battery charging base.

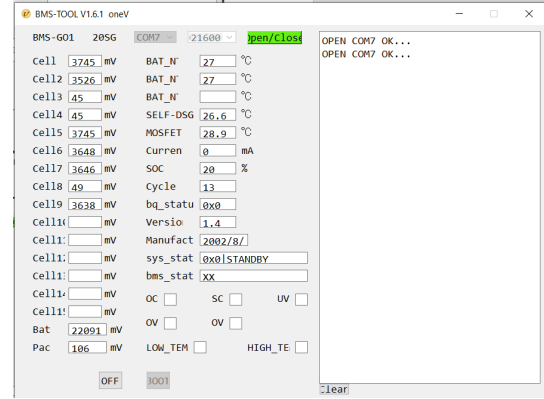


Fig. 4: Application's interface used to perform experimental measurements on the MRP's battery.

- 1) **Lay down position.** As shown in Fig. 5, this is the most stable position, with the entire MRP in contact with the ground. It does not exert any significant strain on the motors.
- 2) **Crouch position.** As depicted in Fig. 6, in this position, the MRP has its limbs tucked in. This requires some effort from the motors to counteract the force of gravity.
- 3) **Standing position.** As illustrated in Fig. 7, in this position, the MRP's limbs are fully extended. The motors must work to both counteract gravity and maintain the MRP's balance.
- 4) **Forward walk.** This is the most demanding action among the four studied. It requires the most effort from the motors to both move forward and maintain an upright position (cf. Fig. 7). Additionally, the motors must work to keep the MRP balanced while moving it at a constant speed of 0.4 m/s.

The energy consumption measurements were carried out by following a sequential series of steps:

- 1) **Installation.** The battery was placed on the charging base and a Universal Serial Bus (USB) cable was connected between the charging base and a personal computer.
- 2) **Software Execution.** A custom software was used to extract battery state measurements from the Uniree application and the following steps were performed:
 - **Initiation.** The application provided by Uniree was



Fig. 5: MRP laying down.



Fig. 6: MRP crouching.



Fig. 7: MRP standing.

launched and the appropriate configuration for the measurements was selected.

- **Configuration.** The MPR's battery power button was pressed once, followed by the *Enter* key in the terminal.
- **Data Collection.** The custom developed software was used to retrieve the values from *Cell* to *Cell9* (cf. Fig. 4), as well as *Cycle*, and state of charge (*SoC*) fields. The retrieved values were written to a file, with a unique filename defined by the user.

- 3) **Action Performance.** A given action (laying down, crouching, standing or forward walk) was executed by the MRP and its duration was measured.
- 4) **Iteration.** For ensuring statistical variability, the entire process was repeated multiple times. This was done until a significant battery discharge state prevented further iterations.

After the data collection was complete, the experimental values, including the state of charge and the voltage of each individual battery cell, were processed to fit into mathematical models. By applying Eq. (1), and multiplying the resulting value by the combined voltage for all battery cells, it was possible to estimate the remaining energy in the battery, expressed in Watt-hour (Wh). The energy consumption for a given action was then determined by comparing this value with the energy remaining from the previous iteration, while subsequently subtracting the latter from the former. The graphics resulting from all measurements for the different actions are depicted in Fig. 8. It can be observed that the energy consumption is lower when the MRP is in the lay down position, since this position allows the MRP's motors to be under the least strain, avoiding the need for balancing and

movement actions (cf. Fig. 8a). Conversely, the most energy-intensive action is the forward walk movement at a constant speed, as it requires the displacement of the MRP, introducing greater operational demand on the motors. This movement also demonstrates the most variable energy consumption, as shown in Fig. 8d, due to the continuous adjustments required to ensure the MRP's balance. The energy consumption for the remaining two actions is of the same order of magnitude, mainly due to the minor balance adjustments required by the MRP.

Considering the time measured for each iteration, the average power wasted during each action was computed by means of Eq. (2). Moreover, taking into account the average power for each iteration, the overall average power was derived. The obtained values are presented in Table I. On the one hand, Table I can be used as a reference for estimating the energy consumption associated with complex actions, which may be achieved by decomposing them into combinations of the four elementary actions that were measured in this research work. On the other hand, Fig. 9 provides a comparative analysis of the average power required for all actions, offering a clear visualization of their relative energy requirements. It is worth noting that the energy consumption associated with each action was determined by considering the action's duration, as expressed in Eq. (3). The results, obtained for different action durations using Eq. (3) and taking into account the linear regressions derived from experimental data in Fig. 8, are presented in Table II.

$$\text{Average Power} = \frac{\text{Energy consumed}}{\Delta t} \quad (2)$$

$$\text{Consumed Energy} = \frac{\text{Average Power} \times \Delta t}{3600} \quad (3)$$

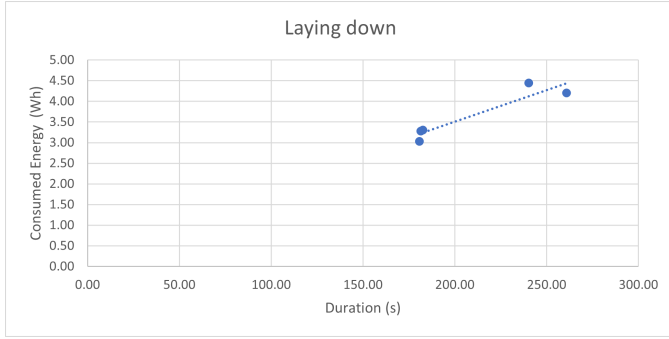
	Laying down	Crouching	Standing	Forward walk
Average Power (W)	62.99	150.14	138.58	344.65

TABLE I: Average power spent for each action.

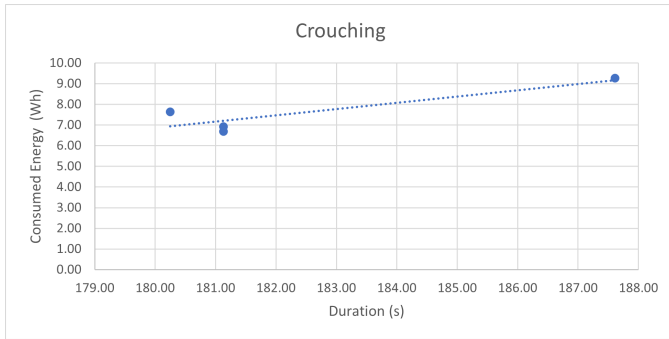
IV. DISCUSSION

The experimental results presented in this paper allow to assess the power consumption for different actions of an MRP acting as a mobile communications cell. The assessment of how each action influences overall energy usage and the endurance of an MRP is crucial in the context of wireless networks, particularly in dynamic networking scenarios that require the repositioning of the MRP over time.

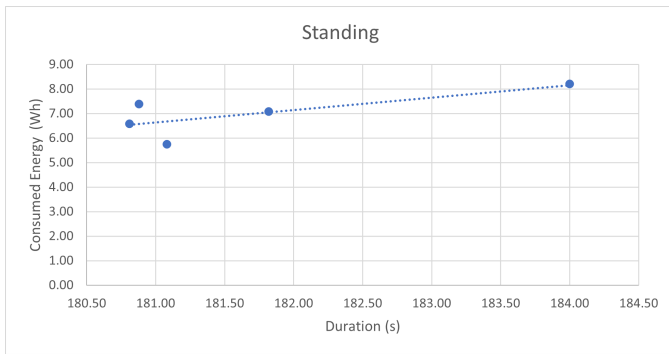
The energy consumption characterization carried out illustrates that energy consumption changes significantly with the type of action performed by the MRP. As shown in Table II, the energy spent during the forward walk was the highest, followed by the crouching, standing, and laying down actions. It is worth noting that stationary actions, such as laying down



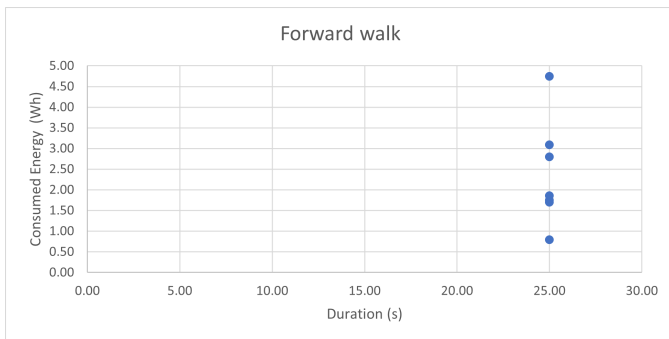
(a) Energy consumption in laying down position.



(b) Energy consumption in crouching position.



(c) Energy consumption in standing position.



(d) Energy consumption in forward walk movement at a constant speed of 0.4 m/s.

Fig. 8: Energy consumption for different actions.

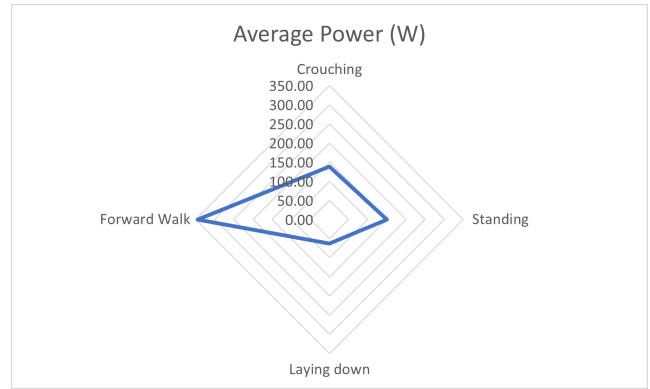


Fig. 9: Average power consumption for each action.

Duration (s)	Energy Consumed (Wh)			
	Laying Down	Crouching	Standing	Forward Walk
30	0.52	1.25	1.15	2.87
60	1.05	2.50	2.31	5.74
120	2.10	5.00	4.62	11.49
180	3.15	7.51	6.93	17.23
200	3.50	8.34	7.70	19.15
600	10.50	25.02	23.10	57.44

TABLE II: Evolution of energy consumption over time for all actions.

and crouching, consume substantially less energy compared to dynamic actions such as forward walk.

The information on the average power spent during different actions can be used for optimizing the MRP movement. In particular, the ability to extrapolate the energy usage for complex movements based on combinations of the four studied elementary actions allows to define targeted actions for an MRP so that the wireless network's availability is maximized while minimizing the MRP's energy consumption.

Our research work has some limitations that may be addressed as part of future work. First, the collection of a larger experimental dataset with a higher number of iterations for each type of action is worth considering. Additionally, given that not all complex MRP movements can be broken down into the four actions analyzed in this paper, additional measurements for other MRP actions may be performed, including evaluating varying speed values for the forward walk movement, introducing sideways movements, and considering movements across irregular terrains.

The research work presented in this paper provides reference experimental values for characterizing the energy spent by MRPs. The results may be considered to formulate energy-aware MRP positioning approaches, in order to improve energy efficiency and endurance. Ultimately, this leads to enhanced availability of wireless networks enabled by MRPs.

V. CONCLUSIONS

A challenge when deploying mobile communications cells using MRPs is their availability. As the MRPs are not permanently connected to the electrical grid, they rely on on-board batteries, which may quickly run out of power. As such, the characterization of the MRP's energy consumption is crucial to enable more energy-efficient MRP movements.

In this paper, we presented the experimental evaluation of the energy consumption of an MRP. The evaluation carried out considered different actions performed by a real MRP, showing that the energy consumption varies significantly with the type of action performed by the MRP. By characterizing the energy requirements associated with different actions, the MRP positioning can be optimized, while extending its endurance and improving the availability of the wireless networks created.

As future work it is worth enlarging the experimental dataset by increasing the number of iterations for each type of action and incorporating additional types of actions, such as sideways movements and movements over irregular terrains. This will pave the way for the creation of more accurate and generic energy consumption models.

ACKNOWLEDGMENTS

This work is financed by National Funds through the Portuguese funding agency, FCT – Fundação para a Ciência e a Tecnologia, within project UIDB/50014/2020.

REFERENCES

- [1] C.-X. Wang *et al.*, "On the road to 6g: Visions, requirements, key technologies, and testbeds," *IEEE Communications Surveys & Tutorials*, vol. 25, no. 2, pp. 905–974, 2023. DOI: 10.1109/COMST.2023.3249835.
- [2] H. Tataria, M. Shafi, A. F. Molisch, M. Dohler, H. Sjöland, and F. Tufvesson, "6g wireless systems: Vision, requirements, challenges, insights, and opportunities," *Proceedings of the IEEE*, vol. 109, no. 7, pp. 1166–1199, 2021. DOI: 10.1109/JPROC.2021.3061701.
- [3] L. Romeo, A. Petitti, R. Marani, and A. Milella, "Internet of robotic things in smart domains: Applications and challenges," *Sensors*, vol. 20, no. 12, 2020, ISSN: 1424-8220. [Online]. Available: <https://www.mdpi.com/1424-8220/20/12/3355>.
- [4] O. Vermesan *et al.*, "Internet of robotic things intelligent connectivity and platforms," *Frontiers in Robotics and AI*, vol. 7, 2020, ISSN: 2296-9144. DOI: 10.3389/frobt.2020.00104. [Online]. Available: <https://www.frontiersin.org/articles/10.3389/frobt.2020.00104>.
- [5] D. Maia, A. Coelho, and M. Ricardo, "Obstacle-aware on-demand 5g network using a mobile robotic platform," in *2022 18th International Conference on Wireless and Mobile Computing, Networking and Communications (WiMob)*, 2022, pp. 470–473. DOI: 10.1109/WiMob55322.2022.9941633.
- [6] H. Rodrigues, A. Coelho, M. Ricardo, and R. Campos, "Energy-aware relay positioning in flying networks," *International Journal of Communication Systems*, vol. 35, no. 13, e5233, 2022. DOI: <https://doi.org/10.1002/dac.5233>.
- [7] H. Rodrigues, A. Coelho, M. Ricardo, and R. Campos, "Joint energy and performance aware relay positioning in flying networks," *IEEE Access*, vol. 10, pp. 43 848–43 864, 2022. DOI: 10.1109/ACCESS.2022.3168695.
- [8] Unitree, *Unitree Go1*, Accessed on 06-07-2023. [Online]. Available: <https://shop.unitree.com/products/unitreeyushutechnologydog-artificial-intelligence-companion-bionic-companion-intelligent-robot-go1-quadruped-robot-dog>.