

An Effective Index for Truss-based Community Search on Large Directed Graphs

Wei Ai

*School of Computer and Information Engineering
Central South University of Forestry and Technology
ChangSha, China
aiwei@hnu.edu.cn*

CanHao Xie

*School of Computer and Information Engineering
Central South University of Forestry and Technology
ChangSha, China
Xiecanhao@csuft.edu.cn*

Tao Meng*

*School of Computer and Information Engineering
Central South University of Forestry and Technology
ChangSha, China
mengtao@hnu.edu.cn*

Yinghao Wu

*School of Computer and Information Engineering
Central South University of Forestry and Technology
ChangSha, China
wuyinghao@csuft.edu.cn*

KeQin Li

*Department of Computer Science
State University of New York
New Paltz, New York 12561, USA
lik@newpaltz.edu*

Abstract—Community search is a derivative of community detection that enables online and personalized discovery of communities and has found extensive applications in massive real-world networks. Recently, there needs to be more focus on the community search issue within directed graphs, even though substantial research has been carried out on undirected graphs. The recently proposed D-truss model has achieved good results in the quality of retrieved communities. However, existing D-truss-based work cannot perform efficient community searches on large graphs because it consumes too many computing resources to retrieve the maximal D-truss. To overcome this issue, we introduce an innovative merge relation known as D-truss-connected to capture the inherent density and cohesiveness of edges within D-truss. This relation allows us to partition all the edges in the original graph into a series of D-truss-connected classes. Then, we construct a concise and compact index, ConDTruss, based on D-truss-connected. Using ConDTruss, the efficiency of maximum D-truss retrieval will be greatly improved, making it a theoretically optimal approach. Experimental evaluations conducted on large directed graph certificate the effectiveness of our proposed method.

Index Terms—Community search, D-truss, D-truss-connected, directed graphs.

I. INTRODUCTION

COMMUNITY structure [10], [17] exists widely in large-scale network graphs. The current research on communities can be divided into two categories; one is community detection [11], [18], [35], which aims to divide the network nodes into several communities to understand the network structure and function better; the other is community search(CS) [7],

[16], [21], [34], [36], which supports finding specific communities or groups online. More specifically, when given a vertex q in a graph G_d , CS aims to find all dense and cohesive subgraphs in G_d that contain the vertex q . The exploration of community search has gained significant prominence as it empowers individuals to satisfy their requirements more effectively. Concurrently, it has also witnessed substantial real-world utilization, such as personalized recommendations and advertisements, finding research on a specific field or topic papers. In addition, CS research is not limited to simple graphs, but also explores complex graph types, including temporal graphs [22], geo-social graphs [3], [6], [38], attributed graphs [5], [13], weighted graphs [19], and multi-valued graphs [20].

Currently, the models mainly include based on k-clique, k-core, and k-truss [4], [12], [27]. The previously mentioned models are exclusively applied to undirected graphs. However, directed graphs are prevalent in diverse domains, e.g., sensor networks [14], knowledge map [39], social networks, [2] and beyond [15], [17]. Consequently, addressing the identification of communities within large directed graphs is of utmost importance.

Several models have been developed to identify cohesive communities within directed graphs, e.g., D-core (also known as (k, l) -core) [9] and CF-truss [8]. Nevertheless, the D-core model is characterized by a significant drawback. In certain graphs, there can be substantial variations in the in-degree and out-degree of different vertices [1], [25], [26], [28]–[33], [37]. It will lead to sparse communities when attempting to incorporate such nodes. On the other hand, the CF-truss model

* is the corresponding author.

treats the two types of triangles independently, resulting in huge communities. This approach limits its applicability to real-world queries.

Recently, Huang et al. [23] performed CS research on directed graphs with a D-truss(k_c, k_f)-truss) model. The D-truss model stands out due to its robust structure and cohesiveness. Specifically, each edge in a D-truss can form cyclic (flow) triangles with at least $k_c(k_f)$ nodes. Moreover, a D-truss H_s is a maximal D-truss(M-D-truss) when no other D-truss H'_s in the original graph satisfies the condition $H'_s \supset H_s$. Based on the D-truss model, they propose the definition of the D-truss CS and prove its NP-hardness. In order to enable D-truss CS to proceed, they first devised two algorithms, e.g., *Local* and *Global* [23], to identify D-truss communities in a down-top and top-down manner, respectively. Then, they designed the D-truss index to acquire the M-D-truss. In particular, they initially introduced a D-truss decomposition algorithm designed to break down the original graph into a series of D-trusses and store the outcome within an index. The basic idea of index-based M-D-truss finding is to use the query vertex set Q as starting points and employ a breadth-first search to identify all the edges of the M-D-truss. Nevertheless, this approach entails excessive edge access and computations, resulting in markedly inefficient community discovery processes within large-scale graphs. Consider an example in Fig 1. Suppose we want to retrieve a M-D-truss in a graph. In that case, we need to calculate and visit the skyline trussnesses of all edges (skyline trussness will be introduced in Section 3), which is undoubtedly very time-consuming.

Example 1. In the directed graph G_d displayed in Fig 1, the subgraph H is a (1,1)-truss composed of nodes '2', '3', '6', and '7' and the edges between them, and each edge in H can form at least one flow triangle and one circle triangle with other nodes. However, H is not an M-(1, 1)-truss because other subgraphs in G_d are also (1, 1)-truss and can contain H .

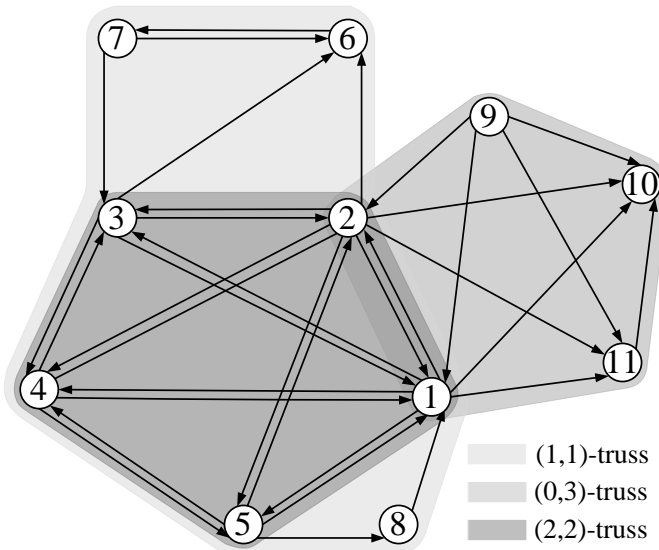


Fig. 1. An example of M-D-truss in directed graph.

Thus, this paper introduces an innovative summarized graph [24] indexing approach to the community problem in large directed graphs. Specifically, we proposed a novel concept called D-truss-connected, which captures the inherent relationships among edges in D-truss communities. Utilizing this novel notion, any directed graph can be partitioned into connected classes that preserve the D-truss information. Then, we devise and construct a D-truss-connected-based index, ConDTruss, which is space-efficient and cost-effective. Finally, we devise a method based on ConDTruss to uncover the M-D-truss that contains the query vertex efficiently set Q . Consider an example in Fig 1. If we want to retrieve the M-(2,2)-truss where node "4" is located, we only need to find its connected classes and decompress them when outputting the result.

We conduct theoretical and experimental analyses to assess the quality and performance of ConDTruss.

We summarize the key contributions in this paper:

1. We introduce a new concept called D-truss-connected, which captures the inherent relationships among edges in D-truss communities. Utilizing this novel notion, we can divide any directed graph into connected classes for efficient M-D-truss finding.
2. We devise and construct a space-efficient and cost-effective index, ConDTruss. The M-D-truss find can be conducted directly on ConDTruss without visits to the original graph, which is theoretically vintage.
3. We conduct comprehensive experimental studies on various large directed graphs. Experimental results verify the proposed algorithm's effectiveness.

Here, we introduce the organizational structure of this paper. Section 2 provides the preliminaries. Section 3 proposes a novel concept called D-truss-connected and the ConDTruss. The results of the experiments are showcased in Section 4, while Section 5 gives the conclusion of this paper.

Given a directed graph $G_d = (V_{G_d}, E_{G_d})$, V_{G_d} and E_{G_d} are the node set and edge set of G_d , respectively. We call it a directed graph. For each edge $e = \langle u, v \rangle \in E_{G_d}$, u is an in-neighbor of v and v is an out-neighbor of u . For each node v in G_d , the in-degree(out-degree) of v is the number of the in-neighbor (out-neighbor) of v , denoted as $\text{degree}_{G_d}^+(v)$ ($\text{degree}_{G_d}^-(v)$). The degree of v is $|\text{degree}_{G_d}^+(v)| + |\text{degree}_{G_d}^-(v)|$, i.e., $|\text{degree}_{G_d}(v)|$.

Definition 1 (Cycle-Support). The cycle-support of an edge $e = \langle u, v \rangle \in E_{G_d} \in G_d$ is defined as $|\{w \in V_{G_d} : \Delta_{uvw}^C \text{ in } G_d\}|$, i.e., $\text{csup}_{G_d}(e)$.

Definition 2 (Flow-Support). The flow-support of an edge $e = \langle u, v \rangle \in E_{G_d} \in G_d$ is defined as $|\{w \in V_{G_d} : \Delta_{uvw}^F \text{ in } G_d\}|$, i.e., $\text{fsup}_{G_d}(e)$.

Definition 3 (D-truss). For a subgraph H_s in G_d , H_s is a D-truss(k_c, k_f), if $\forall e \in E_{H_s}$, $\text{csup}_{H_s}(e) \geq k_c$ and $\text{fsup}_{H_s}(e) \geq k_f$.

II. PRELIMINARIES

III. METHOD

This paper proposes a novel index to find the M-D-truss to systematically overcome the limitations of D-truss methods

TABLE I
SYMBOLS AND INTERPRETATIONS USED IN THIS PAPER

Notation	Description
$G_d = (V_{G_d}, E_{G_d})$	A directed, simple graph G_d
$G_s = (V_s, E_s)$	The summarized graph of G_d
$N_{G_d}(v)$	The neighbors of $v \in V_{G_d}$
$\deg_{G_d}(v)$	The degree of $v \in V_{G_d}$
$\text{csup}_{G_d}(e)$	The circle-support of $e \in E_{G_d}$
$\text{fsup}_{G_d}(e)$	The flow-support of $e \in E_{G_d}$
Δ_{wvu}	A triangle constituted by vertices w, v, u
Δ_{wvu}^C	A circle-triangle constituted by vertices w, v, u

and achieve a more efficient CS. First, we introduce a D-truss-connected relation to capture edges with similar characteristics in social networks; then, we build a concise and efficient index, ConDTruss, based on this relation to find the M-D-truss.

A. D-truss-connected

Before starting our work, We need a pre-step to calculate the skyline trussesses of all edges in the input graph.

For an edge $e \in E_{G_d}$, the edge trussness of e is defined as Definition 1.

Definition 4 (Edge Trussness). Given an edge $e \in E_{G_d}$, (k_c, k_f) is a trussness of e while a (k_c, k_f) -truss contain e , i.e., $T(e) = (k_c, k_f)$.

It is important to know that an edge can be contained in multiple D-trusses, resulting in multiple trussesses for that edge.

Definition 5 (Trussness Dominance). Given two trussesses (k_c^1, k_f^1) and (k_c^2, k_f^2) of an edge e , trussness (k_c^1, k_f^1) dominates trussness (k_c^2, k_f^2) , denoted as $(k_c^1, k_f^1) \prec (k_c^2, k_f^2)$, if: $k_c^1 > k_c^2$ and $k_f^1 \geq k_f^2$; or (2) $k_c^1 \geq k_c^2$ and $k_f^1 > k_f^2$.

Note that, if there are two trussesses (k_c^1, k_f^1) and (k_c^2, k_f^2) of e , $k_c^1 \geq k_c^2$ and $k_f^1 \geq k_f^2$, we donated it as $(k_c^2, k_f^2) \preceq (k_c^1, k_f^1)$.

Definition 6 (Skyline Trussness). For an edge e and its trussesses $T(e) = (k_c^1, k_f^1), (k_c^2, k_f^2), \dots, (k_c^n, k_f^n)$, the skyline trussness of e is the trussesses that are not dominated by others, i.e., $ST(e)$. Formally, $ST(e) = (k_c^i, k_f^i) \in T(e)$: not exists $(k_c^j, k_f^j) \in T(e)$, s.t., $(k_c^i, k_f^i) \prec (k_c^j, k_f^j)$.

We can utilize D-truss decomposition [23], to calculate the skyline trussesses of every edge in G_d . The outputs of D-truss decomposition are the skyline trussesses of each edge in E_{G_d} . The time complexity(TC) of Algorithm 1 is $O(\min\{k_{cmax}, k_{fmax}\} \cdot |E_G|^{1.5})$ and its space complexity(SC) is $O(\min\{k_{cmax}, k_{fmax}\} \cdot |E_G|)$.

Example 2. We utilize D-truss decomposition to calculate skyline trussesses for all edges in the directed graph G_d . The results are depicted in Fig 2(a), where edges with distinct skyline trussesses are visualized in varying colors.

From Fig 2(a), we can notice that for any two edges e_1, e_2 in G_d , they belong to the M- (k_c, k_f) -truss when they satisfy the following two requirements simultaneously: (1) $\tau(e_1) \succeq (k_c, k_f)$ and $\tau(e_2) \succeq (k_c, k_f)$; (2) e_1 and e_2 can be connected through a series of edges where skyline trussness $\succeq (k_c, k_f)$.

Moreover, the two edges satisfying requirement 2, we call them are (k_c, k_f) connected. Based on this finding, we propose the notion of D-truss-connected as follow,

Definition 7 (D-truss-connected (Also called (k_c, k_f) -truss-connected)). For two edges $e_1, e_2 \in E_{G_d}$, they are (k_c, k_f) -truss-connected, i.e., $e_1 \xleftrightarrow{(k_c, k_f)} e_2$, if (1) $(k_c, k_f) \in ST(e_1) \cap ST(e_2)$, and (2) e_1 and e_2 are (k_c, k_f) connected.

Algorithm 1 Summarized Graph Construction

Input: a directed graph $G_d = (V_{G_d}, E_{G_d})$
Output: a summarized graph $G_s = (V_s, E_s)$ of G_d

- 1: D-Truss Decomposition(G_d);
- 2: $st \leftarrow \emptyset$;
- 3: **for** each $e \in E_{G_d}$ **do**
- 4: **if** $\exists T(e) \in ST(e) = d$ **then**
- 5: $\phi_d \leftarrow \phi_d \cup e$;
- 6: $st \leftarrow st \cup \{d\}$;
- 7: **for** each $d \in st$ **do**
- 8: **for** each $e \in \phi_d$ **do**
- 9: $\phi_d.e.L_id \leftarrow \emptyset$;
- 10: $Id \leftarrow 0$;
- 11: **for** each d in st (d is not dominate by others) **do**
- 12: **for** each $e \in E_{G_d}$ **do**
- 13: $e.visited \leftarrow \text{False}$;
- 14: **while** $\exists e \in \phi_d$ **do**
- 15: $e.visited \leftarrow \text{True}$;
- 16: $L \leftarrow \emptyset$;
- 17: Create a supernode ν with $\nu.Id \leftarrow Id + 1$;
- 18: $V_s \leftarrow V_s \cup \{\nu\}$;
- 19: $L.append(e)$;
- 20: **while** $|L| \neq 0$ **do**
- 21: $e\langle u, v \rangle \leftarrow L.pop()$;
- 22: **if** $\exists T(e) \in ST(e) = d$ **then**
- 23: $\nu \leftarrow \nu \cup \{e\}$;
- 24: **for** each $id \in e.L_id$ **do**
- 25: $E_s \leftarrow E_s \cup \{(\mu, \nu)\}$;
- 26: **for** each incident edge e' of e **do**
- 27: ProcessEdge1(e');
- 28: $\phi_d \leftarrow \phi_d - e$; $ST(e) \leftarrow ST(e) - d$;
- 29: **if** $|ST(e)| = 0$ **then**
- 30: $E_{G_d} \leftarrow E_{G_d} - e$;
- 31: $st \leftarrow st - d$;
- 32: **Return** $G_s = (V_s, E_s)$

Procedure ProcessEdge(e):

- 33: **if** $d \in ST(e)$ and $\phi_d.e.visited = \text{False}$ **then**
- 34: $e.visited = \text{True}$;
- 35: $L.append(e)$;
- 36: **if** $\exists \tau \in ST(e) \not\prec d$ and $Id \notin \phi_d.e.L_id$ **then**
- 37: $e.visited = \text{True}$;
- 38: $(e).L_id \leftarrow \phi_d.e.L_id \cup \{Id\}$
- 39: **if** $\exists \tau \in ST(e) \succ d$ **then**
- 40: $L.append(e)$;

B. Index construction

Afterward, we constructed the ConDTruss to maintain the skyline trussness and adjacency information in G_d . We regard

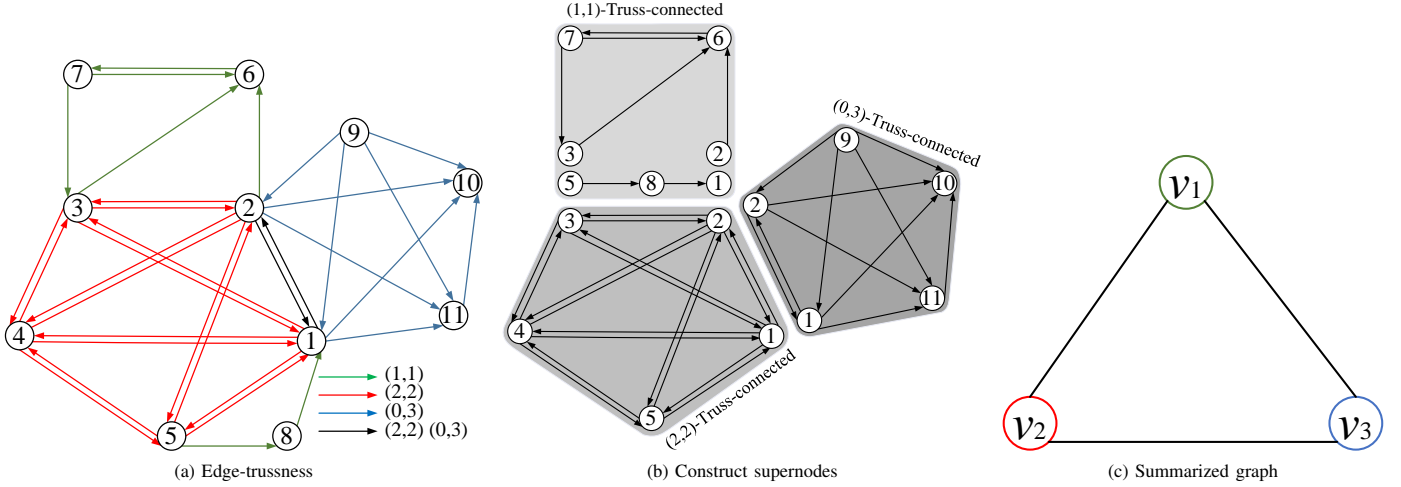


Fig. 2. An example of construct summarized graph. (a) Calculate skyline trussnesses for each edge $e \in E_{G_d}$ and partition directed graph G_d into connected classes which preserve D-truss information. (b) Each connected class is represented by a s-node. (c) Construct the summarized graph of G_d . And each s-node depicts the connections between supernodes.

each connected class as a supernode and establish superedges between them according to their connected relations. The detailed process is described in Algorithm 1.

For a directed graph G_d , we develop the ConDTruss for G_d based on D-truss-connected in Algorithm 1. During the initialization process (Lines 1-10), the algorithm invokes D-truss decomposition to calculate the skyline trussness for each edge $e \in E_{G_d}$ (line 1). We reassign the edges according to the skyline trussnesses of each edge to a different set Φ_d and record all skyline trussnesses to st (lines 2-6). Given an edge $e \in \Phi_d$, we preserve an auxiliary data structure L_{id} , which is a set of supernode labels, where each label corresponds to a supernode that has been previously explored, μ , where $T(\mu)$ does not dominate k (denotes as $d \not\leq T(\mu)$), μ is connected to the current supernode ν , $T(\nu) = d$. The set $\Phi_d.e.L_{id}$ is initialized as empty (line 9). Given a value d in st , if others do not dominate d , the algorithm examines edges in Φ_d . (Lines 11-30). When an edge $e \in \Phi_d$ is selected, a new supernode ν will be set to represent the connected class of e (Lines 17-18). We identify all edges that are D-truss D-Truss-connected to e and add them to the supernode ν by BFS (lines 20-27). During the exploration process, we also examine if there exists a supernode μ in $\phi_d.e.L_{id}$ that satisfies $T(\nu) \not\leq T(\mu)$ and μ is connected to ν through edge e . If such a supernode μ is found, we set a superedge (μ, ν) in the index (Lines 24-25). In the end, we will get a summarized graph index made of V_s and E_s .

Complexity Analysis. In Algorithm 1. In the initialization process (Lines 1-11), the D-truss decomposition takes $O(\min\{k_{cmax}, k_{fmax}\} \cdot |E_{G_d}|^{1.5} + n \cdot |E_{G_d}|)$ time. In the summarized graph development process (Lines 12-36), given an edge $e \in E_{G_d}$, and e is in n sets of ϕ_d ($n = |ST(e)|$). For each edge $e \in \phi_d$, we identify all edges D-Truss-connected to e by examining all incident edges of e , then e is removed from ϕ_d . Therefore, each $e \in E_{G_d}$ is examined n times. The procedure ProcessEdge1

and ProcessEdge2 takes $O(1)$ time. Thus, the TC of Algorithm 2 is $O(\min\{k_{cmax}, k_{fmax}\} \cdot |E_{G_d}|^{1.5} + n \cdot |E_{G_d}|)$. Moreover, each $e \in E_{G_d}$ can be in n supernodes, so the SC of Algorithm 2 is $n \cdot |E_{G_d}|$.

Example 3. The ConDTruss of the directed graph G_d is illustrated in Fig 2(c). It consists of 3 supernodes, each representing a D-truss-connected class for the edges in G_d . For instance, the supernode ν_3 corresponds to a (0, 3)-truss community comprising 11 edges. These edges are connected and share the same skyline trussness of (0, 3). Additionally, it contains three superedges that depict the connectivity between supernodes.

C. ConDTruss-based maximal D-truss find.

After the ConDTruss is developed from G_d , we can efficiently find the M-D-truss directly on the ConDTruss. The retrieval process is as described in Algorithm 2.

Algorithm 2 ConDTruss-based M-D-truss find.

Input: $G_s=(V_s, E_s)$, a query node set Q , k_c and k_f
Output: the M-D-truss containing q

- 1: **for** each $\nu \in V_s$ **do**
- 2: $\nu.visited \leftarrow \text{False}$;
- 3: $D_m \leftarrow \emptyset$;
- 4: **while** $|L_Q| \neq 0$ **do**
- 5: $\nu \leftarrow L_Q.pop$;
- 6: $\nu.visited = \text{True}$;
- 7: $D_m \leftarrow D_m \cup \{e | e \in \nu\}$;
- 8: **for** each $\mu \in N(\nu)$ **do**
- 9: **if** $\tau(\mu) \succeq (k_c, k_f)$ and $\mu.visited = \text{False}$ **then**
- 10: $\mu.visited \leftarrow \text{True}$;
- 11: $L_Q.append(\mu)$;
- 12: **Return** D_m

Given the ConDTruss of G_d , a query node set Q , and two integers k_c and k_f . Initially, we put each supernode ν which

the query node q in Q belongs to and $\tau(\nu) \succeq (k_c, k_f)$ into a list L_Q . Next, for each supernode $\nu \in L_Q$ with $\tau(\nu) \succeq (k_c, k_f)$, we traverse G_s in a BFS fashion (lines 4 - 11). For each neighboring supernode μ , if μ has not been visited and $\tau(\mu) \succeq (k_c, k_f)$, we add the edges within μ to the M-D-truss D_m (lines 7). Afterward, we will get a M-D-truss containing Q .

Complexity Analysis. In Algorithm 2, each edge of D_m is visited only once when decompressed as result. So the TC of Algorithm 3 is $O(|D_m|)$.

Example 4. Consider the directed graph G_d in Fig 2(a), two integers $k_c = 2$ and $k_f = 2$, and a query node '2'. We first find the supernode from the summarized graph where '2' is located, which is ν_2 . Starting from ν_2 , $T(\nu_2) = (2, 2)$, so the algorithm adds all the edges in ν_2 to the M-D-truss D_m . However, ν_2 's neighboring supernodes ν_1 and ν_3 are disqualified because $\tau(\nu_1) = (1, 1)$ and $\tau(\nu_3) = (0, 3)$. Finally, we will get the M-D-truss, D_m , as shown in Fig 3.

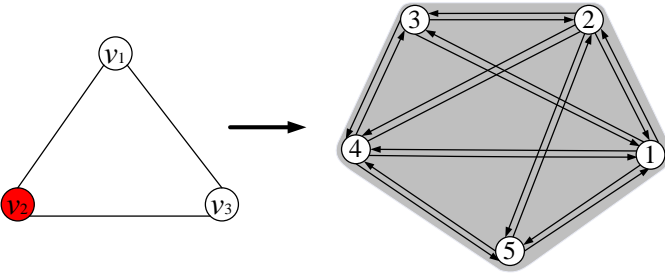


Fig. 3. An example of ConDTruss-based M-D-truss find

IV. EXPERIMENT

This section verifies the effectiveness of our proposed index and algorithm. All experiments were conducted on a Windows Server with a six-core CPU running at 2.50 GHz and 32GB of RAM. The algorithms were coded using Python.

Four real-world datasets consisting of directed networks are utilized in our experiments. The statistical information for these networks is summarized in Table 2., including four datasets: EAT, Slashdot, Twitter, and Pokec. EAT is a word association network, and the other three data sets are social relationship networks.

TABLE II
DATASET STATISTICS ($K = 10^3$, $M = 10^6$)

Datasets	$ V_G $	$ E_G $	d_{max}	k_{cmax}	k_{fmax}
ETA	23.1K	685K	1,106	3	8
Slashdot	77.4K	905.5K	5,048	33	33
Twitter	81.3k	1.8M	3,758	161	199
Pokec	1.6M	30.6M	20,518	18	27

A. Index construction

We initiate our experiments by constructing the indexes, which are done offline prior to CS. After constructing indexes, they are stored in the main memory, enabling efficient CS in large graphs. Our experimental analyses emphasize three evaluation metrics:

- (1)The time required for index construction.;
 - (2)The memory size of the index;
 - (3)The edge compression ratio(ECR): $|E_s| / |E_{G_d}|$.
- The experimental results are presented in Table 3.

TABLE III
THE TIME AND SPACE REQUIRED FOR THE DEBI BUILD AND THE SIZE OF THE ORIGINAL GRAPH.

Graph	Size(MB)	Index size(MB)	Time(s)	ECR
ETA	6.92	4.12	385.72	0.0009
Slashdot	10.49	6.85	892.36	0.0017
Twitter	43.5	27.31	2368.61	0.0113
Pokec	404.3	229.76	32574.83	0.0016

Table 3 shows that ConDTruss can be efficiently constructed from the original graph, and its size is always smaller than the original graph because each edge in the original graph is compressed in the corresponding supernode. The ECR describes the degree to which the original graph is compressed. The lower the index, the higher the query efficiency of the maximum D-truss.

B. Case study

Since our method has the same effectiveness as [23], no experiments are performed on the community quality measure. We will perform the case analyses on the EAT in this part of the experiment. We run two queries on node "DRINK" separately; k_c, k_f values are (0,7) and (0,8) respectively. The results shown in Fig 4 indicate that we can obtain communities with different degrees of tightness by adjusting the k_c or k_f . This capability is crucial for personalized CS in analyzing and studying large-scale graphs.

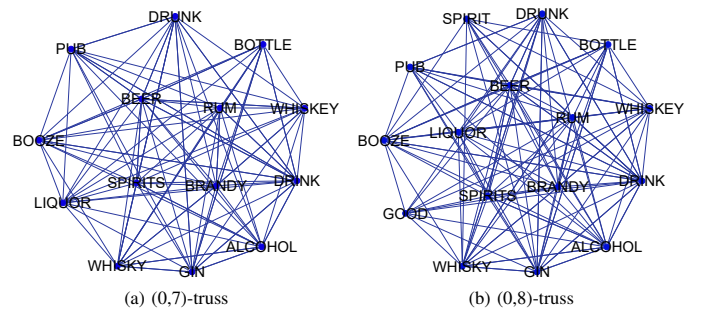


Fig. 4. Case study on EAT. (a) A (0, 7)-truss community of "DRINK" in EAT. (b) A (0, 8)-truss community of "DRINK" in EAT.

C. Performance Evaluation

In this part of the experiments, we tested the performance of different methods, e.g., $iGlobal$, $iLocal$, $cGlobal$ (ConDTruss based $Global$), and $cLocal$ (ConDTruss based $Local$) on various datasets, e.g., Email, EAT, Slash, Pokec, and Twitter networks.

Exp-1: Changing the Degree of Query Vertices. Within real-world networks, nodes with varying degrees frequently engage in communities with differing levels of cohesion. To investigate this phenomenon, we initially arrange the vertices

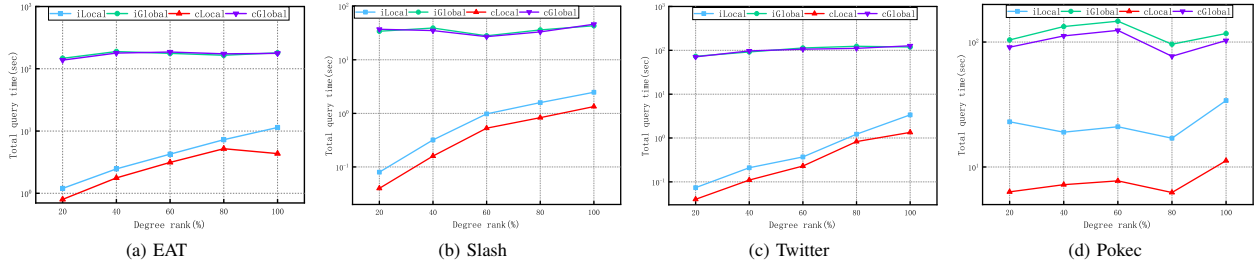


Fig. 5. CS performance in different node-degree

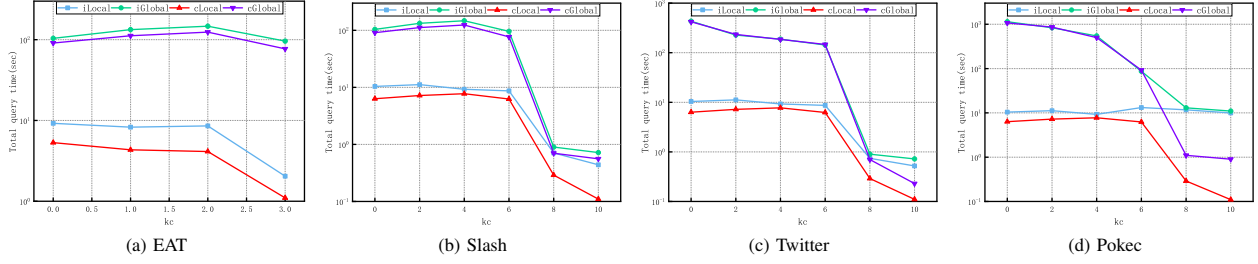


Fig. 6. CS performance for different values of k_c

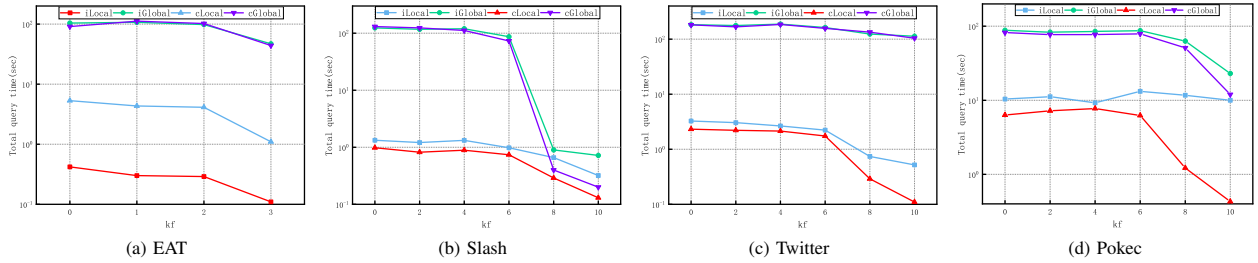


Fig. 7. CS performance for different values of k_f

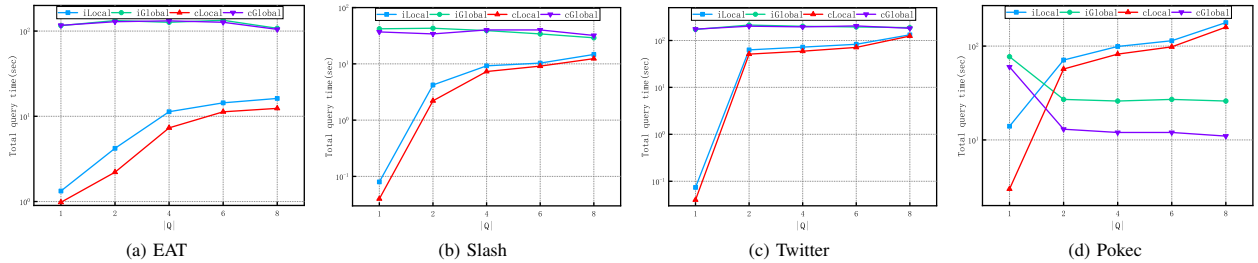


Fig. 8. CS performance for different number of $|Q|$

within each graph in descending order of degree and distribute them evenly into five equal groups. For instance, the first group comprises the top 20 percent of nodes regarding degree. In the context of each experiment set, we execute 100 queries and subsequently compute the average execution time.

As depicted in Fig 5, the CondTruss-based *Local* method performs best on each dataset because CondTruss saves many computing resources in retrieving the largest D-truss. At the same time, we can find that *cGlobal* and *iGlobal* are inefficient in querying the D-truss community because much time is spent

in the iterative process of the Global algorithm. Across the four datasets, the efficiency of each algorithm demonstrates a tendency to remain consistent, irrespective of variations in query node degrees, which shows that the efficiency of the D-truss CS is less affected by the query node degree.

Exp-2: Changing k_c and k_f . In this experiment, we examine the query time for CS in different datasets by changing the parameter k_c or k_f to examine the impact of different k_c or k_f values on the query time in different methods.

Figs 6(a) and 6(a) illustrate the results of changing k_c and

k_f from 0 to 3 on EAT. Figs 6(b), (c), (d) and Figs 7(b), (c), (d) illustrate the results of changing k_c and k_f from 0 to 10 on the Slash, Twitter, and Pokec, respectively. When k_c or k_f is increased, the run time of the four methods is decreased on all four datasets. It is because when k_c or k_f increase, the number of vertices and edges belonging to the returned communities are reduced, and the TC of our algorithm is determined solely by the size of the (k_c, k_f) -truss communities.

Exp-3: Changing $|Q|$. In this experiment, we test the effect of changing the size of the query node set on query efficiency. As show in Fig 8, on most datasets, the query time of each algorithm decreases as the node set increases. Among these algorithms, *eLocal* performs the best.

V. CONCLUSIONS

This paper improves the efficiency of retrieving the M-D-truss by building a summarized graph index, thereby accelerating the search for the D-truss community. Initially, we propose a novel connected relation, D-truss-connected. Next, we develop the summarized graph index, ConDTruss, based on D-truss-connected, which preserves the D-truss information of the original graph. Finally, we develop a M-D-truss query algorithm based on ConDTruss. We executed comprehensive experiments on large directed graphs, and the experimental results proved that our method saves many computing resources in the retrieval process of the M-D-truss and significantly improves the efficiency of the D-truss community search.

ACKNOWLEDGMENTS

This work is supported by National Natural Science Foundation of China (Grant No. 69189338), Excellent Young Scholars of Hunan Province of China (Grant No. 20B625), and Changsha Natural Science Foundation (Grant No. kq2202294).

REFERENCES

- [1] Wei Ai, Yuntao Shou, Tao Meng, and Keqin Li. Der-gen: Dialogue and event relation-aware graph convolutional neural network for multimodal dialogue emotion recognition. *arXiv preprint arXiv:2312.10579*, 2023.
- [2] Ulrik Brandes, Linton C Freeman, and Dorothea Wagner. Social networks, 2013.
- [3] Lu Chen, Chengfei Liu, Rui Zhou, Jianxin Li, Xiaochun Yang, and Bin Wang. Maximum co-located community search in large scale social networks. *Proceedings of the VLDB Endowment*, 11(10):1233–1246, 2018.
- [4] Wanyun Cui, Yanghua Xiao, Haixun Wang, Yiqi Lu, and Wei Wang. Online search of overlapping communities. In *Proceedings of the 2013 ACM SIGMOD international conference on Management of data*, pages 277–288, 2013.
- [5] Yixiang Fang, Reynold Cheng, Yankai Chen, Siqiang Luo, and Jiafeng Hu. Effective and efficient attributed community search. *The VLDB Journal*, 26:803–828, 2017.
- [6] Yixiang Fang, Reynold Cheng, Xiaodong Li, Siqiang Luo, and Jiafeng Hu. Effective community search over large spatial graphs. *Proceedings of the VLDB Endowment*, 10(6):709–720, 2017.
- [7] Yixiang Fang, Xin Huang, Lu Qin, Ying Zhang, Wenjie Zhang, Reynold Cheng, and Xuemin Lin. A survey of community search over big graphs. *The VLDB Journal*, 29:353–392, 2020.
- [8] Yixiang Fang, Zhongran Wang, Reynold Cheng, Hongzhi Wang, and Jiafeng Hu. Effective and efficient community search over large directed graphs. *IEEE Transactions on Knowledge and Data Engineering*, 31(11):2093–2107, 2018.

- [9] Christos Giatsidis, Dimitrios M Thilikos, and Michalis Vazirgiannis. D-cores: measuring collaboration of directed graphs based on degeneracy. *Knowledge and information systems*, 35:311–343, 2013.
- [10] Michelle Girvan and Mark EJ Newman. Community structure in social and biological networks. *Proceedings of the national academy of sciences*, 99(12):7821–7826, 2002.
- [11] Darko Hric, Richard K Darst, and Santo Fortunato. Community detection in networks: Structural communities versus ground truth. *Physical Review E*, 90(6):062805, 2014.
- [12] Xin Huang, Hong Cheng, Lu Qin, Wentao Tian, and Jeffrey Xu Yu. Querying k-truss community in large and dynamic graphs. In *Proceedings of the 2014 ACM SIGMOD international conference on Management of data*, pages 1311–1322, 2014.
- [13] Xin Huang and Laks VS Lakshmanan. Attribute-driven community search. *Proceedings of the VLDB Endowment*, 10(9):949–960, 2017.
- [14] Dionisis Kandris, Christos Nakas, Dimitrios Vovvas, and Grigorios Koulouras. Applications of wireless sensor networks: an up-to-date survey. *Applied system innovation*, 3(1):14, 2020.
- [15] Youngdo Kim, Seung-Woo Son, and Hawoong Jeong. Finding communities in directed networks. *Physical Review E*, 81(1):016103, 2010.
- [16] Yi-Xiu Kong, Gui-Yuan Shi, Rui-Jie Wu, and Yi-Cheng Zhang. k-core: Theories and applications. *Physics Reports*, 832:1–32, 2019.
- [17] Elizabeth A Leicht and Mark EJ Newman. Community structure in directed networks. *Physical review letters*, 100(11):118703, 2008.
- [18] Jure Leskovec, Kevin J Lang, and Michael Mahoney. Empirical comparison of algorithms for network community detection. In *Proceedings of the 19th international conference on World wide web*, pages 631–640, 2010.
- [19] Jianxin Li, Xinjue Wang, Ke Deng, Xiaochun Yang, Timos Sellis, and Jeffrey Xu Yu. Most influential community search over large social networks. In *2017 IEEE 33rd international conference on data engineering (ICDE)*, pages 871–882. IEEE, 2017.
- [20] Rong-Hua Li, Lu Qin, Fanghua Ye, Jeffrey Xu Yu, Xiaokui Xiao, Nong Xiao, and Zibin Zheng. Skyline community search in multi-valued networks. In *Proceedings of the 2018 international conference on management of data*, pages 457–472, 2018.
- [21] Rong-Hua Li, Lu Qin, Jeffrey Xu Yu, and Rui Mao. Influential community search in large networks. *Proceedings of the VLDB Endowment*, 8(5):509–520, 2015.
- [22] Rong-Hua Li, Jiao Su, Lu Qin, Jeffrey Xu Yu, and Qiangqiang Dai. Persistent community search in temporal networks. In *2018 IEEE 34th International Conference on Data Engineering (ICDE)*, pages 797–808. IEEE, 2018.
- [23] Qing Liu, Minjun Zhao, Xin Huang, Jianliang Xu, and Yunjun Gao. Truss-based community search over large directed graphs. In *Proceedings of the 2020 ACM SIGMOD International Conference on Management of Data*, pages 2183–2197, 2020.
- [24] Yike Liu, Tara Safavi, Abhilash Dighe, and Danai Koutra. Graph summarization methods and applications: A survey. *ACM computing surveys (CSUR)*, 51(3):1–34, 2018.
- [25] Tao Meng, Yuntao Shou, Wei Ai, Jiayi Du, Haiyan Liu, and Keqin Li. A multi-message passing framework based on heterogeneous graphs in conversational emotion recognition. *Available at SSRN 4353605*, 2021.
- [26] Tao Meng, Yuntao Shou, Wei Ai, Nan Yin, and Keqin Li. Deep imbalanced learning for multimodal emotion recognition in conversations. *arXiv preprint arXiv:2312.06337*, 2023.
- [27] Ahmet Erdem Saryüce, Buğra Gedik, Gabriela Jacques-Silva, Kun-Lung Wu, and Ümit V Çatalyürek. Incremental k-core decomposition: algorithms and evaluation. *The VLDB Journal*, 25:425–447, 2016.
- [28] Yuntao Shou, Wei Ai, and Tao Meng. Graph information bottleneck for remote sensing segmentation. *arXiv preprint arXiv:2312.02545*, 2023.
- [29] Yuntao Shou, Wei Ai, Tao Meng, and Keqin Li. Czl-ciae: Clip-driven zero-shot learning for correcting inverse age estimation. *arXiv preprint arXiv:2312.01758*, 2023.
- [30] Yuntao Shou, Tao Meng, Wei Ai, and Keqin Li. Adversarial representation with intra-modal and inter-modal graph contrastive learning for multimodal emotion recognition. *arXiv preprint arXiv:2312.16778*, 2023.
- [31] Yuntao Shou, Tao Meng, Wei Ai, Canhao Xie, Haiyan Liu, and Yina Wang. Object detection in medical images based on hierarchical transformer and mask mechanism. *Computational Intelligence and Neuroscience*, 2022, 2022.
- [32] Yuntao Shou, Tao Meng, Wei Ai, Sihan Yang, and Keqin Li. Conversational emotion recognition studies based on graph convolutional

- neural networks and a dependent syntactic analysis. *Neurocomputing*, 501:629–639, 2022.
- [33] Yuntao Shou, Tao Meng, Wei Ai, Nan Yin, and Keqin Li. A comprehensive survey on multi-modal conversational emotion recognition with deep learning. *arXiv preprint arXiv:2312.05735*, 2023.
- [34] Mauro Sozio and Aristides Gionis. The community-search problem and how to plan a successful cocktail party. In *Proceedings of the 16th ACM SIGKDD international conference on Knowledge discovery and data mining*, pages 939–948, 2010.
- [35] Jierui Xie, Stephen Kelley, and Boleslaw K Szymanski. Overlapping community detection in networks: The state-of-the-art and comparative study. *Acm computing surveys (csur)*, 45(4):1–35, 2013.
- [36] Tianyang Xu, Zhao Lu, and Yuanyuan Zhu. Efficient triangle-connected truss community search in dynamic graphs. *Proceedings of the VLDB Endowment*, 16(3):519–531, 2022.
- [37] RunKai Ying, Yuntao Shou, and Chang Liu. Prediction model of dow jones index based on lstm-adaboost. In *2021 International Conference on Communications, Information System and Computer Engineering (CISCE)*, pages 808–812. IEEE, 2021.
- [38] Qijun Zhu, Haibo Hu, Cheng Xu, Jianliang Xu, and Wang-Chien Lee. Geo-social group queries with minimum acquaintance constraints. *The VLDB Journal*, 26:709–727, 2017.
- [39] Chaim Zins. Knowledge map of information science. *Journal of the American society for information science and technology*, 58(4):526–535, 2007.