

Decentralized Collaborative Learning with Adaptive Reference Data for On-Device POI Recommendation

Ruiqi Zheng
12150084@mail.sustech.edu.cn
Southern University of Science and
Technology
Shenzhen, China

Liang Qu
liang.qu@uq.edu.au
The University of Queensland
Brisbane, Australia

Tong Chen
tong.chen@uq.edu.au
The University of Queensland
Brisbane, Australia

Lizhen Cui
clz@sdu.edu.cn
Shandong University
Jinan, China

Yuhui Shi*
shiyh@sustech.edu.cn
Southern University of Science and
Technology
Shenzhen, China

Hongzhi Yin*
db.hongzhi@gmail.com
The University of Queensland
Brisbane, Australia

ABSTRACT

In Location-based Social Networks (LBSNs), Point-of-Interest (POI) recommendation helps users discover interesting places. There is a trend to move from the conventional cloud-based model to on-device recommendations for privacy protection and reduced server reliance. Due to the scarcity of local user-item interactions on individual devices, solely relying on local instances is not adequate. Collaborative Learning (CL) emerges to promote model sharing among users. Central to this CL paradigm is reference data, which is an intermediary that allows users to exchange their soft decisions without directly sharing their private data or parameters, ensuring privacy and benefiting from collaboration. While recent efforts have developed CL-based POI frameworks for robust and privacy-centric recommendations, they typically use a single and unified reference for all users. Reference data that proves valuable for one user might be harmful to another, given the wide range of user preferences. Some users may not offer meaningful soft decisions on items outside their interest scope. Consequently, using the same reference data for all collaborations can impede knowledge exchange and lead to sub-optimal performance. To address this gap, we introduce the Decentralized Collaborative Learning with Adaptive Reference Data (DARD) framework, which crafts adaptive reference data for effective user collaboration. It first generates a desensitized public reference data pool with transformation and probability data generation methods. For each user, the selection of adaptive reference data is executed in parallel by training loss tracking and influence function. Local models are trained with individual private data and collaboratively with the geographical and semantic neighbors. During the collaboration between two users, they exchange soft decisions based on a combined set of their adaptive reference data.

*Corresponding Authors

Permission to make digital or hard copies of all or part of this work for personal or classroom use is granted without fee provided that copies are not made or distributed for profit or commercial advantage and that copies bear this notice and the full citation on the first page. Copyrights for components of this work owned by others than the author(s) must be honored. Abstracting with credit is permitted. To copy otherwise, or republish, to post on servers or to redistribute to lists, requires prior specific permission and/or a fee. Request permissions from permissions@acm.org.

WWW '24, May 13–17, 2024, Singapore

© 2024 Copyright held by the owner/author(s). Publication rights licensed to ACM.
ACM ISBN 978-1-4503-XXXX-X/18/06...\$15.00
<https://doi.org/XXXXXXXX.XXXXXXX>

Our evaluations across two real-world datasets highlight DARD's superiority in recommendation performance and addressing the scarcity of available reference data.

KEYWORDS

Point-of-Interest Recommendation, Decentralized Collaborative Learning, Model-Agnostic

ACM Reference Format:

Ruiqi Zheng, Liang Qu, Tong Chen, Lizhen Cui, Yuhui Shi, and Hongzhi Yin. 2024. Decentralized Collaborative Learning with Adaptive Reference Data for On-Device POI Recommendation. In *Proceedings of the ACM Web Conference 2024 (WWW '24)*, May 13–17, 2024. ACM, New York, NY, USA, 10 pages. <https://doi.org/XXXXXXXX.XXXXXXX>

1 INTRODUCTION

In recent years, location-based social networks (LBSNs) like Yelp, and Foursquare [6] have become more significant in e-commerce [19, 25]. Within LBSNs, users share their physical locations and experiences with check-in data. Utilizing this check-in data with Point-of-Interest (POI) recommendations [39, 41] is essential to aid users in discovering new POIs, and enhance location-based services, such as mobile advertisements [18]. It is common practice to rely on a powerful cloud server, which not only hosts all user data but also manages the training and inference of the recommendation model [20, 45]. However, this approach raises user privacy concerns since personal check-in histories are frequently shared with service providers. Such centralized recommendations are at risk of violating new privacy regulations (e.g., the General Data Protection Regulation (GDPR)¹). Additionally, the system's reliance on server capabilities and stable internet connections [31] compromises the service reliability of cloud-based POI recommendations.

This has driven on-device POI recommendation systems [8, 23, 31, 40], which deploy models to edge devices (e.g., smartphones and smart cars), enabling recommendations to be generated locally with minimal reliance on centralized resources. Considering the limited memory capacities of devices in contrast to abundant cloud servers, there's an essential push towards memory compression techniques [1, 5, 9]. One popular strategy is on-device deployment

¹<https://gdpr-info.eu/>

[5, 9], including embedding quantization [37] and the “student-teacher” framework [31], which deploys the same compact model derived from a sophisticated cloud model for all user devices. However, such techniques neglect diverse user interests, and the varied capabilities of devices. As an alternative, on-device learning [2, 23] actively involves each user in the model training process, which utilizes the computational power of devices and crafts personalized models tailored to individual user preferences and device constraints. Given the scarcity of local user-item interactions, rather than solely relying on local instances, Collaborative Learning (CL) [8, 38] has been introduced for on-device POI recommendation, promoting model sharing between users, and avoiding the need for complex cloud-based model designs.

Collaborative Learning (CL) for recommendation has been segmented into two approaches: centralized CL-based recommendation represented by federated learning-based methods [8, 21, 32, 44], and decentralized CL-based recommendation [23, 38]. In the federated recommendation, users train their models locally for data privacy, and a central server is continuously engaged to aggregate these models to counter data sparsity, and then distribute an aggregated version back to users. On the other hand, for decentralized CL-based recommendations, the central server’s primary role is limited to an initial phase, providing users with pretrained model parameters, and grouping similar users. Subsequently, these user-specific models are refined through a combination of local training and communication with nearby users within the same group [38]. Intra-group collaboration could be facilitated by directly exchanging gradients or raw model parameters between users, assuming identical local model architectures [8, 21]. However, this approach compromises communication efficiency and user privacy by revealing users’ sensitive data. Furthermore, the assumption of model homogeneity significantly limits the applicability of such decentralized POI recommendation methods. In real-world scenarios, on-device models often require unique structures tailored to individual device capacities (e.g., memory budget and computation resources) [31]. Therefore, a dataset called “reference data” is introduced as an intermediary for user collaboration across heterogeneous models. Reference data serves as a set of data points, aiding in communication among users. Essentially, it functions as a medium that allows users to exchange their soft decisions without directly sharing their private data. This indirect method of knowledge exchange through reference data preserves user privacy while still benefiting from collaborative model refinement. Users interpret and respond to the reference data based on their individual preferences and histories, enabling a collaborative and personalized learning experience.

However, existing decentralized CL-based recommendation systems [2, 24, 38] commonly utilize a uniform reference dataset for all users, often neglecting spatial dynamics and user preference diversity. Prompted by the underlying question — do different users necessitate tailored reference datasets? We undertake a preliminary investigation using the Foursquare dataset [6]. The experimental setting is introduced in Appendix A. Following [24], we derive the desensitized public candidate pool from the private check-in sequence and compose different sets of reference data. These reference data are chosen at random, based on POI popularity, or

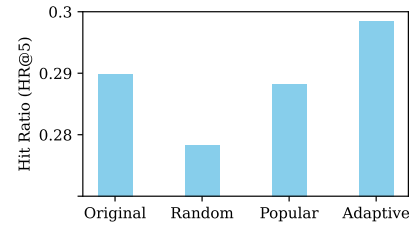


Figure 1: Impact of reference data selection on recommendation performance. "Original" refers to no selection, whole reference data candidate pool for all users.

adaptively selected for individual users. For the collaboration between two users, two users will share and align their soft decisions on the joint set of their selected reference data. Figure 1 depicts the performance for a typical POI recommendation system STAN [25] in the CL paradigm, measured via the hit ratio, when these diverse reference dataset selections are employed. Two clear conclusions can be made: (i) Adapting the same original candidate pool for all users is sub-optimal. Users’ local models are unlikely to provide accurate predictions on distant items or items out of their interest, which runs the risk of introducing noise, thereby hampering the recommendation quality. (ii) The selection of reference data markedly impacts recommendation results. Both the adaptive reference data and data stemming from popular POI items demonstrate better performance than random selection. It becomes apparent that data closely aligned with user preferences enhances the model’s effectiveness. Unlike traditional CL tasks, such as decentralized computer vision model training [28, 30] that employs a shared public reference dataset, POI recommendation presents unique challenges. In conventional tasks, each local model shares a uniform data distribution (e.g., flowers) and pursues a common objective (e.g., classifying flower types). However, in POI recommendations, users exhibit varied data distributions due to their distinct interests [29]. The aim of each model is to deliver personalized recommendations for its specific user. Consequently, reference data that proves valuable for one user might be harmful to another, given the wide range of user preferences. Some users may not offer meaningful soft decisions on items outside their interest scope, emphasizing the vital need for a CL recommendation paradigm with an adaptive reference dataset.

To this end, we introduce a novel framework: Decentralized Collaborative Learning with Adaptive Reference Data (DARD). It involves a server that identifies user clusters based on similarities, subsequently enabling collaborative learning among neighbors. The core of this adaptive approach is an innovative Knowledge Distillation (KD) mechanism, designed to facilitate seamless knowledge exchange via soft decisions on a combined set of their adaptive reference data. Notably, the adoption of soft decisions on adaptive reference data avoids the traditional requirement that models within the CL paradigm remain identical, paving the way for greater real-world applicability, where varying devices (e.g., mobile phones or Internet-of-Things [48]) possess diverse memory capacities or model architectures. Concerning the availability of public reference data and user privacy, many current methodologies directly allocate a portion of private historical check-in data for public use. To

address this, we utilize two check-in data generation methods: transformation and probability generation, ensuring robust reference data candidate pools while safeguarding user privacy.

A straightforward approach to identifying this adaptive reference data from the public reference data candidate pool would entail retraining the CL paradigm using all possible combinations from a public reference dataset. Such an approach is clearly infeasible due to its computational demands. To resolve this, we first track individual training loss to delete the noisy instances with large losses from the candidate pool during the training for every user and then utilize the influence function to estimate the influence of each instance after convergence. Adaptive reference data for individual users are filtered out on the devices in parallel. Subsequently, the model is retrained within the CL paradigm using the adaptive reference data. In contrast to exhaustive retraining, DARD offers a one-time selection of optimal adaptive reference data.

The contributions of this paper are summarized as follows:

- The introduction of the DARD framework, designating heterogeneous models to engage in knowledge exchange with soft decisions on adaptive reference data. It accommodates different on-device recommenders, tailors for distinctive user preferences, and lessens the dependency on servers.
- The introduction of the training loss tracking and influence function on the devices to select adaptive reference data for individual users.
- An extensive evaluation of DARD with real-world datasets, showing its effectiveness in recommendation performance, and addressing the scarcity of available reference data.

2 RELATED WORK

This section will review the main related works including on-device recommender systems and decentralized collaborative learning (CL) recommender systems.

2.1 On-device Recommender Systems

Unlike cloud-based recommendations [15, 27, 47], where models operate on the cloud, on-device recommender systems transfer the model processing from the cloud directly to the device. This paradigm encompasses two main approaches: (1) On-device deployment [31, 37]: model is fully trained on the cloud server and subsequently deployed solely on the device. Techniques like embedding quantization [37] and the "student-teacher" framework [31] deploy a compact version of a sophisticated cloud model across all user devices. (2) On-device learning [2, 8]: model is trained directly on the device. Given the limited local user-item interactions, Collaborative Learning (CL) [28, 30] is often utilized. CL-based methods can be split into centralized and decentralized techniques. In the centralized CL, federated recommendation [8, 21, 43, 46] has gained prominence: users train their local models while a central server aggregates these models to address data sparsity and then redistributes the combined model to users. In contrast, decentralized CL [2, 24, 38] limits the central server's role to the initial phase, supplying users with pretrained model parameters. These user-specific models are then enhanced by a mix of local training and interaction with users within the same cluster.

2.2 Decentralized Collaborative Learning (CL) Recommender Systems

Decentralized CL-based recommendations [2, 4, 23, 24, 38] depend on the server only during the initial stage, primarily to obtain pre-trained models and to determine the neighbor set. Following this, user-specific models are first trained locally using private data, and then collaboratively with neighbors. For knowledge exchange, raw parameters or gradients are shared directly [4, 23]. With a heightened emphasis on privacy and ensuring collaboration between heterogeneous models, reference data is introduced as an intermediary. Instead of direct parameter exchange, users only share their soft decisions made on this reference data. D-Dist [2] allows local models to communicate with randomly chosen heterogeneous neighbors, and SQMD [38] determines neighbors based on shared responses to the reference dataset. MAC [24] prioritizes communication via a public reference dataset and prunes non-essential neighbors during training. Since the reference data facilitates user collaboration and knowledge exchange, the selection of reference data is vital. However, existing methods neglect it, and utilize one single reference data for all users.

3 PRELIMINARY

In this section, we first introduce some important definitions frequently used in POI recommendation and problem formulation.

Definition 1: Check-in Sequence A check-in sequence $\mathcal{X}(u_j) = \{p_1, p_2, \dots, p_{n_j}\}$ contains n_j chronologically visited Point-of-Interest (POI) by the user $u_j \in \mathcal{U}$, where POI data $p \in \mathcal{P}$.

Definition 2: Category Sequence For user u_j , a category sequence $\mathcal{X}^c(u_j) = \{c_{p_1}, c_{p_2}, \dots, c_{p_{n_j}}\}$ includes the corresponding category c_{p_j} for POI p_j , and \mathcal{C} represents the set for all categories.

Definition 3: Geographical Segment (Region). A region r represents a geospatial division of POIs. Following [23, 24], we derive a collection of regions \mathcal{R} by performing k -means clustering [26] on the geographical coordinates of all POIs in this study.

Definition 4: Public Reference Candidate Pool. A public reference candidate pool $\mathcal{D} = \mathcal{D}^g \cup \mathcal{D}^s$, comprises both geographical reference data \mathcal{D}^g and semantic reference data \mathcal{D}^s . These cater to collaborative processes among geographical and semantic neighbors, respectively. The methodologies for formulating \mathcal{D}^g and \mathcal{D}^s are elucidated in Section 4.1. Concerning a particular user u_j , an adaptive reference data, designated as $\hat{\mathcal{D}}(u_j) \subseteq \mathcal{D}$, is selected from \mathcal{D} and discussed in Section 4.3.

Problem Formulation: Decentralized CL POI Recommendation with Adaptive Reference Data. In the DRAD framework, we assign specific roles to the devices/users and the central server as detailed below:

- **Device/User Role:** An individual user u_j possesses her distinct check-in sequences $\mathcal{X}(u_j)$, category sequences $\mathcal{X}^c(u_j)$, and a tailor-made model $\phi_j(\cdot)$ that is collectively trained using local data and further refined via user collaborations. For efficient storage, model $\phi_j(\cdot)$ only retains embeddings corresponding to POIs within regions the user has visited or is currently in $r \in \mathcal{R}(u_j)$. \mathcal{D} is stored on the device and then replaced by adaptive reference data $\hat{\mathcal{D}}(u_j)$.
- **Server Role:** The server's main task is to determine neighbor sets for all users with the collected low-sensitivity data and to

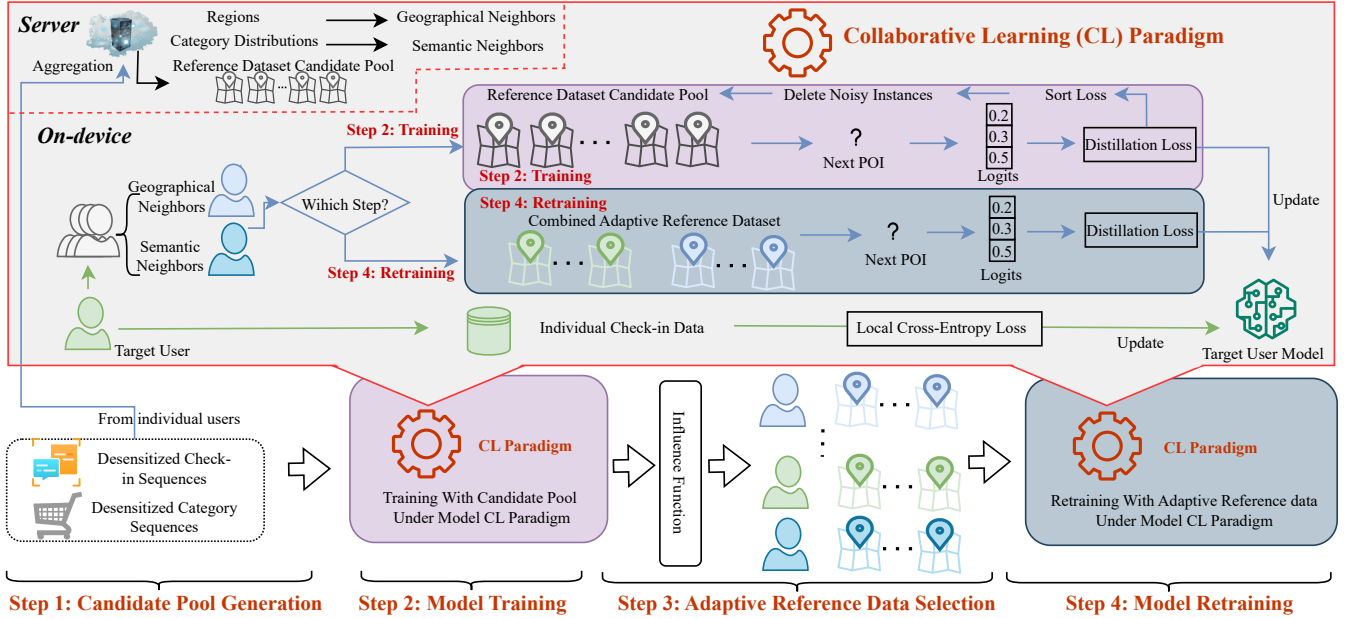


Figure 2: The overview of DARD. a) Step 1: generate desensitized sequences on-device and upload to server to aggregate as candidate pool. Server only involves in the initial stage to deploy pool and defines neighbors for the user. b) Model CL paradigm: user models are trained with individual data and collaboratively with neighbors. c) Step 2: train under CL paradigm with candidate pool and track loss to delete noisy reference data instances for target user. d) Step 3: utilize influence function to select adaptive reference data. e) Step 4: retrain under CL paradigm with adaptive reference data.

generate the reference data candidate pool. Once the server sends this data to users, it remains uninvolved during the subsequent local model training phase.

The adaptive reference data $\hat{\mathcal{D}}(u_j)$ is selected on each user u_j device from the public reference data pool \mathcal{D} . The on-device model $\phi_j(\cdot)$ is then leveraged to predict a prioritized list of potential POIs for the user's next movement.

4 DARD

This section introduces DARD framework, where an overview is depicted in Figure 2. The main components include: (1) Reference data candidate pool generation. (2) Model collaborative learning paradigm for both Step 2 model training and Step 4 model retraining. (3) Select adaptive reference data for an individual user based on its own training loss during training, and influence function after convergence. (4) Model retraining under the CL paradigm with adaptive reference data.

4.1 Reference Data Candidate Pool Generation

Inspired by [24], for each user u_i , there are two methods to generate non-sensitive check-in and categories sequences locally and upload them to the cloud server to aggregate the reference data candidate pool $\mathcal{D} = \mathcal{D}^g \cup \mathcal{D}^s$, where $\mathcal{D}^g(u_i) = \{\mathcal{X}_v\}_{v=1}^V$ is the geographic reference data and $\mathcal{D}^s(u_i) = \{\mathcal{X}_z^c\}_{z=1}^Z$ is the semantic reference data.

Transformation Generation: Instead of directly revealing users' check-in sequences, for Sequence $\{p_1, \dots, p_i, \dots, p_n\}$ and $\{p_2, \dots, p_i, \dots, p_m\}$ we generate the desensitized check-in sequence by exchanging sequences after the same POI (i.e., p_i),

$\{p_1, \dots, p_m\}$ and $\{p_2, \dots, p_i, \dots, p_n\}$. For all these new sequences, their region(s) r is defined based on the most frequently visited locations, excluding POIs outside region r to ensure region-specific sequences. If users do not want to reveal any specific POIs, the probability generation method generates check-in sequences only with category-level sequences.

Probability Generation: For semantic neighbors who might be geographically distant, probability generation relies exclusively on statistics derived from users' non-sensitive category sequences, which are initiated by computing the conditional probabilities for all categories, informed by the aggregated category sequences of users. Specifically, $\mathcal{P}(c_n) = \{P(c_n|c_1), P(c_n|c_2), \dots, P(c_n|c_{|C|})\}$ encapsulates all conditional probabilities for c_n . Each probability $P(c_n|c_m)$ is derived as:

$$P(c_n|c_m) = \frac{\text{count}(c_n|c_m)}{\sum_{m'=1}^{|C|} \text{count}(c_n|c_{m'})}, \quad (1)$$

where $\text{count}(c_n|c_m)$ is the total number of c_m following c_n . A generated category sequence \mathcal{X}^c emerges by (1) randomly choosing a category as the initiator; and (2) iteratively determining subsequent categories based on the preceding category's conditional probabilities. Through iterative generation of numerous \mathcal{X}^c sequences, a comprehensive semantic reference data candidate pool \mathcal{D}^s encompassing all categories is created. Subsequently, for each specific region, we generate sequences of POIs aligned with the category sequence $\mathcal{X}^c \in \mathcal{D}^s$, further imposing a 5km distance constraint between consecutive POIs.

4.2 Collaborative Learning Paradigm

DARD utilizes the general model collaborative learning (CL) paradigm both for training and retraining, as shown in Figure 2, where models are trained with private data on local cross-entropy loss and collaboratively with others on distillation loss. The difference is that, for reference data $\mathcal{D}(u_i)$ in the collaboration procedure, Step 2 training uses the candidate pool \mathcal{D} , but Step 4 retraining uses the adaptive reference data $\hat{\mathcal{D}}(u_i)$.

4.2.1 Local Cross-entropy Loss Function. $\mathcal{X}(u_i)$ is the private check-in data, and the local loss function is defined as [24]:

$$L_{loc}(u_i) = l(\phi_i(\mathcal{X}(u_i)), \mathcal{Y}(u_i)), \quad (2)$$

where l stands for the cross-entropy loss function [7] in our case, and $\phi_i(\cdot)$ is the model for user u_i . The model is optimized through the local loss function on the private check-in data.

4.2.2 Distillation Loss Function. For user u_i , $\mathcal{D}(u_i) = \mathcal{D}^g(u_i) \cup \mathcal{D}^s(u_i)$ consists geographical and semantic reference data. We employ the distillation loss to learn insights from soft decisions shared by geographical neighbors $\mathcal{G}(u_i)$ and semantic neighbors $\mathcal{S}(u_i)$.

Collaboration with Geographical Neighbors. For user u_i , the CL with geographical neighbors u_j is achieved by reducing their difference in soft decisions over $\mathcal{D}^g(u_i) \cup \mathcal{D}^g(u_j)$. The distillation loss is measured as:

$$L_{geo} = \frac{1}{|\mathcal{G}(u_i)|} \sum_{u_j \in \mathcal{G}(u_i)} \left(\sum_{\mathcal{X} \in \mathcal{D}^g(u_i) \cup \mathcal{D}^g(u_j)} \|\phi_i(\mathcal{X}) - \phi_j(\mathcal{X})\|_2^2 \right), \quad (3)$$

where $\phi_i(\cdot)$ and $\phi_j(\cdot)$ are the local recommendation models for u_i and her neighboring users. $\|\cdot\|_2^2$ is the normalization term.

Collaboration with Semantic Neighbors. Similar to the geographical neighbor collaboration, we align the soft decisions of u_i and her semantic neighbor $u_j \in \mathcal{S}(u_i)$ on the join set of their semantic reference data $\mathcal{D}^s(u_i) \cup \mathcal{D}^s(u_j)$ with distillation loss:

$$L_{sem} = \frac{1}{|\mathcal{S}(u_i)|} \sum_{u_j \in \mathcal{S}(u_i)} \left(\sum_{\mathcal{X}^c \in \mathcal{D}^s(u_i) \cup \mathcal{D}^s(u_j)} \|\phi_i(\mathcal{X}^c) - \phi_j(\mathcal{X}^c)\|_2^2 \right), \quad (4)$$

Therefore, the final loss function for the collaborative learning paradigm is the combination of local loss and collaboration loss, where γ and μ control the preference for individual components:

$$L_{total} = L_{loc} + \gamma L_{geo} + \mu L_{sem}. \quad (5)$$

4.3 Adaptive Reference Data Selection

In this section, we propose to track the loss function during the Step 2 training, and utilize the influence function after training in Step 3 to identify the harmful data instances and select adaptive reference data for individual users, which is conducted on the device side in parallel without the reliance on the cloud server.

4.3.1 Loss Tracking During Training. For each user, we track the training loss during her collaboration with semantic (or geographical) neighbors to identify harmful instances in the semantic (or geographical) reference data, respectively. Both geographical and semantic data instances require refinement. While data selection

for each user occurs concurrently, we focus on the selection process for a single user. For notation simplicity, we omit the neighbor notation and represent individual reference data with \mathcal{D} .

For a given m^{th} mini-batch of training instances, symbolized as $\bar{\mathcal{D}}^m \in \mathcal{D}$. DARD processes every sample in $\bar{\mathcal{D}}^m$, and sequences them based on their training losses. Large loss instances are regarded as noisy, while their counterparts with small losses are tagged as "clean", denoted by $\bar{\mathcal{D}}_+^m$:

$$\bar{\mathcal{D}}_+^m = \arg \min_{\bar{\mathcal{D}}^m: |\bar{\mathcal{D}}^m| \geq \rho |\bar{\mathcal{D}}^m|} L(\bar{\mathcal{D}}^m, \theta), \quad (6)$$

where θ is the set of the model of the target user and her neighbors, ρ is the selection ratio, and $L(\cdot)$ is the distillation loss L_{geo} in Eq. 3 or L_{sem} in Eq. 4, depending on neighbor types. For m^{th} mini-batch, the noisy instances are recorded in the set $\bar{\mathcal{D}}_-^m = \bar{\mathcal{D}} \setminus \bar{\mathcal{D}}_+^m$. The adaptive reference data is selected as $\mathcal{D}' = \mathcal{D} \setminus \{\bar{\mathcal{D}}_-^m\}_{m=1}^M$.

4.3.2 Influence Function After Training. After Step 2 model training is finished, given adaptive reference data \mathcal{D}' , we further examine the contribution of each data instance over the model's performance. A naive method is leave-one-out retraining, which deletes one instance and retrains the model to record the performance difference between two models. Such an approach is clearly infeasible due to its computational demands. Instead, influence functions, stemming from Robust Statistics [11] have been provided as an efficient way to estimate how a small perturbation of a training sample would change the model's predictions [13, 42]. Let $l(\mathcal{X}_j, \theta)$ be loss on instance \mathcal{X}_j . For notation simplification, we omit the user index and use $l_j(\theta)$ to present $l(\mathcal{X}_j, \theta)$. Considering the standard empirical risk minimization (ERM) as the optimization objective, the empirical risk is defined as $L(D; \theta) = \frac{1}{|\mathcal{D}'|} \sum_{i=1}^{|\mathcal{D}'|} l_i(\theta)$.

let $\hat{\theta} = \arg \min_{\theta} \frac{1}{|\mathcal{D}'|} \sum_{j=1}^{|\mathcal{D}'|} l_j(\theta)$ be the optimal model parameters. when upweighing a training instance \mathcal{X}_j by an infinitesimal step ϵ_j on its loss term, we could acquire the new optimal parameters: $\hat{\theta}_{\epsilon_j} = \arg \min_{\theta} \frac{1}{|\mathcal{D}'|} \sum_{j=1}^{|\mathcal{D}'|} l_j(\theta) + \epsilon_j l_j(\theta)$. Based on influence functions [12, 14], we have the following expression to estimate the changes of the model parameters when upweighing \mathcal{X}_j by ϵ_j :

$$\begin{aligned} \psi_{\theta}(\mathcal{X}_j) &= \frac{\partial \hat{\theta}_{\epsilon_j}}{\partial \epsilon_j} \Big|_{\epsilon_j=0} = -H_{\hat{\theta}}^{-1} \nabla_{\theta} l_j(\hat{\theta}) \\ H_{\hat{\theta}} &= \frac{1}{|\mathcal{D}'|} \sum_{j=1}^{|\mathcal{D}'|} \nabla_{\theta}^2 l_j(\hat{\theta}) \end{aligned} \quad (7)$$

where $H_{\hat{\theta}}$ is the Hessian matrix and $\nabla_{\theta}^2 l_j(\hat{\theta})$ is the second derivative of the loss at the training instance \mathcal{X}_j with respect to θ . After applying the chain rule, we are able to estimate the changes in model prediction at the validation instance \mathcal{X}_k^v :

$$\Psi_{\theta}(\mathcal{X}_j, \mathcal{X}_k^v) = \frac{\partial l_k(\hat{\theta}_{\epsilon_j})}{\partial \epsilon_j} \Big|_{\epsilon_j=0} = -\nabla_{\theta} l_j(\hat{\theta}) H_{\hat{\theta}}^{-1} \nabla_{\theta} l_k(\hat{\theta}) \quad (8)$$

Assume we have a validation set $Q = \{\mathcal{X}_1^v, \mathcal{X}_2^v, \dots, \mathcal{X}_n^v\}$ to evaluate the performance of the model after collaborative learning between neighbors by exchanging soft labels on the reference data. we compute $\mathcal{D}' \subseteq \mathcal{D}'$ which contains harmful training samples. A training sample is harmful to the model performance if removing

it from the training set would reduce the test risk over \mathcal{Q} . Based on influence functions, we can measure one sample's influence on test risk without prohibitive leave-one-out retraining. According to Eq. (7) (8), if we add a small perturbation ϵ_j on the loss term of \mathcal{X}_j to change its weight, the change of test loss at a validation instance \mathcal{X}_k can be estimated as follows:

$$l(\mathcal{X}_k^v, \hat{\theta}_{\epsilon_j}) - l(\mathcal{X}_k^v, \hat{\theta}) \approx \epsilon_j \times \Psi_{\theta}(\mathcal{X}_j, \mathcal{X}_k^v) \quad (9)$$

where $\Psi_{\theta}(\cdot, \cdot)$ is computed by Eq. (8). We then estimate the influence of perturbing \mathcal{X}_j on the whole test risk as follows:

$$l(\mathcal{Q}, \hat{\theta}_{\epsilon_j}) - l(\mathcal{Q}, \hat{\theta}) \approx \epsilon_j \times \sum_{k=1}^{n'} \Psi_{\theta}(\mathcal{X}_j, \mathcal{X}_k^v) \quad (10)$$

Henceforth, we denote by $\Psi_{\theta}(\mathcal{X}_j) = \sum_{k=1}^{n'} \Psi_{\theta}(\mathcal{X}_j, \mathcal{X}_k^v)$ the influence of perturbing the loss term of \mathcal{X}_j on the test risk over \mathcal{Q} . It is worth mentioning that given $\epsilon_j \in [-\frac{1}{|\mathcal{D}'|}, 0)$, Eq. (10) computes the influence of discarding or downweighting the instance \mathcal{X}_j . We denote $\mathcal{D}' = \{\mathcal{X}_j \in \mathcal{D} \mid \Psi_{\theta}(\mathcal{X}_j) > 0\}$ as harmful samples. In contrast to the leave-one-out strategy which requires $|\mathcal{D}'|$ (i.e., size of reference data) times retraining, DARD offers a one-time selection of optimal adaptive reference data. Similar to [14, 35], we assume that each training sample influences the test risk independently. We derive the Lemma 1 and the proof is provided in Appendix B.

LEMMA 1. *Discarding or downweighting the training samples in $\mathcal{D}' = \{\mathcal{X}_j \in \mathcal{D} \mid \Psi_{\theta}(\mathcal{X}_j) > 0\}$ from \mathcal{D} could lead to a model with lower test risk over \mathcal{Q} :*

$$L(\mathcal{Q}, \hat{\theta}_{\epsilon}) - L(\mathcal{Q}, \hat{\theta}) \approx -\frac{1}{m} \sum_{\mathcal{X} \in \mathcal{D}'} \Psi_{\theta}(\mathcal{X}_j) \quad (11)$$

where $\hat{\theta}_{\epsilon}$ denotes optimal model parameters obtained by updating parameters with discarding or downweighting samples in \mathcal{D}' .

Lemma 1 elucidates why identifying harmful instances and selecting beneficial adaptive reference data, denoted as $\hat{\mathcal{D}}'(u_i) = \mathcal{D}'(u_i) \setminus \mathcal{D}'_-(u_i)$ for each user u_i , is feasible and essential for DARD. Instead of downweighting the harmful instances, we choose to directly exclude them to save the device budget. To account for potential estimation errors in $\Psi_{\theta}(\mathcal{X}_j)$, which could misidentify harmful training samples, we define $\mathcal{D}'_-(u_i) = \{\mathcal{X}_j \in \mathcal{D} \mid \Psi_{\theta}(\mathcal{X}_j) > \alpha\}$, where hyper-parameter α is further studied in Appendix C.

4.4 The Optimization Method

We look into the optimization of DARD in this section. The cloud server only participates in the initial stage, where it aggregates the desensitized sequences locally generated by users to form the reference data candidate pool, identify neighbors, and deploy the candidate pool to the individual users. All the processes are executed on the device side as shown in Algorithm 1. First, users are trained with local data and with neighbors under CL paradigm (lines 3-11), where noisy data is identified by loss tracking. After training, the refined reference data \mathcal{D}' is further examined by influence function to isolate the harmful instances by estimating the performance difference (lines 12-16). At last, the model is retrained

Algorithm 1: Optimizing DARD. Processes are implemented on device side.

```

1 foreach  $u_i \in \mathcal{U}$  in parallel do
2   Receive  $\mathcal{G}(u_i), S(u_i), \mathcal{D}(u_i)$ ;
   // Train under CL paradigm and loss tracking
3   for  $n = 1$  to  $N$  do
4     Receive soft decisions from  $\mathcal{G}(u_i), S(u_i)$ ;
5     for  $m = 1$  to  $M$  do
6       Fetch  $m$ -th mini-batch  $\bar{\mathcal{D}}^m(u_i)$  from  $\mathcal{D}(u_i)$ ;
7        $\bar{\mathcal{D}}_+^m = \arg \min_{\bar{\mathcal{D}}: |\bar{\mathcal{D}}| \geq \rho |\bar{\mathcal{D}}|} L(\bar{\mathcal{D}}, \theta)$ ;
8        $\bar{\mathcal{D}}_-^m = \bar{\mathcal{D}}^m \setminus \bar{\mathcal{D}}_+^m$ ;
9        $L_{total} = L_{loc} + \gamma L_{geo}(\bar{\mathcal{D}}_+) + \mu L_{sem}(\bar{\mathcal{D}}_+)$ ;
10      Update the model:  $\phi_i \leftarrow \phi_i - \eta \nabla L_{total}$ ;
11      $\mathcal{D}'(u_i) = \mathcal{D}(u_i) \setminus \{\bar{\mathcal{D}}_-^m\}_{m=1}^M$ ;
   // Select data with influence function
12  for  $j = 1$  to  $|\mathcal{D}'(u_i)|$  do
13    Calculate the influence of the reference data
    instance  $\mathcal{X}_j \in \mathcal{D}'(u_i)$  using Eq. (10);
14    if  $\Psi_{\theta}(\mathcal{X}_j) \geq \alpha$  then
15       $\mathcal{D}'(u_i) = \mathcal{D}'(u_i) \setminus \mathcal{X}_j$ ;
16   $\hat{\mathcal{D}}(u_i) = \mathcal{D}'(u_i)$ ;
   // Retrain under CL paradigm with  $\hat{\mathcal{D}}(u_i)$ 
17  for  $n = 1$  to  $N$  do
18    Receive soft decisions from  $\mathcal{G}(u_i), S(u_i)$ ;
19     $L_{total} = L_{loc} + \gamma L_{geo}(\hat{\mathcal{D}}(u_i)) + \mu L_{sem}(\hat{\mathcal{D}}(u_i))$ ;
20    Update the model:  $\phi_i \leftarrow \phi_i - \eta \nabla L_{total}$ ;
21  Output  $\hat{\mathcal{D}}(u_i)$  and  $\hat{\phi}_i$ ;

```

under CL paradigm with adaptive reference data $\hat{\mathcal{D}}(u_i)$ to output the personalized recommendation model $\hat{\phi}_i(\cdot)$.

5 EXPERIMENTS

To validate the effectiveness of the proposed method, we perform comprehensive experiments to respond to the following research questions (RQs):

- **RQ1:** How does our proposed method compare against existing centralized and decentralized recommendation methods?
- **RQ2:** How effective is our method, especially in situations where the reference data is limited?
- **RQ3:** How do individual components within our method influence its overall performance?
- **RQ4:** Can the proposed method be incorporated into different CL-based recommendation approaches?

Table 1: The statistics of datasets.

	#users	#POIs	#check-ins	#check-ins per user	# categories
Weeplace	4,560	44,194	923,600	202.54	625
Foursquare	7,507	80,962	1,214,631	161.80	436

5.1 Experimental Settings

5.1.1 Datasets. We utilize two widely recognized real-world Location Social Network datasets for the assessment of our proposed

Table 2: The top-k recommendation performance of DARD and baselines on two datasets. The best results are marked in bold.

Category	Method	Weeplace				Foursquare			
		HR@5	NDCG@5	HR@10	NDCG@10	HR@5	NDCG@5	HR@10	NDCG@10
Centralized Cloud	MF	0.1071	0.0734	0.1323	0.0918	0.0842	0.0624	0.0958	0.0675
	STAN	0.3151	0.1788	0.4570	0.2735	0.2957	0.1710	0.4032	0.2535
	LSTM	0.2394	0.1382	0.3209	0.1644	0.1954	0.1226	0.2914	0.1663
Centralized On-device	PREFER	0.2898	0.1801	0.3644	0.2253	0.2848	0.1619	0.3619	0.2162
	LLRec	0.2875	0.1723	0.3615	0.2295	0.2767	0.1404	0.3365	0.1826
Decentralized CL	D-Dist	0.2490	0.1270	0.3573	0.1939	0.2227	0.1120	0.2874	0.1667
	DCLR	0.3281	0.1858	0.4610	0.2708	0.3052	0.1740	0.4291	0.2549
	SQMD	0.2913	0.1507	0.4306	0.2171	0.2784	0.1433	0.4053	0.2311
	MAC	0.3338	0.1889	0.4786	0.2808	0.2967	0.1735	0.4261	0.2606
	DARD	0.3408	0.1967	0.4863	0.2951	0.3098	0.1798	0.4311	0.2689

DARD: Weeplace [22] and Foursquare [6]. Both datasets encompass users’ check-in histories in different cities. Following [3, 17], POIs and users with less than 10 interactions are excluded. The key features of these datasets are presented in Table 1.

5.1.2 Evaluation Protocols. Following [33, 34], for each check-in sequence, the last check-in POI is for testing, the second last for validation, and the rest for training. Sequences exceeding a length of 200 are truncated to the latest 200 check-ins. In the evaluation phase, instead of evaluating against all items as in [16], each ground truth is ranked against 200 unvisited POIs, located within the same region. This approach recognizes the location-sensitive nature of POI recommendations; users are unlikely to consecutively visit distant POIs [23]. Recommender produces a ranked list of 201 POIs based on scores, with the ground truth ideally ranking highest. Two ranking metrics are used: Hit Ratio at Rank k ($HR@k$) and Normalized Discounted Cumulative Gain at Rank k ($NDCG@k$) [36]. While $HR@k$ focuses on the frequency the ground truth appears in the top- k list, $NDCG@k$ emphasizes its high rank.

5.1.3 Baselines. We compared DARD with centralized cloud-based methods (where the model is deployed on the cloud side), centralized on-device methods (where on-device recommendations are performed and a cloud server is heavily involved), and decentralized CL methods (where the server engages primarily during initialization, followed by user collaboration).

Centralized Cloud Recommendation: MF [20] is a traditional centralized POI system based on matrix factorization. LSTM [10] employs a recurrent neural network to capture the sequential data dependencies. STAN [25] discerns spatiotemporal correlations in check-in paths using a bi-attention mechanism.

Centralized On-device Recommendation: It refers to methods that deploy a recommendation model on the device, but still heavily rely on a central server. LLRec [31] uses a teacher-student strategy to derive a locally deployable compressed model. PREFER [8] as a federated POI recommendation paradigm, uses a cloud server to gather and aggregates locally optimized models, and redistribute the federated model.

Decentralized CL Recommendation: DCLR [23] facilitates knowledge sharing among similar neighbors by attentive aggregation and mutual information optimization. D-Dist [2] allows local models to engage with randomly heterogeneous neighbors,

leveraging their soft decisions based on a shared reference dataset. SQMD [38] like D-Dist, operates on a decentralized distillation framework, defining neighbors by their shared reference dataset responses. MAC [24] adopts a decentralized knowledge distillation framework, pruning non-essential neighbors during training.

5.1.4 Hyper-parameters Setting. Following [23, 24] we utilize STAN as the base model for DARD. For general parameters in decentralized CL recommendations, the number of neighbors is defined as 50, γ is 0.5, and μ is 0.7. We set the dimension to 64, learning rate η to 0.002, dropout to 0.2, batch size M to 16, and training epoch N to 50 for all methods. As the key hyper-parameters for data selection in DARD, α and ρ are set as 0.001 and 0.8. The experiment for hyper-parameters is shown in Appendix C. Furthermore, 5% users are randomly selected to generate desensitized check-in data with the same amount of local private data and upload it to the cloud for candidate pool generation. Experimental results are executed five times and averaged.

5.2 Top-k Recommendation (RQ1)

To validate the effectiveness of DARD, we compare it with different categories of baselines on the Top-k recommendation task. Table 2 presents recommendation performance results, and our analysis yields several key observations.

Within the centralized POI recommenders category, STAN exhibits superior accuracy compared to LSTM and MF. Despite this, DARD surpasses STAN’s performance. A potential reason for STAN’s limitations might be its training on check-ins spanning multiple cities. This approach risks integrating knowledge from one region that may be irrelevant or harmful to recommendations in another, thereby reducing STAN’s efficacy. Furthermore, DARD consistently achieves better results than centralized on-device methods, where devices rely on the server for the entire time. Instead of collaborating with all users through the server, DARD implements collaboration between similar neighbors to enhance personalization. In contrast, centralized models with a faint cloud model tend to accommodate the majority’s preferences, neglecting diverse user interests. Finally, when compared to decentralized CL methods that use a reference dataset, such as D-Dist, SQMD, and MAC, DARD retains its superiority. This can be attributed to DARD’s innovative use of an adaptive reference dataset, which better supports collaborative user learning and more effective knowledge exchange.

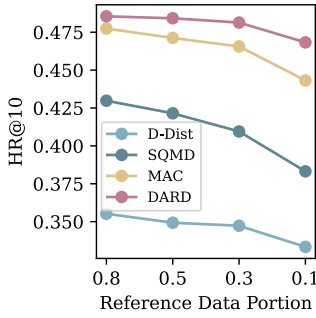


Figure 3: The performance with different amounts of reference data on Weeplace.

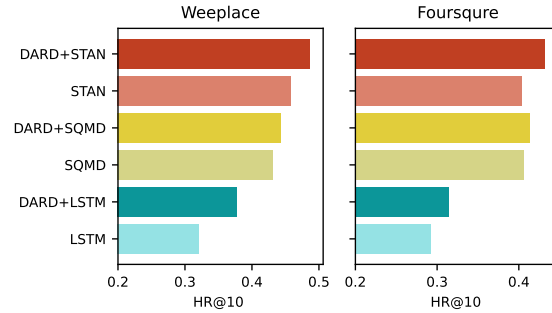


Figure 4: Performance of DARD integrated with different Recommendation Models.

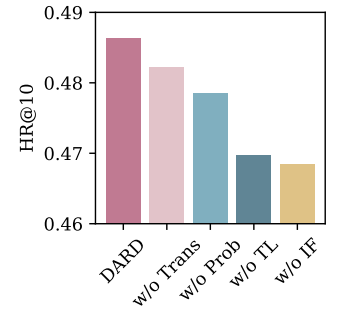


Figure 5: Result of ablation experiment on different parts of DARD on Weeplace.

5.3 Limited Reference Data (RQ2)

To investigate the performance of various decentralized CL methods under limited amounts of reference data, the proportion of data was systematically reduced from 0.8 to 0.1 on the Weeplace dataset. 0.8 indicates that 80% of the reference data from the cloud candidate pool is transferred to the device. The performance is evaluated with HR@10 on the Weeplace dataset, as shown in Figure 3.

The diminishing performance of most CL-based methods with reduced reference data underscores the critical role of this data in recommendation quality. In contrast, our proposed DARD method shows resilience, with only minor performance drops from 0.8 to 0.3, highlighting its effective reference data selection capability. This suggests that DARD efficiently identifies key instances. Therefore, reducing the on-device reference data doesn't drastically impact knowledge exchange quality. However, DARD's performance does decline when the data portion is cut from 0.3 to 0.1. A possible explanation is that the 0.1 threshold may be too restrictive to encompass all essential instances in the reference data, causing the exclusion of some valuable instances and a subsequent drop in performance. Notably, DARD with reduced reference data (e.g., 0.3) still outperforms other methods using larger data sets. DARD not only yields superior results but also efficiently manages the communication load, given that the communication cost is intrinsically linked to the volume of reference data whose soft decisions are exchanged.

5.4 Ablation Study (RQ3)

In this section, we aim to demonstrate the effect of transformation generation, probability generation, data selection via training loss, and data selection via influence function. As shown in Figure 5, we implement DARD without one component, while keeping other components unchanged. we conduct experiments on Weeplace while similar trends are observed with datasets.

w/o Trans discards the transformation generation method and generates check-in sequences by randomly changing the items on the private reference data to preserve privacy. The performance decreases because randomly changing items cannot generate a meaningful and accurate reference data candidate pool.

w/o Prob discards the probability method and generates category sequences randomly. Similarly, random generation cannot guarantee a proper candidate pool.

w/o TL deletes the process of identifying noisy reference data instances during the training, which unavoidably introduces excessive noisy data, and impedes the effectiveness of the influence function after convergence.

w/o IF ignores the influence function process for selection. One possible explanation for the performance decrease is that using training loss alone might not be sufficient for data selection.

5.5 Model-agnostic Study (RQ4)

this section investigates whether the proposed DARD framework can seamlessly integrate with other conventional recommendation models (e.g., LSTM) and decentralized CL models (e.g., SQMD), as shown in Figure 4.

The model-agnostic nature of DARD permits its compatibility with classical recommendation models, serving as the on-device model for users. This compatibility is attributed to the reference data mechanism that facilitates knowledge exchange even between heterogeneous models. Both DARD+LSTM and DARD+STAN exhibit superior performance compared to their standalone counterparts, validating the efficacy of the proposed DARD framework.

DARD can be seamlessly incorporated into other decentralized CL approaches with reference data. The performance boost in DARD+SQMD, when contrasted with traditional CL methodologies, underscores the importance of adaptive reference data selection in enhancing knowledge exchange.

6 CONCLUSION

In this paper, we proposed the Decentralized Collaborative Learning with Adaptive Reference Data (DARD) framework, which allows for adaptive reference data, enhancing user collaboration and ensuring effective knowledge exchange. DARD first establishes a comprehensive yet desensitized public reference data pool, followed by collaborative pretraining and an adaptive selection of user-specific reference data, grounded in monitoring training loss and leveraging influence functions. Loss tracking identifies the noisy instances during the training, and the influence function identifies the harmful instances by estimating the difference in the model performance with and without the instances. Extensive experiments spotlight DARD's commendable performance in recommendations and its adeptness at addressing the limited reference data available.

ACKNOWLEDGEMENT

This work is supported by the Australian Research Council under the streams of Future Fellowship (Grant No. FT210100624), Discovery Early Career Researcher Award (Grants No. DE230101033), Discovery Project (Grants No. DP240101108, and No. DP240101814), and Industrial Transformation Training Centre (Grant No. IC200100022).

REFERENCES

- [1] Y. Bengio, Nicholas Leonard, and A. Courville. 2013. Estimating or Propagating Gradients Through Stochastic Neurons for Conditional Computation. *Computer Science* (2013).
- [2] I. Bistriz, A. Mann, and N. Bambos. 2020. Distributed Distillation for On-Device Learning. In *Neural Information Processing Systems*.
- [3] B. Chang, Y. Park, D. Park, S. Kim, and J. Kang. 2018. Content-Aware Hierarchical Point-of-Interest Embedding Model for Successive POI Recommendation. In *Twenty-Seventh International Joint Conference on Artificial Intelligence IJCAI-18*.
- [4] Chaochao Chen, Ziqi Liu, Peilin Zhao, Jun Zhou, and Xiaolong Li. 2018. Privacy preserving point-of-interest recommendation using decentralized matrix factorization. In *Proceedings of the AAAI Conference on Artificial Intelligence*, Vol. 32.
- [5] W. Chen, J. T. Wilson, S. Tyree, K. Q. Weinberger, and Y. Chen. 2015. Compressing Neural Networks with the Hashing Trick.
- [6] Z. Chen, H. Cao, H. Wang, F. Xu, and Y. Li. 2020. Will You Come Back / Check-in Again? Understanding Characteristics Leading to Urban Revisitation and Recheck-in. *Proceedings of the ACM on Interactive Mobile Wearable and Ubiquitous Technologies* (2020).
- [7] Ian Goodfellow, Yoshua Bengio, and Aaron Courville. 2016. *Deep learning*. MIT press.
- [8] Y. Guo, F. Liu, Z. Cai, H. Zeng, and N. Xiao. 2021. PREFER: Point-of-interest REcommendation with efficiency and privacy-preservation via Federated Edge learniNg. *Proceedings of the ACM on Interactive Mobile Wearable and Ubiquitous Technologies* 5, 1 (2021), 1–25.
- [9] Geoffrey Hinton, Oriol Vinyals, and Jeff Dean. 2015. Distilling the Knowledge in a Neural Network. *Computer Science* 14, 7 (2015), 38–39.
- [10] S. Hochreiter and J. Schmidhuber. 1997. Long Short-Term Memory. *Neural Computation* 9, 8 (1997), 1735–1780.
- [11] Peter J Huber. 2004. *Robust statistics*. Vol. 523. John Wiley & Sons.
- [12] Pang Wei Koh and Percy Liang. 2017. Understanding black-box predictions via influence functions. In *International conference on machine learning*. PMLR, 1885–1894.
- [13] Pang Wei Koh, Kai-Siang Ang, Hubert Teo, and Percy S Liang. 2019. On the accuracy of influence functions for measuring group effects. *Advances in neural information processing systems* 32 (2019).
- [14] Shuming Kong, Yanyan Shen, and Linpeng Huang. 2021. Resolving training biases via influence-based data relabeling. In *International Conference on Learning Representations*.
- [15] Yehuda Koren, Robert Bell, and Chris Volinsky. 2009. Matrix factorization techniques for recommender systems. *Computer* 42, 8 (2009), 30–37.
- [16] W. Krichene and S. Rendle. 2020. On Sampled Metrics for Item Recommendation. In *KDD '20: The 26th ACM SIGKDD Conference on Knowledge Discovery and Data Mining*.
- [17] Ranzhen Li, Yanyan Shen, and Yanmin Zhu. 2018. Next Point-of-Interest Recommendation with Temporal and Multi-level Context Attention. *2018 IEEE International Conference on Data Mining (ICDM) (2018)*, 1110–1115.
- [18] Yang Li, Tong Chen, Hongzhi Yin, and Zi Huang. 2021. Discovering Collaborative Signals for Next POI Recommendation with Iterative Seq2Graph Augmentation.
- [19] D. Lian, Y. Wu, Y. Ge, X. Xie, and E. Chen. 2020. Geography-Aware Sequential Location Recommendation. In *KDD '20: The 26th ACM SIGKDD Conference on Knowledge Discovery and Data Mining*.
- [20] D. Lian, C. Zhao, X. Xie, G. Sun, E. Chen, and Y. Rui. 2014. *GeoMF: joint geographical modeling and matrix factorization for point-of-interest recommendation*. ACM.
- [21] Feng Liang, WeiKe Pan, and Zhong Ming. 2021. Fedrec++: Lossless federated recommendation with explicit feedback. In *Proceedings of the AAAI conference on artificial intelligence*, Vol. 35. 4224–4231.
- [22] X. Liu, Y. Liu, K. Aberer, and C. Miao. 2013. Personalized point-of-interest recommendation by mining users' preference transition. In *Acm International Conference on Conference on Information & Knowledge Management*.
- [23] J. Long, T. Chen, Nq Viet Hung, and H. Yin. 2022. Decentralized Collaborative Learning Framework for Next POI Recommendation. *TOIS* (2022).
- [24] Jing Long, Tong Chen, Quoc Viet Hung Nguyen, Guandong Xu, Kai Zheng, and Hongzhi Yin. 2023. Model-Agnostic Decentralized Collaborative Learning for On-Device POI Recommendation. In *Proceedings of the 46th International ACM SIGIR Conference on Research and Development in Information Retrieval*. 423–432.
- [25] Y. Luo, Q. Liu, and Z. Liu. 2021. STAN: Spatio-Temporal Attention Network for Next Location Recommendation.
- [26] J. Macqueen. 1967. Some methods for classification and analysis of multivariate observations. *Proc. Symp. Math. Statist. and Probability*, 5th 1 (1967).
- [27] Andy Ramlatchan, Mengyun Yang, Quan Liu, Min Li, Jianxin Wang, and Yaohang Li. 2018. A survey of matrix completion methods for recommendation systems. *Big Data Mining and Analytics* 1, 4 (2018), 308–323.
- [28] Amirhossein Reiszadeh, Hossein Taheri, Aryan Mokhtari, Hamed Hassani, and Ramtin Pedarsani. 2019. Robust and communication-efficient collaborative learning. *Advances in Neural Information Processing Systems* 32 (2019).
- [29] S. Rendle. 2012. Factorization Machines with libFM. *ACM Transactions on Intelligent Systems and Technology* 3, 3 (2012), 1–22.
- [30] Paul Vanhaesebrouck, Aurélien Bellet, and Marc Tommasi. 2017. Decentralized collaborative learning of personalized models over networks. In *Artificial Intelligence and Statistics*. PMLR, 509–517.
- [31] Q. Wang, H. Yin, T. Chen, Z. Huang, and Nqv Hung. 2020. Next Point-of-Interest Recommendation on Resource-Constrained Mobile Devices. In *WWW '20: The Web Conference 2020*.
- [32] Qinyong Wang, Hongzhi Yin, Tong Chen, Junliang Yu, Alexander Zhou, and Xiangliang Zhang. 2022. Fast-adapting and privacy-preserving federated recommender system. *The VLDB Journal* 31, 5 (2022), 877–896.
- [33] Q. Wang, H. Yin, Z. Hu, D. Lian, H. Wang, and Z. Huang. 2018. Neural Memory Streaming Recommender Networks with Adversarial Training. (2018), 2467–2475.
- [34] Q. Wang, H. Yin, H. Wang, Qvh Nguyen, and L. Cui. 2019. Enhancing Collaborative Filtering with Generative Augmentation. In *the 25th ACM SIGKDD International Conference*.
- [35] Zifeng Wang, Hong Zhu, Zhenhua Dong, Xiuqiang He, and Shao-Lun Huang. 2020. Less is better: Unweighted data subsampling via influence function. In *Proceedings of the AAAI Conference on Artificial Intelligence*, Vol. 34. 6340–6347.
- [36] M. Weimer, A. Karatzoglou, Q. V. Le, and A. J. Smola. 2007. CoFiRank - Maximum Margin Matrix Factorization for Collaborative Ranking. In *Neural Information Processing Systems*.
- [37] Xin Xia, Junliang Yu, Qinyong Wang, Chaoqun Yang, Nguyen Quoc Viet Hung, and Hongzhi Yin. 2023. Efficient on-device session-based recommendation. *ACM Transactions on Information Systems* 41, 4 (2023), 1–24.
- [38] Guanhua Ye, Hongzhi Yin, and Tong Chen. 2022. A Decentralized Collaborative Learning Framework Across Heterogeneous Devices for Personalized Predictive Analytics. (2022).
- [39] Hongzhi Yin, Bin Cui, Zi Huang, Weiqing Wang, Xian Wu, and Xiaofang Zhou. 2015. Joint modeling of users' interests and mobility patterns for point-of-interest recommendation. In *Proceedings of the 23rd ACM international conference on Multimedia*. 819–822.
- [40] Hongzhi Yin, Liang Qu, Tong Chen, Wei Yuan, Ruiqi Zheng, Jing Long, Xin Xia, Yuhui Shi, and Chengqi Zhang. 2024. On-Device Recommender Systems: A Comprehensive Survey. arXiv:2401.11441 [cs.IR]
- [41] Hongzhi Yin, Weiqing Wang, Hao Wang, Ling Chen, and Xiaofang Zhou. 2017. Spatial-aware hierarchical collaborative deep learning for POI recommendation. *IEEE Transactions on Knowledge and Data Engineering* 29, 11 (2017), 2537–2551.
- [42] Jiangxing Yu, Hong Zhu, Chih-Yao Chang, Xinhua Feng, Bowen Yuan, Xiuqiang He, and Zhenhua Dong. 2020. Influence function for unbiased recommendation. In *Proceedings of the 43rd International ACM SIGIR Conference on Research and Development in Information Retrieval*. 1929–1932.
- [43] Wei Yuan, Liang Qu, Lizhen Cui, Yongxin Tong, Xiaofang Zhou, and Hongzhi Yin. 2023. HeteFedRec: Federated Recommender Systems with Model Heterogeneity. *arXiv preprint arXiv:2307.12810* (2023).
- [44] Wei Yuan, Chaoqun Yang, Quoc Viet Hung Nguyen, Lizhen Cui, Tieke He, and Hongzhi Yin. 2023. Interaction-level membership inference attack against federated recommender systems. *arXiv preprint arXiv:2301.10964* (2023).
- [45] Shijie Zhang, Hongzhi Yin, Tong Chen, Zi Huang, Lizhen Cui, and Xiangliang Zhang. 2021. Graph embedding for recommendation against attribute inference attacks. In *Proceedings of the Web Conference 2021*. 3002–3014.
- [46] Shijie Zhang, Wei Yuan, and Hongzhi Yin. 2023. Comprehensive privacy analysis on federated recommender system against attribute inference attacks. *IEEE Transactions on Knowledge and Data Engineering* (2023).
- [47] Zhi-Dan Zhao and Ming-Sheng Shang. 2010. User-based collaborative-filtering recommendation algorithms on hadoop. In *2010 third international conference on knowledge discovery and data mining*. IEEE, 478–481.
- [48] Ruiqi Zheng, Liang Qu, Tong Chen, Kai Zheng, Yuhui Shi, and Hongzhi Yin. 2023. Personalized Elastic Embedding Learning for On-Device Recommendation. *arXiv preprint arXiv:2306.10532* (2023).

A PRELIMINARY EXPERIMENTAL SETTINGS

To investigate whether the selection of reference data will influence the recommendation performance of a decentralized CL model. We

utilize the general CL paradigm introduced in Section 4.2 on the Foursquare dataset [6]. The key characteristics of the dataset are presented in Table 1.

A.1 Base Model and Hyper-parameters

We exploit the frequently used POI recommendation model STAN [25] as the on-device model for all users. For the base model, we follow the authors' suggestion to set the latent dimension to 50. For the CL paradigm, we follow [24] to set the neighbor number to 50, learning rate to 0.002, dropout to 0.2, batch size to 16, and training epoch to 50.

A.2 Different Selection Strategies

To simulate the real-world situation where users are unlikely willing to share their sensitive private check-in data to the cloud or others. We utilize two data generation methods introduced in Section 4.1 on 1% users of the total dataset, locally on their own device, to generate the reference data candidate pool. Different reference data selection strategies are implemented, and the performance is evaluated by Hit Ratio@5:

- **Original:** The original candidate pool is taken as the reference data for all users.
- **Random:** The same amount of data instances are randomly selected from the candidate pool for every user collaboration.
- **Popular:** The same amount of data instances are selected from the candidate pool for every user collaboration based on the popularity of the POIs. More popular items have a higher chance of being chosen as the reference data.
- **Adaptive:** The proposed method DARD is utilized to select adaptive reference data for each user.

B PROOF OF LEMMA

LEMMA 2. *Discarding or downweighting the training samples in $\mathcal{D}_- = \{X_j \in \mathcal{D} | \Psi_\theta(X_j) > 0\}$ from \mathcal{D} could lead to a model with lower test risk over Q :*

$$L(Q, \hat{\theta}_\epsilon) - L(Q, \hat{\theta}) \approx -\frac{1}{m} \sum_{X_j \in \mathcal{D}_-} \Psi_\theta(X_j) \quad (12)$$

where $\hat{\theta}_\epsilon$ denotes the optimal model parameters obtained by updating the model's parameters with discarding or downweighting samples in \mathcal{D}_- .

PROOF. Recall that $\hat{\theta} = \arg \min_\theta \frac{1}{m} \sum_{j=1}^m l_j(\theta)$. In this way, downweighting the training sample X_j in \mathcal{D}_- means setting $\epsilon_j = [-\frac{1}{m}, 0)$ (Noticed that $\epsilon_i = -\frac{1}{m}$ means discarding training sample X_j). For convenience of analysis, we set all ϵ_j equal to $-\frac{1}{m}$ and have $\Psi_\theta(X_j) \triangleq \sum_{k=1}^{m'} \Psi_\theta(X_j, X_k^c)$. According to Eq. (10), we can estimate how the test risk is changed by discarding or downweighting

$X_j \in \mathcal{D}_-$ as follows:

$$\begin{aligned} L(Q, \hat{\theta}_\epsilon) &= \sum_{X_j \in \mathcal{D}_-} \sum_{j=1}^{m'} l(X_k^c, \hat{\theta}_{\epsilon_j}) - l(X_k^c, \hat{\theta}) \\ &\approx \sum_{X_j \in \mathcal{D}_-} \epsilon_j \times \sum_{j=1}^{m'} \Psi_\theta(X_j, X_k^c) \\ &= -\frac{1}{m} \sum_{X_j \in \mathcal{D}_-} \Psi_\theta(X_j) \leq 0 \end{aligned} \quad (13)$$

□

C HYPER-PARAMETER STUDY

To investigate the effects of the key hyper-parameters for adaptive reference data selection, we examine the selection ratio for tracking training loss, ρ , ranging between $\{0.1, 0.2, 0.3, 0.4, 0.5\}$ and influence function parameter, α in the set $\{0.01, 0.005, 0.001, 0.0005, 0.0001\}$. We adjusted each ρ and α value individually, maintaining another hyper-parameter constant, and documented the recommendation outcomes by HR@10, depicted in Figure 6.

Impact of ρ . A larger ρ indicates retaining more instances in the reference data pool. If the ρ value is too large, it does not serve as a selection procedure and might include more noisy instances hampering the influence function's performance post-convergence. A ρ range of 0.8 to 0.6 delivers relatively satisfactory results. However, when ρ is overly small, fewer instances are utilized for both model training and influence function selection, which may reduce the performance.

Impact of α . A smaller α means that more instances are identified as harmful by the influence function. Optimal results are achieved when α lies between 0.01 and 0.001, as more harmful instances are excluded. However, as α approaches 0.0001, the performance starts to decline. A potential reason might be the misclassification of beneficial instances as harmful due to estimation errors from the influence function.

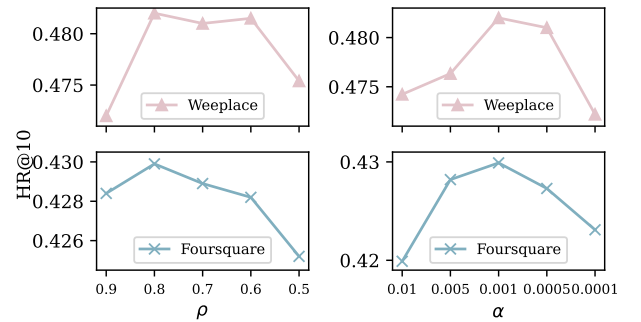


Figure 6: The performance of DARD with loss tracking parameter ρ and influence function selection parameter α .