
FLLIC: Functionally Lossless Image Compression

Xi Zhang
Shanghai Jiao Tong University
xzhang9308@gmail.com

Xiaolin Wu *
McMaster University
xwu@ece.mcmaster.ca

Abstract

Recently, DNN models for lossless image coding have surpassed their traditional counterparts in compression performance, reducing the bit rate by about ten percent for natural color images. But even with these advances, mathematically lossless image compression (MLLIC) ratios for natural images still fall short of the bandwidth and cost-effectiveness requirements of most practical imaging and vision systems at present and beyond. To break the bottleneck of MLLIC in compression performance, we question the necessity of MLLIC, as almost all digital sensors inherently introduce acquisition noises, making mathematically lossless compression counterproductive. Therefore, in contrast to MLLIC, we propose a new paradigm of joint denoising and compression called functionally lossless image compression (FLLIC), which performs lossless compression of optimally denoised images (the optimality may be task-specific). Although not literally lossless with respect to the noisy input, FLLIC aims to achieve the best possible reconstruction of the latent noise-free original image. Extensive experiments show that FLLIC achieves state-of-the-art performance in joint denoising and compression of noisy images and does so at a lower computational cost.

1 Introduction

Accompanying the exciting progress of modern machine learning with deep neural networks (DNNs), many researchers have published a family of end-to-end optimized DNN image compression methods in the past five years. Most of these methods are rate-distortion optimized for lossy compression [4, 41, 2, 5, 33, 29, 23, 7, 32, 12, 47, 19, 11, 9, 46, 24, 39, 55, 52]. By design, they cannot perform lossless or near-lossless image compression even with an unlimited bit budget. More recently, a number of research teams embark on developing DNN lossless image compression methods, aiming at minimum code length [30, 31, 42, 14, 13, 50, 51, 18]. These authors apply various deep neural networks, such as autoregressive models [44, 38], variational auto-encoder (VAE) models [21] and normalizing flow models [22] to learn the unknown probability distribution of given image data, and entropy encode the pixel values by arithmetic coding driven by the learned probability models. These DNN models for lossless image coding have beaten the best of the traditional lossless image codecs in compression performance, reducing the lossless bit rate by about ten percent on natural color images.

The importance and utility of lossless image compression lie in a wide range of applications in computer vision and image communications, involving many technical fields, such as medicine, remote sensing, precision engineering and scientific research. Imaging in high spatial, spectral and temporal resolutions is instrumental to discoveries and innovations. As achievable resolutions of modern imaging technologies steadily increase, users are inundated by the resulting astronomical amount of image and video data. For example, pathology imaging scanners can easily produce 1GB or more data per specimen. For the sake of cost-effectiveness and system operability (e.g., real-time

*Corresponding author.

access via clouds to high-fidelity visual objects), acquired raw images and videos of high resolutions in multiple dimensions must be compressed.

Unlike in consumer applications (e.g., smartphones and social media), where users are mostly interested in the appealingness of decompressed images and can be quite oblivious to small compression distortions at the signal level, high fidelity of decompressed images is of paramount importance to professional users in many technical fields. In the latter case, the current gold standard is mathematically lossless image compression (MLLIC). But even with the advances of recent DNN-based lossless image compression methods, mathematically lossless compression ratios for medical and remote sensing images are only around 2:1, short of the requirements of bandwidth and cost-effectiveness for most practical imaging and vision systems at present and in near future.

In order to break the bottleneck of MLLIC in compression performance, we question the necessity of MLLIC in the first place. In reality, almost all digital sensors, for the purpose of imaging or otherwise, inherently introduce acquisition noises. Therefore, mathematically lossless compression is a false proposition at the outset, as it is counterproductive to losslessly code the noisy image, why struggle to preserve all noises? In contrast to MLLIC (or literally lossless to be more precise), a more principled approach is lossless compression of optimally denoised images (the optimality may be task specific). We call this new paradigm of joint denoising and compression functionally lossless image compression (FLLIC). Although not literally lossless with respect to the noisy input, FLLIC aims to achieve the best possible reconstruction of the latent noise-free original image. Information theoretically speaking, denoising reduces the entropy of noisy images and hence increases the compressibility at the source.

We provide a visual comparison between the traditional frameworks for noisy image compression and the proposed functionally lossless compression method in Fig. 1. In the current practice, a noisy image is either directly losslessly compressed or first denoised and then losslessly compressed. These two approaches are both sub-optimal in terms of rate-distortion metric. Specifically, direct lossless compression not only preserves the noise but also wastes bits, being detrimental to the transmission and the subsequent machine vision tasks. The cascaded approach of denoising followed by lossless compression is complex and wasteful. In contrast, the proposed functionally lossless compression method achieves optimal joint denoising and compression performance, and at the same time it offers higher computational efficiency and lower latency.

In practice, the clean image is never known, which means that clean images are unavailable even for training. To address this challenge, we propose to estimate the clean image entropy from the noisy observation. It is easier to estimate the entropy of the clean image than the clean image itself, as the former only involves the estimation of pmf (histogram) of K parameters vs the latter the estimation of an image signal of MN dimensions.

A key innovation of our work is the introduction of clean image entropy as a prior knowledge to guide a joint denoising and compression process. Specifically, we propose a method to estimate clean image entropy directly from noisy observations. This estimated entropy is then leveraged to adaptively predict spatial-channel-wise quantization intervals during the compression stage, with the goal of achieving a compressed latent representation whose rate closely aligns with the true entropy of the underlying noise-free image.

Our contributions are summarized as follows:

- By exposing the limitations of current lossless image compression methods when dealing with noisy inputs, we introduce a new coding strategy of combining denoising and compression, called *functionally lossless image compression* (FLLIC).
- We propose and implement two different deep learning based solutions respectively for two scenarios: the latent clean image is available and unavailable in the training phase, respectively.
- We provide a preliminary theoretical analysis of the relationship between the source entropy of clean image and its noisy counterpart, to support estimating the source entropy of clean image from its noisy observation.
- We conduct extensive experiments to show that the proposed functionally lossless compression method achieves state-of-the-art performance in joint denoising and compression of noisy images, outperforming the cascaded solution of denoising and compression, while requiring lower computational costs.

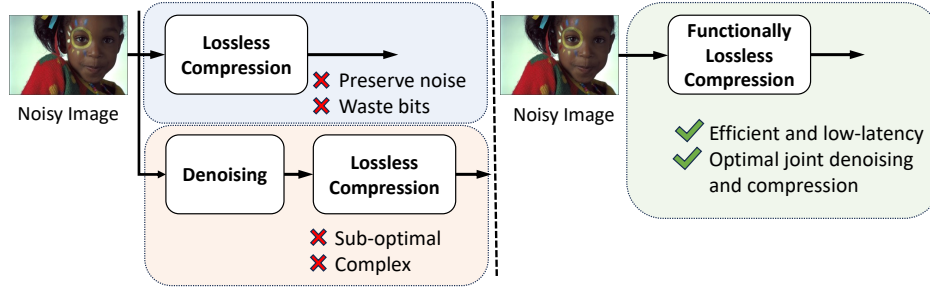


Figure 1: Comparison between the traditional frameworks for lossless compression of noisy images and the proposed functionally lossless compression method.

2 Related Works

Image compression [7, 32, 12, 47, 19, 11, 9, 46, 24, 39, 55] and image denoising [49, 43, 16, 26, 53, 10, 36, 48] have been thoroughly studied by researchers in both camps of traditional image processing and modern deep learning. However, the joint image compression and denoising task has been little explored. Very few papers addressed this topic. Testolina et al. [40] investigated the integration of denoising convolutional layers in the decoder of a learning-based compression network. Ranjbar et al. [35] presented a learning-based image compression framework where image denoising and compression are performed jointly. The latent space of the image codec is organized in a scalable manner such that the clean image can be decoded from a subset of the latent space, while the noisy image is decoded from the full latent space at a higher rate. Cheng et al. [6] proposed to optimize the image compression algorithm to be noise-aware as joint denoising and compression. The key is to transform the original noisy images to noise-free bits by eliminating the undesired noise during compression, where the bits are later decompressed as clean images. Huang et al. [17] proposed an efficient end-to-end image compression network, named Noise-Adaptive ResNet VAE (NARV), aiming to handle both clean and noisy input images of different noise levels in a single noise-adaptive compression network without adding nontrivial processing time.

Although these works realized the significance of the joint image compression and denoising problem, they just combined image denoising with lossy compression task, with no regard to the lossless compression problem. To our best knowledge, we are the first to investigate the joint image denoising and lossless compression problem.

3 Research Problems and Methodology

3.1 Problem formulation

The FLLIC problem can be formulated as follows. Let I be the noise-free latent image, and I_n be a noisy observation of I , $I_n = I + n$. The FLLIC task is to train a neural network to predict an estimate \hat{I} of I that minimizes the distortion, meanwhile minimizing the code length $R(\hat{I})$ of the estimated image \hat{I} . We consider two scenarios, the latent clean image I is available and unavailable in the training phase, respectively.

Scenario 1: Supervised joint compression and denoising. If the original clean image I is available in the training phase, the FLLIC will be a supervised learning task and the objective function can be formulated as

$$\text{minimize } \|\hat{I} - I\| + \lambda \cdot R(\hat{I}). \quad (1)$$

where λ is the Lagrange multiplier. This formulation is very similar to the classical lossy image compression problem, except that the input is a noisy observation and the supervision is the latent noise-free counterpart.

Scenario 2: Weakly supervised joint compression and denoising. In reality, almost all digital sensors inherently introduce acquisition noises, so the strictly noise-free images are unavailable, making the latent clean image I (supervision) absent in the training phase. In order to simplify the problem, we assume that the source entropy $H(I)$ of image I can be obtained. We can use the source

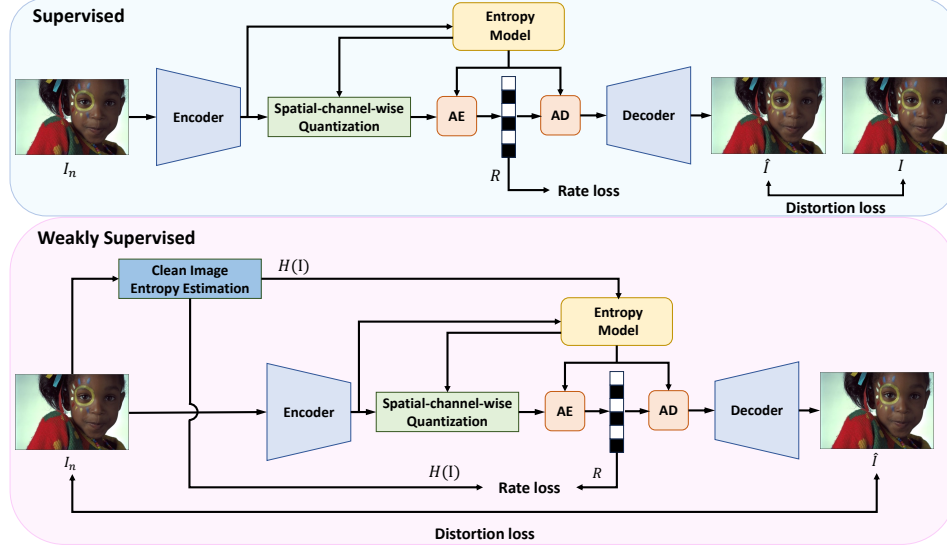


Figure 2: The overall frameworks of the proposed supervised and weakly supervised FLLIC.

entropy $H(I)$ of image I as a weak supervision to guided the network to reconstruct the latent clean image. In this weakly supervised scenario, the objection function can be reformulated as:

$$\text{minimize } \|\hat{I} - I_n\| + \lambda \cdot \|R(\hat{I}) - H(I)\|. \quad (2)$$

In the objective function, by requiring \hat{I} to be close to I_n and $R(\hat{I})$ to approach $H(I)$ at the same time, we make image \hat{I} to be jointly denoised and compressed.

3.2 Theoretical analysis of clean entropy estimation

In terms of deep neural networks the FLLIC task is a weakly supervised learning problem. This is because we do not have the clean, uncompressed image I when training the DNN FLLIC model; only the noisy counterpart I_n is available in practice. However, the objective function $D(\hat{I})$ has the entropy term $H(I)$. Although it is easy to show $H(I) < H(I_n)$, estimating $H(I)$ without knowing I itself is a challenge that we need to overcome in this research. We have done some theoretical analysis of $H(I)$ and gained some preliminary understanding. Briefly stating, by modeling the clean image I as a zero-mean Gaussian vector and assume the noisy image I_n is obtained by adding a zero-mean Gaussian noise vector N to I , the relationship between $H(I_n)$ and $H(I)$ is given by:

$$H(I_n) - H(I) = \sum_{i=1}^n \frac{1}{2} \log\left(1 + \frac{\sigma_N^2}{\lambda_i}\right) \quad (3)$$

where n is the image dimension, σ_N^2 is the variance of Gaussian noise and λ_i is the i -th eigenvalue of the covariance matrix of the clean image I . The detailed theoretical derivation is as follows.

We model the clean image as a zero-mean Gaussian vector X with covariance matrix Σ_X , and assume that the noisy image Y is obtained by adding to X a zero-mean Gaussian noise vector N with covariance matrix Σ_N . Here X and N have the same dimension n and are independent.

The differential entropies of X and Y are given respectively by

$$\begin{aligned} h(X) &= \frac{1}{2} \log((2\pi e)^n \det(\Sigma_X)), \\ h(Y) &= \frac{1}{2} \log((2\pi e)^n \det(\Sigma_X + \Sigma_N)). \end{aligned} \quad (4)$$

Note that

$$h(Y) - h(X) = \frac{1}{2} \log \frac{\det(\Sigma_X + \Sigma_N)}{\det(\Sigma_X)} > 0, \quad (5)$$

i.e., the differential entropy of the noisy image is greater than that of its clean counterpart.

For simplicity, henceforth we assume $\Sigma_N = \sigma_N^2 I$, i.e., the components of N are mutually independent and have the same variance σ_N^2 . Let $\lambda_1 \geq \lambda_2 \geq \dots \geq \lambda_n$ be the eigenvalues of Σ_X . Then

$$\begin{aligned} h(Y) - h(X) &= \frac{1}{2} \log \frac{\det(\Sigma_X + \sigma_N^2 I)}{\det(\Sigma_X)} \\ &= \sum_{i=1}^n \frac{1}{2} \log \left(1 + \frac{\sigma_N^2}{\lambda_i} \right). \end{aligned} \quad (6)$$

If σ_N^2 is much smaller than λ_n , we have

$$\sum_{i=1}^n \frac{1}{2} \log \left(1 + \frac{\sigma_N^2}{\lambda_i} \right) \approx \sum_{i=1}^n \frac{\sigma_N^2}{2\lambda_i}. \quad (7)$$

In practice, Fourier coefficients can be used as the substitute of eigenvalues.

Actually, it is more appropriate to model the clean image and its noisy counterpart respectively as X^Δ and Y^Δ , which are obtained from X and Y by quantizing each component using a scalar quantizer of step size Δ . It can be shown that when Δ is sufficiently small,

$$\begin{aligned} H(X^\Delta) &\approx h(X) - n \log \Delta, \\ H(Y^\Delta) &\approx h(Y) - n \log \Delta, \end{aligned} \quad (8)$$

which implies

$$h(Y) - h(X) = H(Y^\Delta) - H(X^\Delta). \quad (9)$$

3.3 Practical estimation of clean image entropy

In pursue of practical solutions to the MLLIC problem, we explore and realize the potential of DNNs in learning $H(I)$ from I_n (the noisy observation of I), $H(I_n)$ (estimated by losslessly compressing I_n with a DNN MLLIC model), and the probability model of the noise N (if available).

Specifically, we design a deep neural network which takes I_n , $H(I_n)$ and σ_N (variance of the noise) as input to estimate the source entropy of the clean image $H(I)$. The network framework is shown in Fig. 3. It consists of two components, feature extraction module and regression module. For feature extraction module, an auto-encoder network is adopted as the backbone network to extract high-dimension nonlinear features $F(I_n)$ from the noisy observations I_n . Next the extracted features $F(I_n)$ is combined with $H(I_n)$ and σ_N , and then fed into the regression module to predict the estimated $H(I)$. The regression module is built up with two fully-connected layers.

The auto-encoder used for feature extraction is a U-Net-like Encoder-Decoder network. The encoder part has an input convolution layer and five stages comprised of a max-pooling layer followed by two convolutional layers. The input layer has 32 convolution filters with size of 3×3 and stride of 1. The first stage is size-invariant and the other four stages gradually reduce the feature map resolution by max-pooling to obtain a larger receptive field. The decoder is almost symmetrical to the encoder. Each stage consists of a bilinear upsampling layer followed by two convolution layers and a ReLU activation function. The input of each layer is the concatenated feature maps of the up-sampled output from its previous layer and its corresponding layer in the encoder.

3.4 Network design

The overall frameworks of the proposed supervised and weakly supervised FLLIC are illustrated in Fig. 2. For the supervised FLLIC problem, given the noisy image I_n , we firstly encode the noisy image to the latent space for feature extraction. Then we obtain the content adaptive quantization intervals from the entropy model and apply the spatial-channel-wise quantization on the latent features. The quantized features are fed into entropy model for conditional probability estimation and for further arithmetic coding. In the decoder, the arithmetic decoded codes are fed into a decoder for noise-free image reconstruction. We minimize the distortion between the reconstructed image and the supervised clean image.

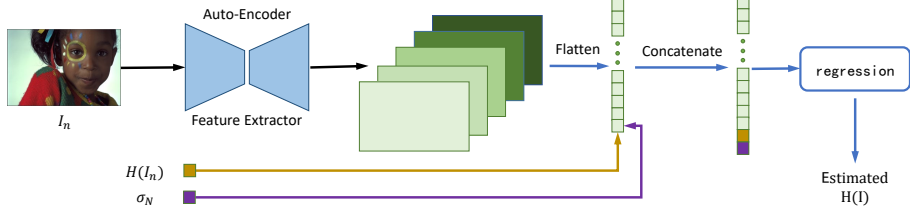


Figure 3: The overall architecture of the neural network for estimating the source entropy of clean image from its noisy observation.

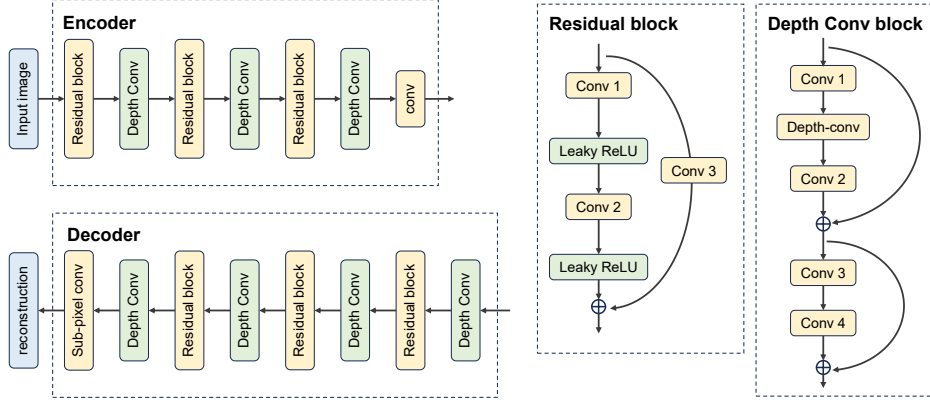


Figure 4: The detailed architectures of the encoder and decoder networks in FLLIC.

For the weakly supervised FLLIC problem, given the noisy image I_n , we estimate the entropy of clean image $H(I)$ and use it to guide the entropy model to predict the spatial-channel-wise quantization intervals for the encoded latent features. Due to the lack of supervised clean image, we utilize the noisy image I_n itself as the supervised image and minimize the distortion between the reconstructed image and the noisy image. We also hope that the rate of quantized latent features approaches the entropy of latent noise-free clean image.

To achieve better quantization performance, we adopt the learnable content-adaptive quantization technique, which is firstly introduced in [25, 45], to perform adaptive quantization for different contents. Specifically, for each input image, we learn different quantization steps for each position and channel. The spatial-channel-wise quantization steps are generated by the entropy model, dynamically changing to adapt different image contents and noise intensity. Such design helps us improve the final reconstruction and coding performance by content-adaptive bit allocation. Intuitively, positions with larger noise intensity will be allocated with larger quantization steps.

Following [45], we adopt residual convolution blocks and depth-wise convolution blocks to build the encoder and decoder network for low-latency requirement, instead of using Transformer as recent SOTA model [54, 34, 55]. Fig. 4 presents the detailed structures of the encoder and decoder networks. In the encoder network, it contains three residual blocks and three depth convolution blocks. Each residual block consists of two convolution layers and two Leaky ReLU layers with a skip-connected convolution layer. Each depth convolution block contains four convolution layers and one depth convolution layer with two cascaded skip connections. In the decoder network, it contains four depth convolution block and three residual blocks, almost the mirror of the encoder network.

4 Experiments

In this section, we present the implementation details of the proposed FLLIC compression system. To systematically evaluate and analyze the performance of the FLLIC compression system, we conduct extensive experiments and compare our results with several stat-of-the-art methods on quantitative metric and inference complexity.

4.1 Experiment setup

In this part, we describe the experiment setup including the following four aspects: dataset preparation, training details, baselines and metrics.

Datasets. Following the previous work on lossless image compression [37], we train the proposed network with Flickr2k dataset [27], which contains 2,000 high-quality images. We evaluate the trained network on three synthetic benchmark datasets generated with additive white Gaussian noise (BSD68 [28], Urban100 [15] and Kodak24 [8]). Unlike the pure image denoising task which utilizes very large noise level, we include four relatively small noise levels: $\sigma = 5, 10, 15$. We also evaluate the proposed FLLIC compression method on a real-world dataset SIDD [1], which contains 30,000 noisy images from 10 scenes under different lighting conditions using five representative smartphone cameras and the corresponding generated 'noise-free' clean images.

Training details. During training, we randomly extract patches of size 256×256 . All training processes use the Adam [20] optimizer by setting $\beta_1 = 0.9$ and $\beta_2 = 0.999$, with a batch size of 128. The learning rate starts from 1×10^{-4} and decays by a factor of 0.5 every 4×10^4 iterations and finally ends with 1.25×10^{-5} . We train our model with PyTorch on a NVIDIA RTX 4090 GPU. It takes about two days to converge. Before training the FLLIC network, we first train the clean entropy network in Fig. 3 by DIV2K [3] dataset. The training strategy is the same as above.

For the synthetic denoising dataset, we train a specific network for each noise level. In other words, we select an optimal Lagrange multiplier λ for each noise level. The details of λ selection are provided in the supplementary material.

Baselines. To show the superiority of the proposed FLLIC compression method over pure lossless image compression and the cascaded approach of denoising + lossless compression, we build two competing baselines with the state-of-the-art methods in denoising (Restormer [48]) and lossless image compression (LC-FDNet [37]), respectively.

Baseline 1. Pure lossless compression using LC-FDNet.

Baseline 2. Cascaded approach of Restormer + LC-FDNet.

Restormer [48] is the state-of-the-art image restoration network, which built upon the popular transformer architecture. It achieves the best results on various image restoration tasks, such as image deblurring, deraining and denoising. LC-FDNet [37] is the state-of-the-art open-sourced lossless image compression method, which proceeds the encoding in a coarse-to-fine manner to separate and process low and high-frequency regions differently. To do a fair comparison and make the baselines more robust to the noisy/denoised images, we finetune the cascaded baseline using Flickr2K dataset. The open-accessed pre-trained weights of each method are adopted as the initialization of the finetuning.

Metrics. We use rate-distortion (BPP-PSNR) metric to measure the compression performance of the proposed FLLIC compression method. In the ideal lossless compression, as the reconstruction is equivalent to the original image, therefore there is no distortion term. However, in the FLLIC framework, the reconstructed image is compared to the latent noise-free image, so it is necessary to compare the distortion term.

4.2 Quantitative results

Fig. 5 provides the comparison of quantitative results on the synthetic benchmark datasets. It can be seen that our proposed FLLIC achieves the highest reconstruction quality (PSNR) and also the lowest bit rate (BPP). It shows that pure lossless image compression achieves the highest BPP and the lowest PSNR, which implies that directly applying lossless image compression on noisy image is inefficient. We can also find that the cascaded method of denoising and lossless compression is still inferior to the proposed FLLIC framework. Specifically, the supervised FLLIC achieves the competing psnr as the cascaded approach while being near 1 bpp smaller than the latter in terms of bit rate. The weakly supervised FLLIC is slightly inferior to the supervised FLLIC in terms of performance, but considering that this scheme is trained without supervised clean images, it is amazing to achieve such results. Fig. 6 shows the compression performance of competing methods on the real world dataset SIDD. We can see that the proposed FLLIC compression method achieves the best rate-distortion performance in the real-world dataset, which suggests that the proposed FLLIC can be used in real scenarios.

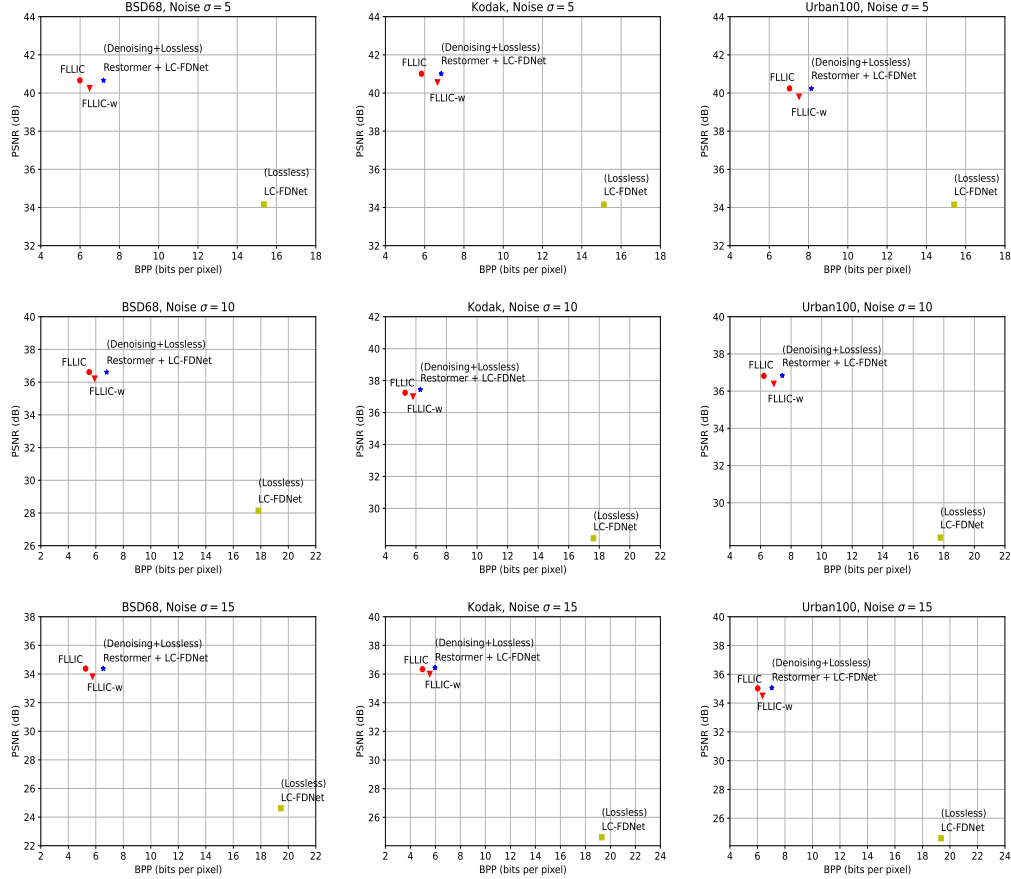


Figure 5: Quantitative results on the various combinations of different synthetic datasets (BSD600, Kodak24, Urban100) and different noise intensities ($\sigma=5,10,15$). "FLLIC" represents the supervised FLLIC and "FLLIC-w" represents the weakly-supervised FLLIC.

4.3 Inference time

We measure the inference time required for encoding and decoding a 512×512 image on a Nvidia RTX 4090 GPU. The detailed inference time of competing methods are listed in Table 1. For the cascaded method, encoding an images needs two steps: denoising and lossless compression, which need about 400 ms per step by the state-of-the-art algorithms. However, the proposed FLLIC just needs about 60 ms by one pass, which is an order of magnitude lower than the Restormer and LC-FDNet. Considering that FLLIC achieves better rate-distortion performance than the cascade scheme, it is amazing that it is also substantially ahead in inference time.

4.4 Ablation studies

In this subsection, we test various ablations of our full architecture to evaluate the effects of each component of the proposed FLLIC compression system.

Firstly, we systematically assess the impact of content adaptive quantization. To delve deeper into this evaluation, we construct a purposeful ablation architecture, denoted as FLLIC-u, wherein uniform quantization is employed instead of content adaptive quantization. Subsequently, we meticulously analyze the influence of incorporating guidance from the clean image entropy. This involves the removal of the branch associated with clean image entropy from the weakly supervised FLLIC network, with subsequent reporting of the resultant compression performance. The architecture without the guidance of the clean image entropy is denoted as FLLIC-w0.

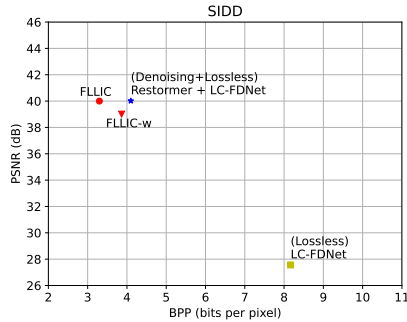


Figure 6: Quantitative results on the real world image denoising dataset SIDD medium. 'FLLIC' represents the supervised FLLIC method and 'FLLIC-w' represents the weakly-supervised FLLIC version.

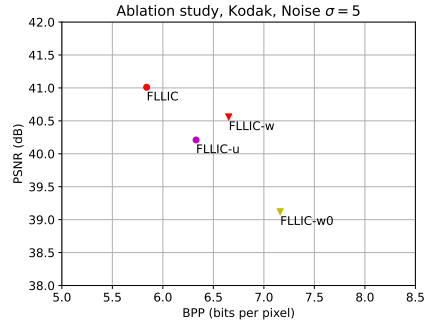


Figure 7: Ablation results on the Kodak dataset. 'FLLIC-u' represents the FLLIC with uniform quantization. 'FLLIC-w0' represents the weakly supervised FLLIC without the guidance of clean image entropy.

Table 1: Inference time (ms) of cascaded method of denoising + lossless compression and the proposed FLLIC method for encoding and decoding a 512×512 image on a Nvidia RTX 4090 GPU.

	Cascaded		
	Restormer	LC-FDNet	FLLIC
Encoding	465 ms	428 ms	65.8 ms
Decoding	-	462 ms	62.1 ms

The results of the analyses on these two ablation architectures are depicted in Fig. 7. Firstly, it is evident that the elimination of the content adaptive quantization module leads to a notable decline in compression performance (PSNR decreases by approximately 0.8dB, and the rate increases by about 0.5bpp). Furthermore, a significant observation is the substantial positive impact of incorporating guidance from the clean image entropy on the compression performance of FLLIC. Removal of the clean image entropy guidance results in a noteworthy reduction in PSNR by around 1.5dB, and an increase in rate by approximately 0.5bpp. These changes are particularly significant in the realm of compression.

5 Conclusion

We introduce a new paradigm called functionally lossless image compression (FLLIC), which integrates the two tasks of denoising and compression. FLLIC engages in lossless/near-lossless compression of optimally denoised images, with optimality tailored to specific tasks. While not strictly adhering to the literal meaning of losslessness concerning the noisy input, FLLIC aspires to achieve the optimal reconstruction of the latent noise-free original image. Extensive empirical investigations underscore the state-of-the-art performance of FLLIC in the realm of joint denoising and compression for noisy images, concurrently exhibiting advantages in terms of computational efficiency and cost-effectiveness.

Limitation

The main limitation of this work is its need to train a specific network for a given noise level. The current version hardly generalizes to various noise levels by a single network. A possible solution could be estimating noise level first and using the estimated noise level as known a prior for the encoding and decoding. We leave detailed study of this limitation to the further work.

Broader Impact

FLLIC's contributions to improving image quality, reducing resource usage, and enhancing efficiency and user experience make it a valuable advancement with far-reaching positive impacts across various industries and applications.

References

- [1] Abdelrahman Abdelhamed, Stephen Lin, and Michael S Brown. A high-quality denoising dataset for smartphone cameras. In *Proceedings of the IEEE conference on computer vision and pattern recognition*, pages 1692–1700, 2018.
- [2] Eirikur Agustsson, Fabian Mentzer, Michael Tschannen, Lukas Cavigelli, Radu Timofte, Luca Benini, and Luc Van Gool. Soft-to-hard vector quantization for end-to-end learning compressible representations. In *Advances in Neural Information Processing Systems 30*, pages 1141–1151, 2017.
- [3] Eirikur Agustsson and Radu Timofte. Ntire 2017 challenge on single image super-resolution: Dataset and study. In *The IEEE Conference on Computer Vision and Pattern Recognition (CVPR) Workshops*, July 2017.
- [4] Johannes Ballé, Valero Laparra, and Eero P. Simoncelli. End-to-end optimized image compression. In *5th International Conference on Learning Representations, ICLR*, 2017.
- [5] Johannes Ballé, David Minnen, Saurabh Singh, Sung Jin Hwang, and Nick Johnston. Variational image compression with a scale hyperprior. In *6th International Conference on Learning Representations, ICLR*. OpenReview.net, 2018.
- [6] Ka Leong Cheng, Yueqi Xie, and Qifeng Chen. Optimizing image compression via joint learning with denoising. In *European Conference on Computer Vision*, pages 56–73. Springer, 2022.
- [7] Zhengxue Cheng, Heming Sun, Masaru Takeuchi, and Jiro Katto. Learned image compression with discretized gaussian mixture likelihoods and attention modules. In *2020 IEEE/CVF Conference on Computer Vision and Pattern Recognition, CVPR*, pages 7936–7945, 2020.
- [8] Rich Franzen. Kodak lossless true color image suite, 1999. <http://r0k.us/graphics/kodak/>.
- [9] Chenjian Gao, Tongda Xu, Dailan He, Yan Wang, and Hongwei Qin. Flexible neural image compression via code editing. *Advances in Neural Information Processing Systems*, 35:12184–12196, 2022.
- [10] Shi Guo, Zifei Yan, Kai Zhang, Wangmeng Zuo, and Lei Zhang. Toward convolutional blind denoising of real photographs. In *Proceedings of the IEEE/CVF conference on computer vision and pattern recognition*, pages 1712–1722, 2019.
- [11] Dailan He, Ziming Yang, Weikun Peng, Rui Ma, Hongwei Qin, and Yan Wang. Elic: Efficient learned image compression with unevenly grouped space-channel contextual adaptive coding. In *Proceedings of the IEEE/CVF Conference on Computer Vision and Pattern Recognition*, pages 5718–5727, 2022.
- [12] Dailan He, Yaoyan Zheng, Baocheng Sun, Yan Wang, and Hongwei Qin. Checkerboard context model for efficient learned image compression. In *Proceedings of the IEEE/CVF Conference on Computer Vision and Pattern Recognition (CVPR)*, pages 14771–14780, June 2021.
- [13] Jonathan Ho, Evan Lohn, and Pieter Abbeel. Compression with flows via local bits-back coding. *Advances in Neural Information Processing Systems*, 32, 2019.
- [14] Emiel Hoogeboom, Jorn Peters, Rianne Van Den Berg, and Max Welling. Integer discrete flows and lossless compression. *Advances in Neural Information Processing Systems*, 32, 2019.
- [15] Jia-Bin Huang, Abhishek Singh, and Narendra Ahuja. Single image super-resolution from transformed self-exemplars. In *Proceedings of the IEEE conference on computer vision and pattern recognition*, pages 5197–5206, 2015.
- [16] Tao Huang, Songjiang Li, Xu Jia, Huchuan Lu, and Jianzhuang Liu. Neighbor2neighbor: Self-supervised denoising from single noisy images. In *Proceedings of the IEEE/CVF conference on computer vision and pattern recognition*, pages 14781–14790, 2021.
- [17] Yuning Huang, Zhihao Duan, and Fengqing Zhu. Narv: An efficient noise-adaptive resnet vae for joint image compression and denoising. In *2023 IEEE International Conference on Multimedia and Expo Workshops (ICMEW)*, pages 188–193. IEEE, 2023.
- [18] Ning Kang, Shanzhao Qiu, Shifeng Zhang, Zhenguo Li, and Shu-Tao Xia. Pilc: Practical image lossless compression with an end-to-end gpu oriented neural framework. In *Proceedings of the IEEE/CVF Conference on Computer Vision and Pattern Recognition*, pages 3739–3748, 2022.
- [19] Jun-Hyuk Kim, Byeongho Heo, and Jong-Seok Lee. Joint global and local hierarchical priors for learned image compression. In *Proceedings of the IEEE/CVF Conference on Computer Vision and Pattern Recognition*, pages 5992–6001, 2022.

- [20] Diederik P Kingma and Jimmy Ba. Adam: A method for stochastic optimization. *arXiv preprint arXiv:1412.6980*, 2014.
- [21] Diederik P Kingma and Max Welling. Auto-encoding variational bayes. *arXiv preprint arXiv:1312.6114*, 2013.
- [22] Ivan Kobyzev, Simon JD Prince, and Marcus A Brubaker. Normalizing flows: An introduction and review of current methods. *IEEE transactions on pattern analysis and machine intelligence*, 43(11):3964–3979, 2020.
- [23] Jooyoung Lee, Seunghyun Cho, and Seung-Kwon Beack. Context-adaptive entropy model for end-to-end optimized image compression. In *7th International Conference on Learning Representations, ICLR*, 2019.
- [24] Jooyoung Lee, Seyoon Jeong, and Munchurl Kim. Selective compression learning of latent representations for variable-rate image compression. *arXiv preprint arXiv:2211.04104*, 2022.
- [25] Jiahao Li, Bin Li, and Yan Lu. Hybrid spatial-temporal entropy modelling for neural video compression. In *Proceedings of the 30th ACM International Conference on Multimedia*, pages 1503–1511, 2022.
- [26] Jingyun Liang, Jiezhong Cao, Guolei Sun, Kai Zhang, Luc Van Gool, and Radu Timofte. Swinir: Image restoration using swin transformer. In *Proceedings of the IEEE/CVF international conference on computer vision*, pages 1833–1844, 2021.
- [27] Bee Lim, Sanghyun Son, Heewon Kim, Seungjun Nah, and Kyoung Mu Lee. Enhanced deep residual networks for single image super-resolution. In *Proceedings of the IEEE conference on computer vision and pattern recognition workshops*, pages 136–144, 2017.
- [28] David Martin, Charless Fowlkes, Doron Tal, and Jitendra Malik. A database of human segmented natural images and its application to evaluating segmentation algorithms and measuring ecological statistics. In *Proceedings Eighth IEEE International Conference on Computer Vision. ICCV 2001*, volume 2, pages 416–423. IEEE, 2001.
- [29] Fabian Mentzer, Eirikur Agustsson, Michael Tschannen, Radu Timofte, and Luc Van Gool. Conditional probability models for deep image compression. In *2018 IEEE Conference on Computer Vision and Pattern Recognition, CVPR*, pages 4394–4402, 2018.
- [30] Fabian Mentzer, Eirikur Agustsson, Michael Tschannen, Radu Timofte, and Luc Van Gool. Practical full resolution learned lossless image compression. In *Proceedings of the IEEE/CVF conference on computer vision and pattern recognition*, pages 10629–10638, 2019.
- [31] Fabian Mentzer, Luc Van Gool, and Michael Tschannen. Learning better lossless compression using lossy compression. In *Proceedings of the IEEE/CVF Conference on Computer Vision and Pattern Recognition*, pages 6638–6647, 2020.
- [32] Fabian Mentzer, George D Toderici, Michael Tschannen, and Eirikur Agustsson. High-fidelity generative image compression. *Advances in Neural Information Processing Systems*, 33:11913–11924, 2020.
- [33] David Minnen, Johannes Ballé, and George Toderici. Joint autoregressive and hierarchical priors for learned image compression. In *Advances in Neural Information Processing Systems 31*, pages 10794–10803, 2018.
- [34] Yichen Qian, Ming Lin, Xiuyu Sun, Zhiyu Tan, and Rong Jin. Entroformer: A transformer-based entropy model for learned image compression. In *International Conference on Learning Representations*, 2022.
- [35] Saeed Ranjbar Alvar, Mateen Ulhaq, Hyomin Choi, and Ivan V Bajić. Joint image compression and denoising via latent-space scalability. *Frontiers in Signal Processing*, 2:932873, 2022.
- [36] Chao Ren, Xiaohai He, Chuncheng Wang, and Zhibo Zhao. Adaptive consistency prior based deep network for image denoising. In *Proceedings of the IEEE/CVF conference on computer vision and pattern recognition*, pages 8596–8606, 2021.
- [37] Hochang Rhee, Yeong Il Jang, Seyun Kim, and Nam Ik Cho. Lc-fdnet: Learned lossless image compression with frequency decomposition network. In *Proceedings of the IEEE/CVF Conference on Computer Vision and Pattern Recognition*, pages 6033–6042, 2022.
- [38] Tim Salimans, Andrej Karpathy, Xi Chen, and Diederik P Kingma. Pixelcnn++: Improving the pixelcnn with discretized logistic mixture likelihood and other modifications. *arXiv preprint arXiv:1701.05517*, 2017.

- [39] Chajin Shin, Hyeongmin Lee, Hanbin Son, Sangjin Lee, Dogyoon Lee, and Sangyoun Lee. Expanded adaptive scaling normalization for end to end image compression. In *European Conference on Computer Vision*, pages 390–405. Springer, 2022.
- [40] Michela Testolina, Evgeniy Upenik, and Touradj Ebrahimi. Towards image denoising in the latent space of learning-based compression. In *Applications of Digital Image Processing XLIV*, volume 11842, pages 412–422. SPIE, 2021.
- [41] Lucas Theis, Wenzhe Shi, Andrew Cunningham, and Ferenc Huszár. Lossy image compression with compressive autoencoders. In *5th International Conference on Learning Representations, ICLR*, 2017.
- [42] James Townsend, Thomas Bird, Julius Kunze, and David Barber. Hilloc: Lossless image compression with hierarchical latent variable models. *arXiv preprint arXiv:1912.09953*, 2019.
- [43] Dmitry Ulyanov, Andrea Vedaldi, and Victor Lempitsky. Deep image prior. In *Proceedings of the IEEE conference on computer vision and pattern recognition*, pages 9446–9454, 2018.
- [44] Aäron Van Den Oord, Nal Kalchbrenner, and Koray Kavukcuoglu. Pixel recurrent neural networks. In *International conference on machine learning*, pages 1747–1756. PMLR, 2016.
- [45] Guo-Hua Wang, Jiahao Li, Bin Li, and Yan Lu. Evc: Towards real-time neural image compression with mask decay. *arXiv preprint arXiv:2302.05071*, 2023.
- [46] Tongda Xu, Yan Wang, Dailan He, Chenjian Gao, Han Gao, Kunzan Liu, and Hongwei Qin. Multi-sample training for neural image compression. *arXiv preprint arXiv:2209.13834*, 2022.
- [47] Fei Yang, Luis Herranz, Yongmei Cheng, and Mikhail G. Mozerov. Slimmable compressive autoencoders for practical neural image compression. In *Proceedings of the IEEE/CVF Conference on Computer Vision and Pattern Recognition (CVPR)*, pages 4998–5007, June 2021.
- [48] Syed Waqas Zamir, Aditya Arora, Salman Khan, Munawar Hayat, Fahad Shahbaz Khan, and Ming-Hsuan Yang. Restormer: Efficient transformer for high-resolution image restoration. In *Proceedings of the IEEE/CVF conference on computer vision and pattern recognition*, pages 5728–5739, 2022.
- [49] Kai Zhang, Wangmeng Zuo, Yunjin Chen, Deyu Meng, and Lei Zhang. Beyond a gaussian denoiser: Residual learning of deep cnn for image denoising. *IEEE transactions on image processing*, 26(7):3142–3155, 2017.
- [50] Shifeng Zhang, Ning Kang, Tom Ryder, and Zhenguo Li. iflow: Numerically invertible flows for efficient lossless compression via a uniform coder. *Advances in Neural Information Processing Systems*, 34:5822–5833, 2021.
- [51] Shifeng Zhang, Chen Zhang, Ning Kang, and Zhenguo Li. ivpf: Numerical invertible volume preserving flow for efficient lossless compression. In *Proceedings of the IEEE/CVF Conference on Computer Vision and Pattern Recognition*, pages 620–629, 2021.
- [52] Xi Zhang and Xiaolin Wu. Lvqac: Lattice vector quantization coupled with spatially adaptive companding for efficient learned image compression. In *Proceedings of the IEEE/CVF Conference on Computer Vision and Pattern Recognition*, pages 10239–10248, 2023.
- [53] Yiyun Zhao, Zhuqing Jiang, Aidong Men, and Guodong Ju. Pyramid real image denoising network. In *2019 IEEE Visual Communications and Image Processing (VCIP)*, pages 1–4. IEEE, 2019.
- [54] Yin hao Zhu, Yang Yang, and Taco Cohen. Transformer-based transform coding. In *International Conference on Learning Representations*, 2022.
- [55] Renjie Zou, Chunfeng Song, and Zhaoxiang Zhang. The devil is in the details: Window-based attention for image compression. In *Proceedings of the IEEE/CVF conference on computer vision and pattern recognition*, pages 17492–17501, 2022.

A Appendix / supplemental material

A.1 Broader Impacts

The proposed functionally lossless image compression (FLLIC) method presents several positive broader impacts:

- **Enhanced Image Quality:** By jointly denoising and compressing images, FLLIC can significantly improve the perceived quality of images in various applications. This enhancement is particularly beneficial in fields such as medical imaging, where clearer images can lead to better diagnosis and treatment planning, and in remote sensing, where higher quality images improve data analysis and decision-making.
- **Reduced Storage and Bandwidth Requirements:** FLLIC's superior compression performance over mathematically lossless methods leads to lower storage and bandwidth requirements. This reduction translates into cost savings for data storage and transmission, making it particularly advantageous for industries dealing with large volumes of image data, such as digital media, cloud storage services, and scientific research.
- **Improved Efficiency in Imaging Systems:** By addressing the inherent acquisition noise in digital sensors, FLLIC offers a more efficient approach to image compression. This efficiency can enhance the performance of imaging systems in various applications, from consumer electronics to professional photography, ensuring that users receive higher quality images without compromising on storage efficiency.
- **Environmental Benefits:** The reduction in storage and bandwidth requirements also has positive environmental implications. Lower data storage needs mean less energy consumption in data centers, and reduced bandwidth usage can decrease the energy footprint of data transmission networks. These factors contribute to a more sustainable and eco-friendly approach to handling large-scale image data.
- **Better User Experience:** In applications such as web browsing, video streaming, and online gaming, FLLIC's ability to deliver high-quality images with reduced latency and faster loading times can significantly enhance the user experience. This improvement is especially crucial in regions with limited bandwidth or high latency networks, providing a more accessible and enjoyable digital experience.
- **Advancement in Image Processing Technology:** FLLIC represents a paradigm shift in image compression, promoting further research and innovation in the field. By challenging the necessity of mathematically lossless compression and introducing a functionally lossless approach, this method opens new avenues for developing advanced image processing techniques that prioritize practical performance and quality.

Overall, FLLIC's contributions to improving image quality, reducing resource usage, and enhancing efficiency and user experience make it a valuable advancement with far-reaching positive impacts across various industries and applications.