

Intrinsic constraint on T_c for unconventional superconductivity

Qiong Qin^{1,2} and Yi-feng Yang^{1,2,3,*}

¹*Beijing National Laboratory for Condensed Matter Physics and Institute of Physics,
Chinese Academy of Sciences, Beijing 100190, China*

²*University of Chinese Academy of Sciences, Beijing 100049, China*

³*Songshan Lake Materials Laboratory, Dongguan, Guangdong 523808, China*

Can room temperature superconductivity be achieved in correlated materials under ambient pressure? Our answer to this billion-dollar question is probably no, at least for realistic models within the current theoretical framework. This is shown by our systematic simulations on the pairing instability of some effective models for two-dimensional superconductivity. For a square lattice model with nearest-neighbour pairing, we find a plaquette state formed of weakly-connected 2×2 blocks for sufficiently large pairing interaction. The superconductivity is suppressed on both sides away from its melting quantum critical point. Thus, the plaquette state constrains the magnitude of T_c for large pairing interactions and may be viewed as a strong-coupling parent state of d -wave superconductivity, in resemblance of other competing orders. We then extend our simulations to a variety of effective models covering nearest-neighbour or onsite pairings, single layer or two-layer structures, intralayer or interlayer pairings, and find an intrinsic maximum of the ratio $T_c/J \approx 0.04-0.07$, where J is the onsite or nearest-neighbour pairing interaction. Comparison with existing experiments supports this constraint in cuprate, iron-based, nickelate, and heavy fermion superconductors, despite that these compounds are so complicated well beyond our simplified models. As a result, the known families of unconventional superconductivity, possibly except the infinite-layer nickelates, seem to almost exhaust their potentials in reaching the maximal T_c allowed by their spin exchange interaction, while achieving room temperature superconductor would require a much larger J beyond 400-700 meV, which seems unrealistic and hence demands novel pairing mechanisms.

Despite the century-long pursuit of high-temperature superconductors, the possible existence of a theoretical upper limit to their transition temperature (T_c) under ambient pressure remains unsettled¹⁻⁵. Both mean-field and weak-coupling Eliashberg theories⁶ predict an artificial T_c that grows continuously with increasing pairing interaction, while experiments often find superconducting domes with maximum T_c near the phase boundaries of some long- or short-range orders associated with spin, charge, orbital, or structural degrees of freedom⁷⁻¹⁶. The dome implies a dual role of the competing orders, which not only provide the pairing glues but also constrain the magnitude of maximum T_c . However, they are mostly external factors associated with instabilities of other channels. One may wonder if any intrinsic constraint on T_c may exist owing solely to the pairing instability.

Important lessons may be learned from cuprate high-temperature superconductors in the underdoped region, where strong pairing interactions relative to the renormalized effective quasiparticle hopping parameters favor short-range electron pairs¹⁷ that in some literatures are thought to form already at high temperatures but only become superconducting when a (quasi-)long-range phase coherence is developed^{18,19}. This raises a few general questions: What is the true strong-coupling limit of the pairing state? How is this strong-coupling state related to the high-temperature superconductivity? Would it put any intrinsic constraint on the maximal value of

T_c ? Since the absolute magnitude of T_c is determined by certain basic energy scale, such as the pairing interaction J , the question of maximum T_c turns into the question of their maximum dimensionless ratio T_c/J . To address these important issues and gain insights into possible intrinsic constraints on T_c , we propose here to discard instabilities from all other channels such as magnetic or charge orders and focus only on the pairing instability, since all other instabilities are expected to compete with the superconductivity and further suppress T_c . Their contributions to the pairing can all be included phenomenologically in a pairing interaction term.

Theoretically, one may derive various ratios with respect to other measurable energy scales such as the Fermi energy and the superfluid density. However, it has been shown that these ratios may be violated in artificial models⁴, thus preventing a useful bound for constraining T_c . To avoid such complication, instead of deriving a model-independent constraint, we first restrict ourselves to a minimal effective model that is most relevant in real correlated materials and includes only the quasiparticle hopping and nearest-neighbour spin-singlet pairing interaction. For the one band model on a square lattice, we find a plaquette state in the strong-coupling limit that breaks both the translational and time reversal symmetries and exhibits unusual spectral properties with a pseudogap or insulating-like normal state. This plaquette state may be regarded as the strong-coupling parent state of d -wave superconductivity, since the latter emerges as the plaquettes melt and short-range electron pairs get mobilized to attain long-distance phase coherence at a reduced pairing interaction. A tentative

*yifeng@iphy.ac.cn

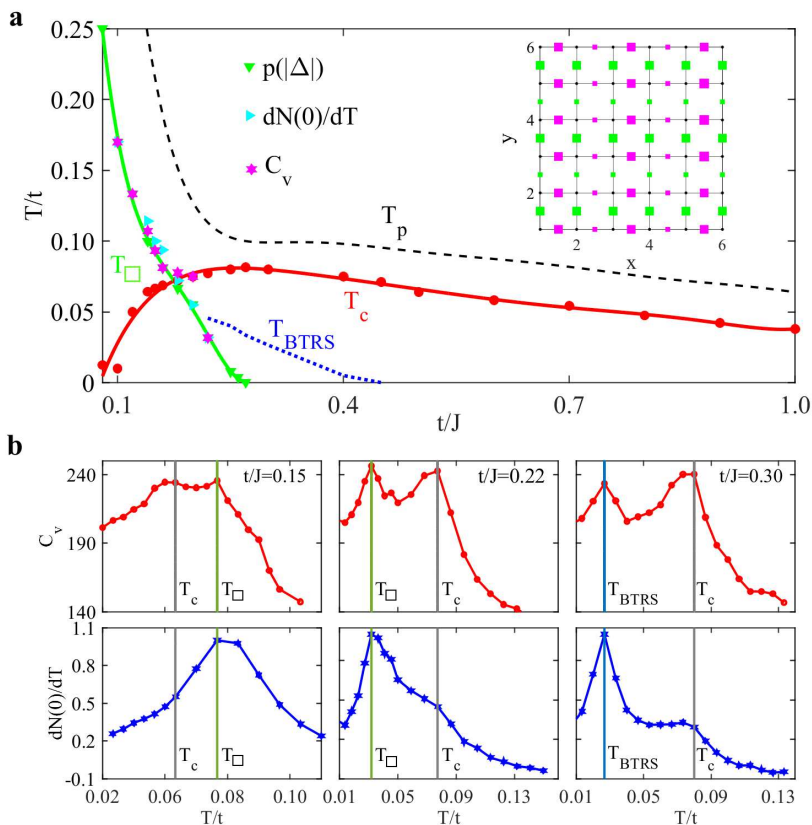


Fig. 1: **Theoretical phase diagram of our minimal effective model on the square lattice.** **a** The $T/t - t/J$ phase diagram, showing the onset temperature T_p of pseudogap-like behavior determined from the suppression of the quasiparticle density of states at the Fermi energy $N(0)$, the plaquette transition temperature T_\square from the pairing field amplitude distribution $p(|\Delta|)$ and the peaks in the specific heat C_v and the temperature derivative of the quasiparticle density of states $dN(0)/dT$, the superconducting transition temperature T_c from the long-distance phase coherence and the properties of the Berezinskii-Kosterlitz-Thouless (BKT) transition for two-dimensional superconductivity, and the temperature T_{BTRS} for superconductivity with broken time reversal symmetry from the deviation of the pairing field phases along x and y bonds attached to the same site. The inset shows a typical configuration of the pairing field inside the plaquette state at low temperatures, where the size of the symbols represents the amplitude $|\Delta_{ij}|$ and the color denotes the sign of the phase θ_{ij} . **b** Temperature evolution of C_v and $dN(0)/dT$ for $t/J = 0.15, 0.22, 0.30$, showing peaks or shoulders at T_\square , T_c , and T_{BTRS} .

phase diagram is then constructed where T_c/t reaches its maximum at the plaquette quantum critical point (QCP), resembling those often observed in experiments with other competing orders. This suggests some intrinsic constraints that prevent T_c from exhausting all kinetic or pairing energies in order to achieve a delicate balance between pairing and phase coherence. We then extend the calculations to more general models with either nearest-neighbour or onsite pairings, single layer or two-layer structures, intralayer or interlayer pairings, and obtain a maximum $T_c/J \approx 0.04 - 0.07$. A close examination of existing experiments in known unconventional superconductors, including cuprate, iron-based, nickelate, and heavy fermion superconductors, seems to quite universally support the obtained ratio, indicating that these families, possibly except the infinite-layer nickelates, have almost reached their maximum T_c allowed by their respective spin exchange interactions. A room-temperature superconductor would then require a much larger pairing

interaction beyond 400-700 meV within the current theoretical framework, which seems unrealistic from a single mechanism in correlated electron systems under ambient pressure. Our work therefore provides a useful criterion that may help to avoid futile efforts in exploring high-temperature superconductors along wrong directions. It also points out the necessity of new pairing mechanisms, possibly combining different pairing interactions, in order to achieve the room-temperature superconductivity.

Results

The theoretical phase diagram

As shown in the Method, we first construct and study a minimal effective model that contains only the quasiparticle hopping and pairing terms on a square lattice and then discuss its extension to several other effective models. The hopping terms include the nearest-neighbour hopping t and next-nearest-neighbour hopping

t' , which should be renormalized by a Gutzwiller factor as in the cuprate high-temperature superconductors. The pairing interaction is given primarily by the antiferromagnetic spin exchange J between nearest-neighbour sites, but may also arise from other mechanisms such as the attractive charge-density interactions and the spin-fluctuation mediated pairing interactions, as suggested by many experiments in recent years^{20–22}. For cuprates, the importance of the nearest-neighbour antiferromagnetic spin interaction has been justified in a number of measurements^{23–25}. To promote the maximum T_c , we further include the effect of the associated attractive charge-density interaction generated by the superexchange mechanism. The static auxiliary field Monte Carlo approach^{26–33} is then used to simulate the spin-singlet pairing fields $\Delta_{ij} = |\Delta_{ij}|e^{i\theta_{ij}}$ defined on all nearest-neighbour bonds $\langle ij \rangle$ as detailed in the Method. It allows us to simulate the phase correlation of the pairing fields and thus determine T_c based on phase coherence rather than the BCS-type mean-field transition. The validity of our approach in estimating T_c has been verified in the recently-discovered bilayer and trilayer nickelate superconductors^{34,35} and by its consistency with the rigorous Quantum Monte Carlo simulations for the attractive Hubbard model².

Figure 1(a) shows a typical theoretical phase diagram for the one-band square lattice model, where we have intentionally plot T_c/t against t/J . A nonuniform plaquette state emerges at sufficiently strong pairing interaction formed of 2×2 blocks induced by high-order pair hopping in the effective action of the pairing fields after integrating out the electron degrees of freedom. A typical pairing configuration of the plaquette state is given in the inset of Fig. 1. The pairing amplitudes are relatively stronger on internal bonds of the 2×2 plaquettes and weaker on their links. The phases show a d -wave-like character along the x and y directions. Thus, the plaquette state breaks the lattice translational symmetry though the electron density remains uniform. Its transition temperature T_\square decreases with increasing t/J and diminishes at the QCP ($t/J \approx 0.27$), where the plaquettes melt completely and uniform superconductivity emerges with a maximum $T_c/t \approx 0.08$ for the chosen parameters (see Method). Tuning the next-nearest-neighbour hopping and the chemical potential may slightly change the ratio and the location of the QCP, but does not alter the qualitative physics. Inside the plaquette state, T_c is greatly reduced as the pairing interaction increases. The nonmonotonic evolution of T_c resembles typical phase diagrams observed in many unconventional superconductors with other competing orders such as long-range magnetism, charge density wave, or nematicity^{7–16}. However, the plaquette state reflects the internal instability in the pairing channel and may be regarded as the true strong-coupling parent state of d -wave superconductivity that constrains the magnitude of T_c . Near the plaquette QCP, the superconductivity also breaks the time reversal symmetry below

T_{BTRS} . At high temperatures, the normal state exhibits pseudogap-like behavior whose onset temperature T_p follows closely the variation of T_c or T_\square ^{36,37} determined from the specific heat C_v or the temperature derivative of the quasiparticle density of states at the Fermi energy $dN(0)/dT$. As shown in Fig. 1(b), we find peaks in the specific heat for all transitions at T_\square , T_c , and T_{BTRS} , while in $dN(0)/dT$ the feature at T_c is greatly suppressed for $t/J < 0.27$. Here and after, J is set as the energy unit if not explicitly noted.

The plaquette state at strong coupling

The plaquette state and its phase transition may be seen in the joint distribution $p(|\Delta|_0^x, |\Delta|_0^y)$ of the pairing amplitudes along the x and y directions attached to the same site $\mathbf{0}$ or the marginal distribution $p(|\Delta|)$ of the pairing field amplitudes on all bonds. As shown in Fig. 2(a), $p(|\Delta|_0^x, |\Delta|_0^y)$ at low temperatures displays a four-point structure due to the nonuniform pairing configurations. As t/J increases, the four points gradually shrink into a single point, where the translational symmetry is recovered and the plaquette state melts into the uniform superconductivity. Correspondingly, the amplitude distribution $p(|\Delta|)$ also contains two peaks in the plaquette state. As shown in Fig. 2(b) for $t/J = 0.15$, these peaks get gradually broadened with increasing temperature and merge into a single peak above T_\square .

At sufficiently low temperatures, the plaquette state may also develop long-distance phase coherence and exhibits unusual spectral features due to the nonuniform spatial distribution of the pairing amplitudes. As shown in Fig. 2(c) for $t/J = 0.15$, its momentum-energy dependent spectral function at negative energies splits into two sets of dispersions. One dispersion resembles that of uniform superconductivity, but its back-bending vector k_G differs consistently from the Fermi vector k_F , which has also been observed experimentally for possible pair density wave (PDW) state^{38–40}. At high temperatures, the two dispersions recombine into a single curve pointing upwards even in the normal state. The gap indicates a pseudogap or insulating-like phase due to the large nearest-neighbour pairing interaction. This suggests that the normal state may also undergo a metal-insulator transition as t/J decrease, a phenomenon observed in cuprate superconductors under high pressure but unexplained⁴¹. At intermediate temperature $T_c < T < T_\square$, the superconducting phase coherence is lost and the plaquette state is in a sense similar to the fermionic quadrupling phase with broken time reversal symmetry proposed earlier in experiment^{42,43}.

Time reversal symmetry breaking

The time reversal symmetry breaking may be seen from the probabilistic distribution $p(\delta\theta_{xy})$ of the phase difference $\delta\theta_{xy} = \theta_0^x - \theta_0^y$ of the pairing fields along the x and y directions. The results are shown in Fig. 3(a) for three different values of t/J . For small $t/J = 0.15$ in the plaquette state, the existence of multiple peaks mark the

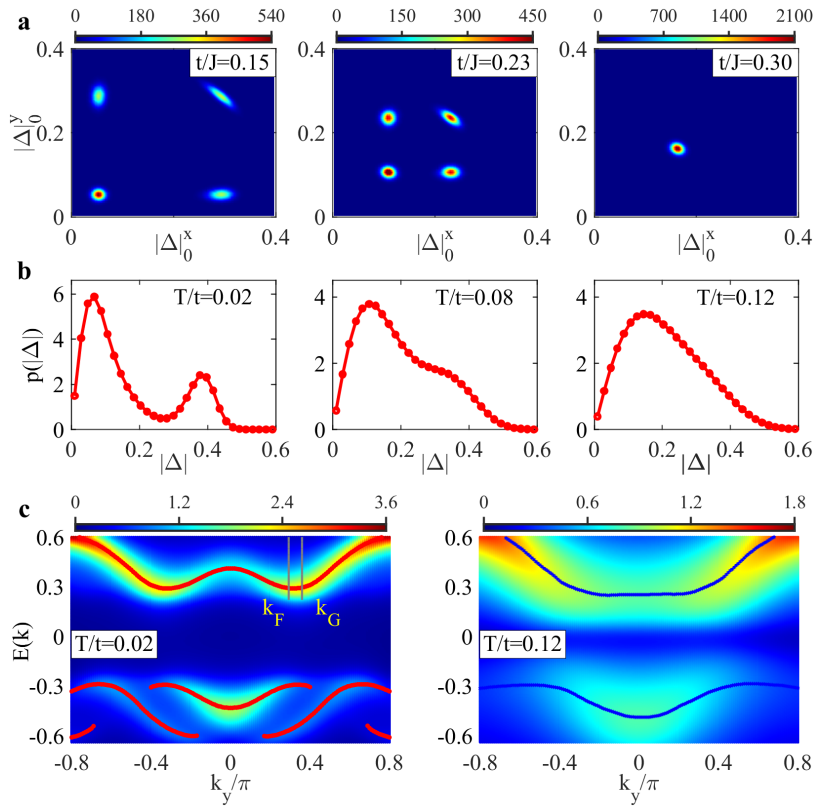


Fig. 2: **Properties of the plaquette state at strong coupling.** **a** The joint distribution function $p(|\Delta_0^x|, |\Delta_0^y|)$ of the pairing field amplitudes $|\Delta_0^x|$ and $|\Delta_0^y|$ along x and y directions attached to the same site $\mathbf{0}$ for $t/J = 0.15, 0.23, 0.30$ at a very low temperature $T/J = 0.0001$. **b** Evolution of the marginal distribution $p(|\Delta|)$ of the pairing amplitude on all bonds with temperature for $t/J = 0.15$. **c** Comparison of the energy-momentum dependent spectral function and extracted dispersions (solid lines) at $k_x/\pi = 0.44$ at low and high temperatures for $t/J = 0.15$. The grey vertical lines mark the Fermi vector k_F that clearly differs from the wave vector k_G where the dispersions bend backwards.

phase difference on different bonds. For large $t/J = 1.0$, there exists a single maximum around $\delta\theta_{xy}/\pi = 1$, which signals the uniform d -wave superconductivity with opposite sign of the pairing field along the x and y directions. Quite unexpectedly, for $t/J = 0.3$, we still have a single peak but its position deviates from $\delta\theta_{xy}/\pi = 1$. To see such a variation more clearly, Fig. 3(b) plots the average deviation ($|\langle\delta\theta_{xy}\rangle|$) and the smallest deviation ($|\delta\theta_{xy}^{\min}|$) of the peak positions. While $|\langle\delta\theta_{xy}\rangle|$ evolves nonmonotonically and reaches a minimum at the plaquette QCP, $|\delta\theta_{xy}^{\min}|$ keeps increasing with t/J . Interestingly, the two quantities become equal beyond the plaquette QCP but only approach π at a much larger $t/J \approx 0.5$.

Under time reversal operation, the phase of the pairing field changes sign so that $\delta\theta_{xy} \rightarrow -\delta\theta_{xy} \pmod{2\pi}$. Thus, the deviation of the peak position from π around $t/J = 0.3$ indicates an intermediate region of uniform superconductivity that breaks the time reversal symmetry, with the gap function $\Delta_{\mathbf{k}} \propto \cos(\mathbf{k}_x) + e^{-i\delta\theta_{xy}} \cos(\mathbf{k}_y) \propto \Delta_{\mathbf{k}}^d - i \cot \frac{\delta\theta_{xy}}{2} \Delta_{\mathbf{k}}^s$, representing $d+is$ pairing with a nodeless gap. Here $\Delta_{\mathbf{k}}^d = \cos(\mathbf{k}_x) - \cos(\mathbf{k}_y)$ is the d -wave component and $\Delta_{\mathbf{k}}^s = \cos(\mathbf{k}_x) + \cos(\mathbf{k}_y)$ denotes an extended s -wave component from the nearest-neighbour pairing in-

teraction. The onsite pairing is not excluded due to the strong Coulomb repulsion. We have therefore a two-stage transition from the plaquette to the uniform d -wave superconductivity, with an intermediate region that recovers the translational symmetry but still breaks the time reversal symmetry. Similar $d+is$ pairing may have been found under certain conditions in twisted double-layer cuprates⁴⁴ and infinite-layer nickelates^{45,46}. In the latter case, it arises from the interplay of Kondo and superexchange interactions⁴⁷. Here it is associated with the quasiparticle hopping, $i \rightarrow i + \hat{x} \rightarrow i + \hat{x} + \hat{y} \rightarrow i + \hat{y} \rightarrow i$. Integrating out the electron degrees of freedom leads to a term like $\text{Re}(\Delta_{i,i+\hat{x}} \Delta_{i+\hat{y},i+\hat{x}+\hat{y}} \Delta_{i,i+\hat{y}}^* \Delta_{i+\hat{x},i+\hat{x}+\hat{y}}^*) \rightarrow \text{Re}(\Delta_x^2 \Delta_y^{*2}) \propto \cos(2\delta\theta_{xy})$, while the second order hopping process such as $i + \hat{x} \rightarrow i \rightarrow i + \hat{y}$ contributes a term $\text{Re}(\Delta_x \Delta_y^*) \propto \cos \delta\theta_{xy}$. Their combined free energy may be minimized at $\delta\theta_{xy}$ away from 0 and π ⁴⁸. Thus, time reversal symmetry breaking represents an intrinsic tendency of the superconductivity with nearest-neighbour pairing at strong coupling, where the normal state is no longer a Fermi liquid.

To further confirm the two-stage transition, Fig. 3(c) plots the gap function $\Delta(\phi)$ with t/J near the nodal and

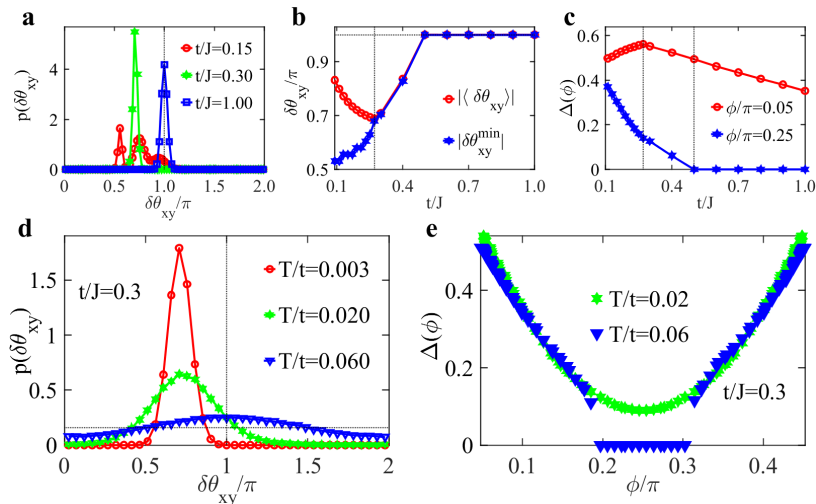


Fig. 3: **Two-stage quantum phase transition and time reversal symmetry breaking.** **a** The probabilistic distribution of the phase difference along x and y directions $p(\delta\theta_{xy}) = p(\theta_0^x - \theta_0^y)$ for different values of t/J . **b** Evolution of the average phase difference $|\langle\delta\theta_{xy}\rangle|$ and the minimum phase difference $|\delta\theta_{xy}^{\min}|$ determined by the peak positions as functions of t/J . The vertical line marks the plaquette QCP at $t/J = 0.27$. **c** Comparison of the gap function $\Delta(\phi)$ near nodal and antinodal directions as functions of t/J , determined by the position of the positive-energy peak in the spectral function $A(\phi, \omega)$. **d** Temperature evolution of $p(\delta\theta_{xy})$ at $t/J = 0.3$ in the intermediate phase. **e** The angle-dependent gap function $\Delta(\phi)$ for different temperatures at $t/J = 0.3$, showing the evolution from a full gap at low temperatures to a partial gap at high temperatures.

antinodal directions in the momentum space deduced from the spectral function. The gap near the antinode is always finite, but varies nonmonotonically with a maximum at the plaquette QCP $t/J = 0.27$, in good correspondence with the maximum T_c . By contrast, the gap near the nodal direction decreases continuously and only diminishes at $t/J \approx 0.5$, confirming a full gap for $0.27 \leq t/J \leq 0.5$ consistent with the above phase analysis. The transition temperature T_{BTRS} of the $d+is$ phase may also be extracted from the temperature evolution of $p(\delta\theta_{xy})$. As shown in Fig. 3(d) for $t/J = 0.3$, the peak in $p(\delta\theta_{xy})$ gets broadened and moves gradually to $\delta\theta_{xy} = \pi$ as the temperature increases across T_{BTRS} . The angle-dependent gap functions are given in Fig. 3(e), showing a fully gapped $d+is$ pairing state and a nodal d -wave pairing state below and above T_{BTRS} , respectively. Note that the higher-temperature d -wave gap contains a finite gapless region on the Fermi surface, which has also been observed previously in some experiments⁴⁹.

Superconducting phase coherence

The superconducting transition is determined from the phase mutual information $I_{\mathbf{R}}^{x/y}$ of the pairing fields as well as the vortex number n_v (see Method)^{33,34}. Figure 4(a) shows the semilog plot of the phase mutual information between two bonds of the largest distance $\mathbf{R} = (5, 5)$ for $t/J = 0.15, 0.22, 0.30$ on the 10×10 lattice. We find a slope change at low temperature, marking the establishment of long-distance phase coherence of the pairing fields. The slope change at higher temperature is associated with the onset of the spatial phase correlation, which has a temperature scale in rough agreement with

T_p for $t/J > 0.27$ in Fig. 1 and is therefore responsible for the pseudogap above the superconducting T_c .

The low-temperature transition coincides with the peak position of dn_v/dT also plotted in Fig. 4(a). The maximum of dn_v/dT implies a rapid development of the vortex number n_v with increasing temperature, which is a characteristic feature of the Berezinskii-Kosterlitz-Thouless (BKT) transition for two-dimensional superconductivity^{50–52}. We thus identify this transition as the superconducting transition. The value of T_c is examined for other lattice size and found to vary only slightly, confirming the robustness of our qualitative conclusions.

The final phase diagram is already discussed in Fig. 1(a), showing nonmonotonic variation of T_c/t with t/J and a maximum at the plaquette QCP. This evolution may also be understood from the phase difference of the pairing fields on neighbouring bonds. Figure 4(b) plots the probabilistic distribution $p(\delta\theta_1)$ of $\delta\theta_1 = \theta_0^{x/y} - \theta_{(1,0)/(0,1)}^{x/y}$. We find two symmetric peaks around zero in the plaquette state and a single peak in the uniform superconducting state. Interestingly, as shown in Fig. 4(c), while the peak position $|\delta\theta_1^{\max}|$ decreases gradually and diminishes above $t/J = 0.27$, the inverse of its fluctuation, as well as that between next-nearest-neighbour bonds, also varies nonmonotonically with t/J and exhibits a maximum near the plaquette QCP, in good correspondence with the evolution of T_c/t . This coincidence is unexpected at first glance but easy to understand, since a smaller fluctuation of $\delta\theta_1$ around zero indicates a larger phase stiffness of the pairing fields on neighbouring bonds, thus favoring larger superfluid

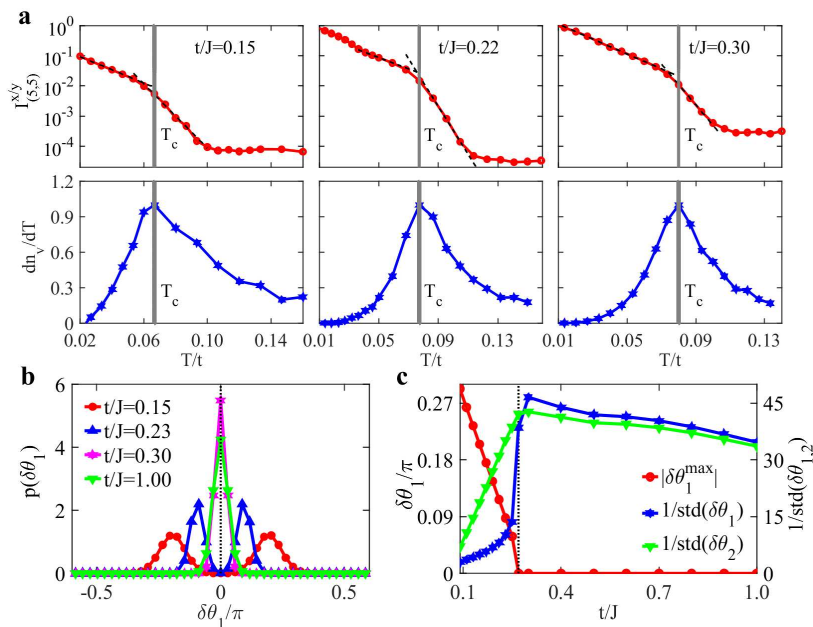


Fig. 4: **Superconducting phase coherence.** **a** The mutual information between two pairing field phases $\theta_{(0,0)}^{x/y}$ and $\theta_{(5,5)}^{x/y}$ of the distance (5, 5) and the normalized numerical derivatives of the vortex number dn_v/dT with temperature for $t/J = 0.15, 0.22, 0.30$, respectively. The vertical lines show the extracted T_c . **b** The distribution $p(\delta\theta_1)$ for different hopping at $T/J = 0.0001$, where $\delta\theta_1$ is the phase difference between nearest-neighbour pairing fields $\delta\theta_1 = \theta_0^{x/y} - \theta_{(1,0)/(0,1)}^{x/y}$. **c** The peak position in $p(\delta\theta_1)$ and the inverse of the fluctuation $\text{std}(\delta\theta_i) = \sqrt{\langle(\delta\theta_i)^2\rangle}$, where $\delta\theta_i$ is the phase difference between two nearest-neighbour ($i = 1$) or next-nearest-neighbour ($i = 2$) bonds along x or y directions. The two behave similarly for uniform superconductivity but differ in the plaquette state.

density and T_c . Theoretically, this is usually described by the free energy⁵³, $F = \frac{\rho_s}{2} \int_x (\delta\theta)^2$, such that the phase fluctuation $\langle(\delta\theta)^2\rangle$ is inversely related to the superfluid density ρ_s . This explains our observed correlation between the fluctuation of the phase difference and the magnitude of T_c in Fig. 4(c).

Discussion on the plaquette state

The plaquette state may also have other exotic properties detectable in experiment. For example, pairing field modulation may affect local spin susceptibility^{54,55} and cause some spin resonance mode⁵⁶. In fact, the plaquette state shares many similarities with the supersolid phase realized in dipolar cold atoms^{57–61}. Both break translational symmetry and $U(1)$ phase symmetry at zero temperature. Similar to the plaquette state, the microscopic configurations of supersolid consist of weakly connected droplets. Both occupy an intermediate region of their respective phase diagram: the plaquette state occurs between the uniform superconductivity and a disordered phase of coexisting plaquettes and dimers for extremely large pairing interaction, while the supersolid exists between the superfluid phase and an incoherent droplet solid. Given these similarities, one may anticipate that vortices may exist in the supersolid phase, while two modes with different dispersions for some dynamic structure factor observed in supersolid⁵⁸ may also emerge in

the plaquette state.

Though the Bose-Einstein condensation (BEC)⁶² has traditionally been argued to be the strong coupling limit of the superconductivity, our results suggest that it may only hold for local s -wave pairing with onsite attractive interaction. For unconventional superconductors with strong onsite Coulomb repulsion, onsite s -wave pairing is generally unfavored and the pairs tend to occupy different sites. As a result, short-range pairing emerges for nearest-neighbour spin exchange interaction and, at strong coupling, causes an ordered plaquette state that breaks the translational symmetry. This differs from the local two-particle bound state typical of the BEC. On the other hand, the plaquette state does share some similarities with the BEC, which include the U-shaped density of states near the Fermi energy, the flat dispersion around $k_x = 0$, and the pseudogap in the normal state at high temperatures.

Our proposed plaquette state is also different from the widely-studied PDW state^{38,39,66,67}, even though both exhibit real-space modulation of the pairing fields. While the PDW may generally lead to a charge density wave, the plaquette state ideally has a homogeneous charge distribution and breaks the time reversal symmetry. The PDW is by far only found experimentally in superconducting region^{63–65} and might arise theoretically from the interplay of magnetism and superconductivity⁶⁸,

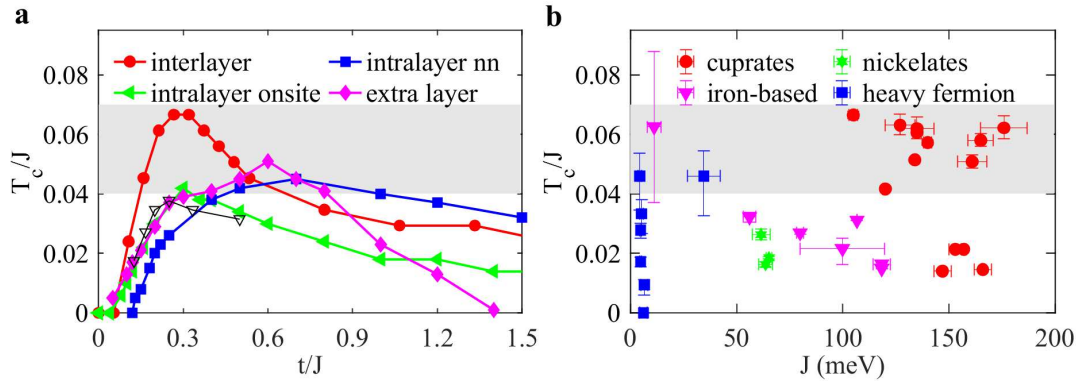


Fig. 5: T_c/J ratio and its comparison with experiments. **a** T_c/J as functions of t/J for several effective models with interlayer, intralayer onsite, or intralayer nn (nearest-neighbour) pairing interactions. For nearest-neighbour pairing in a one-layer model (away from the van Hove singularity), introducing an extra layer of conduction electrons with nearest-neighbour interlayer hopping ($t_p = 0.7t$) is found to enhance the maximum T_c/J . Also compared is a typical result of the attractive Hubbard model from previous quantum Monte Carlo simulations (open down-pointing triangles) away from the half-filling². **b** Collection of experimental T_c/J ratios for a number of cuprate, nickelate, iron-based, and heavy fermion superconductors, where J are estimated from their respective spin interactions. The shaded area marks the region $T_c/J \approx 0.04 - 0.07$. The large error bar exceeding this region comes from bulk FeSe as discussed in the main text. All error bars come from the experimental uncertainty of J as given by the original literatures listed in Table I.

while the plaquette state proposed here represents an intrinsic pairing instability at strong coupling and might be closely related to the 4×4 structure recently observed in underdoped cuprates^{69,70}.

Constraint on T_c/J

Another important observation of our calculations is that the superconductivity may intrinsically be suppressed for sufficiently strong pairing interaction even without considering competing orders from other channels. Thus, T_c is constrained from both sides of strong and weak pairing interactions. It is then sensible to study the ratio T_c/J to have a feeling about the maximum T_c allowed by the pairing interaction J ^{20,71,72}. For the one band square lattice model discussed so far, we find a maximum ratio $T_c/J \approx 0.04$. Tuning the next-nearest-neighbour hopping t' or the chemical potential μ can only slight improve this ratio. Specifically, at half-filling with $t' = 0$ and $\mu = 0$ near the van Hove singularity, the maximum T_c/J is enhanced to 0.045. Motivated by the possible importance of apex oxygen on T_c ⁷³, we have also studied a model with an extra conduction layer, and find the maximum T_c/J may be at most enhanced to about 0.06 for certain special (nearest-neighbour) interlayer hopping. On the other hand, local interlayer hopping is found to suppress this maximum ratio. Taking $t \approx 100 - 200$ meV from the angle-resolved photoemission spectroscopy (ARPES) and the specific heat analysis^{74,75} and $J \approx 100 - 190$ meV from the resonant inelastic X-ray scattering measurement (RIXS)^{20,76}, these ratios yield the highest T_c to be 100-130 K, consistent with the reported $T_c^{\max} = 97$ K for single-layer and 135 K for multi-layer cuprate superconductors under ambient pressure⁷³.

To further explore the above idea, we extend our cal-

culations to other variations of the minimum effective model, covering nearest-neighbour or onsite pairings, single or multi-layer structures, and intralayer or interlayer pairings (see Method). It is important to note that our models do not depend on fine details of the microscopic pairing mechanism, as long as the effective pairing interaction and the low-energy Hamiltonians remain the same. Figure 5(a) shows the variations of T_c/J versus t/J in these models, where only the nearest-neighbour hopping t is considered for simplicity. J is the local attractive Hubbard interaction for onsite pairing, and is the interlayer superexchange interaction for interlayer pairing as discussed previously for $\text{La}_3\text{Ni}_2\text{O}_7$ under high pressure^{34,77}. We see all curves behave nonmonotonically with the pairing interaction, although they may have different strong-coupling limit (e.g., BEC for onsite pairing and preformed local interlayer pairing for bilayer nickelates), with the maximum T_c/J lying within the interval from 0.04 to 0.07. Notably, for the attractive Hubbard model, our simulations yield consistent results compared with previous quantum Monte Carlo simulations (open down-pointing triangles)², which reinforces the reliability of our approach, and introducing an additional conduction layer gives the same maximum ratio^{78,79}. Note that we have ignored long distance pairing since it is typically weaker than onsite or nearest-neighbour ones for reaching the maximum T_c . We also only focus on quasi-two-dimensional models since three dimensionality usually suppresses T_c in experimental observations⁸. Our results are insensitive to the chemical potential or electron fillings in reasonable parameter ranges. This is because we have ignored all other instabilities to maximize the pairing instability, and the superconductivity occurs in a much lower energy scale compared to the Fermi energy.

TABLE I: Experimental data of the maximum T_c , the estimated pairing interaction J , and the corresponding ratio T_c/J in some of the cuprate, iron-based, nickelate, and heavy fermion superconductors. J is the superexchange interaction derived mainly from RIXS for cuprate and nickelate superconductors and INS for iron-based superconductors. Most measurements on the latter only reported the value of SJ . Following the literature^{80–82}, we have used the effective spin size $S = 1/2$ to derive their J except for $S = 0.69$ in SrFe_2As_2 . For bulk FeSe, the value of T_c/J can be directly estimated from the literature with a large error bar. Note that $\text{SmO}_{1-x}\text{F}_x\text{FeAs}$, $\text{LaO}_{1-x}\text{F}_x\text{FeAs}$, and $\text{La}_3\text{Ni}_2\text{O}_7$ are discussed in the main text but not included in the table due to the lack of unambiguous information on their J . For heavy fermion superconductors, J is estimated crudely from the average coherence temperature. For simplicity, we refer to the original literatures for the errors of all listed data.

	$\text{Nd}_{1-x}\text{Sr}_x\text{NiO}_2$	$\text{Pr}_{1-x}\text{Sr}_x\text{NiO}_2$	$\text{La}_{1-x}\text{Sr}_x\text{NiO}_2$	CaFe_2As_2	BaFe_2As_2	SrFe_2As_2
$T_c(\text{K})$	12 ⁸³	14 ⁸⁴	18.8 ⁸⁵	25 ⁸⁹	22.5 ⁹⁰	21 ⁹¹
$J(\text{meV})$	63.6 ⁸⁶	66.5, 64 ⁸⁷	61.6 ⁸⁸	99.8 ⁹⁶	118.4 ⁹⁶	56.1 ⁹⁶
T_c/J	0.016	0.019	0.026	0.022	0.016	0.032
	$\text{Ba}_{1-x}\text{K}_x\text{Fe}_2\text{As}_2$	$\text{BaFe}_{2-x}\text{Ni}_x\text{As}_2$	NaFeAs	bulk FeSe	CeCoIn_5	CeCu_2Si_2
$T_c(\text{K})$	38.5 ⁹²	20.5 ⁹³	25 ⁹⁴	8 ⁹⁵	2.3 ⁹⁹	0.7 ⁹⁹
$J(\text{meV})$	106.6 ⁹⁷	118.4 ⁹⁷	80 ⁹⁶	11.0 ⁹⁸	4.3 ¹⁰⁰	6.5 ¹⁰⁰
T_c/J	0.031	0.015	0.027	0.063	0.046	0.0093
	URu_2Si_2	UBe_{13}	UPd_2Al_3	PuCoGa_5	YbRh_2Si_2	$\text{YBa}_2\text{Cu}_4\text{O}_8$
$T_c(\text{K})$	1.5 ⁹⁹	0.95 ⁹⁹	2 ⁹⁹	18.4 ⁹⁹	0.002 ⁹⁹	81 ²⁰
$J(\text{meV})$	4.7 ¹⁰⁰	4.7 ¹⁰⁰	5.2 ¹⁰⁰	34.5 ¹⁰¹	6.0 ¹⁰⁰	105 ²⁰
T_c/J	0.028	0.017	0.033	0.046	0.000028	0.067
	$\text{NdBa}_2\text{Cu}_3\text{O}_{6+\delta}$	$\text{Tl}_2\text{Ba}_2\text{CuO}_{6+\delta}$	$\text{HgBaCuO}_{4+\delta}$	$\text{HgBa}_2\text{CaCu}_2\text{O}_{6+\delta}$	$\text{La}_{2-x}\text{Sr}_x\text{CuO}_4$	$\text{Nd}_{2-x}\text{Ce}_x\text{CuO}_4$
$T_c(\text{K})$	95 ²⁰	93 ²⁰	97 ²⁰	127 ²⁰	39 ²⁰	24 ²⁰
$J(\text{meV})$	135 ²⁰	127 ²⁰	135 ²⁰	176 ²⁰	157 ²⁰	147 ²⁰
T_c/J	0.061	0.063	0.062	0.062	0.021	0.014
	$\text{Ca}_{2-x}\text{Na}_x\text{CuO}_2\text{Cl}_2$	$\text{Bi}_2\text{Sr}_{2-x}\text{La}_x\text{CuO}_{6+\delta}$	$\text{Bi}_2\text{Sr}_{2-x}\text{La}_x\text{CuO}_{8+\delta}$	$\text{Bi}_{2+x}\text{Sr}_{2-x}\text{Ca}_2\text{Cu}_3\text{O}_{10+\delta}$		
$T_c(\text{K})$	28 ²⁰	38 ²⁰	95 ²⁰	111 ²⁰		
$J(\text{meV})$	166 ²⁰	153 ²⁰	161 ²⁰	165 ²⁰		
T_c/J	0.015	0.021	0.051	0.058		
	$(\text{Ca}_{0.1}\text{La}_{0.9})(\text{Ba}_{1.65}\text{La}_{0.35})\text{Cu}_3\text{O}_y$		$(\text{Ca}_{0.4}\text{La}_{0.6})(\text{Ba}_{1.35}\text{La}_{0.65})\text{Cu}_3\text{O}_y$			
$T_c(\text{K})$	58 ²³		80 ²³			
$J(\text{meV})$	120 ⁷⁶		134 ⁷⁶			
T_c/J	0.042		0.052			

Our phase diagram is therefore not the full phase diagram with all possible ground states of a physical model, but a phase diagram that intentionally exaggerates the superconductivity and other possible instabilities in the pairing channel, so that the derived T_c/J could be a better estimate of its potential upper limit.

To see if the above constraint may indeed apply in real materials, Fig. 5(b) and Table I collect the data for a number of well-known unconventional superconductors^{20,23,76,80–101}. The spin energy scale in cuprate, iron-based, and nickelate superconductors have been determined mainly by the spin wave fitting in inelastic neutron scattering (INS) or RIXS experiments^{23–25,97,102}, where J has been found to vary only slightly with doping, which differs from the renormalized one due to the feedback effect observed in low-energy measurements by INS¹⁰³ and two-magnon extraction in Raman spectra¹⁰⁴. In iron-based superconductors such as CaFe_2As_2 , SrFe_2As_2 , BaFe_2As_2 , and NaFeAs , the ratios T_c/J are less than 0.063^{89–98}, where the value of J is extracted from the reported SJ by taking the effective spin size $S = 0.69$ for SrFe_2As_2 and $S = 1/2$ for all others except for FeSe following the literatures^{80–82}. The large error bar exceeding the shaded area in Fig. 5(b) comes from the bulk FeSe ($T_c = 8$ K), for which neutron scatter-

ing measurements reported the ratio $T/J = 0.86 \pm 0.35$ at $T = 110$ K⁹⁸. Unfortunately, we do not find the data for FeSe films, whose high T_c might involve contributions from the interface. To the best of our knowledge, there is also no exact estimate of J for the 1111 systems. It has been reported that SmOFeAs adopts an intermediate spin dispersion between those of NaFeAs and BaFe_2As_2 ¹⁰⁵. Assuming that the spin interaction is not sensitive to the doping, as observed in $\text{BaFe}_{2-x}\text{Ni}_x\text{As}_2$ and $\text{NaFe}_{1-x}\text{Co}_x\text{As}$ ^{97,102}, we might roughly estimate $J \sim 80\text{--}118.4$ meV for $\text{SmO}_{1-x}\text{F}_x\text{FeAs}$ and thus obtain a maximum ratio $T_c/J \approx 0.040\text{--}0.059$ given its maximum $T_c = 55$ K¹⁰⁶. While for $\text{LaO}_{1-x}\text{F}_x\text{FeAs}$, experiments only indicate an overall magnitude of $SJ \sim 40$ meV along different directions¹⁰⁷, which yields $T_c/J \sim 0.046$ with its maximum $T_c = 43$ K using $S = 1/2$ ¹⁰⁸. Both fall within our proposed range.

The infinite-layer nickelate superconductors have a small maximum ratio of about 0.026, possibly due to disorder, which indicates the potential to reach a higher T_c ^{83–88}. RIXS measurements¹⁰⁹ on the high-pressure high-temperature bilayer nickelate superconductor $\text{La}_3\text{Ni}_2\text{O}_7$ reported an interlayer spin interaction strength (J) of about 140 meV assuming its spin size $S = 1/2$, which also seems to be confirmed by inelas-

tic neutron measurements¹¹⁰. Although these measurements were performed under ambient pressure, it gives a rough estimate of the magnitude of J . If we naively apply this value to the high pressure region where the superconductivity was reported with $T_c^{\text{max}} \approx 80$ K, we find $T_c^{\text{max}}/J \approx 0.05$ for the bilayer nickelate superconductors, which agrees well with our previous Monte Carlo simulations³⁴. Recently, superconductivity has been reported also in the trilayer nickelate superconductor $\text{La}_4\text{Ni}_3\text{O}_{10}$ under high pressure, albeit with a much smaller $T_c^{\text{max}} \approx 30$ K¹¹¹. It has been proposed theoretically that competition and frustration of interlayer pairing between the inner layer and two outer layers may lead to strong superconducting fluctuations and thus reduce the maximum ratio of T_c/J to $0.02 - 0.03$ ³⁵. This, together with layer imbalance and the possibly smaller interlayer J , may explain the much reduced T_c^{max} in the trilayer nickelate compared to those in the bilayer ones.

By contrast, the cuprate high-temperature superconductors have the highest T_c^{max} in the trilayer structure, and their overall T_c^{max}/J ratios can reach up to 0.067, as observed in $\text{HgBa}_2\text{CaCu}_2\text{O}_{6+\delta}$, $\text{YBa}_2\text{Cu}_4\text{O}_8$, $\text{YBa}_2\text{Cu}_3\text{O}_{6+\delta}$, $\text{NdBa}_2\text{Cu}_3\text{O}_{6+\delta}$, $\text{Tl}_2\text{Ba}_2\text{CuO}_{6+\delta}$, and $\text{Bi}_{2+x}\text{Sr}_{2-x}\text{Ca}_2\text{Cu}_3\text{O}_{10+\delta}$ ²⁰. This opposite tendency reflects an intrinsic distinction in the pairing mechanisms between multilayer nickelate and cuprate superconductors. In heavy-fermion superconductors such as CeCoIn_5 or PuCoGa_5 , systematic measurements of J are lacking. We therefore estimate the spin interaction energy from the coherence temperature scale, namely the Ruderman-Kittler-Kasuya-Yosida (RKKY) scale, and find the highest T_c/J to be about 0.046⁹⁹⁻¹⁰¹. To the best of our knowledge, a spin wave fitting has only been applied to CePd_2Si_2 and yields $J = 0.61$ meV under ambient pressure¹¹². Combining naively this value with its $T_c = 0.43$ K at 3 GPa gives the ratio $T_c/J \approx 0.061$, in good alignment with our suggested constraint.

Despite the vast complexities across all these different families of unconventional superconductors far beyond our simplified models, their maximum T_c/J values all fall within the same range of $0.04 - 0.07$ predicted above, suggesting that our calculations indeed capture some essence of the fundamental physics of unconventional superconductivity. Consequently, our derived maximum ratio $T_c/J \approx 0.04 - 0.07$ represents a practical constraint for some quite generic situations in real materials.

Last, we comment on the T_c/t ratio widely used in previous literatures. Unlike T_c/J , we find the maximum T_c/t depends more sensitively on models and may reach 0.29, 0.15, 0.105 upon tuning the hopping parameters or the chemical potential for interlayer, intralayer onsite, intralayer nearest-neighbour (nn) pairings, respectively. Its maximum typically occurs at different optimal t/J compared to that for the maximum T_c/J . For the attractive Hubbard model, our derived maximum $T_c/t \approx 0.15$ is close to the quantum Monte Carlo result 0.17, which confirms the validity of our estimate². While the maximum T_c/J ratios lie within

the proposed narrow range possibly due to their similar local or short-range pairing forms at strong coupling, we ascribe the large variation of the T_c/t ratio to the fact that the long-range phase coherence determining T_c may rely heavily on the cooperative hopping of paired electrons and hence differ greatly for different orbital degeneracies, pairing configurations, and lattice geometries beyond the simple hopping parameters. The quasiparticle hopping is also more strongly renormalized by correlation effects, which makes it difficult to measure in practice. It is for these reasons that we have chosen to treat t as a tuning parameter and focus on the T_c/J ratio that can be better compared with experiment.

Route to room temperature superconductivity?

It is important to emphasize again that the above agreement by no means implies that all these superconductors, including hole-doped cuprates, are fully described by the specified pairing mechanisms in our simplified models. There is also no rigorous theoretical proof for a maximum T_c in unconventional superconductors⁴. Nevertheless, if we take the above constraint seriously, achieving room temperature superconductivity seems unlikely under ambient pressure within the current theoretical framework. For T_c to reach 300 K, we need a pairing interaction of the order 400 – 700 meV, which is twice higher than the spin exchange interaction in cuprates and seems unrealistic in most correlated materials. Moreover, the maximum T_c/J is only realized at an optimal ratio of t/J , thus also requiring a larger quasiparticle hopping t , a situation that seems to only occur under pressure. Contrary to the weak-coupling BCS theory which predicts a higher T_c for a larger density of states (smaller t), the maximum T_c is constrained by the magnitude of t . Thus a high T_c is not favored in flat-band systems.

It is therefore imperative to explore alternative avenues to enhance the ratio under ambient pressure. It has been noticed that three-layer cuprate superconductors have the highest T_c . One may therefore speculate that multi-layer may promote T_c . Indeed, the maximum T_c increases from 97 K in the single-layer $\text{HgBa}_2\text{CuO}_{4+\delta}$ to 127 K in the two-layer $\text{HgBa}_2\text{CaCu}_2\text{O}_{6+\delta}$ and 135 K in the three-layer $\text{HgBa}_2\text{Ca}_2\text{Cu}_3\text{O}_{9+\delta}$ ⁷³. However, the ratio $T_c/J \approx 0.062$ seems to remain unchanged and the increase of T_c seems to come purely from the increase of J ²⁰. On the other hand, the maximum T_c/J does increase from 0.021 in the single-layer $\text{Bi}_2\text{Sr}_{2-x}\text{La}_x\text{CuO}_{6+\delta}$ to 0.058 in the three-layer $\text{Bi}_{2+x}\text{Sr}_{2-x}\text{Ca}_2\text{Cu}_3\text{O}_{10+\delta}$ in Bi-systems²⁰, but the latter still lies within our proposed range, implying that increasing the number of layers from Bi2201 to Bi2223 only helps to tune the optimal conditions for maximizing T_c/J , while the constraint itself is not touched. We have also examined the effect of additional local interlayer hopping and find that it actually reduces the maximum T_c/J . Additionally, one may follow the studies of FeSe films^{113,114} and consider to improve T_c by introducing phonons, but this seems empirically at most to provide an increase of around 40 K, given the

limited characteristic phonon frequencies under ambient pressure^{115,116}. A larger spin interaction occurs for the Hund's rule coupling inside an atom. However, it is not clear if intra-atomic inter-orbital pairing may support a high T_c due to their very different orbital characters of the paired electrons.

Putting together, the known unconventional superconductor families, possibly except the infinite-layer nikelates, seem to have almost exhausted their potentials in reaching the highest T_c allowed by their respective spin exchange interactions. As a result, room-temperature superconductivity at ambient pressure is unlikely to occur based on a single pairing mechanism within the current theoretical framework. This not only helps rule out some evidently wrong directions^{117,118}, but also points out the necessity of exploring alternative approaches to achieve room-temperature superconductors at ambient pressure^{1,77,79,101,119–126}. It encourages the possibility of incorporating different pairing mechanisms^{8,127–131}, including but not limited to magnetic, charge, orbital, or nematic fluctuations, excitons, bipolarons, etc, to improve the overall effective pairing interaction, for which FeSe films may be a good example^{132–134}. Our derived ratios provide a tentative guide in future material exploration of novel high-temperature superconductors. Theoretically, by utilizing J from newly developed methods¹³⁵ and effective hopping t from strongly correlated calculations¹³⁶, an approximate estimate of the upper limit of T_c may be predicted for the selection of promising candidates. Experimentally, estimating J from RIXS, INS, or other state-of-the-art techniques in newly discovered materials may also help identify their potential in reaching the desired T_c . Last but not least, understanding unconventional superconductivity from a real-space, strong-coupling perspective may already provide an operational and more practical avenue for material design compared to the momentum-space, weak-coupling approach.

Method

Models

We first consider a minimal effective model on the square lattice:

$$H = - \sum_{ij,\sigma} t_{ij} d_{i\sigma}^\dagger d_{j\sigma} - \mu \sum_{i\sigma} d_{i\sigma}^\dagger d_{i\sigma} - J \sum_{\langle ij \rangle} \psi_{ij}^\dagger \psi_{ij}, \quad (1)$$

where t_{ij} is the renormalized quasiparticle hopping parameters, μ is the chemical potential, and the pairing interaction is written in terms of the spin-singlet operator $\psi_{ij} = \frac{1}{\sqrt{2}}(d_{i\downarrow}d_{j\uparrow} - d_{i\uparrow}d_{j\downarrow})$ on nearest-neighbour bonds and $d_{i\sigma}(d_{i\sigma}^\dagger)$ is the annihilation (creation) operator of the quasiparticles to be paired. For the superexchange mechanism, J is given by the nearest-neighbour antiferromagnetic interaction as well as the attractive charge density interaction. A complex auxiliary field Δ_{ij} is introduced

to decouple the pairing interaction and solve the model⁵³:

$$-\psi_{ij}^\dagger \psi_{ij} \rightarrow \frac{\sqrt{2}}{J} \left(\bar{\Delta}_{ij} \psi_{ij} + \psi_{ij}^\dagger \Delta_{ij} \right) + \frac{2|\Delta_{ij}|^2}{J^2}. \quad (2)$$

To avoid the negative sign problem, we assume a static approximation, $\Delta_{ij}(\tau) \rightarrow \Delta_{ij} = |\Delta_{ij}|e^{i\theta_{ij}}$, and employ the auxiliary field Monte Carlo approach^{26–33}. We follow the standard procedure by integrating out the fermionic degrees of freedom and simulate the final effective action only of the pairing fields by the Metropolis algorithm³³. This method ignores the dynamic fluctuations of the pairing fields but takes full consideration of their spatial and thermal fluctuations, and is therefore particularly suitable for studying the phase transition at finite temperature¹³⁷. For numerical calculations, we consider a 10×10 square lattice with periodic boundary conditions and include only the nearest-neighbour hopping t and the next-nearest-neighbour hopping $t' = -0.45t$ as in the cuprate high-temperature superconductors^{138,139}. The chemical potential is fixed to $\mu = -1.4t$. The presented results have been examined and found qualitatively unchanged for other values of the parameters or on a larger lattice. A twisted boundary condition is used for spectral calculations¹⁴⁰.

To derive the T_c/J constraint, we extend the above model to the following variations:

(1) A two-layer model with intralayer nearest-neighbour pairing and interlayer hopping:

$$H = - \sum_{aij,\sigma} t_{ij} d_{ai\sigma}^\dagger d_{aj\sigma} - \mu \sum_{ai\sigma} d_{ai\sigma}^\dagger d_{ai\sigma} - J \sum_{a\langle ij \rangle} \psi_{aij}^\dagger \psi_{aij} - \sum_{i\sigma} t_p (d_{1i\sigma}^\dagger d_{2i\sigma} + h.c.), \quad (3)$$

where the subscript $a = 1, 2$ represents the layer index, $\psi_{aij} = \frac{1}{\sqrt{2}}(d_{ai\downarrow}d_{aj\uparrow} - d_{ai\uparrow}d_{aj\downarrow})$, and t_p denotes the local interlayer hopping.

(2) A two-layer model with an extra conduction layer motivated by the possible importance of apex oxygens in cuprates:

$$H = - \sum_{ij,\sigma} t_{ij} d_{i\sigma}^\dagger d_{j\sigma} - \mu \sum_{i\sigma} d_{i\sigma}^\dagger d_{i\sigma} - J \sum_{\langle ij \rangle} \psi_{ij}^\dagger \psi_{ij} - \sum_{ij,\sigma} t_{ij}^c c_{i\sigma}^\dagger c_{j\sigma} - \mu^c \sum_{i\sigma} c_{i\sigma}^\dagger c_{i\sigma} - \sum_{ij,\sigma} t_p (c_{i\sigma}^\dagger d_{j\sigma} + h.c.), \quad (4)$$

where t_p denotes local ($i = j$) or nearest-neighbour ($j = i \pm \hat{x}$ or $i \pm \hat{y}$) interlayer hopping.

(3) A single-layer model with onsite pairing interaction as in the attractive Hubbard model:

$$H = - \sum_{ij,\sigma} t_{ij} d_{i\sigma}^\dagger d_{j\sigma} - J \sum_i \psi_i^\dagger \psi_i, \quad (5)$$

where $\psi_i = d_{i\downarrow}d_{i\uparrow}$ and J is given by the local attractive Hubbard interaction.

(4) A two-layer model with onsite pairing in one layer and an extra conduction layer:

$$H = -J \sum_i \psi_i^\dagger \psi_i - \sum_{ij,\sigma} t_p (c_{i\sigma}^\dagger d_{j\sigma} + h.c.) - \sum_{ij,\sigma} t_{ij}^c c_{i\sigma}^\dagger c_{j\sigma} - \mu^c \sum_{i\sigma} c_{i\sigma}^\dagger c_{i\sigma}, \quad (6)$$

where $\psi_i = d_{i\downarrow} d_{i\uparrow}$ and t_p denotes local ($i = j$) or nearest-neighbour ($j = i \pm \hat{x}$ or $i \pm \hat{y}$) interlayer hopping.

(5) A two-layer model with interlayer pairing:

$$H = - \sum_{aj,\sigma} t_{ij} d_{ai\sigma}^\dagger d_{aj\sigma} - J \sum_i \psi_{12i}^\dagger \psi_{12i}, \quad (7)$$

where $\psi_{12i} = \frac{1}{\sqrt{2}}(d_{1i\downarrow} d_{2i\uparrow} - d_{1i\uparrow} d_{2i\downarrow})$.

Models (1) and (2) are constructed to reflect the effects of interlayer hopping and apex oxygen in cuprate superconductors, models (3) and (4) apply for onsite pairing with local attractive interaction, and model (5) is motivated by the bilayer nickelate superconductor.

Mutual information and vortex number

The phase mutual information of the pairing fields is defined as^{33,34}:

$$I_{\mathbf{R}}^{x/y} = \int d\theta_{\mathbf{0}}^{x/y} d\theta_{\mathbf{R}}^{x/y} p(\theta_{\mathbf{0}}^{x/y}, \theta_{\mathbf{R}}^{x/y}) \ln \frac{p(\theta_{\mathbf{0}}^{x/y}, \theta_{\mathbf{R}}^{x/y})}{p(\theta_{\mathbf{0}}^{x/y})p(\theta_{\mathbf{R}}^{x/y})} \quad (8)$$

where $p(\theta_{\mathbf{0}}^{x/y})$, $p(\theta_{\mathbf{R}}^{x/y})$ is the marginal distribution of the pairing field phase on two bonds with a distance \mathbf{R} , and $p(\theta_{\mathbf{0}}, \theta_{\mathbf{R}})$ is their joint probabilistic distribution. For onsite or interlayer pairing, $\theta_{\mathbf{R}}^{x/y}$ simplifies to $\theta_{\mathbf{R}}$. The vortex number is calculated using

$$n_v = \sum_i \langle \delta_{w_i, 1} \rangle, \quad (9)$$

where w_i is the winding number for $\theta_i \rightarrow \theta_{i+\hat{x}} \rightarrow \theta_{i+\hat{x}+\hat{y}} \rightarrow \theta_{i+\hat{y}} \rightarrow \theta_i$ with the phase θ_i of $\Delta_i = (\Delta_{i,i+\hat{x}} + \Delta_{i,i-\hat{x}} - \Delta_{i,i+\hat{y}} - \Delta_{i,i-\hat{y}})/4$ for nearest-neighbour pairing and $\langle \rangle$ denotes the statistic average over all pairing configurations. For onsite or interlayer pairing, θ_i is the phase of the pairing field at site i .

Acknowledgements

This work was supported by the Strategic Priority Research Program of the Chinese Academy of Sciences (Grant No. XDB33010100), the National Natural Science Foundation of China (Grants No. 12474136 and No. 12174429), and the National Key Research and Development Program of China (Grant No. 2022YFA1402203).

References

1. Zhang, C. et al. Bipolaronic high-temperature superconductivity. *Phys. Rev. X* **13**, 011010 (2023).

2. Paiva, T., Scalettar, R., Randeria, M. & Trivedi, N. Fermions in 2D optical lattices: temperature and entropy scales for observing antiferromagnetism and superfluidity. *Phys. Rev. Lett.* **104**, 066406 (2010).
3. Hazra, T., Verma, N. & Randeria, M. Bounds on the superconducting transition temperature: applications to twisted bilayer graphene and cold atoms. *Phys. Rev. X* **9**, 031049 (2019).
4. Hofmann, J. S., Chowdhury, D., Kivelson, S. A. & Berg, E. Heuristic bounds on superconductivity and how to exceed them. *npj Quantum Mater.* **7**, 83 (2022).
5. Esterlis, I., Kivelson, S. A. & Scalapino, D. J. A bound on the superconducting transition temperature. *npj Quant. Mater.* **3**, 59 (2018).
6. Monthoux, P., Balatsky, A. V. & Pines, D. Weak-coupling theory of high-temperature superconductivity in the antiferromagnetically correlated copper oxides. *Phys. Rev. B* **46**, 14803–14817 (1992).
7. Mathur, N. D. et al. Magnetically mediated superconductivity in heavy fermion compounds. *Nature* **394**, 39–43 (1998).
8. Monthoux, P., Pines, D. & Lonzarich, G. G. Superconductivity without phonons. *Nature* **450**, 1177–1183 (2007).
9. Norman, M. R. The challenge of unconventional superconductivity, *Science* **332**, 196–200 (2011).
10. Kivelson, S. A. Superconducting materials: Superconductivity on the verge of catastrophe. *Nat. Mater.* **5**, 343–344 (2006).
11. Ganin, A. Y. et al. Bulk superconductivity at 38 K in a molecular system. *Nat. Mater.* **7**, 367–371 (2008).
12. Wu, W. et al. Superconductivity in the vicinity of antiferromagnetic order in CrAs. *Nat. Commun.* **5**, 5508 (2014).
13. Seo, S. et al. Controlling superconductivity by tunable quantum critical points. *Nat. Commun.* **6**, 6433 (2015).
14. Chen, K. Y. et al. Double superconducting dome and triple enhancement of T_c in the Kagome superconductor CsV₃Sb₅ under high Pressure. *Phys. Rev. Lett.* **126**, 247001 (2021).
15. Gruner, T. et al. Charge density wave quantum critical point with strong enhancement of superconductivity. *Nat. Phys.* **13**, 967–972 (2017).
16. Yu, F. H. et al. Unusual competition of superconductivity and charge-density-wave state in a compressed topological kagome metal. *Nat. Commun.* **12**, 3645 (2021).
17. Sobirey, L. et al. Observing the influence of reduced dimensionality on fermionic superfluids. *Phys. Rev. Lett.* **129**, 83601 (2022).
18. Keimer, B., Kivelson, S. A., Norman, M. R., Uchida, S. & Zaanen, J. From quantum matter to high-temperature superconductivity in copper oxides. *Nature* **518**, 179–186 (2015).
19. Emery, V. J. & Kivelson, S. A. Importance of phase fluctuations in superconductors with small superfluid density. *Nature* **374**, 434–437 (1995).
20. Wang, L. et al. Paramagnons and high-temperature superconductivity in a model family of cuprates. *Nat. Commun.* **13**, 3163 (2022).
21. Chen, Z. et al. Anomalously strong near-neighbor attraction in doped 1D cuprate chains. *Science* **373**, 1235–1239 (2021).
22. O'Mahony, S. M. et al. On the electron pairing mechanism of copper-oxide high temperature superconductivity.

- ity. *Proc. Natl. Acad. Sci. USA* **119**, e2207449119 (2022).
23. Ofer, R. et al. Magnetic analog of the isotope effect in cuprates. *Phys. Rev. B* **74**, 220508(R) (2006).
 24. Tacon, M. Le et al. Intense paramagnon excitations in a large family of high-temperature superconductors. *Nat. Phys.* **7**, 725–730 (2011).
 25. Dean, M. P. M. et al. Persistence of magnetic excitations in $\text{La}_{2-x}\text{Sr}_x\text{CuO}_4$ from the undoped insulator to the heavily overdoped non-superconducting metal. *Nat. Mater.* **12**, 1019–1023 (2013).
 26. Mayr, M., Alvarez, G., Şen, C. & Dagotto, E. Phase fluctuations in strongly coupled d -wave superconductors. *Phys. Rev. Lett.* **94**, 217001 (2005).
 27. Dubi, Y., Meir, Y. & Avishai, Y. Nature of the superconductor-insulator transition in disordered superconductors. *Nature* **449**, 876–880 (2007).
 28. Pasrija, K., Chakraborty, P. B. & Kumar, S. Effective Hamiltonian based Monte Carlo for the BCS to BEC crossover in the attractive Hubbard model. *Phys. Rev. B* **94**, 165150 (2016).
 29. Dong, J. J., Huang, D. & Yang, Y.-F. Mutual information, quantum phase transition and phase coherence in Kondo systems. *Phys. Rev. B* **104**, L081115 (2021).
 30. Mukherjee, A. et al. Testing the Monte Carlo-mean field approximation in the one-band Hubbard model. *Phys. Rev. B* **90**, 205113 (2014).
 31. Atkinson, W. A., Bazak, J. D. & Andersen, B. M. Robust nodal d -wave spectrum in simulations of a strongly fluctuating competing order in underdoped cuprate superconductors. *Phys. Rev. Lett.* **109**, 267004 (2012).
 32. Zhong, Y. W., Li, T. & Han, Q. Monte Carlo study of thermal fluctuations and Fermi-arc formation in d -wave superconductors. *Phys. Rev. B* **84**, 024522 (2011).
 33. Qin, Q., Dong, J.-J., Sheng, Y., Huang, D. & Yang, Y.-F. Superconducting fluctuations and charge- $4e$ plaquette state at strong coupling. *Phys. Rev. B* **108**, 054506 (2023).
 34. Qin, Q. & Yang, Y.-F. High- T_c superconductivity by mobilizing local spin singlets and possible route to higher T_c in pressurized $\text{La}_3\text{Ni}_2\text{O}_7$. *Phys. Rev. B* **108**, L140504 (2023).
 35. Qin, Q., Wang, J. & Yang, Y. Frustrated superconductivity in the trilayer nickelate $\text{La}_4\text{Ni}_3\text{O}_{10}$. Preprint at <https://arxiv.org/abs/2405.04340> (2024).
 36. Armitage, N. P., Fournier, P. & Greene, R. L. Progress and perspectives on electron-doped cuprates. *Rev. Mod. Phys.* **82**, 2421–2487 (2010).
 37. Jang, H. et al. Hybridization-controlled pseudogap state in the quantum critical superconductor CeCoIn_5 . *Phys. Rev. Lett.* **130**, 076301 (2023).
 38. Agterberg, D. F. & Tsunetsugu, H. Dislocations and vortices in pair-density-wave superconductors. *Nat. Phys.* **4**, 639–642 (2008).
 39. Lee, P. A. Amperean pairing and the pseudogap phase of cuprate superconductors. *Phys. Rev. X* **4**, 031017 (2014).
 40. He, R. H. et al. From a single-band metal to a high-temperature superconductor via two thermal phase transitions. *Science* **331**, 1579–1583 (2011).
 41. Zhou, Y. et al. Quantum phase transition from superconducting to insulating-like state in a pressurized cuprate superconductor. *Nat. Phys.* **18**, 406–410 (2022).
 42. Grinenko, V. et al. State with spontaneously broken time-reversal symmetry above the superconducting phase transition. *Nat. Phys.* **17**, 1254–1259 (2021).
 43. Shipulin, I. et al. Calorimetric evidence for two phase transitions in $\text{Ba}_{1-x}\text{K}_x\text{Fe}_2\text{As}_2$ with fermion pairing and quadrupling states. *Nat. Commun.* **14**, 6734 (2023).
 44. Can, O. et al. High-temperature topological superconductivity in twisted double-layer copper oxides. *Nat. Phys.* **17**, 519–524 (2021).
 45. Ji, H. et al. Rotational symmetry breaking in superconducting nickelate $\text{Nd}_{0.8}\text{Sr}_{0.2}\text{NiO}_2$ films. *Nat. Commun.* **14**, 7155 (2023).
 46. Wang, Z., Zhang, G. M., Yang, Y. F. & Zhang, F. C. Distinct pairing symmetries of superconductivity in infinite-layer nickelates. *Phys. Rev. B* **102**, 220501(R) (2020).
 47. Zhang, G. M., Yang, Y. F. & Zhang, F. C. Self-doped Mott insulator for parent compounds of nickelate superconductors. *Phys. Rev. B* **101**, 020501(R) (2020).
 48. Tešanović, Z. D -wave duality and its reflections in high-temperature superconductors. *Nat. Phys.* **4**, 408–414 (2008).
 49. Vishik, I. M. et al., Phase competition in trisected superconducting dome. *Proc. Natl. Acad. Sci. USA* **109**, 18332–18337 (2012).
 50. Berezinskii, V. L. Destruction of long-range order in one-dimensional and two-dimensional systems possessing a continuous symmetry group. II. Quantum systems. *Zh. Eksp. Teor. Fiz.* **61**, 1144 (1971) [*Sov. Phys. JETP* **34**, 610–616 (1972)].
 51. Kosterlitz, J. M. & Thouless, D. J. Ordering, metastability and phase transitions in two-dimensional systems. *J. Phys. C* **6**, 1181 (1973).
 52. Kosterlitz, J. M. The critical properties of the two-dimensional XY Model. *J. Phys. C* **7**, 1046–1060 (1974).
 53. P. Coleman, *Introduction to Many-body Physics*, (Cambridge University Press, Cambridge, England, 2015).
 54. Choubey, P. et al. Atomic-scale electronic structure of the cuprate pair density wave state coexisting with superconductivity. *Proc. Natl. Acad. Sci. USA* **117**, 14805–14811 (2020).
 55. Kinjo, K. et al. Superconducting spin smecticity evidencing the Fulde-Ferrell-Larkin-Ovchinnikov state in Sr_2RuO_4 . *Science* **376**, 397–400 (2022).
 56. Stock, C., Broholm, C., Hudis, J., Kang, H. J. & Petrovic, C. Spin resonance in the d -wave superconductor CeCoIn_5 . *Phys. Rev. Lett.* **100**, 087001 (2008).
 57. Saccani, S., Moroni, S. & Boninsegni, M. Excitation spectrum of a supersolid. *Phys. Rev. Lett.* **108**, 175301 (2012).
 58. Natale, G. et al. Excitation spectrum of a trapped dipolar supersolid and its experimental evidence. *Phys. Rev. Lett.* **123**, 050402 (2019).
 59. Guo, M. et al. The low-energy goldstone mode in a trapped dipolar supersolid. *Nature* **574**, 386–389 (2019).
 60. Ilzhöfer, P. et al. Phase coherence in out-of-equilibrium supersolid states of ultracold dipolar atoms. *Nat. Phys.* **17**, 356–361 (2021).
 61. Tanzi, L. et al. Supersolid symmetry breaking from compressional oscillations in a dipolar quantum gas. *Nature* **574**, 382–385 (2019).
 62. Chen, Q., Wang, Z., Boyack, R., Yang, S. & Levin, K. When superconductivity crosses over: from BCS to BEC. Preprint at <https://arxiv.org/abs/2208.01774> (2022).
 63. Zhao, H. et al. Smectic pair-density-wave order in $\text{EuRbFe}_4\text{As}_4$. *Nature* **618**, 940–945 (2023).

64. Chen, H. et al. Roton pair density wave in a strong-coupling Kagome superconductor. *Nature* **599**, 222–228 (2021).
65. Du, Z. et al. Imaging the energy gap modulations of the cuprate pair-density-wave state. *Nature* **580**, 65–70 (2020).
66. Agterberg, D. F. et al. The Physics of pair-density waves: cuprate superconductors and beyond. *Annu. Rev. Condens. Matter Phys.* **11**, 231–270 (2020).
67. Berg, E., Fradkin, E. & Kivelson, S. A. Charge-4e superconductivity from pair-density-wave order in certain high-temperature superconductors. *Nat. Phys.* **5**, 830–833 (2009).
68. Chen, J., Wang, J. & Yang, Y.-F. Pair density wave, unconventional superconductivity, and non-Fermi liquid quantum critical phase in frustrated Kondo lattice. *Phys. Rev. B* **109**, 014103 (2024).
69. Ye, S. et al. The emergence of global phase coherence from local pairing in underdoped cuprates. *Nat. Phys.* **19**, 1301–1307 (2023).
70. Li, H. et al. Low-energy gap emerging from confined nematic states in extremely underdoped cuprate superconductors. *npj Quantum Mater.* **8**, 18 (2023).
71. Ruan, W. et al. Relationship between the parent charge transfer gap and maximum transition temperature in cuprates. *Sci. Bull.* **61**, 1826–1832 (2016).
72. Wang, Z. et al. Correlating the charge-transfer gap to the maximum transition temperature in $\text{Bi}_2\text{Sr}_2\text{Ca}_{n-1}\text{Cu}_n\text{O}_{2n+4+\delta}$. *Science* **381**, 227–231 (2023).
73. Scalapino, D. J. A common thread: The pairing interaction for unconventional superconductors. *Rev. Mod. Phys.* **84**, 1383–1417 (2012).
74. Chen, S. Di et al. Unconventional spectral signature of T_c in a pure d -wave superconductor. *Nature* **601**, 562–567 (2022).
75. Harrison, N. & Chan, M. K. Thermodynamic evidence for electron correlation-driven flattening of the quasiparticle bands in the high- T_c cuprates. Preprint at <https://arxiv.org/abs/2303.12956> (2023).
76. Ellis, D. S. et al. Correlation of the superconducting critical temperature with spin and orbital excitations in $(\text{Ca}_x\text{La}_{1-x})(\text{Ba}_{1.75-x}\text{La}_{0.25+x})\text{Cu}_3\text{O}_y$ as measured by resonant inelastic X-ray scattering. *Phys. Rev. B* **92**, 104507 (2015).
77. Yang, Y.-F., Zhang, G.-M. & Zhang, F.-C. Interlayer valence bonds and two-component theory for high- T_c superconductivity of $\text{La}_3\text{Ni}_2\text{O}_7$ under pressure. *Phys. Rev. B* **108**, L201108 (2023).
78. Wachtel, G., Bar-Yaacov, A. & Orgad, D. Superfluid stiffness renormalization and critical temperature enhancement in a composite superconductor. *Phys. Rev. B* **86**, 134531 (2012).
79. Berg, E., Orgad, D., & Kivelson, S. A. Route to high-temperature superconductivity in composite systems. *Phys. Rev. B* **78**, 094509 (2008).
80. Zhang, C. et al. Effect of pnictogen height on spin waves in iron pnictides. *Phys. Rev. Lett.* **112**, 217202 (2014).
81. Zhao, J. et al. Spin waves and magnetic exchange interactions in CaFe_2As_2 . *Nat. Phys.* **5**, 555–560 (2009).
82. Ewings, R. A. et al. Itinerant spin excitations in SrFe_2As_2 measured by inelastic neutron scattering. *Phys. Rev. B* **83**, 214519 (2011).
83. Zeng, S. et al. Phase diagram and superconducting dome of infinite-layer $\text{Nd}_{1-x}\text{Sr}_x\text{NiO}_2$ thin films. *Phys. Rev. Lett.* **125**, 147003 (2020).
84. Osada, M., Wang, B. Y., Lee, K., Li, D. & Hwang, H. Y. Phase diagram of infinite layer praseodymium nickelate $\text{Pr}_{1-x}\text{Sr}_x\text{NiO}_2$ thin films. *Phys. Rev. Mater.* **4**, 121801 (2020).
85. Sun, W. et al. Evidence for anisotropic superconductivity beyond Pauli limit in infinite-layer lanthanum nickelates. *Adv. Mater.* **35**, 2303400 (2023).
86. Lu, H. et al. Magnetic excitations in infinite-layer nickelates. *Science* **373**, 213–216 (2021).
87. Gao, Q. et al. Magnetic excitations in strained infinite-layer nickelate PrNiO_2 . Preprint at <https://arxiv.org/abs/2208.05614> (2022).
88. Rossi, M. et al. Universal orbital and magnetic structures in infinite-layer nickelates. Preprint at <https://arxiv.org/abs/2312.16444> (2023).
89. Chen, D. Y. et al. Superconductivity in undoped CaFe_2As_2 single crystals. *Chin. Phys. Lett.* **33**, 067402 (2016).
90. Kim, J. S., Blasius, T. D., Kim, E. G. & Stewart, G. R. Superconductivity in undoped single crystals of BaFe_2As_2 : field and current dependence. *J. Phys. Condens. Matter* **21**, 342201 (2009).
91. Saha, S. R., Butch, N. P., Kirshenbaum, K., Paglione, J. & Zavalij, P. Y. Superconducting and ferromagnetic phases induced by lattice distortions in stoichiometric SrFe_2As_2 single crystals. *Phys. Rev. Lett.* **103**, 37005 (2009).
92. Rotter, M., Tegel, M. & Johrendt, D. Superconductivity at 38 K in the Iron Arsenide $(\text{Ba}_{1-x}\text{K}_x)\text{Fe}_2\text{As}_2$. *Phys. Rev. Lett.* **101**, 107006 (2008).
93. Li, L. J. et al. Superconductivity induced by Ni doping in BaFe_2As_2 single crystals. *New J. Phys.* **11**, 25008 (2009).
94. Chu, C. W. et al. The synthesis and characterization of LiFeAs and NaFeAs . *Phys. C: Supercond. its Appl.* **469**, 326–331 (2009).
95. Hsu, F.-C. et al. Superconductivity in the PbO-type structure α - FeSe . *Proc. Natl. Acad. Sci.* **105**, 14262–14264 (2008).
96. Dai, P. Antiferromagnetic order and spin dynamics in iron-based superconductors. *Rev. Mod. Phys.* **87**, 855–896 (2015).
97. Wang, M. et al. Doping dependence of spin excitations and its correlations with high-temperature superconductivity in iron pnictides. *Nat. Commun.* **4**, 2874 (2013).
98. Gu, Y. et al. Frustrated magnetic interactions in FeSe . *Phys. Rev. B* **106**, L060504 (2022).
99. Li, Y., Sheng, Y. T. & Yang, Y.-F. Theoretical progress and material studies of heavy fermion superconductors. *Acta Phys. Sin.* **70**, 017402 (2021).
100. Yang, Y.-F., Fisk, Z., Lee, H. O., Thompson, J. D. & Pines, D. Scaling the Kondo lattice. *Nature* **454**, 611–613 (2008).
101. Pines, D. Finding new superconductors: The spin-fluctuation gateway to high T_c and possible room temperature superconductivity. *J. Phys. Chem. B* **117**, 13145–13153 (2013).
102. Pellicciari, J. et al. Intralayer doping effects on the high-energy magnetic correlations in NaFeAs . *Phys. Rev. B* **93**, 134515 (2016).
103. Wakimoto, S. et al. Direct relation between the low-energy spin excitations and superconductivity of overdoped high- T_c superconductors. *Phys. Rev. Lett.* **92**, 217004 (2004).

104. Li, Y. et al. Feedback effect on high-energy magnetic fluctuations in the model high-temperature superconductor $\text{HgBa}_2\text{CuO}_{4+\delta}$ observed by electronic Raman scattering. *Phys. Rev. Lett.* **108**, 227003 (2012).
105. Pelliciani, J. et al. Presence of magnetic excitations in SmFeAsO . *Appl. Phys. Lett.* **109**, 122601 (2016).
106. Ren, Z. et al. Superconductivity at 55 K in iron-based F-doped layered quaternary compound $\text{Sm}[\text{O}_{1-x}\text{F}_x]\text{FeAs}$. *Chin. Phys. Lett.* **25**, 2215 (2008).
107. Ramazanoglu, M. et al. Two-dimensional magnetic interactions in LaFeAsO . *Phys. Rev. B* **87**, 140509 (2013).
108. de la Cruz, C. et al. Magnetic order close to superconductivity in the iron-based layered $\text{LaO}_{1-x}\text{F}_x\text{FeAs}$ systems. *Nature* **453**, 899–902 (2008).
109. Chen, X. et al. Electronic and magnetic excitations in $\text{La}_3\text{Ni}_2\text{O}_7$. Preprint at <https://arxiv.org/abs/2401.12657> (2024).
110. Xie, T., et al. Neutron scattering studies on the high- T_c superconductor $\text{La}_3\text{Ni}_2\text{O}_{7-\delta}$ at ambient pressure. Preprint at <https://doi.org/10.48550/arXiv.2401.12635> (2024).
111. Zhu, Y. et al. Superconductivity in pressurized trilayer $\text{La}_4\text{Ni}_3\text{O}_{10-\delta}$ single crystals. *Nature* **631**, 531–536 (2024).
112. Dijk, N. H. Van. et al. Magnetic excitations in heavy-fermion CePd_2Si_2 . *Phys. Rev. B* **61**, 8922–8931 (2000).
113. Song, Q. et al. Evidence of cooperative effect on the enhanced superconducting transition temperature at the $\text{FeSe}/\text{SrTiO}_3$ interface. *Nat. Commun.* **10**, 758 (2019).
114. Lee, J. J. et al. Interfacial mode coupling as the origin of the enhancement of T_c in FeSe films on SrTiO_3 . *Nature* **515**, 245–248 (2014).
115. Cai, X., Li, Z.-X. & Yao, H. High-temperature superconductivity induced by the Su-Schrieffer-Heeger electron-phonon coupling. Preprint at <https://arxiv.org/abs/2308.06222> (2023).
116. McMillan, W. L. Transition temperature of strongly-coupled superconductors. *Phys. Rev.* **167**, 331–344 (1968).
117. Lee, S., Kim, J. H. & Kwon, Y. W. The first room-temperature ambient-pressure superconductor. Preprint at <https://arxiv.org/abs/2307.12008>.
118. Lee, S. et al. Superconductor $\text{Pb}_{10-x}\text{Cu}_x(\text{PO}_4)_6\text{O}$ showing levitation at room temperature and atmospheric pressure and mechanism. Preprint at <https://arxiv.org/abs/2307.12037> (2023).
119. Towards a complete theory of high T_c . *Nat. Phys.* **2**, 138 (2006).
120. Dahm, T. et al. Strength of the spin-fluctuation-mediated pairing interaction in a high-temperature superconductor. *Nat. Phys.* **5**, 217–221 (2009).
121. Gao, M., Lu, Z.-Y., & Xiang, T. Finding high-temperature superconductors by metallizing the σ -bonding electrons. *Physics* **44**, 421 (2015), <https://wuli.iphy.ac.cn/article/doi/10.7693/wl20150701>
122. Hu, J. P. Identifying the genes of unconventional high temperature superconductors. *Sci. Bull.* **61**, 561 (2016).
123. Pines, D. Emergent behavior in strongly correlated electron systems. *Rep. Prog. Phys.* **79**, 092501 (2016).
124. Lee, D. & Carlo, M. Routes to high-temperature superconductivity : A lesson from $\text{FeSe}/\text{SrTiO}_3$. *Annu. Rev. Condens. Matter Phys.* **9**, 261–282 (2018).
125. Kivelson, S. A. Physics of superconducting transition temperatures. *J. Supercond. Nov. Magn.* **33**, 5–10 (2020).
126. Basov, D. N. & Chubukov, A. V. Manifesto for a higher T_c . *Nat. Phys.* **7**, 272–276 (2011).
127. Barantani, F. et al. Resonant inelastic X-ray scattering study of electron-exciton coupling in high- T_c cuprates. *Phys. Rev. X* **12**, 21068 (2022).
128. Dzhumanov, S., Baratov, A. A. & Abboudy, S. Pairing theory of polarons in real and momentum space. *Phys. Rev. B* **54**, 13121–13128 (1996).
129. Sous, J., Chakraborty, M., Krems, R. V & Berciu, M. Light bipolarons stabilized by Peierls electron-phonon coupling. *Phys. Rev. Lett.* **121**, 247001 (2018).
130. Lederer, S., Schattner, Y., Berg, E. & Kivelson, S. A. Enhancement of superconductivity near a nematic quantum critical point. *Phys. Rev. Lett.* **114**, 097001 (2015).
131. Aji, V., Shekhter, A. & Varma, C. M. Theory of the coupling of quantum-critical fluctuations to fermions and d -Wave superconductivity in cuprates. *Phys. Rev. B* **81**, 64515 (2010).
132. Wang, Q.-Y. et al. Interface-Induced high-temperature superconductivity in single unit-cell FeSe films on SrTiO_3 . *Chin. Phys. Lett.* **29**, 37402 (2012).
133. Liu, D. et al. Electronic origin of high-temperature superconductivity in single-layer FeSe superconductor. *Nat. Commun.* **3**, 931 (2012).
134. Tan, S. et al. Interface-induced superconductivity and strain-dependent spin density waves in $\text{FeSe}/\text{SrTiO}_3$ thin films. *Nat. Mater.* **12**, 634–640 (2013).
135. Cui, Z.-H., Zhai, H., Zhang X., & Chan, G. K.-L. Systematic electronic structure in the cuprate parent state from quantum many-body simulations. *Science* **377**, 1192 (2022).
136. Cataldo, S. Di, Worm, P., Tomczak, J. M., Si, L. & Held, K. Unconventional superconductivity without doping in infinite-layer nickelates under pressure. *Nat. Commun.* **15**, 3952 (2024).
137. Dong, J. J. & Yang, Y.-F. Development of long-range phase coherence on the Kondo lattice. *Phys. Rev. B* **106**, L161114 (2022).
138. Carbotte, J. P. Properties of a two-dimensional D -wave superconductor from phenomenological susceptibility. *Phys. Rev. B* **49**, 4176 (1994).
139. Monthoux, P. & Lonzarich, G. G. Magnetically mediated superconductivity in quasi-two and three Dimensions. *Phys. Rev. B* **63**, 054529 (2001).
140. Li, J., Cheng, C., Paiva, T., Lin, H. Q. & Mondaini, R. Giant magnetoresistance in Hubbard chains. *Phys. Rev. Lett.* **121**, 020403 (2018).