

# Cascade enhancement and efficient collection of single photon emission under topological protection

Yali Jia <sup>1</sup>, Zhaohua Tian<sup>1</sup>, Qi Liu<sup>1,2</sup>, Zhengyang Mou<sup>1</sup>, Zihan Mo<sup>1</sup>, Yu Tian<sup>1,2</sup>,  
Qihuang Gong<sup>1,2,3,4,5</sup>, and Ying Gu<sup>1,2,3,4,5\*</sup>

<sup>1</sup>*State Key Laboratory for Mesoscopic Physics, Department of Physics, Peking University,  
Beijing 100871, China*

<sup>2</sup>*Frontiers Science Center for Nano-optoelectronics & Collaborative Innovation Center of  
Quantum Matter & Beijing Academy of Quantum Information Sciences, Peking University,  
Beijing 100871, China*

<sup>3</sup>*Collaborative Innovation Center of Extreme Optics, Shanxi University, Taiyuan, Shanxi  
030006, China*

<sup>4</sup>*Peking University Yangtze Delta Institute of Optoelectronics, Nantong 226010, China*

<sup>5</sup>*Hefei National Laboratory, Hefei 230088, China*

E-mail: ygu@pku.edu.cn

## Abstract

High emission rate, high collection efficiency, and immunity to the defects are the requirements of implementing on-chip single photon sources. Here, we theoretically demonstrate that both cascade enhancement and high collection efficiency of emitted photons from single emitter can be achieved simultaneously in topological photonic crystal containing a resonant dielectric nanodisk. The nanodisk excited by a magnetic

emitter can be regarded as a large equivalent magnetic dipole. The near-field overlapping between this equivalent magnetic dipole and edge state enables to achieve a cascade enhancement of single photon emission with Purcell factor exceeding  $4 \times 10^3$ . These emitted photons are guided into edge states with collection efficiency of more than 90%, which is also corresponding to quantum yield due to topological anti-scattering and the absence of absorption. The proposed mechanism under topological protection has potential applications in on-chip light-matter interaction, quantum light sources, and nanolasers.

## Introduction

Single photon sources in micro- and nanoscale are essential for on-chip quantum information processing. Enhancement of spontaneous emission through the optical modes in cavities, i.e., the Purcell effect, is one of the basic principles for realizing single photon sources.<sup>1</sup> High photon emission rate, high collective efficiency, high quantum yield, and robustness to defects and perturbations are essential elements for the practical single photon sources.<sup>2,3</sup> In order to meet the requirements above, various micro-nano photonic structures supporting diverse optical modes have been proposed. Both photonic crystal (PC) cavities by confining light in defects<sup>4,5</sup> and PC waveguides with slow light near the photonic band edge<sup>6,7</sup> enhance the spontaneous emission. But owing to large mode volume, the maximum enhancement of the emission rate is only several tens of  $\gamma_0$ ,<sup>8</sup> where  $\gamma_0$  is the spontaneous emission rate in vacuum. Although there is a high collection efficiency of emitted photons in PC waveguide,<sup>9-11</sup> low emission rate makes it difficult to be used in on-chip photonic devices. The hotspots induced by surface plasmon polaritons (SPPs) in metallic nanoparticles can achieve high emission rate of more than  $10^4\gamma_0$ .<sup>12-16</sup> While, its radiation part accounts for a small proportion due to the large absorption. There is higher extraction efficiency in the SPP waveguide,<sup>17-19</sup> but the large absorption loss leads to low quantum yield, hindering its application. In addition, dielectric structures overcoming the loss problem and supporting multipole resonances can

increase the enhancement of electric and magnetic emission up to several hundreds of  $\gamma_0$ , but the emitted photons are difficult to be collected and utilized.<sup>20-24</sup>

In order to achieve both high emission rate and collection efficiency, hybrid micro- and nanostructures with abundant near-fields are considered.<sup>25-28</sup> Because SPPs structure has a smaller mode volume, to obtain superior properties, it becomes a good candidate to be combined with other micro-nano structures. Firstly, owing to the ultra-small mode volume at the nanoscale gap, the gap SPPs structure provides large spontaneous emission enhancement.<sup>29,30</sup> By combining it with low-loss optical fiber, ultra-high photon emission rate and one-dimensional nanoscale photon propagation are simultaneously obtained.<sup>31</sup> Secondly, jointing SPPs structure with a high-quality factor whispering gallery modes not only has strong emission enhancement<sup>32,33</sup> but also has a mixed-mode linewidth tunability.<sup>34</sup> Thirdly, in a hybrid structure of PC and SPPs structure, the local field can be greatly enhanced,<sup>35</sup> so that a large Purcell factor can be achieved.<sup>36,37</sup> From above hybrid structures, one can see that, due to the existence of SPP, a large emission rate can be obtained, but the loss of metal materials makes the quantum yield low. Moreover, the properties of these micro-nano cavities are affected by defects and disturbances during the manufacturing process, which further limits their application in high-quality single photon sources.

The unique properties of topological photonics, including topological robustness and anti-scattering, bring new opportunities for the development of single photon sources.<sup>38-42</sup> Barik et al. first proposed the chiral coupling between quantum emitters and edge states in topological PC.<sup>43</sup> After that, Purcell enhancement is demonstrated topological corner states,<sup>44,45</sup> topological slow light in valley PCs,<sup>46,47</sup> and topological Su-Schrieffer-Heeger cavity modes.<sup>48</sup> Unfortunately, their Purcell factor is not very high, almost the same order as that in photonic crystals. Recently, non-scattering large Purcell enhancement is obtained in the topological photonic structure containing a plasmonic nanoantenna,<sup>49</sup> but still suffered from low quantum yield due to an intrinsic metallic loss. So, that both high photon emission rates and high quantum yield simultaneously exist under topological protection, remains an

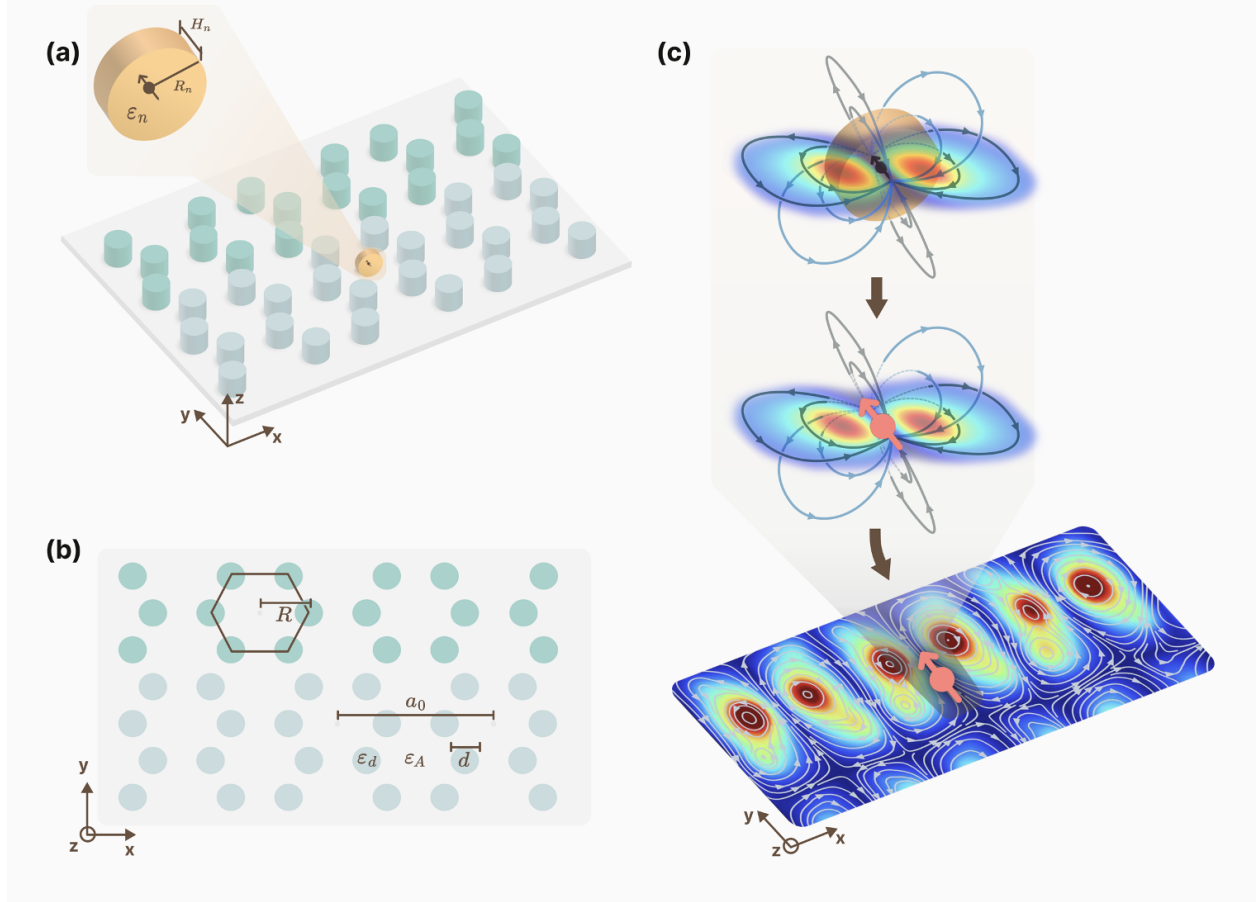


Figure 1: Scheme of cascade Purcell enhancement under topological protection. (a) Schematic diagram of the topological PC-resonant nanodisk hybrid structure. A resonant nanodisk with radius  $R_n$ , height  $H_n$ , and dielectric constant  $\epsilon_n$  are inserted at the splices of PCs with different topological properties. The quantum emitter is located in the center of the nanodisk. (b) Schematic diagram of the honeycomb PC, where  $R$  is the length of the hexagonal side and  $d$  is the diameter of the dielectric cylinder.  $\epsilon_d$  and  $\epsilon_A$  are the dielectric constant of the dielectric cylinder and the surrounding environment, respectively. (c) The magnetic dipole resonance of the nanodisk excited by the magnetic quantum emitter (brown arrow) can be equivalent to a large magnetic dipole (pink arrow) interacting with the edge state. The streamlines around the nanodisk and the equivalent magnetic dipole are magnetic field lines. The bottom is the electric field distribution of the edge state, and the white streamlines are the magnetic field lines.

issue.

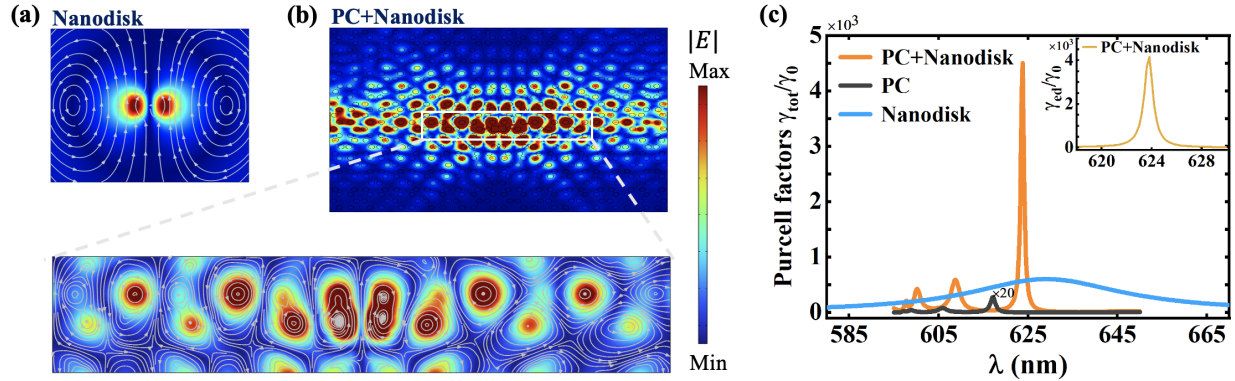


Figure 2: Cascade enhancement of emission and efficient collection of photons in topological hybrid structures. (a) The electric field in the xy plane of the magnetic dipole resonance in a bare nanodisk, where the white streamlines indicate the direction of the magnetic field. (b) The electric field of the edge state in the xy plane of the topological hybrid structure (top part). The region where the edge state is plotted is  $6a_0 \times 1.2a_0$ , where the white streamlines indicate the direction of the magnetic field (bottom part). (c) The total Purcell factors  $\gamma_{tot}/\gamma_0$  in the bare nanodisk, bare topological PC, and the hybrid structure. The inset is the Purcell factor  $\gamma_{ed}/\gamma_0$  along the edge state propagation in the hybrid structure. Purcell cascade enhancement can be achieved in the hybrid structure, with a cascade enhancement factor of up to 0.53. The efficiency of collecting photons along the edge states can reach 93%.

In the following, by combining robust edge states in topological PC with magnetic dipole resonance in low-loss dielectric nanodisk, taking advantage of both, we theoretically achieve cascade enhancement and high quantum yield of single photon emission under topological protection [Fig. 1(a)]. The resonance of nanodisk excited by a magnetic emitter can be regarded as a large equivalent magnetic dipole [Fig. 1(c)]. Superior to metallic nanoparticles, this nanodisk has a large Purcell factor but without any nonradiative part. Fortunately, there is large near-field overlapping between this equivalent magnetic dipole and topological edge state appearing at the interface of two PCs. As a result, we achieve a cascade enhancement of single photon emission with Purcell factor exceeding  $4 \times 10^3$ . Also owing to the near-field overlapping and topological robustness, the photons scattered around the nanodisk are guided into edge states with the collection efficiency of more than 90%. Since there is no absorption loss and the edge state has the property of anti-scattering, in principle, the

values of collection efficiency and quantum yield should be equal. The proposed mechanism for bright single-photon emission and high quantum yield under topological protection opens up the opportunities for practical applications of on-chip light-matter interaction, quantum light sources, and nanolasers.

## Results and discussion

Edge states with robust and anti-scattering properties are supported in topological PC. However, the Purcell enhancement is only several tens of  $\gamma_0$  in the bare topological PC due to the relatively extended mode volume of the edge states. This limits its application in efficient quantum information processing.<sup>46,47</sup> Low-loss dielectric nanostructures support magnetic dipole resonance with a small mode volume.<sup>50</sup> However, photons scattered around are difficult to collect and utilize. Therefore, here we combine the advantages of both and design a hybrid structure of topological PC containing a resonant nanodisk [Fig. 1(a)]. Cascade enhancement of emission and efficient collection of emitted photons are achieved simultaneously.

In the topological hybrid structure, the quantum emitter is placed in the near field region of the nanodisk, the total decay rate can be divided into two parts  $\gamma_{tot} = \gamma_{ed} + \gamma_{sc}$ , where  $\gamma_{ed}$  is the part that decays to the edge state and  $\gamma_{sc}$  is the part that radiates into the free space. For a nanodisk in free space, all photons are scattered into free space, i.e.  $\gamma_{tot} = \gamma_{sc}$ . In the following, we use COMSOL Multiphysics software to calculate the Purcell factor (defined as  $PF = \gamma/\gamma_0$ ) of each part. The calculation details are given in the Supplemental Material.<sup>63</sup>

Consider the hybrid structure of topological PC containing a resonant nanodisk [Fig. 1(a)], where the honeycomb topological PC with  $C_6$  symmetry was proposed by Xiao Hu's group.<sup>51</sup> The primitive cell of the PC is shown in Fig. 1(b), which is a hexagonal honeycomb composed of six cylinders. Here  $a_0$  is the lattice constant and  $R$  is the distance from the center of the primitive cell to the center of the dielectric cylinder. In the cell, the diameter

of the dielectric cylinder is  $d = 65$  nm and the dielectric constant is  $\varepsilon_d = 11.7$ , the rest is air with the dielectric constant  $\varepsilon_A = 1$ . When the lattice constant  $a_0$  is fixed at 319 nm,  $R$  is adjusted. When  $a_0/R = 3.3$ , it is a topologically trivial PC (the upper PC in Fig. 1(b)). When  $a_0/R = 2.7$ , it is a topologically non-trivial PC (the lower PC in in Fig. 1(b)). By splicing two photonic crystals with different topological properties together, edge states appear at about  $\lambda = 595 \sim 650$  nm. In the edge state channel, a dielectric nanodisk with a dielectric constant of  $\varepsilon_n = 16$ , radius of  $R_n = 75$  nm, and height of  $H_n = 89$  nm is inserted, with its axial direction being the y-axis. The nanodisk supports a magnetic dipole resonance with  $\lambda = 629.2$  nm, within the spectral range of edge state. The y-polarized magnetic quantum emitter is located at the center of the nanodisk in the topological hybrid structure. We used COMSOL Multiphysics software to simulate the spectral properties of edge states in topological PCs and the magnetic dipole resonance of nanodisk.<sup>63</sup>

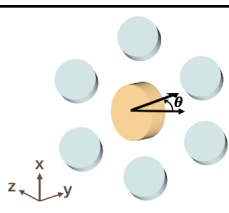
We now investigate the cascade enhancement of magnetic emission in hybrid structure. As shown in Fig. 2, when a quantum emitter is placed at the center of a nanodisk, the maximum magnetic Purcell factor  $\gamma_{tot}/\gamma_0$  can reach 4504. While in bare topological PC, the maximum Purcell factor is only 14. When there is only a dielectric nanodisk, the Purcell factor at the resonance is 604. Therefore, much stronger emission enhancement can be achieved in the hybrid structure than that of the bare topological PC and the bare dielectric nanodisk. To quantitatively describe the enhancement effect in the hybrid structure, we define the cascade enhancement factor  $\delta = \frac{PF_{Hybrid}}{PF_{PC} * PF_{Nanodisk}}$ . Here the cascade enhancement factor can reach  $\delta = 0.53$ .

The mechanism of achieving magnetic emission cascade enhancement is described as follows. The magnetic dipole resonance supported by a dielectric nanodisk [Fig. 2(a)] can be effectively excited by a magnetic emitter, which can be equivalent to a large magnetic dipole [Fig. 1(c)]. This large magnetic dipole and the edge state have magnetic fields with similar rotational characteristics and the near-field overlapping [Fig. 2(b)], so the magnetic emission cascade enhancement is achieved. The magnetic Purcell factor in topological hybrid

structure is much larger than that in the dielectric structure proposed in Ref. <sup>52</sup>

Table 1: The Purcell factor  $\gamma_{tot}/\gamma_0$ , cascade enhancement factor  $\delta$ , collection efficiency  $\beta$ , and near-field overlapping degree  $\eta$  when the nanodisk is rotated around the  $x$ -axis by an angle  $\theta$  (inset in TABLE). The parameters of the nanodisk are  $\epsilon_n = 16$ ,  $R_n=75$  nm,  $H_n = 89$  nm. As  $\theta$  increases,  $\gamma_{tot}/\gamma_0$ ,  $\delta$ , and  $\beta$  all decrease due to the decrease of the near-field overlapping  $\eta$  between the dipole resonance of the nanodisk and the edge state.

$\theta$	$0^\circ$	$10^\circ$	$20^\circ$	$30^\circ$
$\gamma_{tot}/\gamma_0$	4504	3040	1430	657
$\delta$	0.53	0.37	0.20	0.10
$\beta$	0.93	0.68	0.42	0.28
$\eta$	0.474	0.465	0.426	0.373



For practical application of single photon sources, besides large emission rate, efficient collection of photons is also extremely important. For a nanodisk in free space, emitted photons are difficult to be collected and utilized. In the topological hybrid structure, the topological PC can guide the photons that were previously scattered to the surroundings into the edge states. If the collection efficiency is defined as  $\beta = \gamma_{ed}/\gamma_{tot}$ ,  $\beta$  can reach 93% [inset in Fig. 2(c)]. The high collection efficiency in the hybrid structure comes from the large near-field overlapping between equivalent large magnetic dipole and the edge state as well as anti-scattering of topological state [Fig. 2(b)]. In previously reported enhanced emission via hybrid structures containing metallic nanoantenna,<sup>32-34</sup> quantum yield is not very high. But here, owing to no absorption loss in dielectric structures and anti-scattering property of edge states, the quantum yield is almost equal to the collection efficiency, i.e., almost all the emitted photons can be used for on-chip photonic devices. It is worth noting that the narrow linewidth in the hybrid structure also comes from the fact that edge states can collect scattered photons.<sup>53</sup>

To quantitatively describe the near-field overlapping between the magnetic dipole resonance of the nanodisk and topological edge state, we define the overlapping degree as  $\eta = \int \frac{|\vec{E}_1 \cdot \vec{E}_2|}{E_0^2 V_m} dV$ , where  $\vec{E}_1$ ,  $\vec{E}_2$ , and  $\vec{E}_0$  are the electric fields of the edge state, the resonant



nanodisk without the PC, and the system background, respectively, and  $V_m$  is the calculation area.<sup>63</sup> By rotating the nanodisk around the x-axis by an angle  $\theta$  [inset in Table I], it can be seen that as  $\theta$  increases, their near-field overlapping degree  $\eta$  decreases [Table I]. When  $\theta$  becomes larger, the polarization of the equivalent large magnetic dipole is shifted, then the number of photons to excite the edge state is smaller, i.e., their near-fields less overlap. As a result, there is a decrease of the cascade enhancement factor  $\delta$  as well as magnetic Purcell factor  $\gamma_{tot}/\gamma_0$ . Meanwhile, the efficiency of collecting photons along the edge states also becomes lower.

We now discuss the effects of the structural parameters of nanodisks on the cascade enhancement and collection efficiency of single photon emission. As the height  $H_n$  increases, both the Purcell factor and the cascade enhancement factor become larger [Fig. 3(a)]. Then, we find that the expansion of the radius  $R_n$  also leads to higher Purcell factor and cascade enhancement factor [Fig. 3(b)]. The reason is that larger nanodisks have more near-field overlapping with edge states [inset in Fig. 3]. In addition, when the size of the nanodisk is enlarged, the wavelength of magnetic dipole resonance redshifts, so the spontaneous emission spectrum in the hybrid structure also redshifts. It should be noted that the collection efficiency is insensitive to the size of the nanodisk, remaining almost constant.<sup>63</sup>

In the topological hybrid structure, as long as the y-polarized magnetic quantum emitter is placed in the near-field region of the nanodisk, it can excite the magnetic dipole resonance, thereby obtaining a cascade enhancement of the Purcell factor. Since the magnetic hotspot is at the center of the disk, the maximum Purcell factor can be obtained when the quantum emitter is placed at the center, compared with the cases far away from the hot spot.<sup>63</sup> In addition, even if the position of the nanodisks in the topological PC is slightly shifted, the emission cascade enhancement phenomenon can still be observed,<sup>63</sup> which facilitate the experimental realization.

The magnetic emission cascade enhancement is sensitive to the polarization of the quantum emitter. Only when the magnetic dipole resonance of the nanodisk is sufficiently excited,

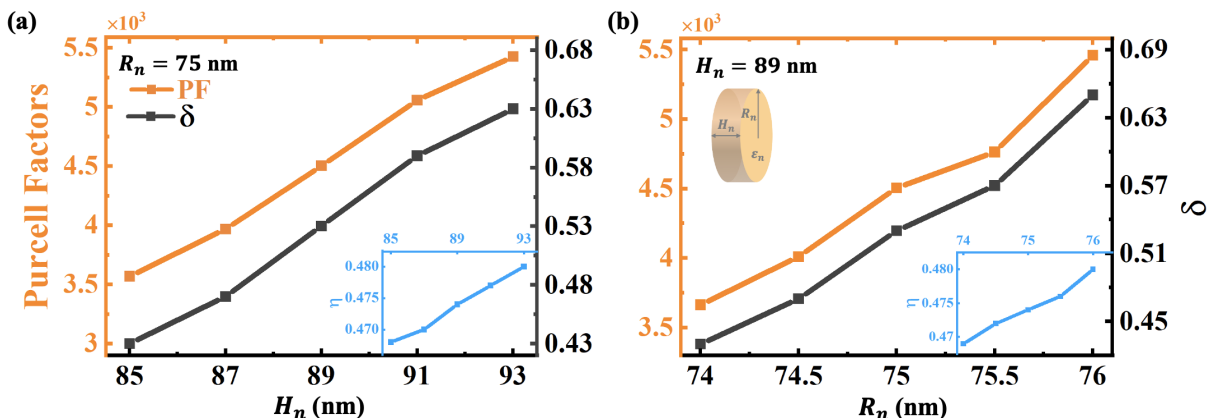


Figure 3: The influence of nanodisk's size on the response of topological hybrid structure. Purcell factor, cascade enhancement factor, and near-field overlapping (a) with different heights  $H_n$  of nanodisks, (b) with different radius  $R_n$  of nanodisks. As the size of the nanodisk increases, the near-field overlapping increases, so the Purcell factor and the cascade enhancement factor increase. Here, the dielectric constant is  $\epsilon_n = 16$ .

does the large near-field overlapping with the edge states occur, resulting in a cascade enhancement of the emission. Since the x-polarized and z-polarized dipoles excite the magnetic dipole resonance of the nanodisk insufficiently, there is no large emission enhancement.<sup>63</sup> This mechanism of emission enhancement has the potential application in on-chip single-photon sources. When the structural defect is created by removing the cylinder from the PC, the cascade enhancement factor and collection efficiency are almost the same as those without the defect.<sup>63</sup> This topological protection is beneficial for experimental implementation.

Finally, we discuss the possibility of experimental implementation of our scheme. At present, both topological PC<sup>54</sup> and dielectric nanocavities<sup>55</sup> can be manufactured using nanotechnology, e.g., electron beam lithography and electrochemical etching. Single emitters can be realized in many forms, such as molecules,<sup>56</sup> Rydberg atoms,<sup>57</sup> and quantum dots.<sup>58</sup> In some quantum emitters such as rare earth ions<sup>59</sup> and semiconductor quantum dots,<sup>60</sup> there are significant magnetic dipole transitions whose intensities are comparable to or even stronger than the competing electric dipole transitions. It is possible to place emitters into the hybrid topological structure, such as by integrating semiconductor quantum dots into topological waveguides<sup>61</sup> or doping rare-earth ions into nanodisk.<sup>62</sup> Therefore, the scheme

we proposed here may be experimentally realized in the future.

## Conclusion

In summary, we have proposed a mechanism for cascade enhancement and efficient collection of emitted photons under topological protection. A hybrid structure integrating topological PC and nanodisk is designed, in which the magnetic dipole resonance of the nanodisk can be equivalent to a large magnetic dipole to interact with the edge state. The large near-field overlapping between the resonant nanodisk and the edge state enhances magnetic emission through a cascade effect. At the same time, emitted photons can be efficiently guided to propagate in the edge state channel, achieving a collection efficiency exceeding 90% due to the robustness of the edge state. The low loss of the dielectric structure and the anti-scattering properties of the topological mode make the quantum yield almost equivalent to the collection efficiency, that is, almost all of the emitted photons can be used in on-chip photonic devices. The mechanism proposed here enhances the spontaneous emission rate of the emitter while achieving large collection efficiency under topological protection, which will provide practical use for ultra-bright and stable on-chip single photon sources. It also provides new insights for the study of cavity quantum electrodynamics in topological structures.

## Acknowledgement

This work is supported by the National Natural Science Foundation of China under Grants No. 11974032 and the Innovation Program for Quantum Science and Technology under Grant No. 2021ZD0301500.

# Supporting Information Available

## References

- (1) Aharonovich, I.; Englund, D.; Toth, M. Solid-state single-photon emitters. *Nature Photonics* 2016, 10, 631–641.
- (2) Purcell, E. M. Spontaneous emission probabilities at radio frequencies. *Physical Review* 1946, 69, 681.
- (3) Lounis, B.; Orrit, M. Single-photon sources. *Reports on Progress in Physics* 2005, 68, 1129.
- (4) Lodahl, P.; Floris van Driel, A.; Nikolaev, I. S.; Irman, A.; Overgaag, K.; Vanmaekelbergh, D.; Vos, W. L. Controlling the dynamics of spontaneous emission from quantum dots by photonic crystals. *Nature* 2004, 430, 654–657.
- (5) Chang, W.-H.; Chen, W.-Y.; Chang, H.-S.; Hsieh, T.-P.; Chyi, J.-I.; Hsu, T.-M. Efficient single-photon sources based on low-density quantum dots in photonic-crystal nanocavities. *Physical Review Letters* 2006, 96, 117401.
- (6) Notomi, M.; Yamada, K.; Shinya, A.; Takahashi, J.; Takahashi, C.; Yokohama, I. Extremely large group-velocity dispersion of line-defect waveguides in photonic crystal slabs. *Physical Review Letters* 2001, 87, 253902.
- (7) Javadi, A.; Söllner, I.; Arcari, M.; Hansen, S. L.; Midolo, L.; Mahmoodian, S.; Kiršanskė, G.; Pregolato, T.; Lee, E.; Song, J., et al. Single-photon non-linear optics with a quantum dot in a waveguide. *Nature Communications* 2015, 6, 8655.
- (8) Qian, Z.; Shan, L.; Zhang, X.; Liu, Q.; Ma, Y.; Gong, Q.; Gu, Y. Spontaneous emission in micro-or nanophotonic structures. *PhotoniX* 2021, 2, 1–35.

- (9) Arcari, M.; Söllner, I.; Javadi, A.; Hansen, S. L.; Mahmoodian, S.; Liu, J.; Thyrrerstrup, H.; Lee, E. H.; Song, J. D.; Stobbe, S., et al. Near-unity coupling efficiency of a quantum emitter to a photonic crystal waveguide. *Physical Review Letters* 2014, 113, 093603.
- (10) Lecamp, G.; Lalanne, P.; Hugonin, J. Very large spontaneous-emission  $\beta$  factors in photonic-crystal waveguides. *Physical Review Letters* 2007, 99, 023902.
- (11) Siampour, H.; O'Rourke, C.; Brash, A. J.; Makhonin, M. N.; Dost, R.; Hallett, D. J.; Clarke, E.; Patil, P. K.; Skolnick, M. S.; Fox, A. M. Observation of large spontaneous emission rate enhancement of quantum dots in a broken-symmetry slow-light waveguide. *npj Quantum Information* 2023, 9, 15.
- (12) C.,; Sauvan,; J.; P.; Hugonin,; I.; S.; Maksymov,; P.; Lalanne, Theory of the spontaneous optical emission of nanosize photonic and plasmon resonators. *Physical Review Letters* 2013,
- (13) Akselrod, G. M.; Argyropoulos, C.; Hoang, T. B.; Ciraci, C.; Fang, C.; Huang, J.; Smith, D. R.; Mikkelsen, M. H. Probing the mechanisms of large Purcell enhancement in plasmonic nanoantennas. *Nature Photonics* 2014, 8, 835–840.
- (14) Russell, K. J.; Liu, T.-L.; Cui, S.; Hu, E. L. Large spontaneous emission enhancement in plasmonic nanocavities. *Nature Photonics* 2012, 6, 459–462.
- (15) Ernandes, C.; Lin, H.-J.; Mortier, M.; Gredin, P.; Mivelle, M.; Aigouy, L. Exploring the magnetic and electric side of light through plasmonic nanocavities. *Nano letters* 2018, 18, 5098–5103.
- (16) Hein, S. M.; Giessen, H. Tailoring magnetic dipole emission with plasmonic split-ring resonators. *Physical Review letters* 2013, 111, 026803.
- (17) Chen, Y.; Nielsen, T. R.; Gregersen, N.; Lodahl, P.; Mørk, J. Finite-element modeling

- of spontaneous emission of a quantum emitter at nanoscale proximity to plasmonic waveguides. *Physical Review B* 2010, 81, 125431.
- (18) Jun, Y. C.; Kekatpure, R.; White, J.; Brongersma, M. Nonresonant enhancement of spontaneous emission in metal-dielectric-metal plasmon waveguide structures. *Physical Review B* 2008, 78, 153111.
- (19) Akimov, A.; Mukherjee, A.; Yu, C.; Chang, D.; Zibrov, A.; Hemmer, P.; Park, H.; Lukin, M. Generation of single optical plasmons in metallic nanowires coupled to quantum dots. *Nature* 2007, 450, 402–406.
- (20) Sugimoto, H.; Fujii, M. Magnetic Purcell enhancement by magnetic quadrupole resonance of dielectric nanosphere antenna. *ACS Photonics* 2021, 8, 1794–1800.
- (21) Feng, T.; Zhang, W.; Liang, Z.; Xu, Y.; Miroshnichenko, A. E. Isotropic Magnetic Purcell Effect. *ACS Photonics* 2018, 5, 678–683.
- (22) Li, J.; Verellen, N.; Van Dorpe, P. Enhancing magnetic dipole emission by a nano-doughnut-shaped silicon disk. *ACS Photonics* 2017, 4, 1893–1898.
- (23) Regmi, R.; Berthelot, J.; Winkler, P. M.; Mivelle, M.; Proust, J.; Bedu, F.; Ozerov, I.; Begou, T.; Lumeau, J.; Rigneault, H., et al. All-dielectric silicon nanogap antennas to enhance the fluorescence of single molecules. *Nano Letters* 2016, 16, 5143–5151.
- (24) Zambrana-Puyalto, X.; Bonod, N. Purcell factor of spherical Mie resonators. *Physical Review B* 2015, 91, 195422.
- (25) Thakkar, N.; Rea, M. T.; Smith, K. C.; Heylman, K. D.; Quillin, S. C.; Knapper, K. A.; Horak, E. H.; Masiello, D. J.; Goldsmith, R. H. Sculpting fano resonances to control photonic–plasmonic hybridization. *Nano Letters* 2017, 17, 6927–6934.
- (26) Pan, F.; Smith, K. C.; Nguyen, H. L.; Knapper, K. A.; Masiello, D. J.; Goldsmith, R.

- H. Elucidating energy pathways through simultaneous measurement of absorption and transmission in a coupled plasmonic–photonic cavity. *Nano Letters* 2019, 20, 50–58.
- (27) Dantham, V. R.; Holler, S.; Barbre, C.; Keng, D.; Kolchenko, V.; Arnold, S. Label-free detection of single protein using a nanoplasmonic-photonic hybrid microcavity. *Nano Letters* 2013, 13, 3347–3351.
- (28) Ameling, R.; Giessen, H. Cavity plasmonics: large normal mode splitting of electric and magnetic particle plasmons induced by a photonic microcavity. *Nano Letters* 2010, 10, 4394–4398.
- (29) Russell, K. J.; Liu, T.-L.; Cui, S.; Hu, E. L. Large spontaneous emission enhancement in plasmonic nanocavities. *Nature Photonics* 2012, 6, 459–462.
- (30) Akselrod, G. M.; Argyropoulos, C.; Hoang, T. B.; Ciraci, C.; Fang, C.; Huang, J.; Smith, D. R.; Mikkelsen, M. H. Probing the mechanisms of large Purcell enhancement in plasmonic nanoantennas. *Nature Photonics* 2014, 8, 835–840.
- (31) Lian, H.; Gu, Y.; Ren, J.; Zhang, F.; Wang, L.; Gong, Q. Efficient single photon emission and collection based on excitation of gap surface plasmons. *Physical Review Letters* 2015, 114, 193002.
- (32) Doeleman, H. M.; Verhagen, E.; Koenderink, A. F. Antenna-cavity hybrids: matching polar opposites for Purcell enhancements at any linewidth. *ACS Photonics* 2016, 3, 1943-1951.
- (33) Cognée, K. G.; Doeleman, H. M.; Lalanne, P.; Koenderink, A. Cooperative interactions between nano-antennas in a high-Q cavity for unidirectional light sources. *Light: Science & Applications* 2019, 8, 115.
- (34) Doeleman, H. M.; Dieleman, C. D.; Mennes, C.; Ehrler, B.; Koenderink, A. F. Ob-

- servation of cooperative Purcell enhancements in antenna–cavity hybrids. *ACS Nano* 2020, 14, 12027–12036.
- (35) Liu, J.-N.; Huang, Q.; Liu, K.-K.; Singamaneni, S.; Cunningham, B. T. Nanoantenna microcavity hybrids with highly cooperative plasmonic–photonic coupling. *Nano Letters* 2017, 17, 7569–7577.
- (36) Barreda, A. I.; Zapata-Herrera, M.; Palstra, I. M.; Mercadé, L.; Aizpurua, J.; Koenderink, A. F.; Martínez, A. Hybrid photonic-plasmonic cavities based on the nanoparticle-on-a-mirror configuration. *Photonics Research* 2021, 9, 2398–2419.
- (37) Zhu, G.; Liao, Q. Highly efficient collection for photon emission enhanced by the hybrid photonic-plasmonic cavity. *Optics Express* 2018, 26, 31391–31401.
- (38) Khanikaev, A. B.; Hossein Mousavi, S.; Tse, W.-K.; Kargarian, M.; MacDonald, A. H.; Shvets, G. Photonic topological insulators. *Nature Materials* 2013, 12, 233–239.
- (39) Hafezi, M.; Mittal, S.; Fan, J.; Migdall, A.; Taylor, J. Imaging topological edge states in silicon photonics. *Nature Photonics* 2013, 7, 1001–1005.
- (40) Dusel, M.; Betzold, S.; Harder, T. H.; Emmerling, M.; Beierlein, J.; Ohmer, J.; Fischer, U.; Thomale, R.; Schneider, C.; Hofling, S., et al. Room-temperature topological polariton laser in an organic lattice. *Nano Letters* 2021, 21, 6398–6405.
- (41) Chen, Y.; He, X.-T.; Cheng, Y.-J.; Qiu, H.-Y.; Feng, L.-T.; Zhang, M.; Dai, D.-X.; Guo, G.-C.; Dong, J.-W.; Ren, X.-F. Topologically protected valley-dependent quantum photonic circuits. *Physical Review Letters* 2021, 126, 230503.
- (42) Mittal, S.; Goldschmidt, E. A.; Hafezi, M. A topological source of quantum light. *Nature* 2018, 561, 502–506.
- (43) Barik, S.; Karasahin, A.; Flower, C.; Cai, T.; Miyake, H.; DeGottardi, W.; Hafezi, M.; Waks, E. A topological quantum optics interface. *Science* 2018, 359, 666–668.



- (44) Xie, X.; Zhang, W.; He, X.; Wu, S.; Dang, J.; Peng, K.; Song, F.; Yang, L.; Ni, H.; Niu, Z., et al. Cavity quantum electrodynamics with second-order topological corner state. *Laser & Photonics Reviews* 2020, 14, 1900425.
- (45) Rao, M.; Shi, F.; Rao, Z.; Yang, J.; Song, C.; Chen, X.; Dong, J.; Yu, Y.; Yu, S. Single photon emitter deterministically coupled to a topological corner state. *Light: Science & Applications* 2024, 13, 19.
- (46) Kuruma, K.; Yoshimi, H.; Ota, Y.; Katsumi, R.; Kakuda, M.; Arakawa, Y.; Iwamoto, S. Topologically-protected single-photon sources with topological slow light photonic crystal waveguides. *Laser & Photonics Reviews* 2022, 16, 2200077.
- (47) Xie, X.; Yan, S.; Dang, J.; Yang, J.; Xiao, S.; Wang, Y.; Shi, S.; Yang, L.; Dai, D.; Yuan, Y., et al. Topological cavity based on slow-light topological edge mode for broadband Purcell enhancement. *Physical Review Applied* 2021, 16, 014036.
- (48) Jurkat, J.; Klemmt, S.; De Gregorio, M.; Meinecke, M.; Buchinger, Q.; Harder, T. H.; Beierlein, J.; Egorov, O. A.; Emmerling, M.; Krause, C., et al. Single-photon source in a topological cavity. *Nano Letters* 2023, 23, 820–826.
- (49) Qian, Z.; Li, Z.; Hao, H.; Shan, L.; Zhang, Q.; Dong, J.; Gong, Q.; Gu, Y. Absorption reduction of large Purcell enhancement enabled by topological state-led mode coupling. *Physical Review Letters* 2021, 126, 023901.
- (50) Kuznetsov, A. I.; Miroshnichenko, A. E.; Brongersma, M. L.; Kivshar, Y. S.; Luk'yanchuk, B. Optically resonant dielectric nanostructures. *Science* 2016, 354, aag2472.
- (51) Wu, L.-H.; Hu, X. Scheme for achieving a topological photonic crystal by using dielectric material. *Physical Review Letters* 2015, 114, 223901.

- (52) Baranov, D. G.; Savelev, R. S.; Li, S. V.; Krasnok, A. E.; Alù, A. Modifying magnetic dipole spontaneous emission with nanophotonic structures. *Laser & Photonics Reviews* 2017, 11, 1600268.
- (53) Jia, Y.; Mo, Z.; Liu, Q.; Tian, Z.; Tian, Y.; Gong, Q.; Gu, Y. Photon-exciton strong coupling induced by topological edge state. arXiv preprint arXiv:2403.02915 2024,
- (54) Ozawa, T.; Price, H. M.; Amo, A.; Goldman, N.; Hafezi, M.; Lu, L.; Rechtsman, M. C.; Schuster, D.; Simon, J.; Zilberberg, O., et al. Topological photonics. *Reviews of Modern Physics* 2019, 91, 015006.
- (55) Baranov, D. G.; Zuev, D. A.; Lepeshov, S. I.; Kotov, O. V.; Krasnok, A. E.; Evlyukhin, A. B.; Chichkov, B. N. All-dielectric nanophotonics: the quest for better materials and fabrication techniques. *Optica* 2017, 4, 814–825.
- (56) Pelton, M. Modified spontaneous emission in nanophotonic structures. *Nature Photonics* 2015, 9, 427–435.
- (57) Zhang, S.-S.; Cheng, H.; Xin, P.-P.; Wang, H.-M.; Xu, Z.-S.; Liu, H.-P. A sensitive detection of high Rydberg atom with large dipole moment. *Chinese Physics B* 2018, 27, 074207.
- (58) Ridolfo, A.; Di Stefano, O.; Fina, N.; Saija, R.; Savasta, S. Quantum plasmonics with quantum dot-metal nanoparticle molecules: influence of the Fano effect on photon statistics. *Physical Review Letters* 2010, 105, 263601.
- (59) Carnall, W.; Fields, P.; Rajnak, K. Spectral intensities of the trivalent lanthanides and actinides in solution. II.  $\text{Pm}^{3+}$ ,  $\text{Sm}^{3+}$ ,  $\text{Eu}^{3+}$ ,  $\text{Gd}^{3+}$ ,  $\text{Tb}^{3+}$ ,  $\text{Dy}^{3+}$ , and  $\text{Ho}^{3+}$ . *The Journal of Chemical Physics* 1968, 49, 4412–4423.
- (60) Zurita-Sánchez, J. R.; Novotny, L. Multipolar interband absorption in a semiconduc-

tor quantum dot. II. Magnetic dipole enhancement. *Journal of the Optical Society of America B* 2002, 19, 2722–2726.

- (61) Mehrabad, M. J.; Foster, A. P.; Dost, R.; Clarke, E.; Patil, P. K.; Fox, A. M.; Skolnick, M. S.; Wilson, L. R. Chiral topological photonics with an embedded quantum emitter. *Optica* 2020, 7, 1690–1696.
- (62) Baranov, D. G.; Savelev, R. S.; Li, S. V.; Krasnok, A. E.; Alù, A. Modifying magnetic dipole spontaneous emission with nanophotonic structures. *Laser & Photonics Reviews* 2017, 11, 1770031.
- (63) See Supplemental Material for topological photonic crystals, magnetic dipole resonance of nanodisk, the calculation of Purcell factor, collection efficiency, Calculation of near-field overlapping degree, effect of emitter polarization and position on Purcell factors, Purcell factors with different position of nanodisk, the robustness of cascade enhancement and efficient collection.

# Graphical TOC Entry

