

# No Language is an Island: Unifying Chinese and English in Financial Large Language Models, Instruction Data, and Benchmarks

Gang Hu<sup>1</sup>, Ke Qin<sup>1</sup>, Chenhan Yuan<sup>2</sup>, Min Peng<sup>3</sup>, Alejandro Lopez-Lira<sup>4</sup>  
Benyou Wang<sup>5</sup>, Sophia Ananiadou<sup>2</sup>, Wanlong Yu<sup>1</sup>, Jimin Huang<sup>6</sup>, Qianqian Xie<sup>6\*</sup>

<sup>1</sup> School of Information Science, Yunnan University, Kunming, China

<sup>2</sup> Department of Computer Science, The University of Manchester, UK

<sup>3</sup> School of Computer Science, Wuhan University, Wuhan, China

<sup>4</sup> Department of Finance, Insurance and Real Estate, University of Florida, America

<sup>5</sup> School of Data Science, The Chinese University of Hong Kong, Shenzhen, China

<sup>6</sup> The Fin AI, Singapore

## Abstract

While the progression of Large Language Models (LLMs) has notably propelled financial analysis, their application has largely been confined to singular language realms, leaving untapped the potential of bilingual Chinese-English capacity. To bridge this chasm, we introduce ICE-PIXIU<sup>1</sup>, seamlessly amalgamating the ICE-INTENT model and ICE-FLARE benchmark for bilingual financial analysis. ICE-PIXIU uniquely integrates a spectrum of Chinese tasks, alongside translated and original English datasets, enriching the breadth and depth of bilingual financial modeling. It provides unrestricted access to diverse model variants, a substantial compilation of diverse cross-lingual and multi-modal instruction data, and an evaluation benchmark with expert annotations, comprising 10 NLP tasks, 20 bilingual specific tasks, totaling 95k datasets. Our thorough evaluation emphasizes the advantages of incorporating these bilingual datasets, especially in translation tasks and utilizing original English data, enhancing both linguistic flexibility and analytical acuity in financial contexts. Notably, ICE-INTENT distinguishes itself by showcasing significant enhancements over conventional LLMs and existing financial LLMs in bilingual milieus, underscoring the profound impact of robust bilingual data on the accuracy and efficacy of financial NLP.

## 1 Introduction

Inspired by the success of general-domain large language models (LLMs), the exploration of LLMs in the financial sector is gaining momentum (Shah et al., 2022; Lu et al., 2023; Xie et al., 2023b, 2024, 2023a). Starting with the broad capabilities of models like GPT-3.5 (Brown et al., 2020) and GPT-4 (Achiam et al., 2023), the focus has shifted towards more specialized models such as

BloombergGPT (Wu et al., 2023), which tackles the complex nuances of financial language and concepts. Subsequently, models like FinGPT (Yang et al., 2023b), InvestLM (Yang et al., 2023c) and Typhoon (Pipatanakul et al., 2023) emerged, concentrating on English and Thai financial tasks. Notably, FinMA (Xie et al., 2023b) addresses the challenges of instruction data modality within this domain, marking a significant advancement.

Beyond the efforts in English-centric models, Chinese financial LLMs (FinLLMs) have also made notable advances. XuanYuan2.0 (Zhang et al., 2023d) exemplifies this trend, focusing on the intricacies of Chinese financial language. This has been followed by models such as DISC-FinLLM (Chen et al., 2023) and CFGPT (Li et al., 2023a), which further the capabilities in financial analysis and reasoning. Recently, PanGu- $\pi$  (Wang et al., 2023) enhances a pretrained model for better performance in financial examinations. Moreover, certain business-oriented LLMs (Wang, 2023) like TigerBot and LightGPT remain closed-source.

However, there is a significant challenge in their application and assessment in bilingual contexts, especially regarding model development, instruction dataset diversity, and evaluation methodologies in English and Chinese. As Table 1 illustrates, most FinLLMs are tailored exclusively for either English or Chinese, which underscores a significant shortfall in models proficient in both languages.

This issue is further compounded in the domain of instruction datasets. While there are tasks encompassing classification, extraction, prediction and reasoning, these datasets, particularly for Chinese, show a notable lack of diversity in each task category (Chen et al., 2023; Li et al., 2023a). Furthermore, the original English datasets and their subsequent translations into Chinese, are often overlooked in the development of comprehensive bilingual instruction datasets (Xie et al., 2023b).

Corresponding author: xqq.sincere@gmail.com

<sup>1</sup><https://github.com/YY0649/ICE-PIXIU>

Model	Size	Language	Instruction		Evaluation			Open Source		Modality	Release Date
			zh	en	zh	en	dof	Model	Data	Only Text	
BloomGPT (Wu et al., 2023)	50B	en	0	5	0	5	0	×	×	✓	03/30/23
InvestLM (Yang et al., 2023c)	65B	en	0	9	0	9	0	×	×	✓	09/14/23
FinGPT (Wu et al., 2023)	7/13B	en	0	6	0	6	0	×	×	✓	11/10/23
XuanYuan2.0 (Zhang et al., 2023d)	176B	zh	-	0	0	1	0	×	×	✓	05/19/23
FinMA (Xie et al., 2023b)	7/13B	en	0	8	0	8	0	✓	✓	×	06/01/23
CFGPT (Li et al., 2023a)	7B	zh	6	0	6	0	0	✓	×	×	09/01/23
DISC-FinLLM (Chen et al., 2023)	13B	zh	8	0	8	0	0	✓	×	✓	10/24/23
PanGu- $\pi$ (Wang et al., 2023)	1/7B	zh	-	0	4	0	0	×	✓	✓	12/27/23
ICE-INTENT	7B	zh, en	12	6	12	6	3	✓	✓	×	12/10/23

Table 1: Overview of various FinLLMs. We outline their model size, language proficiency, instruction and evaluation counts in Chinese [zh], English [en] and data-out-of-field [dof] (not for training) financial specific tasks, open source (Yes ✓ and No ×), data modality (text-only ✓ or not ×) and release date. The task counts for all models are based on specific-task types detailed in Appendix Table 7, with "-" indicating unspecified information in their sources.

Correspondingly, the evaluation methodologies for these models tend to mirror these linguistic limitations (Zhang et al., 2023b; Lei et al., 2023; Zhang et al., 2023c), focusing mainly on monolingual assessments and failing to comprehensively evaluate bilingual proficiency. There is a critical need for more diverse Chinese instruction datasets in both classification, extraction, reasoning and prediction, alongside a greater focus on the translation and utilization of original English datasets into Chinese.

To address this issue, we introduce ICE-PIXIU, a comprehensive framework that features ICE-INTENT and ICE-FLARE, the first cross-lingual bilingual financial LLM and evaluation benchmark, respectively. This framework is characterized by several key attributes:

- **Bilingual Capability Proficiency:** ICE-INTENT, a component of ICE-PIXIU, demonstrates outstanding bilingual proficiency in English and Chinese, essential for global financial data processing and analysis.
- **Diverse Chinese Datasets:** ICE-PIXIU addresses gaps in Chinese financial NLP by incorporating a variety of Chinese classification, extraction, reasoning and prediction NLP tasks, enhancing training and performance.
- **Professionally Annotated Prompts:** ICE-PIXIU offers a diverse, high-quality, expert-annotated set of prompts applied with similar fine-tuning instructions to enhance understanding of financial tasks.
- **Incorporation of Translation and English Data:** The framework expands its capabilities by including translation tasks and English datasets, bolstering its bilingual training and application.

- **Cross-Lingual Evaluation with ICE-FLARE:** ICE-PIXIU introduces ICE-FLARE, a rigorous cross-lingual evaluation benchmark, ensuring consistent model performance in diverse linguistic contexts.
- **Open-Source Contribution:** With its open-access approach, ICE-PIXIU offers its resources to the research community, fostering collaborative advancement in financial NLP.

In the creation of ICE-INTENT, we meticulously gathered 40 datasets, which consisted of 1,185,076 raw data, 603,940 instruction fine-tuning data, and 95,091 evaluation data, strategically covering a wide range of financial tasks. This ensemble, as detailed in Table 1, comprises 18 specific task on Chinese-English bilingual instruction datasets. This diverse array not only underscores our model’s commitment to linguistic breadth but also to task-specific depth, ensuring ICE-INTENT’s proficiency across various financial scenarios<sup>2</sup>. Complementing this, ICE-FLARE, our cross-lingual evaluation benchmark, incorporates 21 evaluation specific tasks—12 in Chinese and 9 in English. Particularly, we innovatively introduced data-out-of-field specific task into ICE-FLARE. This robust framework highlights the unique strength of our approach in providing comprehensive cross-lingual consistency and generalization assessments, crucial for bilingual FinLLMs.

In our evaluation conducted using ICE-FLARE, we observed distinct performance patterns of our financial LLM ICE-INTENT in comparison with advanced general-domain LLMs and existing FinLLMs. The results firstly emphasized the model’s enhanced capabilities in cross-lingual tasks, particularly in handling complex and lengthy text, under-

<sup>2</sup>Detailed examples are shown in Appendix Figure 8-9

scoring the critical role of bilingual data integration in financial language modeling. Subsequently, the model exhibited proficiency in translation tasks, highlighting its adeptness at managing linguistic variations crucial for global financial contexts. Finally, our model outperformed general LLMs in tasks specifically fine-tuned for the financial domain but faced challenges in less familiar tasks within ICE-FLARE. This delineates the specialized nature and unique challenges of the financial sector, reinforcing the need for tailored FinLLMs.

## 2 Related Work

**Financial Dataset Resource:** Financial pre-trained language models (FinPLMs) previously focused on single-task data but now most FinLLMs prioritize specific-task data collection. For instance, BloombergGPT (Wu et al., 2023) integrates general and financial text for training large 500B LLMs. FinLLMs like FinGPT (Yang et al., 2023b; Zhang et al., 2023a) curate English instruction datasets for classification, extraction, and generation NLP tasks. PIXIU (Xie et al., 2023b) provide open-source, multi-task and multi-modal data covering diverse financial scenarios. BBT-Fin (Lu et al., 2023) Corpus aggregates Chinese financial data including corporate announcements, research reports, social media, and more, while XuanYuan (轩辕) 2.0 (Zhang et al., 2023d) offers a hybrid-tuning dataset. Cornucopia’s (Yu, 2023) 26M instruction dataset covers application areas like insurance and stocks. Most fine-tuning datasets are tailored for monolingual tasks, limiting coverage and open sourcing.

**Financial Language Models:** FinPLMs and FinLLMs build upon backbone models like BERT (Devlin et al., 2018) and LLaMa (Touvron et al., 2023) with large-scale financial texts. FinBERT (Araci, 2019) was the first FinPLM with open released corpus, later improved FinBERT (Yang et al., 2020) incorporating larger communication datasets. Models like FLANG (Shah et al., 2022) combine BERT and ELECTRA (Clark et al., 2020). Chinese-specific PLMs like Mengzi (Zhang et al., 2021) and FinT5 (Lu et al., 2023) address unique financial tasks. BloombergGPT introduce the outstanding FinLLM, along with successors like FinGPT (Yang et al., 2023b), DISC-FinLLM (Chen et al., 2023), CFGPT (Li et al., 2023a), and FinMA (Xie et al., 2023b) excelling in specific data collection and supervised fine-tuning using backbone models

Baichuan (Yang et al., 2023a) and InternLM (Team, 2023). However, monolingual FinLLMs struggle to provide unified cross-lingual finance services.

**Financial Evaluation Benchmarks:** The first benchmark FLUE (Shah et al., 2022) and its successor FLARE (Xie et al., 2023b) evaluate classification, boundary detection, and question answering abilities in English domain. FLARE also evaluates time-series reasoning like forecasting stock price movements. BBT-CFLEB (Lu et al., 2023) is the first Chinese benchmark with 5 financial NLP tasks, while FinCUGE (Chen et al., 2023) focuses on 9 financial NLP tasks on social media and short news. FinEval (Zhang et al., 2023b) assesses LLMs through multiple-choice questions on finance, economy, and accounting. CFBenchmark (Lei et al., 2023) evaluates text processing abilities in recognition, classification, and generation, encompassing totaling 8 tasks, and CGCE (Zhang et al., 2023c) includes 200 general and 150 specific professional diverse QA tasks. However, most benchmarks lack comprehensive real-world application support, posing challenges for assessing bilingual FinLLMs.

## 3 Method

The overall framework of ICE-PIXIU, displayed in Figure 1, offers tailored services to various financial groups like banks, funds, and insurance firms. It offers professional solutions like event analysis, Q&A, stock forecasting, exams, credit ratings. ICE-PIXIU’s robust analytical prowess stems from meticulously curated 5 data types—Data Label from Classification (DLC), Data Label from Extraction (DLE), Data Text by Translation (DTT), Data Text with English (DTE), and Data Out of Field (DOF). These categories support various NLP tasks, encompassing classification (CLS), extraction (EXT), reasoning (REA), prediction (PRE), generation (GEN) and Translation (TRA), across 15 bilingual specific financial tasks in Chinese and English. Moreover, ICE-PIXIU not only boasts bilingual proficiency but also its broad support for multi-modal features, such as tables in financial reports and time series data in stock predictions.

### 3.1 Raw Data Construction

In this section, we introduce our bilingual Chinese-English raw data, designed for instruction tuning and evaluation benchmark. Compared with similar works, (Chen et al., 2023) focuses on CLS and REA financial NLP task, (Lei et al., 2023; Li et al.,

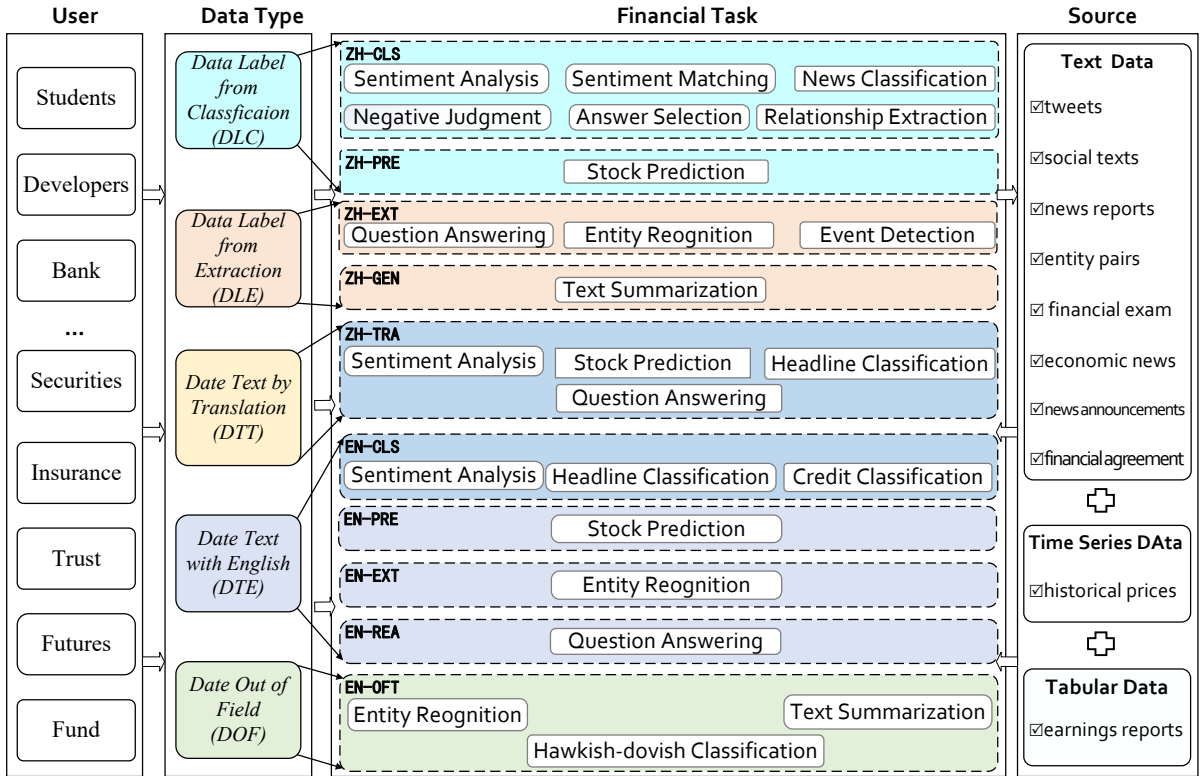


Figure 1: An overview of ICE-PIXIU, its unique data types, financial tasks, and sources in the bilingual domain of Chinese and English, providing services for different user groups in various financial scenarios.

2023a) emphasizes CLS and EXT financial NLP task. Our raw data comprises 40 different datasets covering almost all financial NLP tasks, including CLS, EXT, REA, PRE, GEN, and TRA. Unlike commonly self-instruct generation data methods (Wang et al., 2022), our data is sourced from open datasets in real-world financial scenarios. The sunburst chart illustrating the distribution of ICE-PIXIU across different levels is shown in Figure 2. As depicted, FinED and FinSM tasks boast datasets on a larger scale. Furthermore, Chinese data surpasses English data in terms of proportions in data types, NLP tasks, and specific tasks, particularly showcasing a more diverse distribution in specific financial tasks, covering a wider range of financial application scenarios. This indicates that compared to the English-focused PIXIU (Xie et al., 2023b), ICE-PIXIU demonstrates superior understanding of Chinese financial tasks. More details information of our raw data are in Appendix Table 7. According to statistics, the distribution percentages for all data types are: DLE (59.38%), DLC (20.08%), DTT (14.24%), DTE (5.96%), and DOF (0.34%), while the distribution percentages for Chinese and English NLP tasks are: ZH-CLS (18.83%), ZH-PRE (1.25%), ZH-EXT (56.64%),

ZH-GEN (2.73%), ZH-TRA (14.24%), EN-CLS (1.61%), EN-PRE (3.31%), EN-EXT (0.05%), EN-REA (0.99%), and EN-DOF (0.34%).

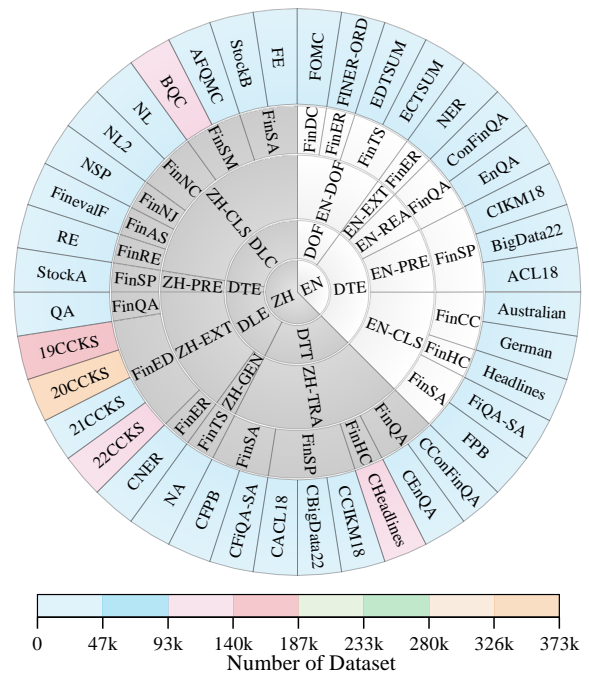


Figure 2: A sunburst chart depicting the distribution of ICE-PIXIU across language proficiency, data types, financial NLP tasks, specific financial tasks, and datasets.

## 3.2 Bilingual Financial Datasets

The ICE framework’s proficiency in bilingualism is benefited from the following Chinese financial data, English financial data, and Translation data.

### 3.2.1 Chinese Financial Datasets

We mainly focus on Chinese language proficiency. Thus, for Chinese, we provide two data types distinguished by their source of the labels: DLC and DLE, which encompass classification (ZH-CLS), extraction (ZH-EXT), prediction (ZH-PRE) and generation (ZH-GEN) task in financial NLP.

For **ZH-CLS**, our dataset covers essential tasks such as sentiment analysis (FinSA), semantic matching (FinSM), news classification (FinNC), negative judgment (FinNJ), answer selection (FinAS) and relationship extraction (FinRE). 1) **Sentiment Analysis**. It is the process of analyzing and labeling the sentiment expressed in financial texts as "Negative(消极)", "Neutral(中性)" and "Negative(消极)" (Sohangir et al., 2018). We used the FE (Lu et al., 2023) dataset sourced from Stockbar and Xueqiu websites. We also utilized the StockB<sup>3</sup> dataset, which focuses on the finance in among data from ten domains. 2) **Semantic Matching**. It determines if financial texts or sentences are semantically similar ("是(YES)" or "否(NO)"), using two datasets: the Bank Question Corpus (BQC) (Chen et al., 2018) from Chinese bank customer logs and the Ant Financial Question Matching Corpus (AFQMC) (Xu et al., 2020) from the Alipay competition, both utilizing binary classification for match identification. 3) **Negative Judgment**. It focuses on identifying finance and economics-related negativity, distinct from general financial sentiment analysis. Leveraging the FinNSP dataset (Lu et al., 2023) sourced from social media, it uses "是(YES)" to label data containing negative information and "否(NO)" for those without. 4) **News Classification**. It is to categorize news into 2 or multiple-class label, such as "股票市场(stock market)", "外汇(foreign exchange)", "宏观经济(macro-economics)", and more. We use the FinNL (Lu et al., 2023) dataset, sourced from financial news websites like Sina Finance, Tencent Finance, Phoenix Finance, 36Kr, and Huxiu. It includes binary (NL) and multi-class (NL2) labeled data. 5) **Answer Selection**. FinEval (Zhang et al., 2023b) and AntGroup evaluates financial rea-

<sup>3</sup><https://huggingface.co/datasets/kuroneko5943/stock11>

soning by selecting the correct option ("A", "B", "C", "D) in a financial context. The dataset<sup>4</sup> includes 4,661 questions covering finance, economy, accounting, and certifications. We’ve compiled data for ten key finance subjects as FinEvalF. 6) **Relationship Extraction**. It aims to provide the types of connections, dependencies, and associations between entities. We gathered the FinRE dataset (Lu et al., 2023) and named it RE, which includes financial news articles along with head-tail entity pairs, covering 44 relationship categories (e.g., "合作(cooperation)", "持股(shareholding)", etc.), including the "未知(unknown)" relation.

For **ZH-EXT**, our dataset includes question answering (FinQA), named entity recognition (FinER), and event detection (FinED). 1) **Question Answering**. It aims to extract accurate answers from the given text to answer questions related to an event mentioned in the text. We have collected a dataset named QA to differentiate from the English dataset FinQA (Lu et al., 2023) with the same name. 2) **Named Entity Recognition(NER)**. It aims to identify entity names and types labeled as individuals ("个人(PER)"), organizations ("组织(ORG)"), or locations ("地点(LOC)") in financial text. We utilize the the comprehensive NER dataset, referred to as CNER in (Jia et al., 2020). 3) **Event Detection**. It involves recognizing and comprehending specific incidents beyond industry categorization. We collect four different financial challenge datasets<sup>5</sup> from China Conference on Knowledge Graph and Semantic Computing (CCKS), named as 19CCKS, 20CCKS, 21CCKS and 22CCKS, respectively. Unlike similar work (Lei et al., 2023) that focuses on detecting 254 different event types in four categories (industry-related, macrography-related, market-related, and company-related), our collected and organized data further includes the task of identifying causal relationships between events (原因事件类型/Cause event type→结果事件类型/Result event type).

For **ZH-PRE**, we focus on the **Stock Prediction** (FinSP) task. It involves categorizing stocks into three categories ("表现不佳(underperforming)", "跑赢大盘(outperforming the market)", "中性(neutral)") by combining stock data and financial news. We collected the StockA dataset (Zou

<sup>4</sup>[https://github.com/alipay/financial\\_evaluation\\_dataset](https://github.com/alipay/financial_evaluation_dataset)

<sup>5</sup>[https://www.biendata.xyz/competition/{ccks\\_2019\\_4,ccks\\_2020\\_4\\_1,ccks\\_2021\\_task6\\_2,ccks2022\\_eventext}](https://www.biendata.xyz/competition/{ccks_2019_4,ccks_2020_4_1,ccks_2021_task6_2,ccks2022_eventext})

et al., 2022), features stock-specific news and factors for China’s A-shares market, including minute-level price history, setting it apart from similar datasets (Xu and Cohen, 2018; Zhou et al., 2021) by offering comprehensive data on individual stocks.

For **ZH-GEN**, we include the *Text Summarization* (FinTS) task. The goal is to distill intricate financial details into succinct summaries. We curated the FinNA dataset (Lu et al., 2023), known as NA, by extracting information from research reports and specifically honing in on their abstracts.

### 3.2.2 English Financial Datasets

For English, we utilize datasets from PIXIU (Xie et al., 2023b), a comprehensive source for English financial data tailored for FinLLMs. The dataset includes five tasks in financial NLP: classification (EN-CLS), prediction (EN-PRE), extraction (EN-EXT), reasoning (EN-REA) and data-out-of-field (dof) task not used for training LLMs (EN-DOF).

For **EN-CLS**, our dataset consists of the following three tasks: sentiment analysis (FinSA), headline classification (FinHC) and credit classification (FinCC). 1) *Sentiment Analysis*. We used the Financial Phrase Bank (FPB) (Malo et al., 2014) and FiQA-SA (Maia et al., 2018) dataset. FPB comprises a human-annotated phrase bank for financial and economic texts, while FiQA-SA primarily originates from social data, including microblogs, news. 2) *Headline Classification*. We utilize the Headlines dataset (Sinha and Khandait, 2021), containing news headlines from 2000 to 2019 related to "gold" and annotated with categories like price movements (up, down, stable), historical and future prices, general trends, and asset comparisons. 3) *Credit Classification*. It involves assessing a customer’s credit status based on a set of attributes and assigning a credit label of "good" or "bad" to the customer. We employed the two datasets, German (Hofmann, 1994) and Australian (Quinlan).

For **EN-PRE**, we approach *Stock Prediction* as a binary classification task (Soun et al., 2022), utilizing social media, financial news, and historical stock price data from the past five days to forecast the next-day close price change rate. Classification criteria are: 1) Close price change rate > 0.50% is labeled "Rise"; 2) Close price change rate < -0.50% is labeled "Fall"; 3) Other cases are labeled as "Hold." We utilize three common English datasets: ACL18 (Xu and Cohen, 2018), CIKM18 (Wu et al., 2018), and BigData22 (Soun et al., 2022).

For **EN-EXT**, we include the *NER* task. We use

the CoNLL-2003 dataset (Alvarado et al., 2015) named as NER including sentences from public financial agreements via U.S. SEC filings. It includes four annotated entity types: Location ("LOC"), Organisation ("ORG"), Person ("PER"), and Miscellaneous ("MISC").

For **EN-REA**, We include the *Question Answering* task distinct from Chinese, additionally incorporating stock time series and tables to infer answers. We utilized the datasets FinQA (Chen et al., 2021) and ConvFinQA (Chen et al., 2022). FinQA comprises expert-written financial reports of S&P 500 companies, sourced from FinTabNet (Zheng et al., 2021). ConvFinQA expands on FinQA, allowing multi-turn conversations.

Additionally, we introduce **EN-OFT** including NER, text summarization (FinTS) and hawkish-dovish classification (FinDC) task. 1) *Named Entity Recognition*. In NER task, we utilize the FINER-ORD (Shah et al., 2023b) dataset, which provides labels for entities such as "PER", "LOC", and "ORG". 2) *Text Summarization*. For this task, we use two datasets: ECTSUM (Mukherjee et al., 2022) and EDTSUM (Zhou et al., 2021). ECTSUM involves extracting key sentences from texts, while EDTSUM focuses on generating fitting news headlines through abstractive summarization. 3) *Hawkish-dovish Classification*. FinDC aims to classify sentences from monetary policy texts into a "hawkish" or "dovish" stance, unlike FinSA, using the FOMC (Shah et al., 2023a) dataset.

### 3.2.3 Translation Datasets

To enhance the model’s bilingual and cross-lingual capabilities, we utilized ChatGPT to translate 8 English datasets (ZH-TRA) spanning 4 tasks: FinSA, FinSP, FinHC, and FinQA, into Chinese. We fully translated datasets for text-centric tasks like FinSA and FinHC, while translating only the validation sets for the more intricate FinSP and FinQA tasks. The English FinSA datasets FPB and FiQA-SA were rendered as CFPB and CFiQA-SA in Chinese, featuring sentiment labels: "消极(Negative)", "中性(Neutral)", and "积极(Positive)". The Headlines dataset was transformed into CHeadlines in Chinese, with labels "是(Yes)" and "否(No)". For QA tasks like EnQA and ConvFinQA, we tailored prompts to preserve vital information such as tables, stock names, resulting in new Chinese datasets named CEnQA and CConvFinQA. In FinSP tasks like ACL18, CIKM18, and BigData22, we employed regular expressions to ex-

tract text containing task prompts and stock descriptions. Subsequently, by using human-crafted translation prompts, we translated the text while retaining stock details like stock tickers and historical stock prices, yielding translated Chinese datasets named CACL18, CCIKM18, and CBigData22, respectively. To maintain data quality, we removed error-prone or untranslatable data. Our translation method example is available in Appendix Figure 5.

#### 4 ICE-FIND: Bilingual Financial Instruction Data

Base on the raw datasets, we further construct our bilingual Chinese-English Financial Instruction Dataset (ICE-FIND), covering 13 tasks and 36 datasets with 604k data samples in total, as detailed in Appendix Table 7. This dataset compilation combined raw data with expertly devised prompts, generating 30-40 unique prompts for each dataset. However, it is important to note that expert-authored prompts may not always accurately reflect the quality of the generated results. We assessed these prompts through human evaluations<sup>6</sup> focusing on accuracy, naturalness, and informativeness using a 1-3 scale, to identify the most effective ones. These prompts were tested on various LLMs such as Bing Chat, ChatGLM using the ChatALL platform (Sun, 2024), showing satisfactory performance in most cases.

```
{ "id": "{data_id}",
  "conversations":
  [
    { "from": "human", "value": "Your {prompt} and {context} text"},
    { "from": "agent", "value": "{Your answer}" }
  ],
  "text": "context text", "label": "{Your label}"
}
```

Figure 3: The format of the instruction dataset.

To handle prompt variations across LLMs, we adopt two strategies. For English tasks, we match each data with all prompts except for FinQA and ConvFinQA. For Chinese tasks, we randomly select a prompt for each data due to the larger scale of the raw data. Finally, we convert the raw datasets into instruction-tuning samples by restructuring expert prompts<sup>7</sup>, input texts, and responses. The instruction data was structured in JSON format (Figure 3). `{data_id}` represents the ID of each

<sup>6</sup>Examples and their translations are shown in Appendix Figure 8

<sup>7</sup>Examples are presented in Appendix Table 10

data, `{prompt}` is the task-specific prompt, `{context}` refers to the input data, `{Your answer}` denotes the expected answer, and `{Your label}` represents the truly answer.

#### 5 ICE-INTERN: Bilingual Financial Large Language Model

Upon evaluating performance of various backbone LLMs on ICE-FLARE, we explore InternLM-7B to build ICE-INTERN-7B with the ICE-FIND. To assess the impact of different data types on fine-tuning ICE-INTERN, we gradually incorporate the DLC, DLE, DTT and DTE datasets during the fine-tuning process to create variants of ICE-INTERN named ICE-INTERN-dlc-7B, ICE-INTERN-dle-7B, ICE-INTERN-dtt-7B, and ICE-INTERN-full-7B, respectively. We use the same set of fine-tuning hyper-parameters for all models, which are described below. To improve the model’s capability in handling long text, we employ an advanced fine-tuning technique called QLoRA (Hu et al., 2021) to enhance the training process, leading to optimized memory usage and faster training times. Specifically, the training sequences are uniformly cut to a length of 2048 tokens. Then, we use AdamW optimizer with an initial learning rate  $5e-5$  on weight decay  $1e-5$  for all parameters. Additionally, the warmup steps are set to 1% of the total training steps. Finally, we fine-tune model total 1 epoch in batch size of 24 on 8 A100 40GB GPUs. Due to the growing volume of fine-tuning data and constraints on our computational resources, we have opted not to proceed with additional fine-tuning of ICE-INTERN using larger parameters.

#### 6 ICE-FLARE: Bilingual Financial Evaluation Benchmark

Based on ICE-FIND, we design our bilingual multi-task evaluation benchmark, ICE-FLARE. The existing benchmarks ([1] FLARE (Xie et al., 2023b), [2] CFBenchmark (Lei et al., 2023), [3] FinCUGE (Chen et al., 2023), [4] FLUE (Shah et al., 2022), [5] Fineval (Zhang et al., 2023b), [6] CGCE (Zhang et al., 2023c)) compared for ICE-FLARE are listed in Table 2. Unfortunately, they are all designed exclusively for either Chinese or English. ICE-FLARE has highlighted its superiority over FLUE in English through FLARE benchmark (Xie et al., 2023b). From Table 2, it is evident that ICE-FLARE introduces bilingual capabilities, significantly surpasses these benchmarks

Table 2: The details of specific task, evaluation metric, language type, dataset name and test size in ICE-FLARE. "Cover" indicates whether (Yes  $\checkmark$  and No  $\times$ ) the public evaluation benchmark ([1]FLARE, [2]CFBenchmark, [3]FinCUGE, [4]FLUE, [5]Fineval, [6]CGCE) cover the specific task of ICE-FLARE.

Specific Task	Metric	Lang	Data	Test	Cover						
					[1]	[2]	[3]	[4]	[5]	[6]	
Sentiment Analysis	FinSA F1 Accuracy	zh	FE	2,020							
			StockB	1,962							
			CFPB	970	$\checkmark$	$\checkmark$	$\checkmark$	$\checkmark$	$\times$	$\times$	$\times$
			CFiQA-SA	233							
		en	FPB	970							
			FiQA-SA	235							
Semantic Matching	FinSM F1 Accuracy	zh	Corpus	10,000	$\times$	$\times$	$\times$	$\times$	$\times$	$\times$	
			AFQMC	4,316							
News Classification	FinNC F1 Accuracy	zh	NL	884	$\times$	$\checkmark$	$\checkmark$	$\times$	$\times$	$\times$	
			NL2	884							
Negative Judgment	FinNJ F1 Accuracy	zh	NSP	500	$\times$	$\times$	$\checkmark$	$\times$	$\times$	$\times$	
Answer Selection	FinAS F1 Accuracy	zh	FinevalF	222	$\times$	$\times$	$\checkmark$	$\times$	$\checkmark$	$\times$	
Stock Prediction	FinSP F1 Accuracy MCC	zh	StocKA	1,477							
			CACL18	511							
			CBigData18	159							
			CCIKM18	86	$\checkmark$	$\times$	$\times$	$\times$	$\times$	$\times$	
					en	ACL18	3,720				
			BigData18	1,472							
			CIKM18	1,143							
Relationship Extraction	FinRE F1 Accuracy	zh	RE	1,489	$\times$	$\times$	$\checkmark$	$\times$	$\times$	$\times$	
Headline Classification	FinHC Avg F1	zh	CHeadlines	2,051	$\checkmark$	$\times$	$\times$	$\checkmark$	$\times$	$\times$	
		en	Headlines	20,547							
Credit Classification	FinCC F1 Accuracy MCC	en	German	200	$\times$	$\times$	$\times$	$\times$	$\times$	$\times$	
			Australian	139							
Hawkish-dovish Classification	FinDC F1 Accuracy	en	FOMC	496	$\times$	$\times$	$\times$	$\times$	$\times$	$\times$	
Question Answering	FinQA EM Accuracy	zh	QA	2,469							
			CEnQA	133							
			CConFinQA	237	$\checkmark$	$\checkmark$	$\checkmark$	$\checkmark$	$\checkmark$	$\times$	
					en	EnQA	1,147				
			ConFinQA	1,490							
Entity Recognition	FinER F1 Entity F1	zh	CNER	337	$\checkmark$	$\checkmark$	$\checkmark$	$\checkmark$	$\times$	$\times$	
			en	NER	98						
			en	FINER-ORD	1,075						
Event Detection	FinED F1 Recall Precision	zh	19CCKS	2,936							
			20CCKS	9,159	$\times$	$\checkmark$	$\times$	$\times$	$\times$		
			21CCKS	1,400							
			22CCKS	11,829							
Text Summarization	FinTS Rouge BERTScore BARTScore	zh	NA	3,600							
		en	ECTSUM	495	$\times$	$\checkmark$	$\checkmark$	$\times$	$\times$		
		en	EDTSUM	2000							
Open Source		$\checkmark$			$\checkmark$	$\checkmark$	$\checkmark$	$\checkmark$	$\times$		
Task Total		14			5	6	8	4	1		
Data Total		95k			43k	4k	11k	4k	5k	0.2k	

on task diversity and data scalability. Despite FinCUGE having a higher number of financial evaluation tasks, the difference in dataset size compared to ICE-FLARE is nearly 8 times. These public benchmarks have provided valuable refer-

ences and inspiration for constructing the test set, making ICE-FLARE more comprehensive in terms of task coverage, metric diversity, and sample quantity. However, they still face challenges in evaluating the bilingual capabilities in Chinese-English and severely lack DOF tasks (e.g., FinDC) to test the robustness of the models. In conclusion, ICE-FLARE, which offers a bilingual evaluation benchmark and a more comprehensive assessment of diversity tasks, is necessary for improving performance and linguistic capabilities of FinLLMs.

## 7 Experiments

### 7.1 Evaluation Setup

In addition to the FinLLMs we mentioned earlier, such as CFGPT, DISC-FinLLM, FinMA, we also select the representative and outstanding LLMs for evaluating performance. 1) **ChatGPT** (OpenAI (Brown et al., 2020)): ChatGPT-3.5-Turbo and GPT4, developed by OpenAI, are widely recognized LLMs with versatile functionalities. 2) **LLaMa** (Touvron et al., 2023): LLaMa and advanced LLaMa2 are powerful LLMs developed by Meta AI, with parameter sizes ranging from 7 billion to 650 billion. 3) **Baichuan** (Yang et al., 2023a): It is a LLM developed by Baichuan-inc for Chinese and English NLP tasks, available in Baichuan-7B and Baichuan-7B-Chat variants. 4) **ChatGLM** (Du et al., 2021): It is an advanced bilingual LLM developed by Tsinghua University and ZhiPu AI, with versions like ChatGLM2-6B and ChatGLM3-6B. 5) **BLOOM** (Muennighoff et al., 2022): It developed by the BigScience team, is a versatile LLM with parameter sizes ranging from 560M to 176B, including Bloomz-7B1. 6) **InternLM** (Team, 2023): InternLM is a language model developed by SenseTime, featuring different parameter configurations such as InternLM-7B. 7) **Qwen** (Bai et al., 2023): It is a series of advanced LLMs introduced by Alibaba Cloud, including Qwen-7B for conversational capabilities in Chinese.

Following (Li et al., 2023b; Xie et al., 2023b), we use two common used zero-shot and few-shot methods to evaluate model performance.

### 7.2 Results

(1) **Benchmark Evaluation Performance** The bilingual ICE-FLARE benchmark results are shown in Table 3. As shown in Table 3, the performance of ICE-INTERN and its variants in mono-



Table 3: The performance of different 6B-7B general LLMs, baseline FinLLMs and variants of ICE-INTERN on the ICE-FLARE benchmark. All performance results are based on the average results of the NLP tasks including classification (CLS), extraction (EXT), reasoning (REA), prediction (PRE), generation (GEN), translation (TRA), and data-out-of-field (DOF) serving as the final evaluation criteria of ICE-FLARE benchmark. Results with " \_ " indicate the best results among models excluding ChatGPT.

Model	ZH-CLS	ZH-PRE	ZH-EXT	ZH-GEN	ZH-TRA	ZH-Avg	EN-CLS	EN-PRE	EN-EXT	EN-REA	EN-OFT	EN-Avg	Bi-Avg	CLS-Avg	PRE-Avg	EXT-Avg
Bloomz-7B1	0.170	0.131	0.038	-1.650	0.240	-0.214	0.406	0.238	0.000	<u>0.005</u>	-1.238	-0.118	-0.166	0.288	0.185	0.019
Baichuan-7B	0.202	0.000	0.005	-2.097	0.241	-0.330	0.264	0.248	0.000	0.000	-1.246	-0.147	-0.238	0.233	0.124	0.003
Baichuan2-7B	0.005	0.000	0.001	-2.262	0.179	-0.415	0.173	0.226	0.000	0.000	-1.307	-0.182	-0.299	0.089	0.113	0.001
LLaMa2-7B	0.205	0.000	0.001	-1.262	0.294	-0.152	0.271	0.243	0.012	0.000	-1.214	-0.138	-0.145	0.238	0.122	0.007
ChatGLM2-6B	0.036	0.000	0.005	-2.265	0.179	-0.409	0.205	0.225	0.000	0.000	-1.298	-0.174	-0.291	0.121	0.113	0.003
ChatGLM3-6B	0.391	0.220	0.013	-1.031	0.311	-0.019	0.434	0.262	0.248	0.000	<u>-0.833</u>	<u>0.022</u>	0.002	0.413	0.241	0.131
Qwen-7B	0.327	0.154	0.001	-1.185	0.295	-0.082	0.454	0.226	0.012	0.000	-1.173	-0.096	-0.089	0.391	0.190	0.007
ChatGPT	0.432	0.422	0.039	-1.693	0.311	-0.098	0.430	0.262	0.770	0.590	-0.719	0.267	0.084	0.431	0.342	0.405
GPT-4	0.549	0.383	0.098	-1.577	0.266	-0.056	<b>0.618</b>	<b>0.283</b>	<b>0.830</b>	<b>0.695</b>	<b>-0.640</b>	<b>0.357</b>	<b>0.151</b>	<b>0.584</b>	0.333	0.464
InternLM-7B	0.277	0.003	0.001	-1.119	0.272	-0.113	0.301	0.236	0.000	0.000	-1.251	-0.143	-0.128	0.289	0.120	0.001
CFGPT-sft-7B	0.211	0.050	0.011	-2.017	0.272	-0.295	0.242	0.224	0.000	0.000	-1.265	-0.160	-0.227	0.227	0.137	0.006
DISC-FinLLM-13B	0.290	0.315	0.022	-1.858	0.290	-0.188	0.446	0.236	0.039	0.002	-1.158	-0.087	-0.138	0.368	0.276	0.031
FinMA	0.229	0.000	0.016	-2.009	0.250	-0.303	0.371	0.233	<u>0.392</u>	0.000	-1.187	-0.038	-0.171	0.300	0.117	0.204
ICE-INTERN-dlc-7B	0.598	0.340	0.020	-1.762	0.337	-0.093	0.331	<u>0.282</u>	0.000	0.000	-1.227	-0.123	-0.108	0.465	0.311	0.010
ICE-INTERN-dle-7B	0.607	<b>0.637</b>	<b>0.569</b>	-1.024	0.327	0.223	0.334	0.275	0.006	0.000	-1.203	-0.118	0.053	0.471	<b>0.456</b>	0.288
ICE-INTERN-dtt-7B	<u>0.607</u>	<u>0.630</u>	0.566	<u>-1.024</u>	<b>0.448</b>	<u>0.245</u>	0.357	0.268	0.000	0.000	-1.182	-0.111	0.067	0.482	<u>0.449</u>	0.283
ICE-INTERN-full-7B	<b>0.631</b>	0.617	<u>0.567</u>	<b>-0.972</b>	0.409	<b>0.250</b>	0.494	0.250	0.362	0.000	-1.193	-0.017	<u>0.117</u>	0.563	0.434	<b>0.465</b>

lingual settings significantly favors Chinese over English, both across various tasks and in overall average performance. In English, the overall average performance of fully fine-tuned ICE-INTERN-full is slightly weaker than that of ChatGPT. However, across individual tasks, except for ChatGPT, ICE-INTERN and its variants perform best in the CLS and PRE NLP tasks, while their performance in the REA and OFT NLP tasks is not particularly remarkable, sometimes even weaker than other models such as FinMA and Bloomz-7B1. This indicates that full fine-tuning ICE-INTERN-full leads to a substantial overall improvement, offsetting some subpar task performances. Furthermore, we observed that apart from GPT4, fully fine-tuned ICE-INTERN-full demonstrates superior performance in bilingual tasks, particularly evident in the PRE and EXT tasks. **(2) Model Balanced Performance** As shown in Figure 4, A demonstrates that ICE-INTERN excels in specific tasks, particularly those involving DLC, DLE, and DTT data types, showcasing strong Chinese language capabilities. However, in D-E, it slightly lags behind GPT4 in English and DOF tasks, a distinction notably evident in F. Within G, ICE-INTERN excels in 10 Chinese-English bilingual NLP tasks, except in English reasoning and DOF tasks. H further confirms ICE-INTERN’s overall superiority in handling tasks in both English and Chinese, particularly excelling in Chinese.

We also draw the conclusions from the detailed results in Appendix Table 11 .

**(3) Model Detail Performance** Among the total of 63 specific-task metrics, ICE-INTERN variants

achieves optimal performance in approximately 68%. Among them, ICE-INTERN-Full, which fine-tuned on the entire dataset, exhibits the highest percentage of all tasks with the best performance. This fully demonstrates the exceptional superiority of ICE-INTERN and highlights the importance of domain instruction fine-tuning in improving the performance of FinLLMs. InternLM overall outperforms LLaMA2, which fully validates our choice of using InternLM instead of LLaMA2 as the backbone model used in similar work (Yang et al., 2023c; Wu et al., 2023; Xie et al., 2023b). We observe that that DLC has little impact for ICE-INTERN-dlc-7B. New introduction of DLE further improves the performance of ICE-INTERN-dle-7B significantly. Conversely, introducing DTT for fine-tuning ICE-INTERN-dtt-7B does not result in an improvement and instead leads to decrease. Finally, incorporating DTE for fine-tuning ICE-INTERN-Full-7B demonstrates a substantial improvement. Our discoveries align with prior research (Chen et al., 2023; Xie et al., 2023b), illustrating the efficacy of the InternLM backbone in DLC. Additionally, diverse DLE data types encompassing comprehension and reasoning tasks prove essential for optimizing performance. Moreover, our results underscore the detrimental impact of poor-quality translation datasets on fine-tuned model efficacy. These insights pave the way for innovative advancements in LLM research within the finance domain. **(4) Bilingual Proficiency Analysis** In the cross-lingual tasks of FinHC, FinSA, and FinSP, the ICE-INTERN-Full model exhibits performance improvements ranging from approx-

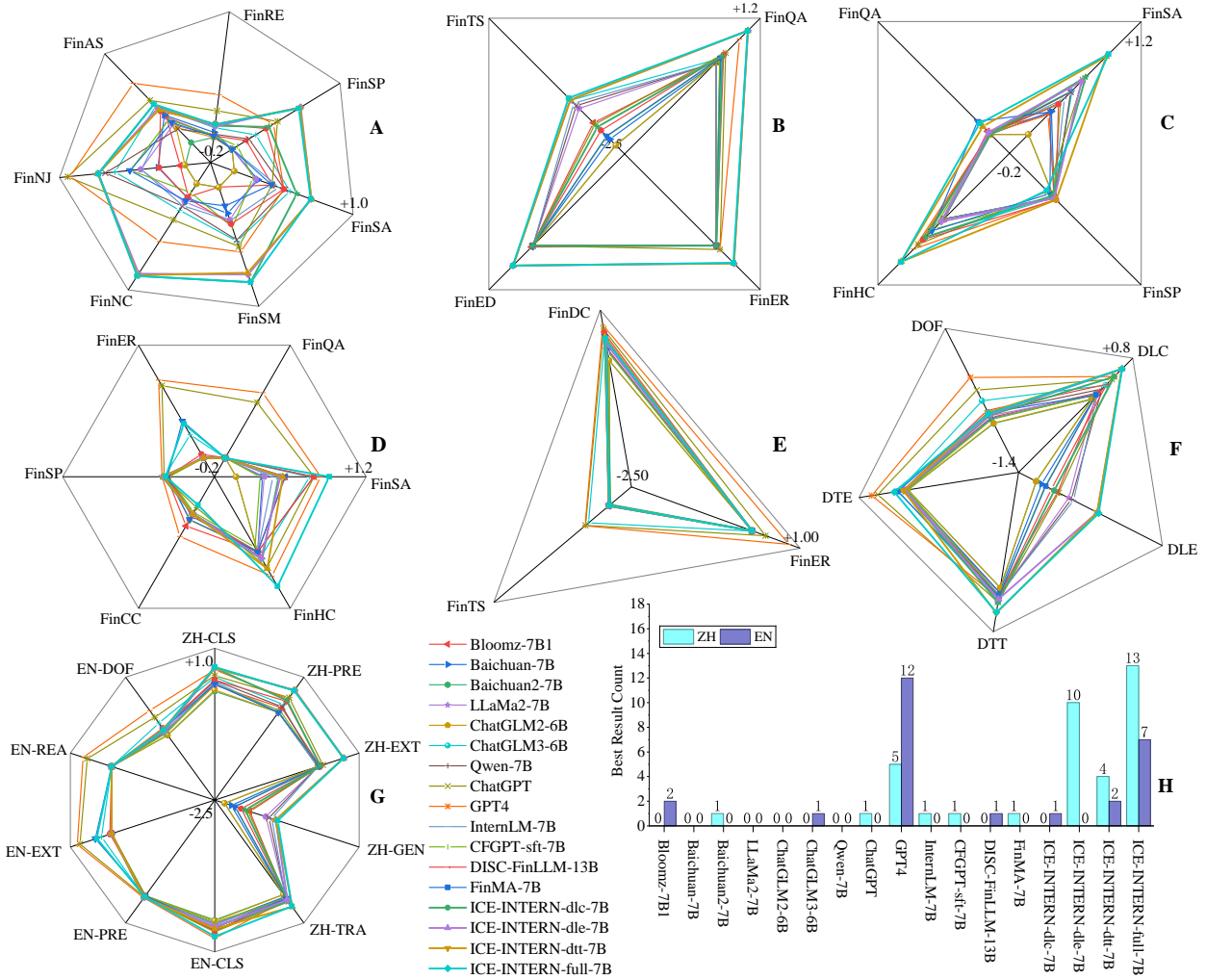


Figure 4: A radar chart of average metrics for different data types (DLC (A), DLE (B), DTT (C), DTE (D), DOF (E)) on their included specific tasks, 5 data types (F), 10 bilingual NLP tasks (G), along with the best result count of all specific-task metrics on both Chinese (ZH) and English (EN) data (H), in general LLMs, FinLLMs, ICE-INTERN variants. Referencing the FinSM’s average metric, take the average the F1 scores on the BQC and AFQMC datasets.

imately 1% to 10% when incorporating the corresponding translation data in fine-tuning LLMs for the same task. These findings suggest that the impact of supplementing the corresponding translation data on fine-tuning results is not as pronounced for shorter-text tasks (such as FinSA and FinHC) in DLC. However, when dealing with the long-text (including time-series data) task of FinSP in DLC, incorporating the corresponding translation data can significantly enhance the results. This is because short-text specific tasks involves relatively simple grammar and structure of the financial descriptions, and our ICE-INTERN models can already utilize sufficient information in Chinese for answer reasoning. However, when dealing with longer and more complex texts such as those containing time, historical stock prices, and tweets,

our ICE-INTERN models benefit from the inclusion of English data, which enhances its ability to reason with contextual information. These observations highlight the importance of considering the length and complexity of the text when determining the effectiveness of incorporating translation data for fine-tuning LLMs in cross-lingual tasks. **(5) Defect Case Analysis** Despite the strengths exhibited by our ICE-INTERN models on known tasks, they under perform relative to GPT4 on unseen tasks like FinDC, FINER, and FinST in DOF data types, which have not been fine-tuned. This performance gap suggests that a more diverse set of domain-specific tasks is needed for effective fine-tuning. Specifically, in FinST tasks, we utilize a sophisticated prompt design that involves generating label sequences directly. However, our

fine-tuned models consistently struggle to produce outputs in the desired formats. Even models like larger-parameter ChatGPT-3.5 and GPT4, which demonstrate some capability for token labeling in FinER, face difficulties in generating labels and summaries for ECTSUM and EDTSUM in FinST, especially when confronted with longer contextual information. Our conclusion aligns with PIXIU, suggesting that for unfamiliar tasks within current FinLLMs, it will be imperative to furnish more extensive domain-specific tasks and instructional data in the future to further enhance model performance.

### 7.3 Practical Examples

To demonstrate the practical application of ICE-PIXIU, we have provided examples of model response as shown in Appendix Table 12. It can be concluded that ICE-INTERN provides more accurate responses in tasks such as FinED, FinNC, and FinRE, and offers more comprehensive responses in tasks like FinER and FinQA. Particularly in FinER, ICE-INTERN is able to provide all entity names and their corresponding types. Overall, ICE-INTERN outperforms in accuracy and comprehensiveness in financial question answering.

## 8 Limitations

While this study has positive aspects, we acknowledge limitations: 1) **Parameter Constraints:** Limited resources hinder training models with over 7B parameters, impacting performance on large datasets. 2) **Backbone LLM Adaptability:** Fine-tuned model performance varies based on backbone model adaptability to specific tasks, requiring task-specific selection. 3) **Prompt Quality Variability:** Even with expert annotation, instruction prompts may perform differently across models, affecting model assessment. 4) **Risk of Misuse:** Open-source models facilitate research, but commercial misuse can lead to financial risks, necessitating effective regulation.

## 9 Conclusion

In conclusion, we presented innovative cross-lingual ICE-PIXIU financial framework, which consists of the pioneering cross-lingual bilingual financial LLM, ICE-INTERN, and the the evaluation benchmark, ICE-FLARE. The bilingual capability of ICE-INTERN empowers global finance by breaking language barriers, while ICE-FLARE enables comprehensive cross-lingual assessments

for various financial specific tasks. The open access nature of ICE-PIXIU promotes collaboration and research in financial NLP. The framework underscores the significance of different types of instruction data in enhancing performance. Moreover, the framework provides a unified solution for diverse financial applications and ensures reliable cross-lingual consistency through rigorous evaluation. Overall, ICE-PIXIU contributes to the progress of research and development in financial NLP, fostering innovation within the field.

## Acknowledgement

We would also like to acknowledge the financial support received from the General Program of Applied Basic Research Programs of Science and Technology Department of Yunnan Province (No.202301AT070184), the Science Research Fund Project of Education Department of Yunnan Province (No.2023J0019), the Key R&D Project of Hubei Province (No.2021BAA029) and the Open Project Program of Yunnan Key Laboratory of Intelligent Systems and Computing (No.ISC22Y08).

## References

- Josh Achiam, Steven Adler, Sandhini Agarwal, Lama Ahmad, Ilge Akkaya, Florencia Leoni Aleman, Diogo Almeida, Janko Altschmidt, Sam Altman, Shyamal Anadkat, et al. 2023. Gpt-4 technical report. *arXiv preprint arXiv:2303.08774*.
- Julio Cesar Salinas Alvarado, Karin Verspoor, and Timothy Baldwin. 2015. Domain adaption of named entity recognition to support credit risk assessment. In *Proceedings of the Australasian Language Technology Association Workshop 2015*, pages 84–90.
- Dogu Araci. 2019. Finbert: Financial sentiment analysis with pre-trained language models. *arXiv preprint arXiv:1908.10063*.
- Jinze Bai, Shuai Bai, Yunfei Chu, Zeyu Cui, Kai Dang, Xiaodong Deng, Yang Fan, Wenbin Ge, Yu Han, Fei Huang, et al. 2023. Qwen technical report. *arXiv preprint arXiv:2309.16609*.
- Tom Brown, Benjamin Mann, Nick Ryder, Melanie Subbiah, Jared D Kaplan, Prafulla Dhariwal, Arvind Neelakantan, Pranav Shyam, Girish Sastry, Amanda Askell, et al. 2020. Language models are few-shot learners. *Advances in neural information processing systems*, 33:1877–1901.
- Jing Chen, Qingcai Chen, Xin Liu, et al. 2018. The bq corpus: A large-scale domain-specific chinese corpus for sentence semantic equivalence identification.

- In *Proceedings of the 2018 Conference on Empirical Methods in Natural Language Processing*, pages 4946–4951.
- Wei Chen, Qiushi Wang, Zefei Long, Xianyin Zhang, Lu, et al. 2023. Disc-finllm: A chinese financial large language model based on multiple experts fine-tuning. *arXiv preprint arXiv:2310.15205*.
- Zhiyu Chen, Wenhu Chen, Charese Smiley, Sameena Shah, Iana Borova, Dylan Langdon, Reema Moussa, Matt Beane, Ting-Hao Huang, Bryan Routledge, et al. 2021. Finqa: A dataset of numerical reasoning over financial data. *arXiv preprint arXiv:2109.00122*.
- Zhiyu Chen, Shiyang Li, Charese Smiley, Zhiqiang Ma, Sameena Shah, and William Yang Wang. 2022. Con-finqa: Exploring the chain of numerical reasoning in conversational finance question answering. *arXiv preprint arXiv:2210.03849*.
- Kevin Clark, Minh-Thang Luong, Quoc V Le, and Christopher D Manning. 2020. Electra: Pre-training text encoders as discriminators rather than generators. *arXiv preprint arXiv:2003.10555*.
- Jacob Devlin, Ming-Wei Chang, Kenton Lee, and Kristina Toutanova. 2018. Bert: Pre-training of deep bidirectional transformers for language understanding. *arXiv preprint arXiv:1810.04805*.
- Zhengxiao Du, Yujie Qian, Xiao Liu, Ming Ding, Jiezhong Qiu, Zhilin Yang, and Jie Tang. 2021. Glm: General language model pretraining with autoregressive blank infilling. *arXiv preprint arXiv:2103.10360*.
- Hans Hofmann. 1994. Statlog (German Credit Data). UCI Machine Learning Repository. DOI: <https://doi.org/10.24432/C5NC77>.
- Edward J Hu, Yelong Shen, Phillip Wallis, Zeyuan Allen-Zhu, Yanzhi Li, Shean Wang, Lu Wang, and Weizhu Chen. 2021. Lora: Low-rank adaptation of large language models. *arXiv preprint arXiv:2106.09685*.
- Chen Jia, Yuefeng Shi, Qinrong Yang, and Yue Zhang. 2020. Entity enhanced bert pre-training for chinese ner. In *Proceedings of the 2020 Conference on Empirical Methods in Natural Language Processing (EMNLP)*, pages 6384–6396.
- Yang Lei, Jiangtong Li, Ming Jiang, Junjie Hu, Dawei Cheng, Zhijun Ding, and Changjun Jiang. 2023. Cfbenchmark: Chinese financial assistant benchmark for large language model. *arXiv preprint arXiv:2311.05812*.
- Jiangtong Li, Yuxuan Bian, Guoxuan Wang, Yang Lei, Dawei Cheng, Zhijun Ding, and Changjun Jiang. 2023a. Cfgpt: Chinese financial assistant with large language model. *arXiv preprint arXiv:2309.10654*.
- Xianzhi Li, Xiaodan Zhu, Zhiqiang Ma, Xiaomo Liu, and Sameena Shah. 2023b. Are chatgpt and gpt-4 general-purpose solvers for financial text analytics? an examination on several typical tasks. *arXiv preprint arXiv:2305.05862*.
- Dakuan Lu, Hengkui Wu, Jiaqing Liang, Yipei Xu, Qianyu He, Yipeng Geng, Mengkun Han, Yingsi Xin, and Yanghua Xiao. 2023. Bbt-fin: Comprehensive construction of chinese financial domain pre-trained language model, corpus and benchmark. *arXiv preprint arXiv:2302.09432*.
- Macedo Maia, Siegfried Handschuh, André Freitas, Brian Davis, Ross McDermott, Manel Zarrouk, and Alexandra Balahur. 2018. Www’18 open challenge: financial opinion mining and question answering. In *Companion proceedings of the the web conference 2018*, pages 1941–1942.
- Pekka Malo, Ankur Sinha, Pekka Korhonen, Jyrki Wallenius, and Pyry Takala. 2014. Good debt or bad debt: Detecting semantic orientations in economic texts. *Journal of the Association for Information Science and Technology*, 65(4):782–796.
- Niklas Muennighoff, Thomas Wang, Lintang Sutawika, Adam Roberts, Stella Biderman, Teven Le Scao, M Saiful Bari, Sheng Shen, Zheng-Xin Yong, Hailey Schoelkopf, et al. 2022. Crosslingual generalization through multitask finetuning. *arXiv preprint arXiv:2211.01786*.
- Rajdeep Mukherjee, Abhinav Bohra, Akash Banerjee, Soumya Sharma, Manjunath Hegde, Afreen Shaikh, Shivani Shrivastava, Koustuv Dasgupta, Niloy Ganguly, Saptarshi Ghosh, et al. 2022. Ectsum: A new benchmark dataset for bullet point summarization of long earnings call transcripts. *arXiv preprint arXiv:2210.12467*.
- Kunat Pipatanakul, Phatrsek Jirabovonvisut, Potsawee Manakul, Sittipong Sripaisarnmongkol, Ruangsak Patomwong, Pathomporn Chokchainant, and Kasima Tharnpipitchai. 2023. Typhoon: Thai large language models. *arXiv preprint arXiv:2312.13951*.
- Ross Quinlan. Statlog (Australian Credit Approval). UCI Machine Learning Repository. DOI: <https://doi.org/10.24432/C59012>.
- Agam Shah, Suvan Paturi, and Sudheer Chava. 2023a. Trillion dollar words: A new financial dataset, task & market analysis. *arXiv preprint arXiv:2305.07972*.
- Agam Shah, Ruchit Vithani, Abhinav Gullapalli, and Sudheer Chava. 2023b. Finer: Financial named entity recognition dataset and weak-supervision model. *arXiv preprint arXiv:2302.11157*.
- Raj Sanjay Shah, Kunal Chawla, Dheeraj Eidnani, Agam Shah, Wendi Du, Sudheer Chava, Natraj Raman, Charese Smiley, Jiaao Chen, and Diyi Yang. 2022. When flue meets flang: Benchmarks and large pre-trained language model for financial domain. *arXiv preprint arXiv:2211.00083*.

- Ankur Sinha and Tanmay Khandait. 2021. Impact of news on the commodity market: Dataset and results. In *Advances in Information and Communication: Proceedings of the 2021 Future of Information and Communication Conference (FICC)*, pages 589–601. Springer.
- Sahar Sohngir, Dingding Wang, Anna Pomeranets, and Taghi M Khoshgoftaar. 2018. Big data: Deep learning for financial sentiment analysis. *Journal of Big Data*, 5(1):1–25.
- Yejun Soun, Jaemin Yoo, Minyong Cho, Jihyeong Jeon, and U Kang. 2022. Accurate stock movement prediction with self-supervised learning from sparse noisy tweets. In *2022 IEEE International Conference on Big Data (Big Data)*, pages 1691–1700. IEEE.
- Zhigang Sun. 2024. Chat with all ai bots concurrently. <https://github.com/sunner/ChatALL>.
- InternLM Team. 2023. Internlm: A multilingual language model with progressively enhanced capabilities.
- Hugo Touvron, Thibaut Lavril, Gautier Izacard, Xavier Martinet, Marie-Anne Lachaux, , et al. 2023. Llama: Open and efficient foundation language models. *arXiv preprint arXiv:2302.13971*.
- Wg Wang. 2023. Awesome-llms-in-china. <https://github.com/wgwan/awesome-LLMs-In-China>.
- Yizhong Wang, Yeganeh Kordi, Swaroop Mishra, Alisa Liu, Noah A Smith, Daniel Khashabi, and Hananeh Hajishirzi. 2022. Self-instruct: Aligning language model with self generated instructions. *arXiv preprint arXiv:2212.10560*.
- Yunhe Wang, Hanting Chen, Yehui Tang, Tianyu Guo, Kai Han, et al. 2023. Pangu- $\pi$ : Enhancing language model architectures via nonlinearity compensation. *arXiv preprint arXiv:2312.17276*.
- Huizhe Wu, Wei Zhang, Weiwei Shen, and Jun Wang. 2018. Hybrid deep sequential modeling for social text-driven stock prediction. In *Proceedings of the 27th ACM International Conference on Information and Knowledge Management (CIKM)*, pages 1627–1630.
- Shijie Wu, Ozan Irsoy, Steven Lu, Vadim Dabravolski, Mark Dredze, Sebastian Gehrmann, Prabhajan Kam-badur, David Rosenberg, and Gideon Mann. 2023. Bloomberggpt: A large language model for finance. *arXiv preprint arXiv:2303.17564*.
- Qianqian Xie, Weiguang Han, Zhengyu Chen, Ruoyu Xiang, Xiao Zhang, Yueru He, Mengxi Xiao, Dong Li, Yongfu Dai, Duanyu Feng, et al. 2024. The fin-ben: An holistic financial benchmark for large language models. *arXiv preprint arXiv:2402.12659*.
- Qianqian Xie, Weiguang Han, Yanzhao Lai, Min Peng, and Jimin Huang. 2023a. The wall street neophyte: A zero-shot analysis of chatgpt over multimodal stock movement prediction challenges. *arXiv preprint arXiv:2304.05351*.
- Qianqian Xie, Weiguang Han, Xiao Zhang, Yanzhao Lai, Min Peng, Alejandro Lopez-Lira, and Jimin Huang. 2023b. Pixiu: A comprehensive benchmark, instruction dataset and large language model for finance. In *37th International Conference on Neural Information Processing Systems*.
- Liang Xu, Hai Hu, Xuanwei Zhang, Lu Li, Chenjie Cao, Yudong Li, Yechen Xu, Kai Sun, Dian Yu, Cong Yu, et al. 2020. Clue: A chinese language understanding evaluation benchmark. *arXiv preprint arXiv:2004.05986*.
- Yumo Xu and Shay B Cohen. 2018. Stock movement prediction from tweets and historical prices. In *Proceedings of the 56th Annual Meeting of the Association for Computational Linguistics*, pages 1970–1979.
- Aiyuan Yang, Bin Xiao, Bingning Wang, Borong Zhang, Ce Bian, Chao Yin, Chenxu Lv, Da Pan, Dian Wang, Dong Yan, et al. 2023a. Baichuan 2: Open large-scale language models. *arXiv preprint arXiv:2309.10305*.
- Hongyang Yang, Xiao-Yang Liu, and Christina Dan Wang. 2023b. Fingpt: Open-source financial large language models. *arXiv preprint arXiv:2306.06031*.
- Yi Yang, Yixuan Tang, and Kar Yan Tam. 2023c. Investlm: A large language model for investment using financial domain instruction tuning. *arXiv preprint arXiv:2309.13064*.
- Yi Yang, Mark Christopher Siy Uy, and Allen Huang. 2020. Finbert: A pretrained language model for financial communications. *arXiv preprint arXiv:2006.08097*.
- YangMu Yu. 2023. Cornucopia-llama-fin-chinese. <https://github.com/jerry1993-tech/Cornucopia-LLaMA-Fin-Chinese>.
- Boyu Zhang, Hongyang Yang, and Xiao-Yang Liu. 2023a. Instruct-fingpt: Financial sentiment analysis by instruction tuning of general-purpose large language models. *arXiv preprint arXiv:2306.12659*.
- Liwen Zhang, Weige Cai, Zhaowei Liu, Zhi Yang, Wei Dai, Yujie Liao, Qianru Qin, Yifei Li, Xingyu Liu, Zhiqiang Liu, et al. 2023b. Fineval: A chinese financial domain knowledge evaluation benchmark for large language models. *arXiv preprint arXiv:2308.09975*.
- Xuanyu Zhang, Bingbing Li, and Qing Yang. 2023c. Cgce: A chinese generative chat evaluation benchmark for general and financial domains. *arXiv preprint arXiv:2305.14471*.
- Xuanyu Zhang, Qing Yang, and Dongliang Xu. 2023d. Xuanyuan 2.0: A large chinese financial chat model with hundreds of billions parameters. In *Proceedings*

of the 32nd ACM International Conference on Information and Knowledge Management, pages 4435–4439.

Zhuosheng Zhang, Hanqing Zhang, Keming Chen, Yuhang Guo, Jingyun Hua, Yulong Wang, and Ming Zhou. 2021. Mengzi: Towards lightweight yet ingenious pre-trained models for chinese. *arXiv preprint arXiv:2110.06696*.

Xinyi Zheng, Douglas Burdick, Lucian Popa, Xu Zhong, and Nancy Xin Ru Wang. 2021. Global table extractor (gte): A framework for joint table identification and cell structure recognition using visual context. In *Proceedings of the IEEE/CVF Winter Conference on Applications of Computer Vision*, pages 697–706.

Zhihan Zhou, Liqian Ma, and Han Liu. 2021. Trade the event: Corporate events detection for news-based event-driven trading. *arXiv preprint arXiv:2105.12825*.

Jinan Zou, Haiyao Cao, Lingqiao Liu, Yuhao Lin, Ehsan Abbasnejad, and Javen Qinfeng Shi. 2022. Astock: A new dataset and automated stock trading based on stock-specific news analyzing model. *arXiv preprint arXiv:2206.06606*.

## Appendix

### A Examples of Context and Answer in Financial Task

Table 4-6 presents the examples of context description and annotated answer in various financial task in Chinese, English and translation datasets.

### B Details Information of Raw Data Statistics

Table 7 presents the specifics of the raw data used to construct the Chinese-English bilingual dataset

for multi-task financial instruction tuning.

### C Example of Chinese Dataset Translation

Figure 5 presents the example of translating Big-Data22 into Chinese CBigData22 Chinese dataset using human-written specific translation prompts.

### D Human Evaluation for Expert-written Prompts

Table 8-9 presents the example of human evaluation for domain-expert written prompts on various financial specific task

### E Examples of Instruction Prompt in Chinese Task

Table 10 presents the example of the Chinese prompt and corresponding English translation for each specific financial task.

### F Evaluation Results of LLMs, FinLLMs and ICE-INTERN variants

Table 11 presents the detailed evaluation results of different 6B-7B LLMs, baseline FinLLMs and variants of ICE-INTERN on the ICE-FLARE benchmark.

### G Examples of Query Response among Various LLMs

Table 12 presents the examples of query input and response among various LLMs on some specific financial task.

FE	Context: 国检集团和华测检测哪个比较漂亮? 业务都差不多, 都是检测, 并且国检持有碳交易股份, 两个都买了。 Answer: 金融的报道偏向 <b>积极</b> 评价。
StockB	Context: 中烟集团金融网站,融通租赁注册100亿! 揭牌仪式有望。 Answer: 金融的报道偏向 <b>中性</b> 评价。
CFPB	Context: 维萨拉在2007年第三季度的净利润从2006年同期的680万欧元(980万美元)降至300万欧元(430万美元)。 Answer: 金融的报道偏向 <b>消极</b> 评价。
CFiQA-SA	Context: SCERN-在50和200MA上方整合,这里是很好的长期进入点, 止损位于10MA以下-目标区域\$70。 Answer: 金融的报道偏向 <b>积极</b> 评价。
FPB	Context: Hearst will be able to consolidate about 20% of all Russian market for advertising in press after the purchase. Answer: Sentiment analysis of financial news is <b>positive</b> .
FiQA-SA	Context: \$SLV-4.44% at 18 now AWFUL, down from 42.50 Answer: Sentiment analysis of financial news is <b>negative</b> .
BQC	Context: 1:两个小时还没有等到确认电话怎么办? 明天会继续联系嘛? 2:下次借款是否不需要电话确认 Answer: 两个金融表达语义 <b>不是</b> 相似的。
AFQMC	Context: 1:借呗还款日当天不能再借款吗 2:蚂蚁借呗要一次性还清才能再借吗 Answer: 两个金融表达语义 <b>是</b> 相似的。
NL	Context: [中航泰达: 拟购买包钢节能34%股权]中航泰达公告, 公司拟以2.09亿元现金认购包钢节能新增注册资本1.28亿元, 同时以2.59亿元受让北方稀土持有标的公司的1.59亿元注册资本。本次交易前, 北方稀土直接持有包钢节能100%股权。本次交易完成后, 公司将直接持有包钢节能34%的股权。 Answer: 报道涉及 <b>中国</b> 区域。
NL2	Context: 欧股集体高开, 德国DAX30指数涨0.44%, 英国富时100指数涨1.29%, 法国CAC40指数涨0.7%, 欧洲斯托克50指数涨0.63%。 Answer: 报道涉及 <b>国际</b> 大盘。
NSP	Context: 钱宝网张小雷涉嫌集资诈骗罪被检方提起公诉中国基金报。实体: 钱宝网;钱宝 Answer: 所给实体 <b>是</b> 含有负面消息。
CHeadlines	Context: 在亚洲早盘, 金价略有下跌, 市场正在关注美国的数据。 Answer: 标题中 <b>是</b> 提到金价会下降的意见。
Headlines	Context: Gold holds near 3-1/2 week low as investors opt for riskier assets. Answer: <b>Yes</b> , the headline suggests a downward direction for gold.
FinevalF	Context: 国债的偿债率是指()? Answer: 答案是 <b>C</b> :当年还本付息额占当年财政收入的比重。
QA	Context: 11月9日上午, 佛山市人民政府与徐工集团工程机械有限公司签约, 将在南海区建设总投资20亿元的广东生产基地项目。 Answer: 建设投资方是 <b>徐工集团</b> 。
CEnQA	Context: 下表比较了花旗五年普通股的累积总回报, 该股在纽约证券交易所上市, 代码为201cc201d。日期, 花旗, 标普500, 标普金融指数; 2012-12-31, 100.0, 100.0, 100.0; 2013-12-31, 131.8, 132.4, 135.6; 2014-12-31, 137.0, 150.5, 156.2; 2015-12-31, 131.4, 152.6, 153.9; 2016-12-31, 152.3, 170.8, 188.9; 2017-12-31, 193.5, 208.1, 230.9。 Answer: 五年回报百分比 <b>0.935</b> 。
CConFinQA	Context: 以下是比较2007年和2008年净收入变动的分析, 金额(以百万计)。<table class='wikitable'><tr><td>1</td><td></td><td>金额(以百万计)</td></tr><tr><td>2</td><td>2007年净收入</td><td>\$991.1</td></tr><tr><td>3</td><td>零售电价</td><td>-17.1 (17.1)</td></tr><tr><td>4</td><td>购买的电力容量</td><td>-12.0 (12.0)</td></tr><tr><td>5</td><td>净批发收入</td><td>-7.4 (7.4)</td></tr><tr><td>6</td><td>其他</td><td>4.6</td></tr><tr><td>7</td><td>2008年净收入</td><td>\$959.2</td></tr></table>。 Answer: 2007年的净收入是 <b>\$991.1</b> 。
EnQA	Context: The following table provides a comparison of the accumulated total return of citi common stock over a period of five years, which is listed on the nyse under the ticker symbol 201cc201d. date, citi, s&p 500, s&p financials. 31-dec-2011, 100.0, 100.0, 100.0; 31-dec-2012, 150.6, 116.0, 128.8; 31-dec-2013, 198.5, 153.6, 174.7; 31-dec-2014, 206.3, 174.6, 201.3; 31-dec-2015, 197.8, 177.0, 198.2; 31-dec-2016, 229.3, 198.2, 243.4. Answer: The percent of the growth for s&p financials cumulative total return from 2013 to 2014 is <b>26.6</b> .
ConFinQA	Context: The following is an analysis comparing the changes in net income between 2007 and 2008. <table class='wikitable'><tr><td>1</td><td></td><td>amount (in millions)</td></tr><tr><td>2</td><td>2007 net revenue</td><td>\$991.1</td></tr><tr><td>3</td><td>retail electric price</td><td>-17.1 (17.1)</td></tr><tr><td>4</td><td>purchased power capacity</td><td>-12.0 (12.0)</td></tr><tr><td>5</td><td>net wholesale revenue</td><td>-7.4 (7.4)</td></tr><tr><td>6</td><td>other</td><td>4.6</td></tr><tr><td>7</td><td>2008 net revenue</td><td>\$959.2</td></tr></table>。 Answer: The net revenue in 2008 is <b>\$959.2</b> .

Table 4: Examples with context description and annotated answer for various dataset included in the financial specific task of Sentiment Analysis(FinSA), Sentiment Matching(FinSM), News Classification(FinNC), Negative Judgment(FinNJ), Headline Classification(FinHC), Answer Selection(FinAS) and Question Answering(FinQA).

StockA	Context: 新北洋公告, 公司控股子公司荣鑫科技董事会审议通过了《关于拟申请公司股票在全国中小企业股份转让系统终止挂牌的议案》, 具体详见荣鑫科技(证券代码: 839288)披露在全国中小企业股份转让系统(以下简称“新三板”)的相关公告。荣鑫科技基于其自身经营发展及战略规划的需要, 拟申请在新三板终止挂牌。日期 开盘价 收盘价 2021-01-04 34.63 34.9763 2021-01-05 34.63 35.5122 2021-01-06 35.1659 34.0116 2021-01-07 33.8879 32.3048 2021-01-08 32.0987 32.3213。 Answer: 该股票表现不佳。
CACL18	Context: \$codi近期的走向趋势如下, open, high, low, close, adj-close, inc-5, inc-10, inc-15, inc-20, inc-25, inc-30; 2015-09-16, -0.8, 0.2, -1.3, 1.0, 1.0, -0.9, -0.1, -0.1, -0.3, 0.0, 0.5; 2015-09-17,-1.4, 0.9, -1.7, 1.6, 1.6, -2.0, -1.7, -1.5, -1.8, -1.6, -1.2; 2015-09-18, -0.9, 0.2, -1.5, 0.1, 0.1, -1.6, -1.8, -1.5, -1.8, -1.7, -1.3; 2015-09-21, -0.5, 0.3, -1.8, 0.7, 0.7, -1.5, -2.3, -2.1, -2.4, -2.3, -2.1; 2015-09-22, 1.3, 3.4, -0.4, -3.1,-3.1,1.7,0.8,0.9,0.9,0.7,1.0;2015-09-23,-0.8,0.7,-0.8,0.7,0.7,1.0, 0.1,0.3,0.2,-0.0,0.2; 2015-09-24,-0.1,1.5,-0.7,0.1,0.1,0.7,0.1,0.1,0.2,-0.1,0.1; 2015-09-25,1.5, 1.9,0.0,-0.9, -0.9,1.0, 1.0, 0.8, 1.0, 0.8, 0.9; 2015-09-28, 1.2, 1.2, -0.8, -0.2, -0.2, 0.5, 1.2, 1.0, 1.2, 0.9, 1.0; 2015-09-29, 1.3, 2.1, -0.3, -1.8, -1.8, 2.0, 3.0, 2.6, 2.8, 2.9, 2.8。 \$codi评级为买入, 18.6%华尔街分析师根据平均评级/目标得出的上涨。 Answer: \$codi的收盘价在2015-9-30会上涨。
CCIKM18	Context: \$chk近期的走向趋势如下, date, open, high, low, close, adj-close, inc-5, inc-10, inc-15, inc-20, inc-25, inc-30; 2017-10-05, -0.7, 0.7, -0.9, 0.7, 0.7, 0.0, 0.6, -1.3, -3.8, -5.6, -7.0; 2017-10-06, 1.4, 1.7, -1.9, -2.3, -2.3, 2.0, 2.9, 1.4, -0.8, -2.8, -4.5; 2017-10-09, 0.2, 0.7, -1.4,-0.2, -0.2, 1.4, 2.7, 1.9, 0.1, -2.2, -3.9; 2017-10-10,7.9, 8.2, 0.0, -6.7, -6.7, 6.8, 8.9, 9.0, 7.5, 5.0, 3.2; 2017-10-11, -0.8, 0.8, -4.8, 1.0, 1.0, 4.1, 6.6, 7.4, 6.4, 4.2, 2.4; 2017-10-12,1.3,2.1,-1.8,-2.5,-2.5, 4.4, 8.1, 9.7, 8.8, 6.8, 5.3; 2017-10-13, 0.5,1.3,-0.8, 0.8, 0.8, 2.0, 6.2, 8.2, 7.8, 6.3, 4.6。 Answer: \$chk的收盘价在2027-10-19会上涨。
CBigData22	Context: \$msft近期的走向趋势如下, date, open, high, low, close, adj-close, inc-5, inc-10, inc-15, inc-20, inc-25, inc-30; 2020-10-09, -2.1, 0.0, -2.1, 2.5, 2.5, -2.5, -2.8, -3.6, -4.0, -4.0,-2.5 ; 2020-10-12, -1.2, 1.1, -2.1, 2.6, 2.6, -3.9, -4.7, -5.5, -6.1, -6.3, -5.1; 2020-10-13,-0.1,1.1,-1.1,0.7,0.7,-3.0, -4.6, -5.6, -6.4, -6.5, -5.8; 2020-10-14, 1.0, 1.5, -0.8, -0.9, -0.9, -1.2, -3.3,- 4.2, -5.2, -5.5, -5.0; 2020-10-15,-1.2, 0.3, -1.7, -0.5, -0.5,0.2,-2.4,-3.2,-4.3,-4.7,-4.7; 2020-10-16, 0.2, 1.2, -0.2, 0.0, 0.0, 0.6, -1.8, -2.8, -3.8, -4.5, -4.6; 2020-10-19, 2.9, 3.8, -0.2, -2.5, -2.5, 2.4, 0.9, -0.2, -1.1, -1.9, -2.2; 2020-10-20, 0.5, 1.3, -0.7, 0.2, 0.2, 1.5, 1.1, -0.2, -1.2, -2.0, -2.2; 2020-10-21,-0.8, 1.0, -0.8, 0.1, 0.1, 0.8, 1.2, -0.1, -0.9, -1.8, -2.2; 2020-10-22, -0.4, 0.5, -1.5, 0.0, 0.0, 0.4, 1.4, -0.1, -0.7, -1.7, -2.1。 Answer: \$msft的收盘价在2020-10-23会上涨。
ACL18	Context: The recent trend of \$codi is as follows. date, open, high, low, close, adj-close, inc-5, inc-10, inc-15, inc-20, inc-25, inc-30; 2015-03-30, 0.0, 0.4, -0.9, 0.0, 0.0, -0.0, -0.8, -1.6, -2.1, -2.4, -2.6, 2015-03-31, 0.1, 0.3, -0.8, -0.3, -0.3, 0.2, -0.4, -1.0, -1.7, -2.0, -2.2; 2015-04-01, 1.1, 1.1, -0.7, -1.2, -1.2, 1.2, 0.9, 0.5, -0.4, -0.7, -0.9; 2015-04-02, -0.2, 0.4, -0.4, -0.2, -0.2, 1.0, 1.2, 0.7, -0.1, -0.4, -0.6; 2015-04-06, -0.6, 0.5, -0.9, 0.6, 0.6, 0.2, 0.6, 0.2, -0.6, -0.8, -1.1;2015-04-07, -0.4, 1.4, -0.4, 0.2, 0.2, -0.2, 0.4, 0.0, -0.5, -1.0, -1.2; 2015-04-08, 0.0, 0.2, -0.4, 0.1, 0.1, -0.4, 0.2, 0.0, -0.4, -1.0, -1.2; 2015-04-09, -0.5, 0.2, -1.1, 0.6, 0.6, -0.7, -0.4, -0.5, -0.7, -1.4, -1.7; 2015-04-10, 0.1, 0.4, -0.5, 0.2, 0.2, -0.5, -0.6, -0.5,-0.8, -1.5, -1.7;2015-04-13, 1.4, 1.9, 0.0, -0.7, -0.7, 0.2, 0.1, 0.3, -0.0, -0.6, -0.9. \$codi - current report filing (8-k) 2015-04-13: william blair starts compass diversified \$codi at outperform. Answer: The closing price of \$codi will rise at 2015-04-14.
CIKM18	Context: The recent trend of \$aal is as follows. date, open, high, low, close, adj-close, inc-5, inc-10, inc-15, inc-20, inc-25, inc-30; 2017-01-17, 1.7, 2.1, -0.2, -1.9, -1.9, 2.5, 0.9, 1.3, 2.0, 2.3, 2.0; 2017-01-18, -0.5, 0.3, -2.1, 1.9, 1.9, 0.2, -0.7, -0.7, 0.1, 0.2, 0.2; 2017-01-19, 0.8, 1.8, -0.8, -0.8, -0.8, 0.5, 0.2, -0.1, 0.8, 1.0, 1.1; 2017-01-20, -1.0, 0.3, -1.6, 1.6, 1.6, -1.1, -0.9, -1.6, -0.9, -0.6, -0.3; 2017-01-23, 2.0, 2.4, -0.4, -2.2, -2.2,0.8,1.5,0.6,1.1,1.6,1.8 2017-01-24, -1.0, 0.5, -1.6, 1.3, 1.3, -0.1, 0.3, -0.5, -0.3, 0.2, 0.5; 2017-01-25,-0.0, 0.6, -0.6, 0.8, 0.8, -0.8, -0.6, -1.1, -1.1, -0.5, -0.4; 2017-01-26, -2.3, 0.2, -2.5, 3.5, 3.5, -3.2, -3.7, -4.1, -4.4, -3.8, -3.7 2017-01-27,6.5,6.5,-0.5,-5.3,-5.3, 1.8, 1.4, 1.5, 0.9, 1.4, 1.7; 2017-01-30, 1.6, 2.3, -2.3, -4.4, -4.4, 5.5, 5.5, 5.9, 5.3, 5.6, 6.1。 Answer: The closing price of \$aal will fall at 2020-9-28.
BigData22	Context: The recent trend of \$intc is as follows. date, open, high, low, close, adj-close, inc-5, inc-10, inc-15, inc-20, inc-25, inc-30; 2020-09-14, -1.1, 0.6, -1.1, 0.3, 0.3, -0.4, 1.3, 1.0, 0.5, 0.1, -0.2; 2020-09-15, -0.4, 1.2, -0.5, 1.2, 1.2, -1.1, -0.1, -0.1, -0.6, -1.0, -1.3; 2020-09-16, 0.3, 1.3, -0.4, 0.7, 0.7, -1.5, -0.9, -0.7, -1.2, -1.5, -1.9; 2020-09-17, -1.9, 0.3, -2.0, -0.1, -0.1, -0.9, -1.2, -0.5, -0.9, -1.3, -1.7; 2020-09-18, 0.9, 1.2, -1.7, -0.9, -0.9, 0.2, -0.4, 0.4, 0.1,-0.4,-0.7; 2020-09-21, -0.7, 0.0, -1.8, -0.3, -0.3, 0.7, -0.1, 0.7, 0.5, 0.0, -0.3; 2020-09-22, -0.1, 0.5, -1.0, 0.5, 0.5, 0.2, -0.4, 0.1, 0.1, -0.4, -0.7; 2020-09-23, 2.1, 2.7, -0.3, -2.3, -2.3, 1.9, 1.7, 2.1, 2.3, 2.0, 1.6;2020-09-24, -1.3, 1.0, -1.5, 0.7, 0.7, 0.7, 1.1, 1.0, 1.6, 1.3, 0.9; 2020-09-25, -2.0, 0.7, -2.4, 1.6, 1.6, -0.8, -0.4, -0.6, 0.0, -0.2, -0.5。 Answer: The closing price of \$intc will rise at 2020-9-28.

Table 5: Examples with context description and annotated answer for various dataset included in the financial specific task of Stock Prediction(FinSP).



19CCKS	Context: 恒立实业(000622)遭证监会立案调查 涉嫌信息披露违规上海家化(600315)复星退出家化集团股权竞购。 Answer: 事件类型是 <b>信息披露违规</b> , 事件主体为 <b>恒立实业</b> 。
20CCKS	Context: 2018年10月, 中弘股份于发布公告称, 截至2018年9月28日, 公司逾期债务本息合计金额超过55亿元, 全部为各类借款。 Answer: 事件类型是 <b>债务违约</b> , 事件主体是 <b>中弘股份</b> 。
21CCKS	Context: 反观需求,由于生猪存栏量持续下降,而水产养殖启动缓慢,豆粕需求难以有效放大。供需失衡,导致国内外豆粕价格在豆类板块中呈现弱势。 Answer: 原因事件类型是 <b>供给减少</b> , 原因实体是 <b>生猪</b> , 结果事件类型是 <b>市场价格下降</b> , 结果实体是 <b>豆粕</b> 。
22CCKS	Context: 易投配资为什么无法出金; 晨曦航空股东高文舍拟减持不超3%股份; 招行逾期第三个月的情况。 Answer: 事件类型是 <b>股东减持</b> , 事件主体是 <b>晨曦航空</b> 。
RE	Context: 张裕与卡斯特集团合作的牵线人陈光因嫌分红太少而有意退出。实体对: 张裕-卡斯特集团 Answer: 张裕和卡斯特集团的关系为 <b>合作</b> 。
NA	Context: 美今日凌晨, 苹果发布iOS15.4首个测试版, 更新后 Face ID将支持戴口罩解锁。按照官方描述, 在升级到戴口罩使用面容ID之后, 开机就会提醒是否要使用此功能, 用户选择使用后, 会要求再录入一次面容ID, 这次主要是记录使用者的眼睛周围特征, 用于戴口罩时候识别。 Answer: 文本的摘要为 <b>苹果iOS15.4测试版支持戴口罩的面容解锁</b> 。
NER	Context: The proceeds of the equipment advances will be used solely to reimburse Borrower for the purchase of eligible equipment. Answer: Entity name is <b>Borrower</b> , and the corresponding entity type is <b>PER</b> .
CNER	Context: 数、数年数月数日, 银保监会核准王小林先生本行董事任职资格。 Answer: 实体名称是 <b>银保监会</b> , 类型是 <b>ORG</b> ; 实体名称是 <b>王小林</b> , 类型是 <b>PER</b> 。
FINER-ORD	Context: McPhail , 50 , is angry and perplexed by politicians clamouring to sign a free trade deal with China that allows the importation of Chinese workers . Answer: The "token:label" labeling result for each row of data is <b>[Bill:B-PER Shorten:I-PER pictured:O with:O the:O ALP:B-ORG 's:O candidate:O for:O Canning:B-LOC ;:O Matt:B-PER Keogh:I-PER :O]</b>
ECTSUM	Context: And I'm confident that our disciplined approach to operating the business will result in our continued success throughout the balance of fiscal 2021. Coupled with the cost reduction actions we recently implemented, ..., Our Test business delivered a really solid Q1 by significantly beating our internal expectations and delivering an EBITDA margin of nearly 13% versus 11% last Q1. Answer: The label whether a sentence is included in the abstract is <b>[1, 0, 0, 0, 0, 0, 0, 0, 0]</b> .
EDTSUM	Context: ORLANDO, Fla., June 4, 2020 PRNewswire—Darden Restaurants, Inc., (NYSE: DRI) plans to release its fiscal 2020 fourth quarter financial results...For more information, please visit www.darden.com. Logo: https://mma.prnewswire.com/media/340562/darden-restaurants-inc-logo.jpg SOURCE Darden Restaurants, Inc.: Financial Related Links http://www.Darden.com Answer: The generated summary is <b>Darden Restaurants to Host Fiscal 2020 Fourth Quarter Conference Call on June 25</b> .
German	Context: The client has attributes: X1: A14, X2: 12, X3: A32, X4: A40, X5: 1386, X6: A63, X7: A73, X8: 2, X9: A92, X10: A101, X11: 2, X12: A122, X13: 26, X14: A143, X15: A152, X16: 1, X17: A173, X18: 1, X19: A191, X20: A201. Answer: The user's creditworthiness is <b>bad</b> .
Australian	Context: The client has attributes: A1: 0.0, A2: 68.67, A3: 15.0, A4: 2.0, A5: 10.0, A6: 9.0, A7: 0.0, A8: 1.0, A9: 1.0, A10: 14.0, A11: 0.0, A12: 2.0, A13: 0.0, A14: 3377.0. Answer: <b>good</b> is the user's creditworthiness.
FOMC	Context: Nonetheless, given a recovery in U. S. domestic demand approximating their current forecasts, growth in imports likely would exceed that of exports by a wide margin over the forecast horizon. Answer: The stance of this monetary policy text is <b>hawkish</b> .

Table 6: Examples with context description and annotated answer for various dataset included in the financial specific task of Event Detection(FinED), Relationship Extraction(FinRE), Text Summarization(FinTS), Entity Recognition(FinER), Credit Classification(FinCC) and Hawkish-dovish Classification(FinDC).

Lang	D_T	NLP_T	S_T	Dataset	Raw	Instruction	Evaluation	Data Source	License	
ZH	DLC	ZH-CLS	FinSA	FE StockB	18,177 9,812	18,177 9,812	2,020 1,962	social texts social texts	Public Apache-2.0	
			FinSM	BQC AFQMC	120,000 38,650	110,000 38,650	10,000 4,316	bank service logs online chat service	Public Apache-2.0	
			FinNC	NL NL2	7,955 7,955	7,955 7,955	884 884	news articles news articles	Public Public	
				FinNJ	NSP	4,499	4,499	500	social texts	Public
				FinAS	FinevalF	1,115	1,115	222	financial exam	Apache-2.0
				FinRE	RE	14,973	14,973	1,489	news, entity pairs	Public
			ZH-PRE	FinSP	StockA	14,769	14,769	1,477	news, historical prices	Public
				FinQA	QA	22,375	22,375	2,469	QA pairs of news	Public
			DLE	ZH-EXT	FinER	CNER	1,685	1,685	337	financial reports
	FinED	19CCKS			156,834	14,674	2,936	social texts	CC BY-SA 4.0	
		20CCKS			372,810	45,796	9,159	news, reports	CC BY-SA 4.0	
		21CCKS			8,000	7,000	1,400	news, reports	CC BY-SA 4.0	
		22CCKS	109,555	59,143	11,829	news, reports	CC BY-SA 4.0			
		ZH-GEN	FinTS	NA	32,400	32,400	3,600	news, announcements	Public	
	DTT		ZH-TRA	FinSA	CFPB CFiQA-SA	4,845 1,173	4,838 1,143	970 233	economic news ews headlines, tweets	MIT license MIT license
FinSP				CAACL18 CBigData22 CCIKM18	27,056 7,167 4,970	2,555 798 431	511 159 86	tweets, historical prices tweets, historical prices tweets, historical prices	MIT license MIT license MIT license	
			FinHC	CHeadlines	102,708	10,256	2,051	news headlines	MIT license	
			FinQA	CEnQA CConFinQA	8,281 12,594	668 1,189	133 237	earnings reports earnings reports	MIT license MIT license	
EN-CLS				FinSA	FPB FiQA-SA	4,845 1,173	4,845 1,173	970 235	economic news news headlines, tweets	CC BY-SA 3.0 Public
				FinHC	Headlines	11,412	102,708	20,547	news headlines	CC BY-SA 3.0
	DTE			FinCC	German	1,000	1,000	200	credit records	CC BY-SA 4.0
Australian		690	690		139	credit records	CC BY-SA 4.0			
EN	EN-PRE	FinSP	ACL18	27,053	27,053	3,720	tweets, historical prices	MIT License		
			BigData22	7,164	7,164	1,472	tweets, historical prices	Public		
			CIKM18	4,967	4,967	1,143	tweets, historical prices	Public		
	EN-EXT	FinER	NER	609	609	98	financial agreements	CC BY-SA 3.0		
	EN-REA	FinQA	EnQA ConFinQA	8,281 3,458	8,281 12,594	1,147 1,490	earnings reports earnings reports	MIT License MIT License		
		FinER	FINER-ORD	1,075	-	1,075	news articles	CC BY-SA 4.0		
DOF	EN-DOF	FinTS	ECTSUM EDTSUM	495 2,000	- -	495 2,000	earning call transcripts news articles	Public Public		
		FinDC	FOMC	496	-	496	FOMC transcripts	CC BY-SA 4.0		

Table 7: The detailed information regarding the raw data for the Chinese-English bilingual multi-task financial instruction and evaluation encompasses language proficiency (Lang), data type (D\_T), NLP task (NLP\_T), specific task (S\_T), dataset name, instruction data size, evaluation data size, data source, and license information.

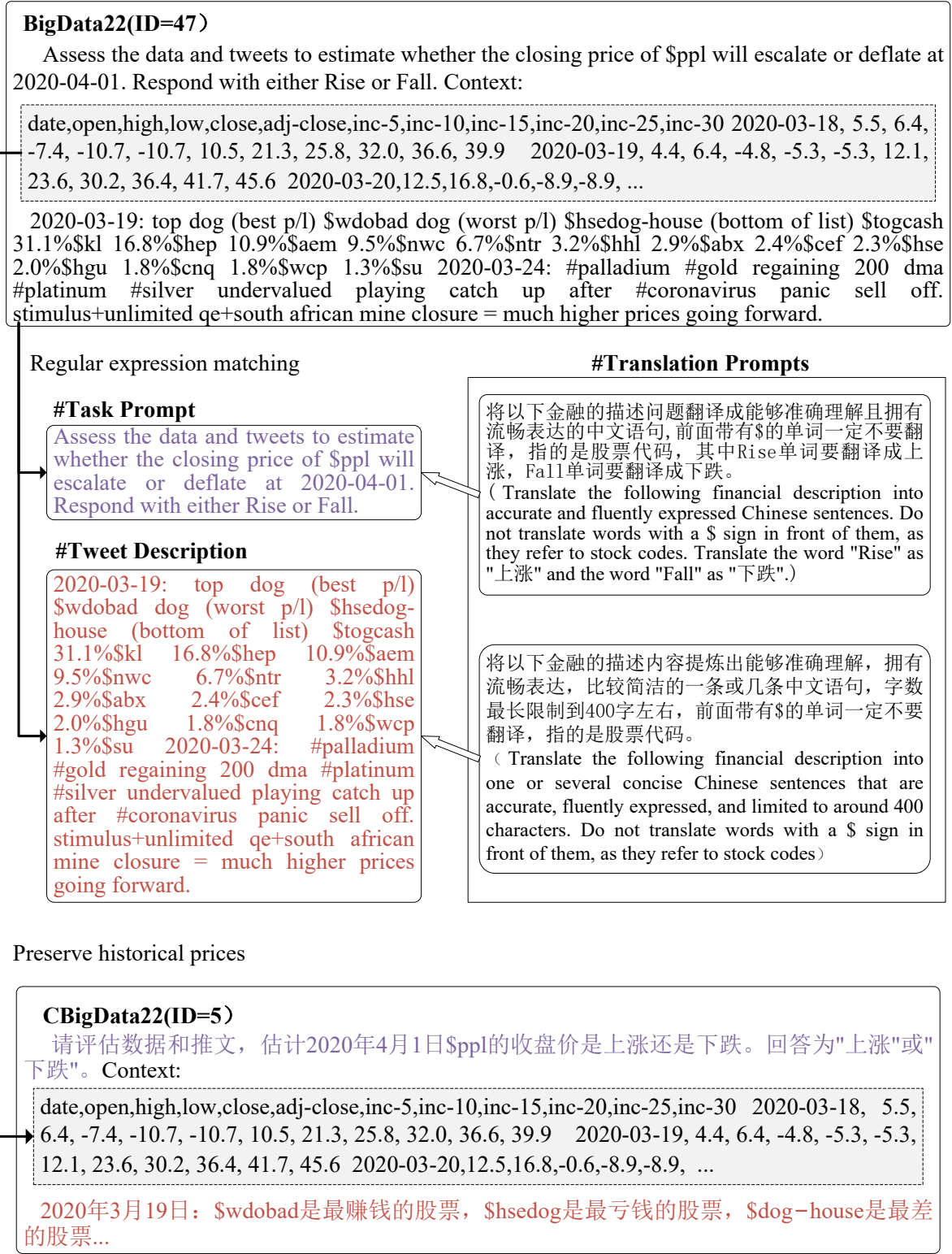


Figure 5: Giving the example of translating BigData22 English dataset into CBigData22 Chinese dataset with human-written specific translation prompts. Specifically, we will translate the task prompts and twitter descriptions from BigData22 separately, while preserving the original stock information, which includes stock tickers with \$ signs and historical stock prices, unchanged.

Specific Task	Prompt	Input	Target	Response	Metric acc nat inf AVG
Sentiment Analysis (FinSA)	确定所提供的金融新闻文章中的句子的情绪, 识别其中的情绪是积极, 消极, 还是中性的。只需回答'积极'、'中性'或'消极'。	涨空间异常巨大, 中铁装备, 实在是未来的大牛股啊	积极	积极	3 3 3 3
Sentiment Matching (FinSM)	你需要判断给出的两个金融文本表达的意思是否相似, 请回答是或否。	花呗咋扫不上/花呗扫一扫不能付钱	是	否	0 1 1 0.7
News Classification (FinNC)	请根据金融报道的内容, 判断其涉及范围属于'中国'、'国际'还是'外国'?	伯恩斯坦: 首予康菲石油(COPN)跑赢大盘评级, 目标价为98美元。	外国	国际	1 3 1 1.7
Negative Judgment (FinNJ)	根据所给的金融新闻及实体, 你需要判断所给实体是否含有负面的消息, 你只需简单回答'有'或者'无'。	自从号称750亿交易量的唐小僧倒下...几乎每天都有几家网贷公司宣布清盘、提现困难、经侦介入等。实体: 唐小僧; 多米	有	有	3 3 3 3
Answer Selection (FinAS)	根据所提出的金融问题, 请从以下四个选项中选择最合适的一个。你的输出应该是: 'A'、'B'、'C' 或 'D'。	如果一个竞争性市场位于长期均衡状态中, 那么所有的厂商()。 A.采用完全相同的生产工艺; B.具有同一最低平均的成本; C.都能获得经济利润; D.以上全对	D	D	3 3 2 2.7
Stock Prediction (FinSP)	请根据新闻对股票数据的影响判断该公司的股票运动走势是跑赢大盘、中性还是表现不佳。	高新兴公告, 实控人拟减持不超过6%。日期 开盘价 收盘价, 2020-09-23, 5.56, 5.52; 2020-09-24, 5.47, 5.22; ...; 2020-09-29, 5.02, 5.03	表现不佳	无法预测	0 1 2 1
Headline Classification (FinHC)	下面所给内容是否提到了黄金商品的上涨趋势? 请回答是或否。	金价在印度的主要城市上涨	是	是	3 3 2 2.7
Question Answering (FinQA)	你需要分析金融文本, 根据内容回答相关问题。	【亿邦动力讯】10月21日消息, 洛丁森完成B轮融资, ..., 下文中发生的事件类型有哪些?	企业融资	无法确定	0 0 0 0
Event Detection (FinED)	阅读以下金融领域的公告, 判断所有的事件类型及其对应主体。请以:'事件类型 事件主体'的格式回复。其中事件类型应该在['信批违规', ..., '涉嫌欺诈']中。	劲嘉股份(002191)因虚假陈述遭证监会处罚浩云科技(300448)股东披露减持计划	信批违规, 劲嘉股份	信批违规, 劲嘉股份	3 3 3 3
Entity Recognition (FinER)	在下面所给金融语句中, 识别指明个人('PER')、组织('ORG')或地点('LOC')的特定命名实体。	报告期内, 本公司除中国银保监会批准的经营范围内的金融担保业务外, 没有其他需要披露的重大担保事项。	中国银保监会 ORG	中国银保监会, ORG; 中国, LOC	2 2 3 2.3
Relationship Extraction (FinRE)	请仔细分析所给金融报道和实体对, 然后在['合并', '竞争', ...]中选择能准确描述该实体对关系的选项。	张裕与卡斯特集团合作的牵线人陈光因嫌分红太少而有意退出。实体对: 卡斯特集团-张裕	合作	合作关系受损	1 2 3 2
Text Summarization (FinTS)	你的任务是对所给的金融文本进行一句话摘要, 要求尽量简短。	前段时间, 佳能宣布关闭经营了32年的珠海工厂, 引发网络关注。...而优厚的补偿, 也是佳能自愿选择的“体面离开”。(新京报)	佳能撤离珠海, 不宜说成“恶意赔偿”	佳能关闭珠海工厂, 提供优厚补偿, 引发争议。	1 2 3 2

Table 8: Giving the example of human evaluation (including accuracy(acc), naturalness(nat), informativeness(inf), and average(AVG) metrics) for domain-expert written prompts on various financial specific task. We score (1-3) for all metrics and retain the high-quality (can effectively provide target format on ChatAll) prompts with AVG above 2.

Specific Task	Prompt	Input	Target	Response	Metric			
					acc	nat	inf	AVG
Sentiment Analysis (FinSA)	Determine the mood of the sentences in the financial news article provided, identifying whether the mood in them is positive, negative, or neutral. Simply answer 'positive', 'neutral', or 'negative'.	Up space is exceptionally huge, China Railway assembly, is really the future of the big bull stock ah	positive	positive	3	3	3	3
Sentiment Matching (FinSM)	You need to decide whether the two financial texts given express similar meanings, answer yes or no.	Why can't I pay/ I can't pay by scanning.	yes	no	0	1	1	0.7
News Classification (FinNC)	Based on the content of the financial report, please determine whether its scope is 'Chinese', 'international' or 'foreign'?	Bernstein: first Outperform rating on ConocoPhillips (COP.N), \$98 price target.	foreign	international	1	3	1	1.7
Negative Judgment (FinNJ)	Based on the given financial news and entity, you need to determine whether the given entity contains negative news or not, you simply need to answer 'yes' or 'no'.	Since the fall of Tang Xiaosheng, which claimed a transaction volume of 75 billion ... Almost every day, there are several online lending companies announced liquidation, cash withdrawal difficulties, the investigation intervention, etc. Entity: Tang Xiaosheng; Domi	yes	yes	3	3	3	3
Answer Selection (FinAS)	Based on the financial question posed, choose the most appropriate of the following four options. Your output should be: 'A', 'B', 'C' or 'D'.	If a competitive market is in long-run equilibrium, then all firms () A, use exactly the same production process; B, have the same minimum average cost; C, are economically profitable; D, all of the above.	D	D	3	3	2	2.7
Stock Prediction (FinSP)	Determine whether the company's stock movement trend is outperforming, neutral, or underperforming based on the impact of the news on the stock data.	Gaixin announced that the real controller intends to reduce its holdings by no more than 6%. Date Opening price Closing price : 2020-09-23, 5.56, 5.52 ; 2020-09-24, 5.47, 5.22; ... ; 2020-09-29, 5.02, 5.03	underperformance	unpredictable	0	1	2	1
Headline Classification (FinHC)	Does the content given below refer to an upward trend in gold commodities? Please answer yes or no.	Gold prices rise in India's major cities	yes	yes	3	3	2	2.7
Question Answering (FinQA)	You will need to analyze financial texts and answer relevant questions based on the content.	[YPC] October 21, 2011 - Lodgingsen closed its Series B financing... What are the types of events that occur in the following article?	corporate financing	indeterminate	0	0	0	0
Event Detection (FinED)	Read the following announcements in the financial sector and determine all event types and their corresponding subjects. Please respond in the format: 'Event Type, Event Subject'. Where the event type should be in ['credit approval violation', ... 'Suspected Fraud'].	Jinjia shares (002191) due to misrepresentation by the Securities and Futures Commission penalized haoyun science and technology (300448) shareholders disclosure of shareholding reduction plan	Letter approval violation, Jinjia shares	Letter approval violation, Jinjia shares	3	3	3	3
Entity Recognition (FinER)	In the financial statement given below identify the specific named entity that specifies a person ('PER'), organization ('ORG'), or location ('LOC').	During the reporting period, the Company did not have any other material guarantee matters requiring disclosure, except for the financial guarantee business within the scope of operation approved by the China Banking and Insurance Regulatory Commission.	China Banking and Insurance Regulatory Commission, ORG	China Banking Regulatory Commission, ORG; China, LOC	2	2	3	2.3
Relationship Extraction (FinRE)	Carefully analyze the given financial reports and entity pairs, and then among ['Merger', 'Competition', ...] Choose the option that accurately describes the relationship of the entity pair.	Chen Guang, the matchmaker of Zhangyu's partnership with Custer Group, intends to quit because he thinks the dividend is too small. Entity Pair: Custer Group - Zhang Yu	collaborate	Impaired partnership	1	2	3	2
Text Summarization (FinTS)	Your task is to make a one-sentence summary of the given financial text, keeping it as short as possible.	Some time ago, Canon announced the closure of its Zhuhai plant, which had been in operation for 32 years, triggering concern on the Internet.... The generous compensation is also Canon's voluntary choice to "leave with dignity". (New Beijing News)	Canon's withdrawal from Zhuhai should not be labeled as "malicious compensation".	Canon closes Zhuhai plant, offers generous compensation, sparks controversy.	1	2	3	2

Table 9: Giving the example of human evaluation (including accuracy(acc), naturalness(nat), informativeness(inf), and average(AVG) metrics) for domain-expert written prompts on various financial specific task. We score (1-3) for all metrics and retain the high-quality (can effectively provide target format on ChatAll) prompts with AVG above 2.

Specific Task	Chinese Prompt	English Translation
Sentiment Analysis (FinSA)	确定所提供的金融新闻文章中的句子的情绪，识别其中的情绪是积极，消极，还是中性的。只需回答‘积极’、‘中性’或‘消极’。	Determine the sentiment of the sentences in the provided financial news article, identifying whether the sentiment is positive, negative, or neutral. Simply answer ‘positive’, ‘neutral’, or ‘negative’.
Sentiment Matching (FinSM)	判断给出的两个金融文本表达的意思是否相似，你只需要回答是或否。现在判断下面两个句子是否相似：	Determine whether the two provided financial texts convey similar meanings; you only need to answer ‘yes’ or ‘no’. Now determine if the following two sentences are similar.
News Classification (FinNC)	根据金融报道的内容，判断其属于‘中国’、‘国际’还是‘外国’，只需给出其中一个类别。现在分析下面的报道，回答它所属的类别：	According to the content of the financial report, determine whether it belongs to ‘China’, ‘International’, or ‘Foreign’, only one category needs to be given. Now analyze the following report and answer the category it belongs to:
Negative Judgment (FinNJ)	根据所给的金融新闻及实体，你需要判断所给实体是否含有负面的消息，你只需简单回答‘有’或者‘无’。	Based on the given financial news and entities, you need to determine whether the given entities contain negative messages. You only need to simply answer ‘yes’ or ‘no’.
Answer Selection (FinAS)	根据所提出的金融问题，从以下四个选项中选择最合适的一个。你的输出应该是：‘A’、‘B’、‘C’或‘D’。	Based on the financial issue presented, choose the most appropriate one from the following four options. Your output should be: ‘A’, ‘B’, ‘C’, or ‘D’.
Stock Prediction (FinSP)	请仔细分析数据和推文，预测2017-10-13时\$trv的收盘价格是上涨还是下跌。请确认是上涨还是下跌，只回答为‘上涨’或者‘下跌’。	Please carefully analyze the data and tweets, and predict whether the closing price of \$TRV on 2017-10-13 will go up or down. Please confirm whether it is going up or down. You can answer ‘Rise’ or ‘Fall’.
Headline Classification (FinHC)	请考虑标题是否讨论了与黄金相关的过去事件。新闻标题是否暗示黄金的过去新闻？您的回答应该为‘是’或‘否’。	Please consider whether the headline discusses past events related to gold. Does the news headline imply past news about gold? Your answer should be ‘Yes’ or ‘No’.
Question Answering (FinQA)	你需要分析金融文本，根据内容回答相关问题。如果你对答案感到迷茫，可以回答‘无相应参数’。	You need to analyze financial texts and answer related questions based on the content. If you feel confused about the answer, you can reply with ‘No relevant parameters’.
Event Detection (FinED)	阅读以下金融领域的公告，判断所有的事件类型及其对应主体，省略数字。请以‘事件类型,事件主体’的格式回复。其中事件类型应该在这里面：[‘信批违规’,...,‘涉嫌欺诈’]	The task is to read a financial announcement, determine all event types and their corresponding entities, and reply in the format ‘event type, event subject’. The event types should be among those listed in the brackets [‘credit approval violation’,...,‘suspected fraud’].
Entity Recognition (FinER)	在分析中国证券交易委员会备案文件中的句子时，识别指明个人(‘PER’)、组织(‘ORG’)或地点(‘LOC’)的特定命名实体。答案应遵循格式‘实体名称,实体类型’。	When analyzing sentences in the China Securities Regulatory Commission filing documents, identify specific named entities that indicate individuals (‘PER’), organizations (‘ORG’), or locations (‘LOC’). The answer should follow the format ‘entity name, entity type’.
Relationship Extraction (FinRE)	请仔细分析所给金融报道和实体对，然后在[‘合并’,‘竞争’,...]中选择能准确描述该实体对关系的选项。请直接给出答案，如有疑问可回答unknown。	Please carefully analyze the given financial report and entity pair, then choose the option from [‘merge’, ‘compete’, ...] that accurately describes the relationship of the entity pair. Please provide the answer directly; if in doubt, you may respond with ‘unknown’.
Text Summarization (FinTS)	通过阅读金融公告，你的任务是对所给的文本进行简短的总结，重点突出主要论点，长度保持在一到两句之间。	Your task is to provide a brief summary of the given text by reading financial announcements, emphasizing the main arguments, and keeping the length between one to two sentences.

Table 10: Examples of the Chinese prompt and corresponding English translation for various specific financial task both in Chinese and translation datasets. Each specific task has expert 10-20 diverse prompts annotated and evaluated by domain experts, and we randomly select one as an example for demonstration.

Language Data Type	NLP Task	Specific Task	Metric	Dataset	Bloomz-7B1	Batchuan-7B	Batchuan2-7B	LLaMa2-7B	ChatGLM2-6B	ChatGLM3-6B	Qwen-7B	ChatGPT	GPT-4	InternLM-7B	CFGPT-sft-7B	DISC-FinLLM-13B	FinMA	ICE-INTERN-dit-7B	ICE-INTERN-dit-7B	ICE-INTERN-dit-7B	ICE-INTERN-dit-7B	
ZH	DLC	ZH-CLS	FinSA Accuracy	FE StockB	0.587	0.442	0.002	0.423	0.000	0.572	0.366	0.329	0.349	0.553	0.306	0.624	0.534	0.760	<b>0.778</b>	0.743	0.760	
			F1	StockB	0.177	0.098	0.000	0.078	0.000	0.443	0.482	0.313	0.462	0.279	0.098	0.344	0.201	0.395	0.571	0.575	<b>0.578</b>	
		FinSM	F1	BQC AFQMC	0.008	0.154	0.002	0.292	0.002	0.444	0.334	0.682	0.704	0.278	0.218	0.255	0.230	0.854	<b>0.859</b>	0.846	0.854	
		FinNC	F1	NL NL2	0.245	0.219	0.002	0.280	0.000	0.453	0.348	0.645	0.816	0.375	0.164	0.267	0.261	0.950	0.922	<b>0.954</b>	0.950	
		FinNJ	F1	NSP	0.041	0.217	0.000	0.353	0.004	0.558	0.636	<b>0.935</b>	0.916	0.351	0.435	0.208	0.442	0.692	0.692	<b>0.695</b>	0.692	
		FinAS	Accuracy	FinevalF	0.302	0.329	0.014	0.266	0.185	0.423	0.243	0.491	<b>0.662</b>	0.320	0.284	0.369	0.261	0.441	0.410	0.387	<b>0.441</b>	
		F1	FinevalF	0.295	0.319	0.024	0.171	0.190	0.418	0.096	0.481	<b>0.686</b>	0.247	0.264	0.362	0.220	0.442	0.387	0.376	<b>0.442</b>		
		FinRE	F1	RE	0.012	0.039	0.000	0.011	0.000	0.076	0.026	0.211	<b>0.340</b>	0.015	0.014	<b>0.108</b>	0.009	0.092	0.088	0.103	0.103	
		ZH-PRE	FinSP	F1	StockA	0.131	0.000	0.000	0.000	0.000	0.220	0.154	0.422	0.383	0.003	0.050	0.315	0.000	0.340	<b>0.637</b>	0.630	0.617
	DLE	ZH-EXT	FinQA Accuracy	QA	0.098	0.001	0.000	0.001	0.000	0.099	0.000	0.256	0.064	0.001	0.092	0.201	0.123	0.167	<b>0.864</b>	0.860	0.855	
			FinER Entity F1	CNER	0.000	0.000	0.000	0.000	0.000	0.000	0.000	0.101	0.103	0.000	0.000	0.000	0.000	0.000	<b>0.483</b>	0.482	0.468	
			FinED	Precision	19CCKS	0.080	0.013	0.003	0.001	0.012	0.001	0.001	0.010	0.011	0.003	0.003	0.004	0.004	0.005	<b>0.831</b>	0.825	0.824
				20CCKS	0.052	0.006	0.002	0.001	0.009	-	0.001	0.001	0.008	0.002	0.002	0.002	0.003	0.006	0.740	0.741	<b>0.743</b>	
				21CCKS	0.000	0.000	0.000	0.000	0.000	0.000	0.000	0.001	<b>0.004</b>	0.000	0.000	0.000	0.000	0.000	0.001	0.001	<b>0.002</b>	
			22CCKS	0.000	0.001	0.001	0.000	0.002	0.001	0.000	0.000	0.006	0.000	0.001	0.003	0.000	0.021	0.007	0.647	0.642	<b>0.660</b>	
		F1	19CCKS	0.081	0.013	0.003	0.001	0.012	0.001	0.001	0.010	0.012	0.003	0.006	0.005	0.007	0.005	<b>0.831</b>	0.825	0.824		
			20CCKS	0.068	0.011	0.002	0.003	0.015	-	0.002	0.001	0.010	0.003	0.004	0.004	0.005	0.004	<b>0.705</b>	0.703	0.702		
			21CCKS	0.000	0.000	0.000	0.000	0.000	0.000	0.000	<b>0.003</b>	0.000	0.000	0.000	0.000	0.000	0.001	0.001	0.001			
			22CCKS	0.001	0.001	0.001	0.001	0.004	0.001	0.001	0.008	-	0.001	0.004	0.000	0.002	0.007	0.588	0.581	<b>0.595</b>		
		ZH-GEN	FinTS	Rouge-1	NA	0.078	0.028	0.006	0.104	0.001	0.256	0.142	0.093	-	0.145	0.006	0.014	0.010	0.050	0.284	<b>0.289</b>	0.287
				BertScore	NA	0.676	0.527	0.482	0.649	0.496	0.748	0.603	0.710	-	0.651	0.603	0.607	0.603	0.707	0.824	0.823	<b>0.824</b>
			BartScore	NA	-5.704	-6.845	-7.274	-4.539	-7.293	-4.097	-4.301	-5.882	-	-4.153	-6.661	-6.194	-6.640	-6.044	-4.180	-4.183	<b>-4.027</b>	
DTT	ZH-TRA	FinSA Accuracy	CFPB	0.005	0.203	0.000	0.098	0.000	0.424	0.239	0.699	0.196	0.273	0.256	0.085	0.038	0.545	0.498	0.846	<b>0.849</b>		
			F1	CFPB	0.010	0.129	0.000	0.092	0.000	0.348	0.340	0.642	0.306	0.209	0.346	0.091	0.067	0.529	0.485	0.845	<b>0.846</b>	
				CFiQA-SA	0.652	0.401	0.000	0.350	0.000	0.617	0.773	0.400	0.120	0.668	0.420	0.784	0.616	0.752	0.709	0.796	<b>0.868</b>	
		FinSP Accuracy	CACL18	0.550	0.585	<b>0.591</b>	0.577	0.589	0.485	0.556	0.544	0.568	0.566	0.581	0.564	0.585	0.438	0.442	0.581	0.417		
			CBigData18	0.667	0.686	0.686	0.686	0.686	0.440	0.673	0.629	0.642	<b>0.686</b>	0.535	0.585	0.660	0.365	0.403	0.660	0.321		
			CCiKM18	0.384	0.372	0.372	0.372	0.372	0.605	0.384	0.326	0.419	0.372	0.407	0.477	0.361	0.605	<b>0.628</b>	0.395	0.605		
		MCC	CACL18	-0.034	0.008	0.000	0.021	-0.002	0.004	0.012	0.002	0.010	-0.017	<b>0.099</b>	0.076	0.022	0.044	0.042	0.039	-0.034		
			CBigData18	-0.013	0.000	0.000	0.000	0.000	-0.042	-0.023	-0.024	0.066	0.000	0.067	0.037	-0.109	0.028	-0.056	<b>0.114</b>	-0.033		
			CCiKM18	0.084	0.000	0.000	0.000	0.000	0.133	0.084	-0.250	0.032	0.000	-0.066	0.040	-0.141	0.037	<b>0.204</b>	-0.021	-0.119		
		FinHC	AvgF1	CHeadlines	0.503	0.500	0.500	0.500	0.500	0.695	0.500	0.769	0.818	0.504	0.607	0.716	0.626	0.690	0.526	0.952	<b>0.957</b>	
		FinQA Accuracy	EM ConFinQA	CEnQA	0.000	0.000	0.000	0.000	0.000	0.000	0.000	0.000	0.000	0.000	0.000	0.000	0.000	0.000	0.000	<b>0.008</b>		
				ConFinQA	0.068	0.004	0.000	0.008	0.000	0.021	0.000	0.000	0.021	0.000	0.008	0.030	<b>0.276</b>	0.013	0.046	0.169	0.228	
EN	DTE	FinSA Accuracy	FPB	0.388	0.231	0.000	0.286	0.001	0.741	0.696	0.780*	0.760*	0.319	0.278	0.808	0.435	0.353	0.384	0.398	<b>0.867</b>		
			F1	FPB	0.231	0.171	0.000	0.127	0.002	0.744	0.702	0.780*	0.780*	0.353	0.292	0.809	0.436	0.349	0.331	0.415	<b>0.866</b>	
				FiQA-SA	0.742	0.327	0.000	0.370	0.000	0.551	0.754	0.600*	0.800*	0.349	0.096	0.532	0.477	0.477	0.503	0.480	<b>0.848</b>	
		FinHC	AvgF1	Headlines	0.600	0.600	0.600	0.600	0.600	0.655	0.600	0.770*	0.860*	0.600	0.551	0.600	0.600	0.682	0.668	0.780	<b>0.965</b>	
		FinCC	F1	German Australian	<b>0.649</b>	0.525	0.525	0.525	0.525	0.525	0.476	0.200*	0.550*	0.525	0.525	0.548	0.192	0.525	0.525	0.525	0.318	
			MCC	German Australian	0.000	0.000	0.000	0.000	0.000	0.153	-0.017	0.065	0.000*	<b>0.470*</b>	0.000	-0.097	0.000	<b>0.232</b>	0.000	0.000	0.000	-0.306
	EN-PRE	FinSP Accuracy	ACL18	0.503	0.500	0.487	0.508	0.488	0.511	0.490	0.500*	0.520*	0.510	0.483	0.492	0.493	0.515	0.519	<b>0.525</b>	0.502		
			BigData18	0.550	0.525	0.448	0.484	0.448	0.479	0.508	0.530*	0.540*	0.469	0.452	0.472	0.496	<b>0.555</b>	0.520	0.483	0.430		
			CIKM18	0.460	0.478	0.419	0.496	0.418	0.499	0.470	0.550*	<b>0.570*</b>	0.469	0.421	0.430	0.461	<b>0.563</b>	0.556	0.534	0.493		
			MCC	ACL18	-0.034	-0.010	0.000	0.010	0.023	0.035	-0.038	0.005*	0.020*	0.019	-0.026	0.001	-0.014	0.017	0.029	<b>0.045</b>	0.023	
			BigData18	0.002	-0.013	0.000	-0.012	0.000	0.008	-0.017	-0.025*	0.030*	-0.014	0.030	<b>0.063</b>	-0.002	0.042	0.030	0.017	-0.012		
			CIKM18	-0.053	0.009	0.000	-0.028	-0.026	<b>0.043</b>	-0.056	0.010*	0.020*	-0.034	-0.016	-0.044	-0.038	-0.001	-0.007	0.005	0.042		
EN-EXT	FinER Entity F1	NER	0.000	0.000	0.000	0.012	0.000	0.248	0.012	0.770*	<b>0.830*</b>	0.000	0.000	0.039	<b>0.392</b>	0.000	0.006	0.000	0.362			
EN-REA	FinQA Accuracy	EM ConFinQA	EnQA	0.010	0.000	0.000	0.000	0.000	0.000	0.000	0.580*	<b>0.630*</b>	0.000	0.000	<b>0.004</b>	0.001	0.000	0.000	0.001	0.001		
			ConFinQA	0.000	0.000	0.000	0.000	0.000	0.000	0.000	0.600*	<b>0.760*</b>	0.000	<b>0.001</b>	0.000	0.000	0.000	0.000	0.000	0.000		
DOF	FinER Entity F1	FINER-ORD	0.000	0.000	0.000	0.000	0.000	0.000	<b>0.021</b>	0.000	0.280*	<b>0.770*</b>	0.000	0.000	0.008	0.000	0.000	0.000	0.000	0.000		
	EN-OFT	Rouge-1	ECTSUM	0.000	0.000	0.000	0.000	0.000	0.000	0.000	0.000	0.000	0.000	0.000	0.000	0.000	0.000	0.000	0.000	0.000	<b>0.000</b>	
			EDTUM	0.013	0.015	0.007	0.027	0.009	<b>0.175</b>	0.036	0.170*	<b>0.200*</b>	0.032	0.008	0.051	0.033	0.009	0.018	0.017	0.015		
		BertScore	ECTSUM	0.000	0.000	0.000	0.000	0.000	0.000	0.000	0.000	0.000	0.000	0.000	0.000	0.000	0.000	0.000	0.000	0.000		
			EDTUM	0.522	0.447	0.445	0.483	0.445	<b>0.599</b>	0.536	0.660*	<b>0.670*</b>	0.478	0.508	0.552	0.467	0.476	0.536	0.505	<b>0.500</b>		
		BartScore	ECTSUM	-5.178	-5.178	-																

Table 12: Examples of of query input and response among various LLMs on some specific financial task of Question Answering(FinQA), Text Summarization(FinTS), Relationship Extraction(FinRE), Event Detection(FinED), Entity Recognition(FinER) and News Classification(FinNC).

Specific Task	Query Input (Including Prompt Description)	Model Response		
		Baichuan-7B	GPT-4	ICE-INTERN-full-7B
FinQA	<p>浦东建设公告, 公司子公司上海市浦东新区建设(集团)有限公司、上海浦兴路桥建设工程有限公司中标多项重大工程项目, 中标金额总计为10.94亿元。请问中标事件对应的主体有哪些?</p> <p>Pudong Construction announced that the company's subsidiaries, Shanghai Pudong New Area Construction (Group) Company Limited and Shanghai Puxing Road and Bridge Construction Engineering Company Limited, have won a number of major projects, with a total winning amount of 1.094 billion yuan. What are the subjects corresponding to the winning bidding events?</p>	<p>浦东建设、浦兴路桥、浦东建设(集团)</p> <p>Pudong Construction, Puxing Road &amp; Bridge, Pudong Construction (Group)</p>	<p>中标事件对应的主体有上海市浦东新区建设(集团)有限公司</p> <p>The winning event corresponds to the subject of Shanghai Pudong New Area Construction (Group) Co.</p>	<p>上海市浦东新区建设(集团)有限公司,上海浦兴路桥建设工程有限公司</p> <p>Shanghai Pudong New Area Construction (Group) Company Limited, Shanghai Puxing Road &amp; Bridge Construction Engineering Co.</p>
FinTS	<p>市场普遍预期日本央行将维持其超宽松货币政策不变, 但知情人士表示, 周二将公布的经济展望报告中, 可能上调4月起财政年度的通胀预估。能源和原材料成本的上漲已將批發價格推高至40年来的最高水平, 企业已開始將上漲的成本轉嫁給消費者。近期通脹溫和上升, 主要是投入成本上升和日元疲軟推動的, 而不是強勁的國內需求。日本央行行長黑田東彥曾表示, 物價上漲應該伴隨着工資的強勁增長。請對上述金融報道進行總結, 給出具有中心主旨的摘要, 回答要求盡量簡短。</p> <p>The Bank of Japan is widely expected to leave its ultra-loose monetary policy unchanged, but people familiar with the matter said it may raise its inflation forecast for the fiscal year starting in April in its economic outlook report to be released on Tuesday. Rising energy and raw material costs have pushed wholesale prices to the highest level in 40 years, and companies have begun to pass on rising costs to consumers. The recent moderate rise in inflation has been driven mainly by higher input costs and a weaker yen, rather than strong domestic demand. Bank of Japan Governor Haruhiko Kuroda has said price increases should be accompanied by strong wage growth. Please summarize the above financial reports, giving a summary with the central thrust, and keep your answers as brief as possible.</p>	<p>日本央行行長黑田東彥曾表示, 物價上漲應該伴隨着工資的強勁增長。</p> <p>Bank of Japan Governor Haruhiko Kuroda has said that price increases should be accompanied by strong wage growth.</p>	<p>日本央行預計將上調4月起的通脹預估, 儘管市場普遍預期貨幣政策將保持超寬鬆。成本上漲推高批發價格, 企業已將漲成本轉嫁給消費者, 但通脹主要由投入成本上升和日元疲軟推動, 而非國內需求強勁。</p> <p>The Bank of Japan is expected to raise its inflation forecast from April, although the market generally expects monetary policy to remain ultra-loose. Rising costs have pushed up wholesale prices and companies have passed on the cost increases to consumers, but inflation has been driven mainly by higher input costs and a weaker yen rather than strong domestic demand.</p>	<p>知情人士: 日本央行可能上調4月起財政年度的通脹預估。</p> <p>BOJ may raise inflation forecast for fiscal year from April: people familiar with the matter.</p>
FinRE	<p>新希望集團銷售額約為上市公司&lt;N&gt;倍有餘, 由於背靠農業帝國“希望系”, 資本市場一直預期集團能夠向新希望股份注入農業資產, 如果集團資產整合啟動, 新希望股份的股。請分析上述涉及實體對(新希望股份, 新希望集團)的關係。</p> <p>New Hope Group's sales are more than twice that of the listed company&lt;N&gt;, due to the backing of the agricultural empire "Hope", the capital market has been expecting the group to inject agricultural assets into New Hope shares, if the group's asset integration is launched, the shares of New Hope shares. Please analyze the relationship between the entities involved in the above (New Hope, New Hope Group).</p>	<p>被收購</p> <p>Acquired</p>	<p>被注資</p> <p>Funded</p>	<p>自己</p> <p>Self</p>
FinED	<p>大智慧(601519)信披違規遭調查“互聯網+”炒作或終結金鷹等眾多基金公司高管離職 基金擔憂業績波動。請分析上述金融報道中的事件類型及其事件主體, 並以‘事件類型, 事件主體’的格式輸出。</p> <p>Great wisdom (601519) letter disclosure violations investigated "Internet +" speculation or the end of the Golden Eagle and many other fund company executives leave the funders worried about performance fluctuations. Please analyze the types of events and their event subjects in the above financial reports and output them in the format of 'event type, event subject'.</p>	<p>套現約1.5億元</p> <p>Cashing in about \$150 million</p>	<p>交易違規, 大智慧</p> <p>Trading Violations, Great Intelligence</p>	<p>信批違規, 大智慧</p> <p>Letter Approval Violation, Great Intelligence</p>
FinER	<p>本公司非執行董事孫月英女士不再擔任中國遠洋海運集團有限公司總會計師和中遠財務有限責任公司董事長。請給出上述金融報道中存在的個人('PER')、組織('ORG')或地點('LOC')的特定命名實體, 回答應遵循的格式‘實體名稱, 實體類型’。</p> <p>Ms. Sun Yueying, a non-executive director of the Company, ceased to be the chief accountant of China Ocean Shipping Group Company Limited and the chairman of COSCO Finance Company Limited. Please give the name of the person ('PER'), organization ('ORG') or location ('LOC') of the particular named entity that exists in the above financial report. ) of a specific named entity, the response should follow the format 'Entity Name, Entity Type'.</p>	<p>中國遠洋海運集團有限公司, ORG</p> <p>China Ocean Shipping Group Company Limited, ORG</p>	<p>中遠海運發展股份有限公司, ORG</p> <p>COSCO Shipping Development Company Limited, ORG</p>	<p>孫月英, PER; 中國遠洋海運集團有限公司, ORG; 中遠財務有限責任公司, ORG</p> <p>Sun Yueying, PER; China Ocean Shipping Group Company Limited, ORG; COSCO Finance LLC, ORG.</p>
FinNC	<p>WTI原油漲幅回升至0.5%, 現報75.58美元/桶。請對這個金融新聞報道進行分類, 具體屬於['中國','外國','國際','公司','行業','大盤','經濟','政策','政治','期貨','債券','房地產','外匯','虛擬貨幣','新冠','能源']中的哪些類別?。</p> <p>WTI crude oil has rallied to 0.5% and is now at \$75.58 per barrel. Please categorize this financial news report, specifically which categories in ['China','Foreign','International','Companies','Industries','Broader Markets','Economy','Policies','Politics','Futures','Bonds','Real Estate','Forex','Virtual Currencies','New Crows','Energy'].</p>	<p>輸出與內容無關</p> <p>output independent of content</p>	<p>國際, 能源</p> <p>International, Energy</p>	<p>國際期貨</p> <p>International futures</p>