

# MA4DIV: Multi-Agent Reinforcement Learning for Search Result Diversification

Yiqun Chen  
GSAI, Renmin University of China  
Beijing, China  
chenyiqun990321@ruc.edu.cn

Jiaxin Mao  
GSAI, Renmin University of China  
Beijing, China  
maojiaxin@gmail.com

Yi Zhang  
Baidu Inc.  
Beijing, China  
zhangyi75@baidu.com

Dehong Ma  
Baidu Inc.  
Beijing, China  
madehong@baidu.com

Long Xia  
Baidu Inc.  
Beijing, China  
long.phil.xia@gmail.com

Jun Fan  
Baidu Inc.  
Beijing, China  
fanjun@baidu.com

Daiting Shi  
Baidu Inc.  
Beijing, China  
shidaiting01@baidu.com

Zhicong Cheng  
Baidu Inc.  
Beijing, China  
chengzhicong01@baidu.com

Simiu Gu  
Baidu Inc.  
Beijing, China  
gusimiu@baidu.com

Dawei Yin  
Baidu Inc.  
Beijing, China  
yindawei@acm.org

## ABSTRACT

The objective of search result diversification (SRD) is to ensure that selected documents cover as many different subtopics as possible. Existing methods primarily utilize a paradigm of "greedy selection", i.e., selecting one document with the highest diversity score at a time. These approaches tend to be inefficient and are easily trapped in a suboptimal state. In addition, some other methods aim to approximately optimize the diversity metric, such as  $\alpha$ -NDCG, but the results still remain suboptimal. To address these challenges, we introduce Multi-Agent reinforcement learning (MARL) for search result DIVERSITY, which called MA4DIV. In this approach, each document is an agent and the search result diversification is modeled as a cooperative task among multiple agents. This approach allows for directly optimizing the diversity metrics, such as  $\alpha$ -NDCG, while achieving high training efficiency. We conducted preliminary experiments on public TREC datasets to demonstrate the effectiveness and potential of MA4DIV. Considering the limited number of queries in public TREC datasets, we construct a large-scale dataset from industry sources and show that MA4DIV achieves substantial improvements in both effectiveness and efficiency than existing baselines on a industrial scale dataset.

## KEYWORDS

Search Result Diversification; Learning to Rank; Multi-Agent Cooperation; Reinforcement Learning

### ACM Reference Format:

Yiqun Chen, Jiaxin Mao, Yi Zhang, Dehong Ma, Long Xia, Jun Fan, Daiting Shi, Zhicong Cheng, Simiu Gu, and Dawei Yin. 2024. MA4DIV: Multi-Agent Reinforcement Learning for Search Result Diversification. In *Proceedings of ACM Conference (Conference'17)*. ACM, New York, NY, USA, 12 pages. <https://doi.org/10.1145/nnnnnnn.nnnnnnn>

## 1 INTRODUCTION

How to provide diverse search results to users is an important yet complicated problem in information retrieval. The search result diversification (SRD) [1] means that for a user's search query, we need to provide search results that cover a wide range of subtopics to meet the requirements of users who may have multiple interpretations or intentions. Many diversity-aware metrics, such as  $\alpha$ -NDCG [7], ERR-IA [4], S-recall [43], have been proposed to evaluate the effectiveness of search result diversification. Since the diversity of a given document is affected by the documents that precede it, optimizing some of the diversity metrics is an NP-Hard problem [3]. Therefore, the diversity of search results has become an important and challenging research topic.

The typical search result diversification method includes heuristic methods and learning-based methods. These methods use "greedy selection" to sequentially select documents to build a diversified ranking list in a step-by-step manner. At each step, the ranking model selects the best document for the current ranking position according to the additional utility it can bring to the whole ranking list. Different methods use different criteria in the greedy selection. Maximal marginal relevance (MMR) [2] algorithm proposes

Permission to make digital or hard copies of all or part of this work for personal or classroom use is granted without fee provided that copies are not made or distributed for profit or commercial advantage and that copies bear this notice and the full citation on the first page. Copyrights for components of this work owned by others than the author(s) must be honored. Abstracting with credit is permitted. To copy otherwise, to republish, to post on servers or to redistribute to lists, requires prior specific permission and/or a fee. Request permissions from [permissions@acm.org](mailto:permissions@acm.org).  
*Conference'17, July 2017, Washington, DC, USA*  
© 2024 Copyright held by the owner/author(s). Publication rights licensed to ACM.  
ACM ISBN 978-x-xxxx-xxxx-x/YY/MM  
<https://doi.org/10.1145/nnnnnnn.nnnnnnn>

maximal marginal, which is defined as the sum of query-document dependencies, and takes the maximum document distance as the utility. xQuAD [26] is another widely used diverse ranking model which defines the utility to explicitly account for relationship between documents retrieved for the original query and the possible sub-queries. In recent years, many methods based on machine learning [17, 19, 23, 38, 48] have been proposed to solve the search result diversification task. For example, the relational learning to rank (RLTR) [48] and its variants utilize a linear combination of correlation features and novelty features.

All above methods focus on estimating the utility of candidate documents directly based on user queries and previously selected documents, but fail to explicitly model and fully utilized the utility that the user has gain in examining previous documents. Xia et al. [36] propose the MDP-DIV framework to model the search result diversification ranking as Markov Decision Process (MDP) [22], and uses a reinforcement learning algorithm [33] to optimize the ranking model. While MDP-DIV still use a "greedy selection" to select next candidate result, it can easily lead to sub-optimal ranking list.  $M^2$ Div [10] introduces Monte Carlo Tree Search (MCTS) [8] for high-quality exploration. This method helps to alleviate the problem of being stuck in a sub-optimal solution at a cost of increasing training and inference time.

Besides these greedy selection methods that sequentially score and select each candidate results, some recent studies DALETOR [39] and MO4SRD [42] propose to simultaneously score all candidate documents and obtain the whole ranking list by sorting these scores in a descending order. This paradigm can greatly improve the inference efficiency as the documents can be scored in parallel. In addition, DALETOR and MO4SRD propose a differentiable proxy for the non-differentiable diversity metric  $\alpha$ -NDCG [7], which enables a gradient-based optimization for the diversity metric. However, since the optimization goal is an approximation to the real evaluation metric, the solution may still be sub-optimal.

To summarize, although the problem of search result diversification has been extensively investigated, existing methods still have some limitations in terms of the effectiveness and efficiency. From the perspective of effectiveness, the heuristic-based methods (e.g. [2, 26]) and the approximation-based methods (e.g. [39, 42]) may be sub-optimal in optimizing the end diversity metric, such as  $\alpha$ -NDCG and ERR-IA. From the perspective of efficiency, those RL-based approaches face a intrinsic challenge of exploring a huge space of all possible rankings, which inevitably leads to sub-optimal solution [36] or high time-complexity in both training and inference [10].

In this paper, in order to alleviate the problems of existing methods mentioned above, we propose to formalize the diverse ranking as a multi-agent cooperation process. Since Multi-Agent reinforcement learning (MARL) algorithm is used to optimize the DIVERSITY ranking model, we call this new method **MA4DIV**. Specifically, by treating each document as an independent agent within a Decentralized Partially Observable Markov Decision Process (Dec-POMDP) setting, we simulate a fully cooperative multi-agent task. In this setup, each agent (document) makes action selections based on observations that include the features of both the query and the documents, aiming to maximize a shared reward function that is

directly related to the diversity evaluation metrics of search results. Considering permutation equivariant [21] property of the ranking task, our MA4DIV framework leverages the Multi-Head Self-Attention (MHSA) for capturing the intricate relationships between documents. Furthermore, MA4DIV employs value decomposition [25] to optimize global diversity directly by the structures of mixing network and hypernetworks during training.

The advantages of our MA4DIV over existing works include:

(1) Compared to "greedy selection" paradigm, MA4DIV simultaneously predicts the ranking scores of all documents, which can improve the efficiency of ranking process and alleviate the local optimum problem.

(2) The ranking scores of all documents and a ranked documents list with diversity can be obtained in one time step. Therefore, MA4DIV has higher exploration efficiency than single-agent RL algorithms, such as MDP-DIV and  $M^2$ Div, which must go through an entire episode to explore a diversity ranking list.

(3) The training of the MA4DIV model does not require any approximations of different diversity metrics as they can be directly optimized as reward in the multi-agent reinforcement learning process.

In order to demonstrate the effectiveness and efficiency of MA4DIV, we conducted experiments on TREC benchmark datasets and Baidu dataset. The experimental results on TREC datasets showed that, MA4DIV achieved the state-of-the-art performance on some evaluation metrics, and training time was significantly shorter than baselines. Considering the small number of queries in TREC dataset (only 198 valid queries), we built a larger diversity dataset based on the real Baidu search engine data, which is called DU-DIV. On the DU-DIV dataset, MA4DIV achieved the state-of-the-art performance on all evaluation metrics, and demonstrated a substantial improvement in exploration efficiency and training efficiency.

## 2 RELATED WORK

### 2.1 Search Result Diversification

The construction of a diverse ranking list in search is commonly formalized as a sequential document selection process or a process of greedy sequential decision-making. The aim is to design effective criteria for estimating the utility a document can bring, which is believed to depend not only on the document itself but also on the preceding documents. Various models have been proposed to guide this selection.

Carbonell and Goldstein introduced the maximal marginal relevance criterion [2], which uses a linear combination of query-document relevance and document novelty to determine the document to be selected. This process is iterative, with the marginal relevance score updated as the number of documents in the result set increases. An extension of this concept, the probabilistic latent MMR model [12], was proposed by Guo and Sanner.

Approaches such as xQuAD [26] directly model different aspects of a query, estimating utility based on the relevance of retrieved documents to identified sub-queries or aspects. Hu et al. [15] proposed a utility function that leverages hierarchical intents of queries, aiming to maximize diversity in the hierarchical structure. Other researchers, like He et al. [13], have proposed combining implicit and explicit topic representations to create better diverse rankings,

while Gollapudi and Sharma [11] proposed an axiomatic approach to result diversification.

Machine learning techniques have also been applied to construct diverse ranking models, often adhering to the sequential document selection or greedy sequential decision-making framework. These techniques aim to automatically learn the utility function based on training queries. Several researchers have defined utility as a linear combination of handcrafted relevance and novelty features [34, 38, 48]. In [35], novelty can be modeled using deep learning models such as neural tensor networks. Radlinski et al. [24] propose to learn a diverse ranking of documents directly based on users' clicking behavior.

Reinforcement learning algorithms also are proposed to improve the effectiveness of "greedy selection" paradigm in search result diversification. MDP-DIV [36] consider the diverse ranking process as a Markov Decision Process (MDP). In MDP-DIV, agent select one document in one time step, so a ranked list can be obtained after an episode. And the episode reward can be any metrics, such as  $\alpha$ -DCG. While Feng et al. [10] think that "greedy selection" paradigm is easily lead to local optimum, so M<sup>2</sup>Div is proposed to introduce Monte Carlo Tree Search (MCTS) into MDP ranking process. In this way, M<sup>2</sup>Div does alleviate the problem that tend to fall into local optimum by conducting high-quality exploration, but also brings expensive training and inference costs.

There are other methods which approximate the diversity evaluation metrics to be differentiable and optimize the approximated metrics directly through the loss function. Based on score-and-sort paradigm, DALETOR [39] and MO4SRD [42] are proposed to derive differentiable diversification-aware losses which are approximation of different diversity metrics, such as  $\alpha$ -NDCG.

## 2.2 Reinforcement Learning for IR

Xu et al. [32] formulate a ranking process as an MDP and train the ranking model with a policy gradient algorithm of REINFORCE [33]. Singh et al. [27] propose PG Rank algorithm to enhance the fairness of ranking process with reinforcement learning methods. PPG [37] uses pairwise comparisons of two sampled document list with in a same query, which makes an unbiased and low variance policy gradient estimations. Yao et al. [40] model the interactions between search engine and users with a hierarchical Markov Decision Process, which improves the personalized search performance. RLIRank [47] implement a learning to rank (LTR) model for each iteration of the dynamic search process. Zou et al. [49] formulate the ranking process as a multi-agent Markov Decision Process, where the interactions among documents are considered in the ranking process. However, Zou et al. [49] conduct the single-agent reinforcement learning algorithm REINFORCE to optimize the ranking model.

## 2.3 Multi-Agent Reinforcement Learning

Value decomposition [5, 6, 25, 28, 30, 31] and Actor-Critic [18, 41, 44–46] are two typical branches of multi-agent reinforcement learning (MARL). Among these, QMIX [25] is the algorithm that first obtains the global utility function by nonlinear combination of individual utility functions, which can assign the global reward to each agent

implicitly and nonlinearly. In this paper, we conduct the framework of QMIX as a reference to optimize the diverse ranking process.

## 3 BACKGROUND

### 3.1 Dec-POMDP

In this work, we consider the process of diversity ranking as a fully cooperative multi-agent task which is usually modeled as a Decentralized Partially Observable Markov Decision Process (Dec-POMDP) [20]. Dec-POMDP is formally defined as a tuple  $G = \langle \mathcal{S}, \mathcal{A}, \mathcal{P}, r, \mathcal{Z}, \mathcal{O}, n, \gamma \rangle$ .  $s \in \mathcal{S}$  is the global state of the environment. Each agent  $i \in \mathcal{G} \equiv \{1, \dots, n\}$  chooses an action  $a^i \in \mathcal{A}$  which forms the joint action  $\mathbf{a} \in \mathcal{A} \equiv \mathcal{A}^n$ . The state transition function is modeled as  $\mathcal{P}(s'|s, \mathbf{a}) : \mathcal{S} \times \mathcal{A} \times \mathcal{S} \rightarrow [0, 1]$ . The reward function which is modeled as  $r(s, \mathbf{a}) : \mathcal{S} \times \mathcal{A}$  is shared by all agents and the discount factor is  $\gamma \in [0, 1)$ . It follows partially observable settings, where agents do not have access to the global state. Instead, it samples observations  $z \in \mathcal{Z}$  according to observation function  $\mathcal{O}(s, i) : \mathcal{S} \times \mathcal{A} \rightarrow \mathcal{Z}$ . Each agent has an action-observation history trajectory  $\tau^i \in T \equiv (\mathcal{Z} \times \mathcal{A})^*$ , on which it conditions a stochastic policy  $\pi^i(u^i|\tau^i) : T \times \mathcal{A} \rightarrow [0, 1]$ . In our algorithm, the joint policy  $\pi$  is based on action-value function  $Q_{tot}^\pi(s_t, \mathbf{a}_t) = \mathbb{E}_{s_{t+1:\infty}, \mathbf{a}_{t+1:\infty}} [\sum_{k=0}^{\infty} \gamma^k r_{t+k} | s_t, \mathbf{a}_t]$ . The final goal is to get the optimal action-value function  $Q^*$ .

### 3.2 Diversity Evaluation Metrics

In this section, we introduce three diversity evaluation metrics, namely  $\alpha$ -NDCG [7], ERR-IA [4] and S-recall [43]. The basic setting is that there are  $n$  documents in a query, and each document may cover 1 to  $m$  subtopics.

**3.2.1  $\alpha$ -NDCG.** Firstly, the  $\alpha$  discounted cumulative gain ( $\alpha$ -DCG) is defined as Equation (1).

$$\alpha\text{-DCG} = \sum_{i=1}^n \sum_{l=1}^m \frac{y_{il}(1-\alpha)^{c_{li}}}{\log_2(1+r_i)} \quad (1)$$

$y_{il} = 1$  means that subtopic  $l$  is covered by document  $i$  and  $y_{il} = 0$  is the opposite.  $\alpha$  is a parameter between 0 to 1, which quantifies the probability of a reader getting the information about a specific subtopic from a relevant document.  $r_i$  is the ranking position of document  $i$ , and  $c_{li}$  is the number of times that the subtopic  $l$  being covered by the documents on the prior positions to  $r_i$ . Specifically,  $c_{li}$  is defined as  $c_{li} = \sum_{j:r_j \leq r_i} y_{jl}$ .

Then, dividing the  $\alpha$ -DCG of a given documents list by the  $\alpha$ -DCG<sub>ideal</sub> of an ideal ranking list yields the normalized  $\alpha$ -NDCG,

$$\alpha\text{-NDCG} = \frac{\alpha\text{-DCG}}{\alpha\text{-DCG}_{ideal}} \quad (2)$$

The metric of top  $k$  documents in a given list, called  $\alpha$ -NDCG@ $k$ , is usually used to measure the diversity of the documents list.

**3.2.2 ERR-IA.** The ERR-IA is defined in Equation (3).

$$\text{ERR-IA} = \sum_{i=1}^n \frac{1}{r_i} \sum_{l=1}^m \frac{1}{m} \left( \prod_{j:r_j \leq r_i} \left( 1 - \frac{2^{y_{jl}} - 1}{2^{y_l^{max}}} \right) \right) \frac{2^{y_{il}} - 1}{2^{y_l^{max}}} \quad (3)$$

If  $y_{il}$  is a binary label ( $y_{il} = 0$  or  $1$ ), the Equation (3) can be rewritten as Equation (4).

$$ERR-IA = \sum_{i=1}^n \frac{1}{r_i} \sum_{l=1}^m \frac{1}{m} \frac{y_{il}}{2^{c_{il}+1}} \quad (4)$$

Similar to  $\alpha$ -NDCG@ $k$ ,  $ERR-IA@k$  is also often used in practice.

**3.2.3 S-recall.** The  $S$ -recall is always defined on top  $k$  documents of a ranked list, i.e.,

$$S\text{-recall}@k = \frac{|\cup_{i=1}^k \text{subtopics}(d_i)|}{|\cup_{i=1}^n \text{subtopics}(d_i)|} \quad (5)$$

Obviously,  $S\text{-recall}@k$  represents the proportion of subtopics number recalled in the first top  $k$  documents to the number of subtopics contained in the whole document list.

### 3.3 Test Collection for Diversified Search

Suppose there is a given query  $\mathbf{q}$  which is associated with a set of candidate documents  $\mathbf{D} = \{\mathbf{d}_1, \dots, \mathbf{d}_n\} \in \mathcal{D}$ , where query  $\mathbf{q}$  and each document  $\mathbf{d}_i$  are represented as  $L$ -dimensional preliminary representations, i.e., the  $L$ -dimensional vector given by the BERT model [9], and  $\mathcal{D}$  is the set of all candidate documents. Our objective is to sort the documents in the candidate set  $\mathcal{D}$  in such a way that the documents ranked higher cover as many subtopics as possible, thereby improving the diversity evaluation metrics.

To compute the diversity metrics introduced above, we need to collect a test collection with relevance labels at the subtopic level. Therefore, a test collection with  $N$  labeled queries can be formulated as:

$$\{(q^k, D^k), J^k\}_{k=1}^N$$

where  $J^k$  is a binary matrix with  $n \times m$  dimensions.  $J^k(i, l) = 1$  means that document  $\mathbf{d}_i$  covers the  $l$ -th subtopic in the given query  $q^k$  and  $J^k(i, l) = 0$  otherwise.

## 4 THE MA4DIV MODEL

In this section, we first describe how to formulate the search results diversification problem as a Dec-POMDP by introducing the basic elements in the MA4DIV framework. Then, we present the architecture of the MA4DIV framework, as shown in Figure 1, and elaborate the implementation of the Agent Network, Ranking Process, and Mixing Network. Finally, we will give an algorithm to train the MA4DIV.

### 4.1 Essential Elements of MA4DIV

In Section 3.1, we define the process of diversity ranking as a Dec-POMDP. Next, we introduce the essential elements of Dec-POMDP specified to our MA4DIV:

**Agents  $\mathcal{G}$ :** We model each document  $i \in \{1, \dots, n\}$  as agent  $i \in \mathcal{G} \equiv \{1, \dots, n\}$ . In the setting of multi-agent cooperation, each document implements the ranking process by cooperating with each other.

**Observation  $\mathcal{O}$ :** Observation represents the localized information that each agent receives. Each agent makes decisions based

on its respective observation  $\mathbf{o}_i$ . The definition of  $\mathbf{o}_i$  is shown as Equation (6).

$$\mathbf{o}_i = \{\mathbf{q}, \mathbf{d}_i, \mathbf{D}\} \quad (6)$$

where  $\mathbf{q}$  is embedding vector of the given query,  $\mathbf{d}_i$  is embedding vector of document  $i$  and  $\mathbf{D} = \{\mathbf{d}_1, \dots, \mathbf{d}_n\}$  represents the embedding vectors of all documents.

**State  $\mathcal{S}$ :** State signifies global information and holds a pivotal role in multi-agent cooperation. It is through the utilization of state  $\mathcal{S}$  that effective collaboration between agents (documents) can be established, resulting in a diverse and high-quality ranking list. State is defined as:

$$\mathbf{s} = \{\mathbf{q}, \mathbf{D}\} \quad (7)$$

From Equation (7) we can see that state  $\mathbf{s}$  contains information for the given query  $\mathbf{q}$  and information for all documents  $\mathbf{D} = \{\mathbf{d}_1, \dots, \mathbf{d}_n\}$ .

**Actions  $\mathcal{A}$ :** The action space  $a_i \in \mathcal{A}$  of the MA4DIV algorithm is defined as a set of discrete ranking scores  $s_i \in \{1, \dots, |\mathcal{A}|\}$ . When making decisions, agent  $i$  will select an action  $a_i$  from  $\mathcal{A}$ . The corresponding score  $s_i$  serves as the basis for agent  $i$  (document  $i$ ) to assess the level of diversity to itself.

Upon the selection of joint-action  $\mathbf{a} = \{a_1, \dots, a_n\}$  by all agents based on joint-observation  $\mathbf{o} = \{\mathbf{o}_1, \dots, \mathbf{o}_n\}$ , the ranking scores of candidate documents list  $\mathbf{D} = \{\mathbf{d}_1, \dots, \mathbf{d}_n\}$  can be obtained as  $\mathbf{scores} = \{s_1, \dots, s_n\}$ . By sorting all documents according to  $\mathbf{scores}$ , a ranked document list by diversity level can be achieved, called  $\mathbf{D}_{\text{ranked}}$ .

**Reward  $\mathcal{R}$ :** The reward function should guide the parameter updates of the model to achieve diversity of ranked documents. In search result diversification, there are some evaluation metrics, such as  $\alpha$ -NDCG, are used to evaluate the diversity of a ranked document list. So it's natural to consider these metrics as reward functions. In this paper, we define the reward function as  $\alpha$ -NDCG at top  $k$  positions:

$$\mathcal{R}(\mathbf{D}_{\text{ranked}}) = \alpha\text{-NDCG}@k \quad (8)$$

**Episode  $\mathcal{E}$ :** In typical MDP, an episode contains multiple decision steps. So the objective function is cumulative rewards in an episode with a discount factor  $\gamma$ , defined as:

$$G_t = \sum_{k=0}^{n-1-t} \gamma^k \mathcal{R}_{t+k+1} \quad (9)$$

where  $n$  is the step number in an episode.

However, the episode in MA4DIV contains only one step. Since the complete ranked document list can be obtained in one time step, the reward can then be calculated for end-to-end training. Therefore, instead of implementing a multi-step decision through a state transition function, an episode can contain only one step. And the final objective function of MA4DIV can be written as:

$$G = \mathcal{R} = \alpha\text{-NDCG}@k \quad (10)$$

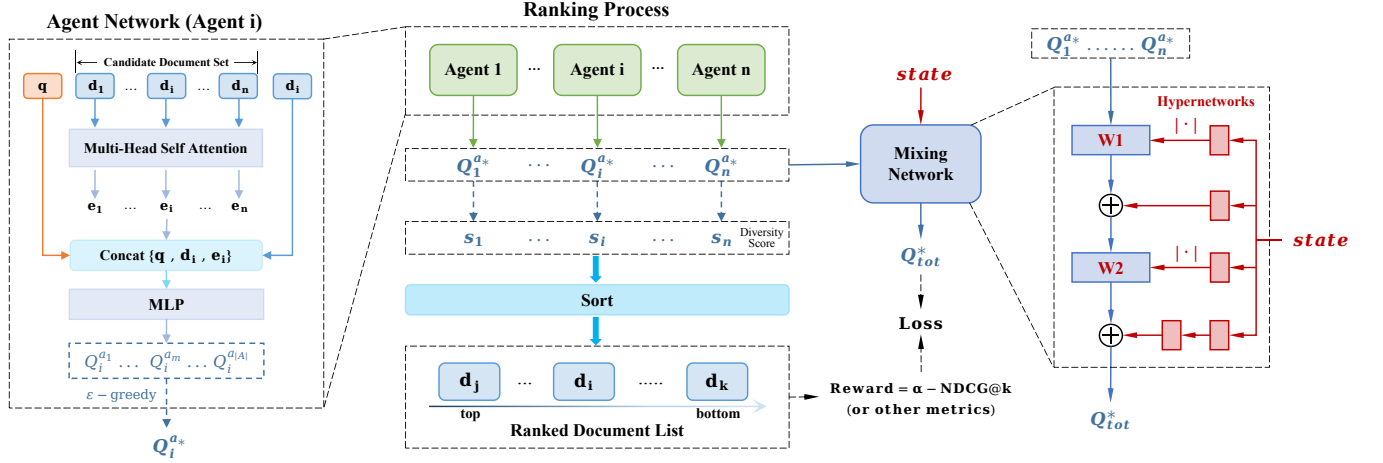


Figure 1: The Framework of MA4DIV.

## 4.2 Agent Network

In Figure 1, the green modules represent the Agent Network, which share parameters with each other. On the left side of Figure 1 is the detailed structure of the Agent Network. It can be seen that we concatenate  $\{q, d_i, e_i\}$ , which is precisely the observation for agent  $i$  defined in Equation (6). And  $e_i$  is a vector with high-level cross feature between document  $i$  and all other documents, computed by Multi-Head Self-Attention (MHSA) module:

The MHSA module is an essential component in Transformer [29] and its variants. Given an input matrix  $X \in \mathbb{R}^{n \times L}$ , where  $n$  and  $L$  denote the number of documents in candidate document set  $\mathbf{D}$  and the embedding vector dimension of  $d_i$ . MHSA computes a weighted sum of all the input tokens for each token. The weight (also called attention score) between two tokens is calculated using their similarity.

Specifically, MHSA first linearly projects the input matrix into query  $\mathbf{Q}$ , key  $\mathbf{K}$ , and value  $\mathbf{V}$  matrices, i.e.,  $\mathbf{Q} = \mathbf{X}\mathbf{W}_Q$ ,  $\mathbf{K} = \mathbf{X}\mathbf{W}_K$ , and  $\mathbf{V} = \mathbf{X}\mathbf{W}_V$ , where  $\mathbf{W}_Q$ ,  $\mathbf{W}_K$ , and  $\mathbf{W}_V$  are learnable weight matrices with dimensions  $L \times d_k$ ,  $L \times d_k$ , and  $L \times d_v$  respectively, and  $d_k$  and  $d_v$  are the dimensions of keys/values. Then, the attention score between each two tokens is computed as  $A_s = \text{softmax}(\frac{\mathbf{Q}\mathbf{K}^T}{\sqrt{d_k}})$ .

The output of MHSA is  $\mathbf{O} = A_s\mathbf{V}$ , with  $\mathbf{O} \in \mathbb{R}^{n \times d_v}$ .

MHSA further enhances the model capacity by applying the above process multiple times in parallel, which is called multi-head mechanism. Suppose there are  $h$  heads, the output after multi-head is  $\mathbf{O} = [\mathbf{O}_1; \mathbf{O}_2; \dots; \mathbf{O}_h]\mathbf{W}_O$ , where  $[\cdot]$  denotes concatenation, and  $\mathbf{O}_i$  and  $\mathbf{W}_O$  are the output of the  $i$ -th head and a learnable weight matrix with dimensions  $h \cdot d_v \times d$ , respectively. Finally,  $\mathbf{O}$  is reshaped to output  $e_i$  as Equation (11):

$$\{e_1, \dots, e_i, \dots, e_n\} = \text{MHSA}([\mathbf{d}_1, \dots, \mathbf{d}_n]) \quad (11)$$

Why do we employ the MHSA module to obtain  $e_i$  rather than using other networks like MLP to compute the cross features of all documents directly? The main reason is as follows:

According to [21], the ranking model should satisfy the permutation invariance property which is described as following Definition:

DEFINITION 1 (PERMUTATION INVARIANCE).

*The target ranking for a given set is the same regardless of the order of documents in the set. In other words, no matter how exchange the positions of  $d_i$  and  $d_j$  in inputs information, it will not affect the final ranking result.*

A method to construct a ranking model in accordance with Permutation Invariance involves initially attributing scores to the documents via a permutation equivariant scoring function, followed by ordering based on these scores. Pang et al. [21] also proved that the multi-head attention block is permutation equivariant. Therefore, the MHSA module is used to compute higher-level cross feature vectors between documents.

Then, the action-values  $Q_i^{a_m}$ ,  $m \in \{1, \dots, |\mathcal{A}|\}$  are calculated according to Equation (12). Specifically,  $Q_i^{a_m} = Q(\mathbf{o}_i, a_m)$  represents the expected reward of taking a specific action  $a_m$  in a given observation  $\mathbf{o}_i$  for agent  $i$ , which is defined in Equation (13).

$$\{Q_i^{a_1}, \dots, Q_i^{a_m}, \dots, Q_i^{a_n}\} = \text{MLP}(\{q, d_i, e_i\}) \quad (12)$$

$$\begin{aligned} Q_i^{a_m} &= Q(\mathbf{o}_i, a_m) \\ &= \mathbb{E}[\mathcal{R} | \mathbf{o} = \mathbf{o}_i, a = a_m] \end{aligned} \quad (13)$$

In reinforcement learning (RL), a popular approach to select the action-value is the  $\epsilon$ -greedy policy, which is used to balance exploration and exploitation during the learning process.

Specifically, with a probability of  $1 - \epsilon$ , the agent  $i$  chooses the action-value  $Q_i^{a_*}$  which has the highest estimated value ( $\max Q_i^{a_m}$ ) for the current observation  $\mathbf{o}_i$ , and the corresponding chosen action is  $a_* = \arg \max_{a_m} Q_i^{a_m}, \forall m \in \{1, \dots, |\mathcal{A}|\}$ . This is the exploitation part, where the agent makes the best decision based on the current model. On the other hand, with a probability of  $\epsilon$ , the agent  $i$  chooses an action-value uniformly at random from  $|\mathcal{A}|$  action-values. This is the exploration part, where the agents try to discover new permutations of the candidate documents set. Mathematically, this process can be written as Equation (14):

$$Q_i^{a_*} = \begin{cases} \max Q_i^{a_m}, \forall m \in \{1, \dots, |\mathcal{A}|\} & \text{with } p=1-\varepsilon \\ \text{random } Q_i^{a_m}, \forall m \in \{1, \dots, |\mathcal{A}|\} & \text{with } p=\varepsilon \end{cases} \quad (14)$$

In the training process, the value of  $\varepsilon$  is often initially set to a high value (e.g., 1.0), and gradually decayed to a low value (e.g., 0.05) over training steps  $t$  ( $\varepsilon(t) = \max(0.05, 1 - \frac{t}{T})$ ), allowing the agent to explore the environment extensively at the beginning, and then exploit more as its knowledge increases. In the testing process, we set  $\varepsilon = 0$  to get the optimal policy.

In this way, the  $\varepsilon$ -greedy policy used in MA4DIV helps to balance the trade-off between exploration and exploitation, which promotes to explore more different ranking permutation. And it's more conducive to update the parameters of the Agent Network.

### 4.3 Ranking Process

In the ranking process, the agents receive a query  $\mathbf{q}$  and the associated documents  $\mathbf{D} = \{\mathbf{d}_1, \dots, \mathbf{d}_n\}$ . As shown in Figure 1, each agent  $i$  select its own action-value  $Q_i^{a_*}$  and the corresponding action  $a_*^i$  according to Equation (14). Because the action space  $\mathcal{A}$  is defined as discrete ranking scores, that is, each action  $a_m$  corresponds to a ranking score. So the ranking scores of all documents can be obtained as  $\text{scores} = \{s_1, \dots, s_n\}$ . Finally, a ranked document list  $\mathbf{D}_{\text{ranked}}$  is obtained based on the descending order of  $\text{scores}$ .

We show the pseudo-code of ranking process in **Algorithm 1**.

---

#### Algorithm 1: The Ranking Process of MA4DIV

---

- 1 **Inputs:** Give the query  $\mathbf{q}$  and documents  $\mathbf{D} = \{\mathbf{d}_1, \dots, \mathbf{d}_n\}$ .
  - 2 **Select Actions:** Each agent  $i$  select action-value  $Q_i^{a_*}$  to get  $\{Q_1^{a_*}, \dots, Q_i^{a_*}, \dots, Q_n^{a_*}\}$  and  $\{a_*^1, \dots, a_*^i, \dots, a_*^n\}$  base on Equation (14).
  - 3 **Getting Scores:** Get the corresponding ranking scores  $\text{scores} = \{s_1, \dots, s_i, \dots, s_n\}$ .
  - 4 **Sorting:** Sort the candidate documents in  $\mathbf{D}$  based on  $\text{scores}$ .
  - 5 **Output:** Get a ranked document list  $\mathbf{D}_{\text{ranked}}$ .
- 

### 4.4 Value-Decomposition for MA4DIV

After the ranking process, the reward  $\mathcal{R}$  is obtained according to Equation (8) based on  $\mathbf{D}_{\text{ranked}}$ . Obviously,  $\mathcal{R}$  is a scalar while there are  $n$  action-values  $\{Q_1^{a_*}, \dots, Q_n^{a_*}\}$  for all agents.  $\mathcal{R}$  is the evaluation of the global ranking effect, while  $Q_i^{a_*}$  is related to the score of a single document. Therefore, we cannot use  $\mathcal{R}$  to directly update the action-value functions of all agents.

The MARL algorithms based on value decomposition, such as [25, 28, 30], consider that there is the global utility function  $Q_{tot}^*$  can be decomposed into the action-value functions  $Q_i^{a_*}$  of all individual agents.  $Q_{tot}^*$  represents the action-value utility of the joint-action  $\mathbf{a}$  under the joint-observation information  $\mathbf{o}$ , and is also a scalar value. The monotonic decomposition relation can be expressed as Equation (15):

$$\arg \max_{\mathbf{a}} Q_{tot}^*(\mathbf{o}, \mathbf{a}) = \begin{pmatrix} \arg \max_{a_1} Q_1(\mathbf{o}_1, a_1) \\ \vdots \\ \arg \max_{a_n} Q_n(\mathbf{o}_n, a_n) \end{pmatrix} \quad (15)$$

In online ranking process, all agents adopt a greedy strategy to score documents, which is consistent with the maximization operation on the right side of Equation (15). So we just need to learn how to maximize  $Q_{tot}^*$ . Since  $Q_{tot}^*$  is a global utility function and  $\mathcal{R}$  is also used to measure the global ranking effect, we can maximize  $Q_{tot}^*$  with  $\mathcal{R}$ , thus maximizing the utility of each individual agent ( $Q_i^{a_*}$ ). The specific loss function will be introduced in the following Section 4.6 (Equation (19)).

Furthermore, QMIX [25] proposes a sufficient but not necessary realization to satisfy Equation (15). Monotonicity can be enforced by a constraint condition on the relationship of partial derivative between  $Q_{tot}^*$  and  $Q_i^{a_*}$ :

$$\frac{\partial Q_{tot}^*}{\partial Q_i^{a_*}} \geq 0, \quad \forall i \in \mathcal{G} \equiv \{1, \dots, n\} \quad (16)$$

Additionally, in Equation (15) and (16), it is established that  $Q_i^{a_*} = \max Q_i(\mathbf{o}_i, a_m)$ ,  $a_*^i = \arg \max_{a_m} Q_i(\mathbf{o}_i, a_m)$ ,  $\forall m \in \{1, \dots, |\mathcal{A}|\}$ .

### 4.5 Mixing & Hyper Network Structure

To convert the individual action-value functions  $Q_i^{a_*}$  into the global utility function  $Q_{tot}^*$  and ensure compliance with Equation (16), an architecture consisting of a mixing network and a set of hypernetworks is designed. The right part of Figure 1 illustrates the detail structure.

**Mixing network**, a fully connected network, utilizes the action-values  $\{Q_1^{a_*}, \dots, Q_n^{a_*}\}$  from the agent network as inputs, and then, monotonically combines these inputs to generate  $Q_{tot}^*$ . The calculation process is shown as:

$$Q_{tot}^* = \mathbf{W}_2 \cdot \text{Elu}(\mathbf{W}_1 \cdot [Q_1^{a_*}, \dots, Q_n^{a_*}] + \mathbf{B}_1) + \mathbf{B}_2 \quad (17)$$

**Hypernetworks**, several fully connected networks, play a role in generating mixing network weights. Firstly, each hypernetwork takes global state  $\mathbf{s}$  as input and generate the vectors of  $\mathbf{W}_1$ ,  $\mathbf{B}_1$ ,  $\mathbf{W}_2$ ,  $\mathbf{B}_2$  respectively. Then, the vectors are reshaped into matrices of appropriate size as parameters for the mixing network. Lastly, to achieve the monotonicity constraint of Equation (16),  $\mathbf{W}_1$ ,  $\mathbf{W}_2$  are limited to non-negative by an absolute activation function. However, biases  $\mathbf{B}_1$ ,  $\mathbf{B}_2$  do not need to be set to non-negative because biases has nothing to do with the partial derivatives between  $Q_{tot}^*$  and  $Q_i^{a_*}$ . The hypernetworks operate as follows:

$$\begin{aligned} \mathbf{W}_1 &= \text{Reshape}(|\text{FC}_{\mathbf{W}_1}(\mathbf{s})|), \mathbf{B}_1 = \text{Reshape}(\text{FC}_{\mathbf{B}_1}(\mathbf{s})) \\ \mathbf{W}_2 &= \text{Reshape}(|\text{FC}_{\mathbf{W}_2}(\mathbf{s})|), \mathbf{B}_2 = \text{Reshape}(\text{FC}_{\mathbf{B}_2}(\mathbf{s})) \end{aligned} \quad (18)$$

### 4.6 Training Process of MA4DIV

In this section, we introduce the complete training process for MA4DIV. The parameters of models are  $\Theta = \{\theta, \psi, \phi\}$  where  $\theta$  represents the parameters of agent network,  $\psi$  and  $\phi$  are the parameters of mixing network and hypernetworks respectively. The model parameters  $\Theta$  is updated on  $N$  training data with the form of  $\{(q^k, D^k), J^k\}_{k=1}^N$ .

**Algorithm 2** shows the training pseudo-code. At the beginning, parameters  $\Theta$  are initialized randomly and the replay buffer  $\mathcal{M}$  is set to  $\emptyset$ . A whole training epoch consists of two parts. The first part is the stage of data generation. Given data  $\mathbf{q} = q^i$ ,  $\mathbf{D} = D^i$ ,

with subtopic labels  $J^i$ , tuple  $\mathcal{T}$  in the episode is obtained based on the definition in Equation (6, 7, 8). Then, store the tuple  $\mathcal{T}$  in replay buffer. Each epoch can generate a kind of permutation of all documents  $\{D^k\}_{k=1}^N$  in all training data. The second part is updating models with parameters  $\Theta$  for  $N\_update$  times. And the update is performed by sampling data through a mini-batch approach from  $\mathcal{M}$ . The whole network is trained end-to-end by minimizing the loss shown in Equation (19) and (20) to maximize  $Q_{tot}$ .

$$\mathcal{L}_{TD} = \sum_{i=1}^b (y_i^{tot} - Q_{tot}(\mathbf{o}, \mathbf{a}, \mathbf{s}; \Theta))^2 \quad (19)$$

$$\begin{aligned} y^{tot} &= \mathcal{R} + \gamma \max_{a'} Q_{tot}(\mathbf{o}', \mathbf{a}', \mathbf{s}'; \Theta') \\ &= \mathcal{R} \end{aligned} \quad (20)$$

---

**Algorithm 2:** The Training Process of MA4DIV
 

---

```

1 Initialize: The parameters of network  $\Theta = \{\theta, \psi, \phi\}$ , replay
  buffer  $\mathcal{M}$ .
2 Inputs: Training data  $\{(q^k, D^k), J^k\}_{k=1}^N$ .
3 for  $epoch = 1$  to  $N\_epoch$  do
4   // generate data
5   for  $i = 1$  to  $N$  do
6     Current training data:  $\mathbf{q} = q^i$ ,  $\mathbf{D} = D^i$ , with subtopic
7     labels  $J^i$ .
8     Rollout an episode following Algorithm 1.
9     Collect a tuple  $\mathcal{T} = (\mathbf{o}, \mathbf{s}, \mathbf{a}, \mathcal{R}, \mathbf{o}', \mathbf{s}')$  during this
10    episode.
11    Store the tuple  $\mathcal{T}$  in  $\mathcal{M}$ .
12  // update models
13  for  $update = 1$  to  $N\_update$  do
14    Sample a random minibatch  $b$  from  $\mathcal{M}$ .
15    Calculate  $y^{tot}$  and loss  $\mathcal{L}$  for all sampled data from
16     $b$  based on Equation (20) and (19).
17    Update the parameters of networks  $\Theta$  by gradient
18    descent.
19 Output: A well-trained ranking model with parameters  $\Theta$ .

```

---

In Equation (19),  $b$  is the batch size of sampled data from replay buffer. In Equation (20),  $Q_{tot}(\mathbf{o}', \mathbf{a}', \mathbf{s}'; \Theta')$  is calculated based on information of the next time step, i.e.,  $\mathbf{o}', \mathbf{a}', \mathbf{s}'$ , in typical MDP which contains multiple decision steps. However, we define that MA4DIV only have one time step for an episode, so  $\mathbf{o}', \mathbf{a}', \mathbf{s}'$  do not exist and  $Q_{tot}(\mathbf{o}', \mathbf{a}', \mathbf{s}'; \Theta')$  equals to 0, that is  $y^{tot} = \mathcal{R}$ .

## 5 EXPERIMENTS

Our experiments mainly focus on next research questions:

**(RQ.1)** How does MA4DIV perform on the TREC Web Track datasets when compared to existing diversified search baselines?

**(RQ.2)** How does MA4DIV perform on a large-scale industrial dataset comparing to existing baselines?

**(RQ.3)** How efficient is MA4DIV in training process?

### 5.1 Datasets

We conduct experiments to address above research questions on two datasets, TREC 2009~2012 Web Track datasets and DU-DIV dataset. TREC 2009~2012 Web Track datasets are publicly available and Xia et al. [36] first uses them for training and evaluating diversified search models. Almost all the following works, such as  $M^2Div$  [10], DALETOR [39], MO4SRD [42], etc., conduct experiments on these datasets. As a widely used test collection for diversified search, the TREC Web track dataset only contains 198 queries, and previous studies often use Doc2vec [16] to obtain the document embeddings on this dataset. In this work, to ensure a fair and meaningful comparison with existing work, we first compare MA4DIV with existing baselines on the this relatively small dataset. Then, we further conduct extensive experiments on a new and larger scale diversity dataset called DU-DIV, which is constructed based on real user data in Baidu search engine.

The details of these two datasets are shown in Table 1. The DU-DIV dataset has 4473 queries, far more than the TREC datasets. The documents in the DU-DIV dataset are the top-15 documents retrieved by the Baidu search engine for each query, which makes this dataset particularly useful for the diversified ranking task in which we need to rerank these top documents for diversity. In the TREC web track datasets, each document contains a maximum of 7 subtopics. In the DU-DIV dataset, we predefined 50 subtopics, such as law, healthcare, education, etc. Each document corresponds to one or more of the predefined subtopics. Moreover, while previous studies on the TREC web track dataset often use the Doc2vec model to represent queries and documents in vector with  $L=100$  dimensions, the DU-DIV dataset utilizes the more powerful model BERT [9] to encode queries and documents into vectors with  $L=1024$  dimensions.

### 5.2 Experimental Settings

Considering that TREC datasets contain only 198 queries, this is prone to overfitting for existing deep learning models. In addition, the average number of documents related to each query is about 211, but a large number of these documents do not contain any subtopics. Therefore, we reshape TREC dataset. That is, from each of the original document lists in TREC (198 lists in total, with an average of 211 documents per query), we subsample 30 documents at a time to form a new document list. This process runs multiple times over a document list associated with the same query, resulting in a reshaped dataset with a total of 6,232 document lists (198 unique queries). And it's crucial to ensure that an appropriate number of the 30 documents sampled contain at least one subtopic.

We conduct 5-fold cross-validation experiments on the reshaped TREC dataset with the same subset split based on unique queries as in [10]. In the DU-DIV dataset, we randomly sample 80% of 4473 unique queries and their associated document lists to the training set, and the left 20% to the test set.

The code framework of MA4DIV is based on PyMAREL2 framework [14], which is a open-source code framework for multi-agent reinforcement learning. The key hyperparameters of MA4DIV on two datasets are shown in Table 2.  $|\mathcal{A}|$  is the dimension of action space, i.e. the number of discrete scores (1, ...,  $|\mathcal{A}|$ ).  $L$ ,  $H$  and  $z$



**Table 1: Comparisons of datasets TREC and DU-DIV.**

Dataset	Source	No. of Queries	No. of Documents per Query	No. of Subtopics	Representation
TREC	TREC 2009~2012 Web Track	198	average 211 docs/query	maximum 7 subtopics/doc	Doc2vec [16]
DU-DIV	Baidu	4473	15 docs/query	total 50 subtopics	BERT [9]

**Table 2: Hyperparameters of MA4DIV on different dataset.**

Dataset	$ \mathcal{A} $	$L$	$H$	$z$
TREC	30	1	4	64
DU-DIV	15	1	4	256

respectively represent the number of MHSA block, attention heads and attention embedding dimensions of MHSA.

We compare MA4DIV with several state-of-the-art baselines in search result diversification, including the heuristic methods:

**MMR** [2]: a heuristic approach which select document according to maximal marginal relevance.

**xQuAD** [26]: a representative approach that explicitly models different aspects underlying the query in the form of subqueries.

**MDP-DIV** [36]: a single-agent reinforcement learning approach which model the diverse ranking process as MDP.

**M<sup>2</sup>Div** [10]: a single-agent reinforcement learning approach which utilizes Monte Carlo Tree Search to enhance ranking policy.

**DALETOR** [39]: a method for approximating evaluation metrics that optimizes an approximate and differentiable objective function.

**MO4SRD** [42]: another method to make evaluation metrics differentiable and optimize the approximating evaluation metrics.

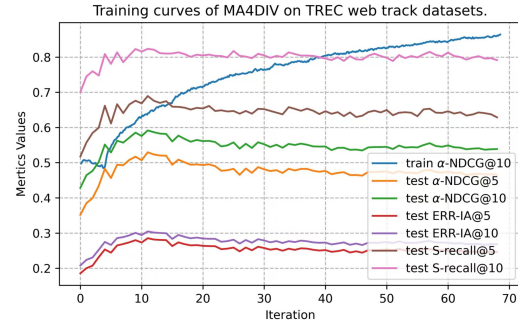
We reproduce the code of DALETOR and MO4SRD, and ensure that these two algorithms have the same parameter scale of MHSA structure as our MA4DIV in Table 2, that is, the  $L = 1$  and  $H = 4$ ,  $z$  is 64 and 256 respectively on two datasets.

### 5.3 Experimental Results

Table 3 and 4 report the performances of all baselines and our MA4DIV in terms of the six diversity performance metrics, including  $\alpha$ -NDCG@5,  $\alpha$ -NDCG@10, ERR-IA@5, ERR-IA@10, S-recall@5, S-recall@10 on the TREC web track datasets and the DU-DIV dataset respectively. We highlight the top three algorithms on each metric by darkening the background color of the numbers.

**5.3.1 TREC web track datasets.** In Table 3, M<sup>2</sup>Div and MO4SRD have the best performance in term of  $\alpha$ -NDCG, our MA4DIV performs worse than these two algorithms but better than the others. Moreover, MA4DIV takes the lead in both ERR-IA and S-recall metrics, with MO4SRD also exhibiting strong performance in S-recall metric. Considering multiple evaluation metrics comprehensively, MA4DIV, M<sup>2</sup>Div and MO4SRD are the best three algorithms on the TREC web track datasets. (answer to **RQ.1**)

As mentioned in Section 5.1, TREC web track datasets have only 198 unique queries, deep learning methods are prone to overfitting on this dataset. Figure 2 shows the training curve of MA4DIV on the TREC web track datasets. We can see, after about the 11 iterations, MA4DIV achieves the best performance on the test data, and the subsequent iterations fall into overfitting the relatively

**Figure 2: Training curves of MA4DIV on TREC web track datasets.**

small training set. However, the evaluation metric  $\alpha$ -NDCG@10 on the training set grows to more than 0.8. These results indicate that:

- Our MA4DIV is capable to effectively optimize the diversity metric  $\alpha$ -NDCG@10.
- However, it could easily overfit the relatively small training set of the TREC web track dataset, which only contains 198 unique queries.
- Therefore, MA4DIV has the potential to perform even better in the search result diversification task when given a larger dataset.

Therefore, we further construct the DU-DIV dataset and conduct extensive experiments on it.

**5.3.2 DU-DIV dataset.** Table 4 shows results in different evaluation metrics on the DU-DIV dataset. Obviously, MA4DIV achieves state-of-the-art performances on all six evaluation metrics. Heuristic algorithms, MMR and xQuAD, perform poorly on  $\alpha$ -NDCG. Comparing to single-agent reinforcement learning methods, MDP-DIV and M<sup>2</sup>Div, MA4DIV has a better performance on evaluation metrics which demonstrate that MA4DIV can improve the diversity of search results. And MA4DIV also outperforms DALETOR and MO4SRD which optimize the approximate value of the evaluation metrics. This verifies that directly optimizing the evaluation metrics is indeed better than optimizing the approximation of the evaluation metrics. All these results demonstrate that the proposed MA4DIV method outperforms existing search result diversification methods on an industrial scale dataset (answering **RQ.2**).

Interestingly, we notice that MDP-DIV, which does not perform well on the TREC web track datasets, is the second best performing algorithm on the DU-DIV dataset, following our MA4DIV in terms of  $\alpha$ -NDCG@5 and  $\alpha$ -NDCG@10. In MDP-DIV, the reward function is defined as:  $R(s_t, a_t) = \alpha\text{-DCG}[t+1] - \alpha\text{-DCG}[t]$ , where  $\alpha\text{-DCG}[t]$  is the discounted cumulative gain at the  $t$ -th ranking position. And the objective function of MDP-DIV is to maximize the cumulative rewards in one episode, that is  $G_t = \sum_{k=0}^{n-1-t} \gamma^k R_{t+k+1}$ .



**Table 3: Performance comparison of baselines and MA4DIV on TREC web track datasets. The best result in each metric is bold and the top-3 results are shaded. "\*" indicates the difference between the baseline and M4DIV (ours) is statistically significant.**

Method	$\alpha$ -NDCG@5	$\alpha$ -NDCG@10	ERR-IA@5	ERR-IA@10	S-recall@5	S-recall@10
MMR	0.4273*	0.5059*	0.2015*	0.2153*	0.6058*	0.7848*
xQuAD	0.4451*	0.5296*	0.2108*	0.2243*	0.5994*	0.7887*
MDP-DIV	0.4987*	0.5663*	0.2662	0.2865	0.6310*	0.7853*
M <sup>2</sup> Div	<b>0.5144*</b>	0.5798*	0.2338*	0.2448*	0.6593	0.8028
DALETOR	0.5008	0.5703	0.2237*	0.2355*	0.6451*	0.8012
MO4SRD	0.5135*	<b>0.5815*</b>	0.2280*	0.2396*	0.6576	<b>0.8074</b>
MA4DIV (ours)	0.5056	0.5724	<b>0.2680</b>	<b>0.2882</b>	<b>0.6600</b>	0.8070

**Table 4: Performance comparison of baselines and MA4DIV on DU-DIV dataset. The best result in each metric is bold and the top-3 results are shaded. "\*" indicates the difference between the baseline and M4DIV (ours) is statistically significant.**

Method	$\alpha$ -NDCG@5	$\alpha$ -NDCG@10	ERR-IA@5	ERR-IA@10	S-recall@5	S-recall@10
MMR	0.7416*	0.8171*	0.7583*	0.8100*	0.6062*	0.8481*
xQuAD	0.7075*	0.8277*	0.7745*	0.8201*	0.5670*	0.8520*
MDP-DIV	0.8101*	0.8623	0.7694*	0.8204*	0.6389*	0.8590*
M <sup>2</sup> Div	0.8089*	0.8610*	0.7633*	0.8142*	0.6468	0.8608*
DALETOR	0.7981*	0.8543*	0.7450*	0.7955*	0.6447*	0.8550*
MO4SRD	0.7989*	0.8553*	0.7467*	0.7969*	0.6432*	0.8556*
MA4DIV (ours)	<b>0.8187</b>	<b>0.8702</b>	<b>0.7836</b>	<b>0.8342</b>	<b>0.6534</b>	<b>0.8699</b>

**Table 5: The comparison of the training time taken by different algorithms to achieve the optimal value of metrics.**

Method	Training Time
MDP-DIV	5~6 hours
MO4SRD	6~7 hours
M <sup>2</sup> Div	1 day +
MA4DIV (ours)	20~25 mins

Consider that Xia et al. [36] sets  $\gamma=1$  and  $\alpha\text{-}DCG[t]=0$ , the objective function can be rewritten as  $G_t = \alpha\text{-}DCG[n]$ , which is equal to  $\alpha\text{-}DCG$  defined in Equation (2). In addition, the objective function of our MA4DIV defined in Equation (10) is equal to  $\alpha\text{-}NDCG$ . Essentially, the optimization objective of MDP-DIV is basically the same as that of our MA4DIV. Therefore, due to the correctness of its optimization objective, MDP-DIV can outperform all the other baselines.

## 5.4 Comparison and Analysis of Efficiency

**5.4.1 Training Time on TREC web track datasets.** To highlight the efficiency of our MA4DIV, we also compare several algorithms from the perspective of training time. Table 5 shows the comparison of training time taken by different algorithms to achieve their optimal performance on the TREC web track datasets. To ensure a fair comparison, all the algorithms in Table 5 run on the same machine. We can see that M<sup>2</sup>Div takes over a day to reach optimal performance. This is because M<sup>2</sup>Div utilizes Monte Carlo Tree Search for policy enhancement, which is highly time-consuming. The time taken by MDP-DIV and MO4SRD is close and significantly less than M<sup>2</sup>Div. The proposed MA4DIV takes the shortest time, approximately only 20~25 minutes. This is due to the efficient exploration ability of

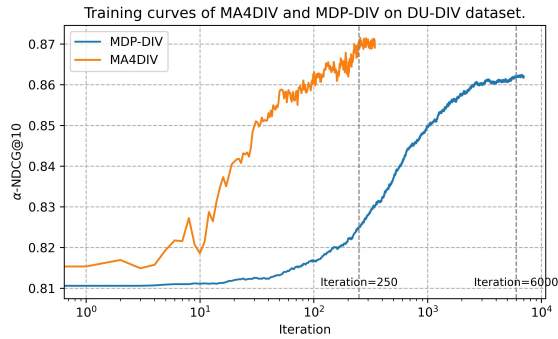
using a multi-agent to model the ranking process, in which a permutation of the given documents set ( $n$  documents) can be obtained at one time step. The single agent reinforcement learning algorithm MDP-DIV can only explore a permutation of the given documents after a whole episode which contains  $n$  time steps. This is the main reason why the training time of MA4DIV is significantly shorter than MDP-DIV. In MO4SRD, the complexity of calculating all approximate ranking positions  $r_i$  in Equation (1) is  $O(n^2)$  and the complexity of calculating all  $c_{li}$  approximations is  $O(n^2m)$ , which are time-consuming parts. While MA4DIV directly optimizes Equation (2) without complex approximations, which takes significantly less time.

In summary, the training time of MA4DIV is significantly shorter than that of other baselines, which demonstrate its training efficiency and answers **RQ.3**.

**5.4.2 Iteration Times on DU-DIV dataset.** As the optimization goals of MA4DIV and MDP-DIV are essentially the same as we discussed in Section 5.3.2, we are interested in comparing the learning efficiency of the proposed multi-agent RL approach and the existing single-agent RL method.

Figure 3 shows the training curves of MA4DIV and MDP-DIV on the DU-DIV dataset. We conduct the experiments of these two algorithms with the same learning rate which is set to  $1 \times 10^{-5}$ . From the curves, we can see that, after 250 iterations,  $\alpha\text{-}NDCG$  of MA4DIV basically converges to about 0.87. However,  $\alpha\text{-}NDCG$  of MDP-DIV still fails to reach the optimal value at around 6000 iterations. This indicates that MA4DIV has higher exploration and exploitation efficiency compared with MDP-DIV, which also answers **RQ.3**.

The main reason for the results just mentioned is as follows: MDP-DIV adopts an on-policy RL method to optimize the cumulative rewards. A feature of on-policy RL is that the currently sampled



**Figure 3: Training curves of MA4DIV and MDP-DIV on DU-DIV dataset.**

data is discarded after it is utilized. While MA4DIV is an off-policy RL method. From 9-th line and 12-th line of Algorithm 2, we can see that the sampled data is stored in replay buffer  $\mathcal{M}$ , then update the model multiple times in minibatch approach. In addition, each data stored in replay buffer  $\mathcal{M}$  may be sampled multiple times to update the ranking model. Therefore, the data utilization efficiency of MA4DIV is higher than that of MDP-DIV, which is the main reason why MA4DIV converges significantly faster.

The shorter training time on the TREC web track datasets and the faster convergence rate on the DU-DIV dataset jointly demonstrate that MA4DIV has high efficiency in training, which answers **RQ.3**.

## 6 CONCLUSIONS AND FUTURE WORK

In this paper we have proposed a new method for search result diversification, referred to as MA4DIV. To alleviate the sub-optimal problem and improve the efficiency of training, we consider each document as an agent and model the diversity ranking process as a multi-agent cooperative task. We conduct experiments on the TREC web track dataset to prove the effectiveness and potential of our MA4DIV. Furthermore, we construct a large-scale dataset called DU-DIV using the real data from Baidu search engine. And MA4DIV achieve state-of-the-art performance and high learning efficiency on the DU-DIV dataset.

A major contribution of this paper is to introduce a multi-agent reinforcement learning framework for the ranking optimization task. We argue that modeling ranking process in the multi-agent setting can be used not only to optimize the diversity of search results, but also to optimize other ranking tasks, such as relevance ranking and fairness ranking. Therefore, in future work, we will try to propose a general ranking framework base on multi-agent reinforcement learning and apply it to a variety of ranking tasks.

## REFERENCES

- [1] Rakesh Agrawal, Sreenivas Gollapudi, Alan Halverson, and Samuel Ieong. 2009. Diversifying search results. In *Proceedings of the second ACM international conference on web search and data mining*. 5–14.
- [2] Jaime Carbonell and Jade Goldstein. 1998. The use of MMR, diversity-based reranking for reordering documents and producing summaries. In *Proceedings of the 21st annual international ACM SIGIR conference on Research and development in information retrieval*. 335–336.
- [3] Ben Carterette. 2011. An analysis of NP-completeness in novelty and diversity ranking. *Information Retrieval* 14 (2011), 89–106.
- [4] Olivier Chapelle, Shihao Ji, Ciya Liao, Emre Velipasoglu, Larry Lai, and Su-Lin Wu. 2011. Intent-based diversification of web search results: metrics and algorithms. *Information Retrieval* 14 (2011), 572–592.
- [5] Yiqun Chen, Hangyu Mao, Tianle Zhang, Shiguang Wu, Bin Zhang, Jianye Hao, Dong Li, Bin Wang, and Hongxing Chang. 2022. Ptdc: Personalized training with distilled execution for multi-agent reinforcement learning. *arXiv preprint arXiv:2210.08872* (2022).
- [6] Yiqun Chen, Wei Yang, Tianle Zhang, Shiguang Wu, and Hongxing Chang. 2022. Commander-Soldiers Reinforcement Learning for Cooperative Multi-Agent Systems. In *2022 International Joint Conference on Neural Networks (IJCNN)*. IEEE, 1–7.
- [7] Charles LA Clarke, Maheedhar Kolla, Gordon V Cormack, Olga Vechtomova, Azin Ashkan, Stefan Büttcher, and Ian MacKinnon. 2008. Novelty and diversity in information retrieval evaluation. In *Proceedings of the 31st annual international ACM SIGIR conference on Research and development in information retrieval*. 659–666.
- [8] Rémi Coulom. 2006. Efficient selectivity and backup operators in Monte-Carlo tree search. In *International conference on computers and games*. Springer, 72–83.
- [9] Jacob Devlin, Ming-Wei Chang, Kenton Lee, and Kristina Toutanova. 2018. Bert: Pre-training of deep bidirectional transformers for language understanding. *arXiv preprint arXiv:1810.04805* (2018).
- [10] Yue Feng, Jun Xu, Yanyan Lan, Jiafeng Guo, Wei Zeng, and Xueqi Cheng. 2018. From greedy selection to exploratory decision-making: Diverse ranking with policy-value networks. In *The 41st international ACM SIGIR conference on research & development in information retrieval*. 125–134.
- [11] Sreenivas Gollapudi and Aneesh Sharma. 2009. An axiomatic approach for result diversification. In *Proceedings of the 18th international conference on World wide web*. 381–390.
- [12] Shengbo Guo and Scott Sanner. 2010. Probabilistic latent maximal marginal relevance. In *Proceedings of the 33rd international ACM SIGIR conference on Research and development in information retrieval*. 833–834.
- [13] Jiyin He, Vera Hollink, and Arjen de Vries. 2012. Combining implicit and explicit topic representations for result diversification. In *Proceedings of the 35th international ACM SIGIR conference on Research and development in information retrieval*. 851–860.
- [14] Jian Hu, Siyang Jiang, Seth Austin Harding, Haibin Wu, and Shih-wei Liao. 2021. Rethinking the implementation tricks and monotonicity constraint in cooperative multi-agent reinforcement learning. *arXiv e-prints* (2021), arXiv–2102.
- [15] Sha Hu, Zhicheng Dou, Xiaojie Wang, Tetsuya Sakai, and Ji-Rong Wen. 2015. Search result diversification based on hierarchical intents. In *Proceedings of the 24th ACM International on Conference on Information and Knowledge Management*. 63–72.
- [16] Quoc Le and Tomas Mikolov. 2014. Distributed representations of sentences and documents. In *International conference on machine learning*. PMLR, 1188–1196.
- [17] Liangda Li, Ke Zhou, Gui-Rong Xue, Hongyuan Zha, and Yong Yu. 2009. Enhancing diversity, coverage and balance for summarization through structure learning. In *Proceedings of the 18th international conference on World wide web*. 71–80.
- [18] Ryan Lowe, Yi I Wu, Aviv Tamar, Jean Harb, OpenAI Pieter Abbeel, and Igor Mordatch. 2017. Multi-agent actor-critic for mixed cooperative-competitive environments. *Advances in neural information processing systems* 30 (2017).
- [19] Lilyana Mihalkova and Raymond Mooney. 2009. Learning to disambiguate search queries from short sessions. In *Joint European Conference on Machine Learning and Knowledge Discovery in Databases*. Springer, 111–127.
- [20] Frans A Oliehoek and Christopher Amato. 2016. *A concise introduction to decentralized POMDPs*. Springer.
- [21] Liang Pang, Jun Xu, Qingyu Ai, Yanyan Lan, Xueqi Cheng, and Jirong Wen. 2020. Setrank: Learning a permutation-invariant ranking model for information retrieval. In *Proceedings of the 43rd international ACM SIGIR conference on research and development in information retrieval*. 499–508.
- [22] Martin L Puterman. 2014. *Markov decision processes: discrete stochastic dynamic programming*. John Wiley & Sons.
- [23] Xubo Qin, Zhicheng Dou, Yutao Zhu, and Ji-Rong Wen. 2023. GDESA: Greedy Diversity Encoder with Self-attention for Search Results Diversification. *ACM Transactions on Information Systems* 41, 2 (2023), 1–36.
- [24] Filip Radlinski, Robert Kleinberg, and Thorsten Joachims. 2008. Learning diverse rankings with multi-armed bandits. In *Proceedings of the 25th international conference on Machine learning*. 784–791.
- [25] Tabish Rashid, Mikayel Samvelyan, Christian Schroeder, Gregory Farquhar, Jakob Foerster, and Shimon Whiteson. 2018. Qmix: Monotonic value function factorization for deep multi-agent reinforcement learning. In *International conference on machine learning*. PMLR, 4295–4304.
- [26] Rodrygo LT Santos, Craig Macdonald, and Iadh Ounis. 2010. Exploiting query reformulations for web search result diversification. In *Proceedings of the 19th international conference on World wide web*. 881–890.
- [27] Ashudeep Singh and Thorsten Joachims. 2019. Policy learning for fairness in ranking. *Advances in neural information processing systems* 32 (2019).
- [28] Peter Sunehag, Guy Lever, Audrunas Gruslys, Wojciech Marian Czarnecki, Vinicius Zambaldi, Max Jaderberg, Marc Lanctot, Nicolas Sonnerat, Joel Z Leibo, Karl Tuyls, et al. 2017. Value-decomposition networks for cooperative multi-agent learning. *arXiv preprint arXiv:1706.05296* (2017).
- [29] Ashish Vaswani, Noam Shazeer, Niki Parmar, Jakob Uszkoreit, Llion Jones, Aidan N Gomez, Łukasz Kaiser, and Illia Polosukhin. 2017. Attention is all you need. *Advances in neural information processing systems* 30 (2017).
- [30] Jianhao Wang, Zhizhou Ren, Terry Liu, Yang Yu, and Chongjie Zhang. 2020. Qplex: Duplex dueling multi-agent q-learning. *arXiv preprint arXiv:2008.01062* (2020).
- [31] Tonghan Wang, Tarun Gupta, Anuj Mahajan, Bei Peng, Shimon Whiteson, and Chongjie Zhang. 2020. Rode: Learning roles to decompose multi-agent tasks. *arXiv preprint arXiv:2010.01523* (2020).
- [32] Zeng Wei, Jun Xu, Yanyan Lan, Jiafeng Guo, and Xueqi Cheng. 2017. Reinforcement learning to rank with Markov decision process. In *Proceedings of the 40th international ACM SIGIR conference on research and development in information retrieval*. 945–948.
- [33] Ronald J Williams. 1992. Simple statistical gradient-following algorithms for connectionist reinforcement learning. *Machine learning* 8 (1992), 229–256.
- [34] Long Xia, Jun Xu, Yanyan Lan, Jiafeng Guo, and Xueqi Cheng. 2015. Learning maximal marginal relevance model via directly optimizing diversity evaluation measures. In *Proceedings of the 38th international ACM SIGIR conference on research and development in information retrieval*. 113–122.
- [35] Long Xia, Jun Xu, Yanyan Lan, Jiafeng Guo, and Xueqi Cheng. 2016. Modeling document novelty with neural tensor network for search result diversification. In *Proceedings of the 39th International ACM SIGIR conference on Research and Development in Information Retrieval*. 395–404.
- [36] Long Xia, Jun Xu, Yanyan Lan, Jiafeng Guo, Wei Zeng, and Xueqi Cheng. 2017. Adapting Markov decision process for search result diversification. In *Proceedings of the 40th international ACM SIGIR conference on research and development in information retrieval*. 535–544.
- [37] Jun Xu, Zeng Wei, Long Xia, Yanyan Lan, Dawei Yin, Xueqi Cheng, and Ji-Rong Wen. 2020. Reinforcement learning to rank with pairwise policy gradient. In *Proceedings of the 43rd International ACM SIGIR Conference on Research and Development in Information Retrieval*. 509–518.
- [38] Jun Xu, Long Xia, Yanyan Lan, Jiafeng Guo, and Xueqi Cheng. 2017. Directly optimize diversity evaluation measures: A new approach to search result diversification. *ACM Transactions on Intelligent Systems and Technology (TIST)* 8, 3 (2017), 1–26.
- [39] Le Yan, Zhen Qin, Rama Kumar Pasumarthi, Xuanhui Wang, and Michael Bender-sky. 2021. Diversification-aware learning to rank using distributed representation. In *Proceedings of the Web Conference 2021*. 127–136.
- [40] Jing Yao, Zhicheng Dou, Jun Xu, and Ji-Rong Wen. 2020. RLPer: A reinforcement learning model for personalized search. In *Proceedings of The Web Conference 2020*. 2298–2308.
- [41] Chao Yu, Akash Velu, Eugene Vinitzky, Jiaxuan Gao, Yu Wang, Alexandre Bayen, and Yi Wu. 2022. The surprising effectiveness of ppo in cooperative multi-agent games. *Advances in Neural Information Processing Systems* 35 (2022), 24611–24624.
- [42] Hai-Tao Yu. 2022. Optimize What You Evaluate With: Search Result Diversification Based on Metric Optimization. In *Proceedings of the AAAI Conference on Artificial Intelligence*, Vol. 36. 10399–10407.
- [43] ChengXiang Zhai, William W Cohen, and John Lafferty. 2015. Beyond independent relevance: methods and evaluation metrics for subtopic retrieval. In *Acm sigir forum*, Vol. 49. ACM New York, NY, USA, 2–9.
- [44] Bin Zhang, Yunpeng Bai, Zhiwei Xu, Dapeng Li, and Guoliang Fan. 2022. Efficient cooperation strategy generation in multi-agent video games via hypergraph neural network. *arXiv preprint arXiv:2203.03265* (2022).
- [45] Bin Zhang, Lijuan Li, Zhiwei Xu, Dapeng Li, and Guoliang Fan. 2023. Inducing stackelberg equilibrium through spatio-temporal sequential decision-making in multi-agent reinforcement learning. In *Proceedings of the Thirty-Second International Joint Conference on Artificial Intelligence*. 353–361.
- [46] Bin Zhang, Hangyu Mao, Lijuan Li, Zhiwei Xu, Dapeng Li, Rui Zhao, and Guoliang Fan. 2023. Stackelberg decision transformer for asynchronous action coordination in multi-agent systems. *arXiv preprint arXiv:2305.07856* (2023).
- [47] Jianghong Zhou and Eugene Agichtein. 2020. Rlrank: Learning to rank with reinforcement learning for dynamic search. In *Proceedings of The Web Conference 2020*. 2842–2848.

[48] Yadong Zhu, Yanyan Lan, Jiafeng Guo, Xueqi Cheng, and Shuzi Niu. 2014. Learning for search result diversification. In *Proceedings of the 37th international ACM SIGIR conference on Research & development in information retrieval*. 293–302.

[49] Shihao Zou, Zhonghua Li, Mohammad Akbari, Jun Wang, and Peng Zhang. 2019. MarlRank: Multi-agent reinforced learning to rank. In *Proceedings of the 28th ACM International Conference on Information and Knowledge Management*. 2073–2076.