

# THE NEED FOR SPEED

## PRUNING TRANSFORMERS WITH ONE RECIPE

Samir Khaki\*, Konstantinos N. Plataniotis  
 Department of Electrical and Computer Engineering  
 University of Toronto  
 Toronto, Canada  
 samir.khaki@mail.utoronto.ca

### ABSTRACT

We introduce the **One-shot Pruning Technique for Interchangeable Networks (OPTIN)** framework as a tool to increase the efficiency of pre-trained transformer architectures, across many domains, without requiring re-training. Recent works have explored improving transformer efficiency, however often incur computationally expensive re-training procedures or depend on architecture-specific characteristics, thus impeding practical wide-scale adoption across multiple modalities. To address these shortcomings, the OPTIN framework leverages intermediate feature distillation, capturing the long-range dependencies of model parameters (coined *trajectory*), to produce state-of-the-art results on natural language, image classification, transfer learning, and semantic segmentation tasks. Our motivation stems from the need for a generalizable model compression framework that scales well across different transformer architectures and applications. Given a FLOP constraint, the OPTIN framework will compress the network while maintaining competitive accuracy performance and improved throughput. Particularly, we show a  $\leq 2\%$  accuracy degradation from NLP baselines and a 0.5% improvement from state-of-the-art methods on image classification at competitive FLOPs reductions. We further demonstrate the generalization of tasks and architecture with comparative performance on Mask2Former for semantic segmentation and cnn-style networks. OPTIN presents one of the first one-shot efficient frameworks for compressing transformer architectures that generalizes well across *multiple* class domains, in particular: natural language and image-related tasks, *without re-training*. Code is available at: <https://github.com/Skhaki18/optin-transformer-pruning>.

## 1 INTRODUCTION

The inception of transformer architectures (Vaswani et al., 2017) marked the beginning of a new era in deep learning, since affecting various domains including natural language processing (Kenton & Toutanova, 2019), and vision-related tasks (Dosovitskiy et al., 2021). The transformers’ straightforward design has enabled extensive applications to a variety of challenging problems, but it also brings a major drawback: high computational costs (Yu & Xiang, 2023). The computational resources required for training and inferencing with a transformer are often quite significant and pose a real impediment to wide-scale adoption, especially in resource-constrained environments, such as edge devices (Wang et al., 2020a). Recent works have proposed methods including quantization (Xiao et al., 2023), pruning (Ma et al., 2023), and knowledge distillation (Hao et al., 2022) to address this bottleneck, similarly explored in convolutional neural networks (CNN) compression (Li et al., 2017).

Despite much success in compressing CNNs, transformer architectures contain significant differences in their structure, often causing impediments for methods that work well in the former domain (Kwon et al., 2022; Yu & Xiang, 2023; Yang et al., 2023). Due to the massive size of Transformer models, some works have introduced various methods of compression, which can be loosely divided into *one-shot* and *iterative* (Zhang et al., 2022). *One-shot* methods generally consist of a pruning phase followed by *re-training* to recover the lost generalization performance, meanwhile, *iterative* processes

\*Project Page: <http://www.samirkhaki.com/optin-transformer-pruning/>

can account for the training dynamics in model compression (Zhang et al., 2022). Unfortunately, in the past, both methods have often been limited to a particular architecture/task or required significant resources in the pruning and re-training processes. For user models that have already endured the expensive cost of training, there exists limited options for fast model compression (Kwon et al., 2022) that can be easily realized on standard hardware for different types of transformer architectures. The lack of a general approach to transformer pruning across multiple tasks and modalities provides sufficient motivation for the introduction of a unified framework; hence we introduce one of the first one-shot model compression techniques that generalize well over multiple tasks and architectures without incurring the cost of re-training.

In this work, we introduce the **One-shot Pruning Technique for Interchangeable Networks (OPTIN)** framework to efficiently compress modern transformers. The novelty is in its generalizability across domains and tasks, and its ability to produce competitive models without requiring re-training, thus enabling future application to larger models across many tasks. We apply OPTIN to natural language, and vision-related tasks, showing competitive performance with SoTA in these cases.

Our primary contribution rests on the ability of our OPTIN framework to produce transformers with competitive performance at reduced computational loads (FLOPs) across various task domains and architectures, that can be realized on standard hardware. In particular, we demonstrate superior performance on a variety of tasks in Language 4.1), Vision (Sec 4.2), and Application tasks (Sec 4.3), while maintaining competitive compression rates, without incurring the cost of re-training. Finally, we execute several extensive experiments from framework-specific settings to applications on transfer-learning and CNN networks to demonstrate OPTIN’s robustness and generalizability over the task and architecture (Sec 3- 4.3).

## 2 RELATED WORKS

Due to the diversity of architectures and tasks discussed in our work, the following review of state-of-the-art methods provides an overview of efficient transformer design followed by recent developments in both language and vision domains.

**Domain Specific Design of Efficient Transformers** Transformers have enabled significant progress in the field of NLP (Vaswani et al., 2017; Kenton & Toutanova, 2019) and Computer Vision (Dosovitskiy et al., 2021; Liu et al., 2021a).

Efficiency improvements in transformers have stemmed from a variety of approaches including exploring hybrid architectures (Liu et al., 2021a), quantization techniques (Kim et al., 2021), knowledge distillation (Hao et al., 2022), and model pruning (Pan et al., 2021).

Recently, TorchPruning (Fang et al., 2023) explored the application of multi-domain pruning by creating an inter-architecture dependency map, while UPop (Shi et al., 2023) introduced a unified pruning method for combined vision-language models. However, these methods have limitations, including architecture-specific dependencies and expensive re-training policies generally impeding wider-scale industry use (Fang et al., 2023). In contrast, our approach leverages intermediate feature distillation to compress pre-trained transformers in one shot across both language and vision-related tasks. Notably, our method operates effectively without re-training and scales well over a variety of complex architectures and task domains.

**Compressing Language Transformers** Several structured pruning methods have been introduced to compress models in the language domain. Attention Head pruning (Michel et al., 2019) explored the dynamics of attention heads across a transformer architecture to determine their individual impact on performance. Block-wise pruning (Lagunas et al., 2021) was motivated by removing block structures from weights under the movement pruning (Sanh et al., 2020) paradigm. DynaBERT (Hou et al., 2020) used distillation to transfer knowledge from a width-adaptive network onto a depth-adaptive smaller network. CoFi (Xia et al., 2022) explored the joint pruning between coarse and fine-grained modules in the transformer architecture. A recent work, namely Post-Training-Framework (PTF) (Kwon et al., 2022), was introduced to prune BERT in one-shot for NLP tasks, however, it leverages domain-related tricks to boost performance with a particular architecture and application. However, these methods have limitations, including dependence on architecture (Kwon et al., 2022; Lagunas et al., 2021; Hou et al., 2020) and expensive re-training procedures (Lagunas et al., 2021; Sanh et al., 2020; Hou et al., 2020; Xia et al., 2022). Focusing on the challenge of developing efficient

transformers, we overcome these shortcomings by introducing a one-shot framework that produces competitive results at significant FLOPs reductions across several application domains.

**Compressing Vision Transformers** There have been several approaches to compressing vision transformers by focussing on different compute-intensive modules. S<sup>2</sup>ViTE (Chen et al., 2021) explored structured sparsity by modifying first-order importance approximations enabling the dynamic sizing of attention heads in the ViT. SAViT (Chuanyang et al., 2022) developed a collaborative pruning scheme that analyzes component interaction to learn individual pruning ratios. Another stream of research introduced token reduction methods to accelerate both the training and inferencing throughput by gradually removing tokens from propagating forward in a Transformer (Kong et al., 2022; Fayyaz et al., 2022). EViT (Liang et al., 2022) builds on a Top-K approach by creating a fused token at each reduction stage to minimize the information lost from pruning. DynamicViT (Rao et al., 2021) introduced a lightweight prediction module to derive the importance scores of each patch per input. ToMe (Bolya et al., 2023) was introduced as one of the first one-shot methods in token reduction and leveraged bipartite matching to merge a fixed number of tokens at each transformer block regardless of input patches. TPS (Wei et al., 2023) furthered token reduction and merging, by identifying a pruned subset and squeezing the informative regions into a reserved subset of kept tokens. However, these methods still have limitations that prevent their widescale use including architecture specific design (Song et al., 2022; Chuanyang et al., 2022; Bolya et al., 2023) and expensive re-training policies (Chen et al., 2021; Chuanyang et al., 2022; Liang et al., 2022; Rao et al., 2021; Wei et al., 2023). In contrast, the OPTIN Framework leverages a one-shot approach to compress vision transformers across classification and semantic segmentation achieving competitive performance amongst state-of-the-art. The granularity and number of prunable components in the domain of vision transformers widely differ across state-of-the-art methods (Song et al., 2022). Similarly, the OPTIN Framework increases the base prunable components by allowing for the incorporation of token reduction methods through generating an optimal reduction policy as discussed in Sec. 4.2.

### 3 MEASURING TRAJECTORY

We aim to compress pre-trained transformer models by removing prunable parameters with minimal importance scores as determined by our salience metric without re-training. By analyzing the effects of parameter removal on deeper layers in the network, our *trajectory* metric is able to better select important parameters by leveraging long-term inter-layer dependencies in the model.

**Problem Statement.** Given a model  $f$  (with  $N$  layers) expressed by its collection of weights  $[\theta_0, \theta_1, \dots, \theta_N] \in \mathbb{R}^{N \times d}$ , a pruned subset has weight collection  $[\theta'_0, \theta'_1, \dots, \theta'_N] \in \mathbb{R}^{N \times d}$ , such that  $\theta' = m \odot \theta$  where  $m \in \{0, 1\}^d$  is a binary mask and  $\odot$  is the element wise product operator. We define this pruned subset to be optimal if it satisfies the cost constraint and results in the minimum decrease in validation error from the base model expressed with  $\mathcal{L}_{err}$ . Formally, we express this as:

$$\begin{aligned} \operatorname{argmin}_{[\theta'_0, \theta'_1, \dots, \theta'_N]} \quad & \mathcal{L}_{err}(f(X, [\theta_0, \theta_1, \dots, \theta_N]), f(X, [\theta'_0, \theta'_1, \dots, \theta'_N])) \\ \text{subject to} \quad & \mathcal{C}([\theta'_0, \theta'_1, \dots, \theta'_N]) \leq C. \end{aligned} \quad (1)$$

where, the optimal selection of weights  $[\theta'_0, \theta'_1, \dots, \theta'_N]$  meets the cost requirement  $C$  while retaining the minimum drop in validation performance on the dataset  $X$ .

**Approach** In general, for each transformer block we define the prunable weights as the collection of attention heads and fully connected neurons, individually denoted by  $\theta_{i,j}$  where the parameter is located in layer  $i$  at an arbitrary index  $j$ . The exact prunable components for each task are described in Appendix A.8. We progressively mask each prunable parameter, and compute the importance score by executing a forward pass that originates from layer  $i$  and propagates forward to the logit prediction. In particular we express the masking of weight  $j$  in layer  $i$  as  $MASK_j \odot \theta_i$  where  $MASK$  is the instance of  $m$  with a single zero at location  $j$ , as used in Algorithm 1. This masked forward pass yields subsequent layer-wise activations and output logits, which are both used in computing the trajectory of parameter,  $\theta_{i,j}$ . We denote the cumulative importance of parameter,  $\theta_{i,j}$ , as  $\mathcal{I}_{i,j}$ . Referring to the optimization problem in Eq. 1, we use our importance metric as a proxy for determining which parameters will least affect the validation error,  $\mathcal{L}_{err}$ , on the testing dataset,  $X$ . Upon computing all importance scores  $\mathcal{I}_{i,j}$ , we employ an expedited mask-search policy, from (Kwon et al., 2022), which computes the optimal configuration in a faster polynomial-time by sequentially

adding parameters in descending importance. Further details on the search method are discussed in Appendix A.1. We introduce the OPTIN Framework algorithm in Algorithm 1 and Diagram in Fig. 1.

---

**Algorithm 1** OPTIN Framework for Model Compression
 

---

```

1: Inputs: FLOPs Constraint ( $\mathcal{C}$ ), Importance Scores ( $\mathcal{I} \leftarrow []$ ), model, batch
2:  $([\mathcal{F}_0, \dots, \mathcal{F}_N], logits) \leftarrow model(batch)$  ▷ Pre-Compute Forward Pass
3: for  $\theta_i$  in  $[\theta_0, \theta_1, \dots, \theta_n]$  do ▷ layer:  $i$ 
4:   for  $j \in \text{range}(d)$  do ▷ weight:  $j$ 
5:      $model[i].weight \leftarrow \theta_i * MASK_j$  ▷ Apply Mask to Weight ( $i, j$ )
6:      $([\mathcal{F}'_0, \dots, \mathcal{F}'_N], logits') \leftarrow model(batch)$  ▷ Compute Masked Forward Pass
7:      $\mathcal{I}_{i,j} \leftarrow \sum_{z=i+1}^N \mathcal{L}_{MD}(F'_z, F_z) + \lambda \mathcal{L}_{KD}$  ▷ Apply Eq.2 and 3
8:   end for
9: end for
10: Reduced Model  $\leftarrow \text{SEARCH}(\mathcal{I}, \mathcal{C})$ 

```

---

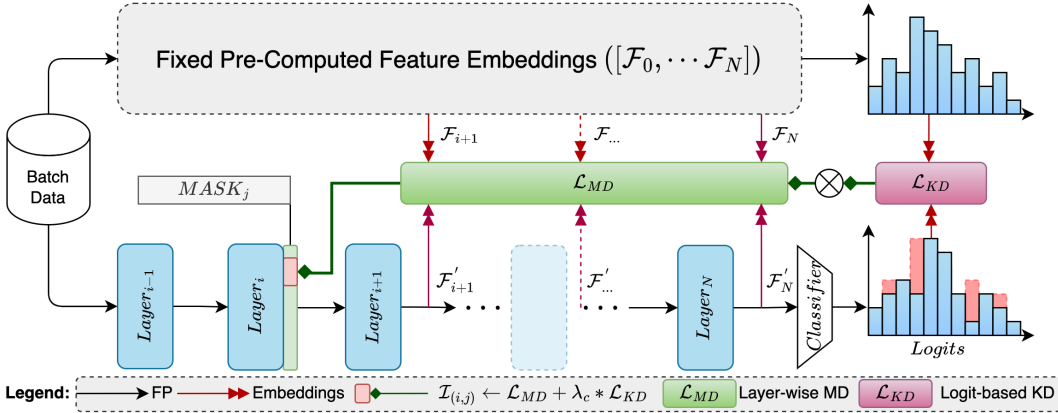


Figure 1: Illustrates the computation of the OPTIN Frameworks trajectory metric on weight  $\theta_{i,j}$ . By applying a mask to weight  $\theta_{i,j}$  in Layer <sub>$i$</sub>  and executing a forward pass, the OPTIN framework can measure the effect on future layer embeddings (*trajectory*), as an indicator of weight importance.  $\mathcal{L}_{MD}$  is the manifold distillation loss computed between layer embeddings at each transformer block, while  $\mathcal{L}_{KD}$  is the KL-Divergence loss computed between the original logits and those due to the masked weight. The combination losses are further detailed in the Weight Importance heading under Sec. 3

**Parameter Importance** Prior to assigning an importance score to each parameter, we define what it means to be “important”. While many prior works have coined the importance of parameters by analyzing their intrinsic structure and error dynamics (Kurtic et al., 2022), these are not necessarily the most intuitive. For instance, magnitude-based metrics (Li et al., 2017) capture the intrinsic dominant property of individual weight structures, however, fail to capture their interactions with the data, meanwhile, activation methods (Lin et al., 2023) can capture in-place reconstruction errors, however, they may obscure the global impact on deeper layers in the model. Motivated by capturing the long-term effects of weights, we frame the problem as identifying which weights are more important based on how much they affect subsequent layer embeddings, hence we coin the measure *trajectory*.

**Effect on Trajectory** To compute the trajectory of a weight,  $\theta_{i,j}$  we follow a 2-step procedure. Firstly, we measure layer-wise activation errors prior to the LayerNorm operator at each block subsequent to the layer of interest. We conducted an ablative study in 1a showing the effect of using pre-layer norm embeddings. We first define the feature output of layer  $i$  as  $F_i \in \mathbf{R}^{B \times T \times D}$ , where  $B$  is the batch size,  $T$  is the token length and  $D$  is the embedding dimension. We similarly express the feature output of the masked network using the prime symbol. Inspired by distillations works (Sajedi et al., 2023a; Peng et al., 2019), we compute the layer-wise error by adopting fine-grained manifold distillation (Hao et al., 2022). A reshaping operator  $\psi(\cdot) \in \mathbf{R}^{B^T \times D}$  leverages patch and batch level information, defining the relational map and associated metric as:

$$\mathcal{M}(F_i) = \psi(F_i)\psi(F_i)^T \quad \mathcal{L}_{MD}(F'_i, F_i) = \|\mathcal{M}(F'_i) - \mathcal{M}(F_i)\|_F^2 \quad (2)$$

However, unlike previous works, we do not use this loss to guide training or distillation, rather, we express it as an in-place metric to help understand parameter importance throughout the network.

Dataset	Emb.	Acc.	Dataset	Temp.	Acc.	Dataset	Aggregate	Acc.
MNLI	L-Norm	<b>81.92</b>	MNLI	1	82.01	MNLI	sum	<b>81.90</b>
MNLI	FFN	<b>81.90</b>	MNLI	2	82.11	MNLI	mean	80.75
MNLI	IM-Dense	81.83	MNLI	<b>4</b>	<b>81.90</b>			
			MNLI	8	<b>82.14</b>			
ImageNet	L-Norm	<b>71.27</b>	ImageNet	1	70.54	ImageNet	sum	<b>71.25</b>
ImageNet	FFN	<b>71.25</b>	ImageNet	2	70.77	ImageNet	mean	71.15
ImageNet	IM-Dense	70.90	ImageNet	<b>4</b>	<b>71.25</b>			
			ImageNet	8	71.00			

(a) **Embedding Choice.** The dense output layer best informs weight performance when compared layer-wise.

(b) **Temperature Choice.** The choice of  $T = 4$  best captures the effect on the logits by removing weights.

(c) **Layer Error Aggregation.** The cumulative error over the layer’s manifold distribution best captures weight importance.

Dataset	$\mathcal{L}_{MD}$	$\mathcal{L}_{KD}$	$\lambda_c$	Acc.	Dataset	Type <sup>†</sup>	Acc.	
Language	MNLI	✓	-	-	81.71	MNLI	$[i]$	78.89
	MNLI	-	✓	-	80.91	MNLI	$[i + 1]$	80.07
	MNLI	✓	✓	10	81.74	MNLI	$[i, N]$	81.65
	MNLI	✓	✓	1	81.86	MNLI	$[i + 1, N]$	<b>81.90</b>
	MNLI	✓	✓	0.1	<b>81.90</b>			
	MNLI	✓	✓	0.01	<b>82.12</b>			
Vision	ImageNet	✓	-	-	70.34	ImageNet	$[i]$	68.91
	ImageNet	-	✓	-	68.85	ImageNet	$[i + 1]$	69.55
	ImageNet	✓	✓	10	70.82	ImageNet	$[i, N]$	70.04
	ImageNet	✓	✓	1	70.85	ImageNet	$[i + 1, N]$	<b>71.25</b>
	ImageNet	✓	✓	0.1	70.99			
	ImageNet	✓	✓	0.01	<b>71.25</b>			

(d) **Component Analysis** Combining both  $\mathcal{L}_{MD}$  and  $\mathcal{L}_{KD}$  captures the best information (see Eq. 3). Based on the value of  $\lambda$ , we can see  $\mathcal{L}_{MD}$  should have a stronger weight in parameter selection. Further details on the hyperparameter choice are in Appendix A.2.

(e) **Layer Trajectory Depth.** Accumulating  $\mathcal{L}_{MD}$  over deeper layers performs best. † indicates which layer(s) to measure  $\mathcal{L}_{MD}$ , relative to current layer  $i$  and final layer  $N$ .

Table 1: **Ablative Experiments on Trajectory** using BERT<sub>BASE</sub> (Kenton & Toutanova, 2019) on the GLUE benchmark MNLI dataset (Wang et al., 2019), and DeiT-Ti (Touvron et al., 2021) on the ImageNet-1K dataset (Deng et al., 2009) to explore the effect parameters on model performance. We measure one-shot post-pruning accuracies over various configurations on both the language and vision datasets. In particular (a) explores locations to extract features for distillation loss: L-Norm (After Layer Normalization), FFN (After Dense output layer), IM-Dense (After Dense Embedding Layer). (b) examines the effect of temperature in the KL-Divergence Formulation, (c) explores the effect of summing or averaging over the layer distillation error, (d) explores the effect of metrics  $\mathcal{L}_{MD}$  and  $\mathcal{L}_{KD}$  as well as their balancing parameter  $\lambda$ , (e) explores which layer to accumulate the distillation error in relation current layer  $i$ . Compression rates remain consistent with Tab. 9 and Tab 3. The baseline performance of BERT<sub>BASE</sub> on MNLI is **84.53%**, meanwhile DeiT-Ti on ImageNet-1K is **72.20%**. Our default settings are marked in green.

If the masked weight is at position  $j$  in layer  $i$ , the computed error is accumulated over both the dimension  $D$  and at each layer  $l$  in the range  $[i + 1, N]$ . The choice of error aggregation was explored in Tab. 1c and clearly demonstrated the benefit of the sum operator. Additionally, we explored the effect of modifying which layers were relevant to the trajectory – see Tab. 1e – overall it was evident that using subsequent layers yielded the best result, correctly aligning with the original motivation.

**Effect on Logits** Next we compute the effects on the logit prediction as shown in Fig. 1 with  $\mathcal{L}_{KD}$ . Several works have shown the effects of using logit predictions to guide the training process with distillation (Hao et al., 2022; Zhao et al., 2022) or correlation (Sajedi et al., 2024; 2023b). However, in this work, we use the  $\mathcal{L}_{KD}$  loss (defined in (Hinton et al., 2015)) as an in-place metric to quantify the importance of a particular weight. We ablate the temperature value in Tab. 1b. Thus, if masking a particular weight produces a larger  $\mathcal{L}_{KD}$ , we would hypothesize that it is a more important weight.

We can formalize the importance of a particular weight  $j$  at layer  $i$  with iterator  $z$  as:

$$\mathcal{I}_{i,j} = \sum_{z=i+1}^N \mathcal{L}_{MD}(F'_z, F_z) + \lambda \mathcal{L}_{KD} \quad (3)$$

where  $\mathcal{I}_{i,j}$  is defined for a particular weight in a particular layer,  $\lambda$  controls the contribution effect of KD, and  $\mathcal{L}_{MD}$  compares the pruned and original resulting embeddings in deeper layers. We ablate the effect of different  $\lambda$  values as well as the contribution of each loss individually in Tab. 1d. Further, we show that applying a greater importance on  $\mathcal{L}_{MD}$  results in better parameter selection. Further details on the contribution hyperparameter are expressed in Appendix A.2.

We also provide the algorithm for applying OPTIN on a generic model instance in Algorithm 1.

## 4 EXPERIMENTAL DESIGN

In this section, we demonstrate the effectiveness of the OPTIN Framework, at improving model performance and throughput given strict FLOP reduction ratios. We introduce implementation and evaluation details to ensure reproducibility and benchmark our method with state of art in natural language and image classification to illustrate the potential of our one-shot framework. We further investigate the applications in transfer learning, alternate architectures, and downstream tasks to show the generalizability of our method across tasks and architectures.

**Experimental Setup** We implement our method using transformers from the HuggingFace Library (Wolf et al., 2020) and infrastructure from PyTorch (Paszke et al., 2019). The majority of our experiments explore using the OPTIN Framework to improve *off-the-shelf* models without re-training. The exceptions include select experiments in the Applications Section, see Sec. 4.3. The OPTIN Framework computes parameter importance on the basis of training data in a gradient-free forward pass. The amount (batch) of data used to compute the scores is ablated in Appendix A.6. Finally, details on the prunable components under each setting are described in Appendix A.8.

**Datasets & Networks** The OPTIN Framework is tested against a variety of network architectures and datasets to ensure generalizability over both the task and model domains. For Natural Language Processing, OPTIN is evaluated on the GLUE Benchmark (Wang et al., 2019) using the BERT<sub>BASE</sub> (Kenton & Toutanova, 2019) architecture. For Image Classification, both ImageNet1-K (Deng et al., 2009) and CIFAR10 (Krizhevsky et al., 2009) were used with the DeiT-Ti/S/B (Touvron et al., 2021), ViT-B (Dosovitskiy et al., 2021), and a VGGNet (Simonyan & Zisserman, 2014)

architecture to demonstrate the OPTIN Framework’s robustness on model type/size, image datasets, and transfer learning. For Semantic Segmentation, the Cityscapes Dataset (Cordts et al., 2016) was used with the Mask2Former (Cheng et al., 2022) with a Swin-Ti backbone (Liu et al., 2021a) to show how the OPTIN Framework could be used to maintain competitive performance and throughput at constrained FLOPs. Further details on dataset selection are in Appendix A.3

**Evaluation Metrics** With the goal of model compression, we evaluate models based on their accuracy (or mIoU for segmentation) given a FLOP reduction. Details regarding the metric choice for the corresponding task can be found in Appendix A.4. In select cases, we include latency measurements expressed as a ratio of the improved inferencing speed to that of the baseline. All time measurements are captured over 300 iterations on an Nvidia RTX 2080 using a 100-iteration warmup.

### 4.1 LANGUAGE EXPERIMENTS

**Performance on NLP Benchmarks** In Tab. 9 we investigate the OPTIN Framework for compressing language models on the GLUE dataset using BERT<sub>BASE</sub>. Measuring performance and throughput speeds, we show a relatively low average decline in baseline accuracy ( $\leq 2\%$ ) at a 40% FLOPs compression rate. Similarly, we benchmark our performance with a leading one-shot SoTA method: Post-Training-Pruning-Framework (PTF)(Kwon et al., 2022) at the same compression rate and show superior performance. In particular, we compare with the *mask search* results from PTF, as subsequent phases in their method could be stacked on other post-training pruning methods (refer to Appendix A.7 for extended comparisons). We demonstrate robustness over various compression ratios in Fig. 2 where we benchmark OPTIN against pipelines that incorporate re-training, including CoFi (Xia et al., 2022), DynaBert(Hou et al., 2020), SLIP (Lin et al., 2020b), EBERT(Liu et al., 2021b), BMP (Lagunas et al., 2021) and FLOP (Wang et al., 2020b). Despite the added re-training phase in other methods, the OPTIN Framework is able to retain competitive test performance over a variety of compression ratios thus establishing a compelling argument for retraining-free pipelines.

Method	MNLI	QQP	QNLI	SST	STS-B	MRPC
BERT <sub>BASE</sub>	84.53	91.00	91.41	93.57	88.90	86.27
PTF <sup>†</sup>	81.21	89.99	88.38	92.13	87.10	83.14
<b>OPTIN<sup>‡</sup></b>	<b>81.90</b>	<b>90.06</b>	<b>88.49</b>	<b>92.24</b>	<b>87.25</b>	<b>85.13</b>

Table 2: **Natural Language Benchmarks.** Comparing OPTIN performance on the GLUE (Wang et al., 2019) benchmark (refer to A.7 for additional results). The relative FLOP constraint is set to 60% for a fair comparison.

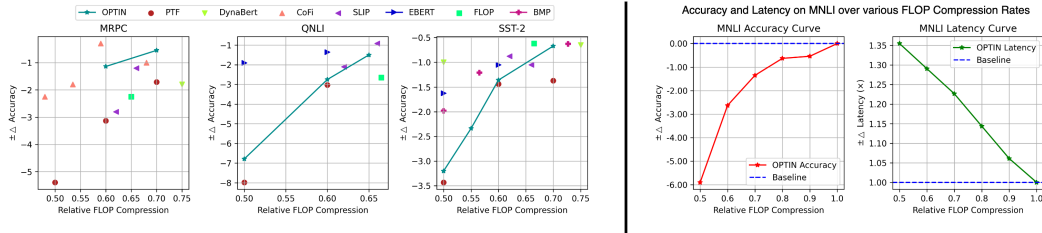


Figure 2: **Natural Language FLOPs vs Accuracy.** We directly benchmark the OPTIN Framework against leading state-of-the-art methods in natural language model compression. Due to the numerous different baselines reported in each work, we plot the relative performance drops for each method. On the right, we compare the performance gap with latency showing that with an average drop of  $\leq 1.75\%$  we can achieve a  $1.25\times$  speedup in throughput purely from static model size reduction.

## 4.2 VISION EXPERIMENTS

**Extending to Image Classification** Transitioning the OPTIN Framework from the language domain to the vision domain, we were required to increase the number of components. Comparable works have used a larger number of components including the pruning of Q-K-V layers in each attention head, tokens & patches, and final embeddings in each transformer block (Zhu et al., 2021; Wei et al., 2023; Pan et al., 2021). Thus the state of the art in the field of transformer pruning widely differs in the granularity and consistency of the pruned components. With a priority on reducing real-world inference time, we extend OPTIN to include a variant of token reduction; a similar adaptation was made in CP-ViT (Song et al., 2022). In particular, we derive a modified *trajectory* formulation to rank tokens between each transformer block as described in Appendix A.9. By incorporating the *trajectory* metric for layerwise-token ranking, the OPTIN framework can deduce the optimal number of tokens to preserve between each transformer block, and can thus create an informative token reduction schedule that can be leveraged by any token reduction method. In particular, we were inspired by a recent work, ToMe (Bolya et al., 2023) which features an efficient token merging technique based on bipartite matching that removes tokens between transformer blocks either at a constant or linearly decreasing schedule. We incorporate ToMe as a method of merging tokens based on the optimal number of reduced tokens per layer determined by the OPTIN framework search. Since our framework produces the reduction schedule, we can leverage the benefit of batching as the number of tokens per image will be constant, and the methods of merging or reducing can be selected by any user – we ablate the bipartite matching scheme with a random pruning scheme in Appendix A.6 and show similar improvements when using the OPTIN Framework.

**Image Classification Results** In Tab. 3 we benchmark our proposed re-training free method on the ImageNet-1K dataset with the baseline, and SOTA results to show competitive performance at given FLOPs reductions. We offer two configurations:  $\beta$  (base) denotes the base OPTIN Framework without the additional prunable components (directly shifted from the language domain),  $\tau$  (expanded) denotes the incorporation of token reduction into our search space. Compared with methods that perform re-training, the OPTIN Framework produces competitive performance, particularly with a 0.5% improvement at a 5% lower FLOPs with respect to SAViT (Chuanyang et al., 2022). Comparing with methods that have removed re-training, we note that VTP (Zhu et al., 2021) still includes additional sparsity-regularization training, PoWER (Goyal et al., 2020) still includes the auxiliary network training with *soft-extract*, and HVT (Pan et al., 2021) still reduces FLOPs via re-training the architecture with a pooling method. However our method is considered a fundamentally one-shot design and despite lacking these additional pruning artifacts & components, is still able to outperform the current SoTA, with the best result on DeiT-Small outperforming CP-ViT (Song et al., 2022) by 0.4% at a  $\sim 10\%$  higher FLOPs reduction. To further benchmark our performance in perspective of a wider FLOPs spectrum and more model compression methods, we introduce Fig 3 which includes:

Method	DeiT Tiny		DeiT Small	
	FLOPs(G)	Acc(%)	FLOPs(G)	Acc(%)
Baseline	1.3	72.2	4.6	79.8
Re-Trained				
SSP	0.99 $\downarrow$ 23.7%	68.59	3.15 $\downarrow$ 31.6%	77.74
S <sup>2</sup> ViTE	0.99 $\downarrow$ 23.7%	70.12	3.15 $\downarrow$ 31.6%	79.22
SAViT <sup>††</sup>	0.98 $\downarrow$ 24.4%	70.72	-	-
Not Re-Trained				
VTP <sup>†</sup>	1.00 $\downarrow$ 21.7%	69.37	3.65 $\downarrow$ 20.7%	77.35
PoWER <sup>†</sup>	1.02 $\downarrow$ 20.3%	69.56	3.61 $\downarrow$ 21.5%	77.02
HVT <sup>†</sup>	1.01 $\downarrow$ 21.2%	68.43	3.66 $\downarrow$ 20.5%	76.72
CP-ViT <sup>†</sup>	1.00 $\downarrow$ 23.0%	71.06	3.64 $\downarrow$ 21.0%	78.84
<b>OPTIN<sub><math>\beta</math></sub></b>	1.1 $\downarrow$ 15.46%	67.51	4.11 $\downarrow$ 11.2%	77.01
<b>OPTIN<sub><math>\tau</math></sub></b>	0.91 $\downarrow$ 29.7%	<b>71.25</b>	3.15 $\downarrow$ 31.6%	<b>79.24</b>

Table 3: **Pruning ImageNet-1K.** Benchmarking the performance of OPTIN using DeiT-Tiny/Small. <sup>†</sup> methods are reproduced in (Song et al., 2022) without re-training. <sup>††</sup> DeiT-S result from (Chuanyang et al., 2022) is excluded as it performs superior to the available baseline. OPTIN framework runs without re-training producing both the  $\beta$  and  $\tau$  configurations.

Model	Method	ImageNet-1K		Transfer $\rightarrow$ C-10	
		FLOPs(G)	Acc(%)	FLOPs(G)	Acc(%)
DeiT-S	Baseline	4.6	79.8	4.6	97.13
	<b>OPTIN<sub><math>\tau</math></sub></b>	3.52 $\downarrow$ 23.7%	<b>79.01</b>	2.30 $\downarrow$ 50.0%	<b>96.60</b>
ViT-B	Baseline	17.47	75.40	17.47	98.01
	<b>OPTIN<sub><math>\tau</math></sub></b>	13.33 $\downarrow$ 23.7%	<b>72.98</b>	8.77 $\downarrow$ 50.0%	<b>97.82</b>

Table 4: **Transfer Learning on CIFAR Dataset.** Benchmarking the performance of OPTIN on the CIFAR-10 Datasets. Models were pre-trained on ImageNet-1K, pruned through the OPTIN Framework  $\tau$  configuration, and transferred learned at a more aggressive pruning rate onto the CIFAR-10 (C-10) Dataset.

X-Pruner (Yu & Xiang, 2023), WDPruning (Yu et al., 2022a), S2ViTE/SSP(Chen et al., 2021), SCOP (Tang et al., 2020), HVT (Pan et al., 2021), SAViT(Chuanyang et al., 2022), VTP (Zhu et al., 2021), PoWER(Goyal et al., 2020), CP-ViT(Song et al., 2022) and UVC (Yu et al., 2022b). Despite our lack of re-training, the OPTIN framework produces competitive results over various flop ratios.

For completeness, we chose to introduce a third configuration  $\tau_{(\infty)}$  which only applies OPTIN to creating token reduction schedule, while leveraging ToMe for merging. Under this constraint, we evaluate our method with state-of-the-art token reduction methods: including DynamicViT (Dyn-ViT) (Rao et al., 2021), Top-K (Haurum et al., 2023), EViT (Liang et al., 2022) and TPS (Wei et al., 2023) in Tab 5 and show superior performance under our framework without re-training. <sup>†</sup> methods follow setup & produced results in (Haurum et al., 2023), we convert a token percentage to FLOPs reduction to benchmark our method. <sup>††</sup> estimated from (Wei et al., 2023). We further complement this with a more detailed comparison against the schedules using constant and linearly decreasing reduction schedules in ToMe over a wide variety of FLOP constraints in Appendix A.6. Ultimately this provides a compelling case for OPTIN’s ability to effectively determine average token importance in transformer architectures.

**Transfer-Learning for Image Classification** To demonstrate the transferability of our compressed models, we obtain the pruned networks from ImageNet-1K and apply transfer learning to the CIFAR-10 dataset. We choose to include DeiT-S and ViT-B for model size diversity. Benchmarking against baseline models, in Tab 4 we show significant recovery of performance when transferring learning onto CIFAR-10 at extensive FLOPs reduction ratios. Although we show re-training is not necessary when it comes to pruning on a specific dataset & task, we evidently show that the method works well under the transfer learning paradigm for different downstream purposes.

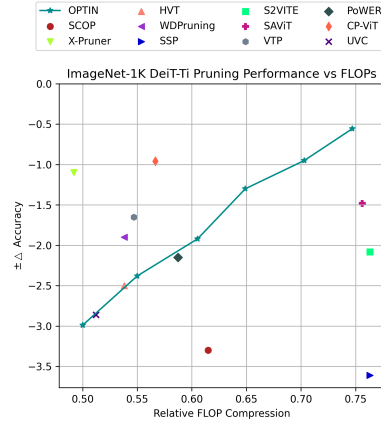


Figure 3: **DeiT-Ti FLOPs vs Accuracy** Benchmarking OPTIN <sub>$\tau$</sub>  over a range of FLOP reductions on ImageNet-1K. OPTIN shows strong robustness over various FLOP constraints without re-training.

Method	FLOPs(G)	$\pm\Delta$ Acc(%)
ViT-B	17.47	-
ToMe	11.50	$\downarrow$ 1.88
<b>OPTIN<sub><math>\tau_{(\infty)}</math></sub></b>	<b>11.45</b>	<b><math>\downarrow</math> 0.71</b>
DeiT-B	17.6	-
Dyn-ViT <sup>†</sup>	11.81	$\downarrow$ 1.17
Top-K <sup>†</sup>	11.81	$\downarrow$ 0.94
EViT <sup>†</sup>	11.81	$\downarrow$ 0.86
ToMe <sup>†</sup>	11.81	$\downarrow$ 0.80
TPS <sup>††</sup>	11.51	$\downarrow$ 0.71
<b>OPTIN<sub><math>\tau_{(\infty)}</math></sub></b>	<b>11.75</b>	<b><math>\downarrow</math> 0.52</b>

Table 5: **Token Reduction** Benchmarking OPTIN <sub>$\tau_{(\infty)}$</sub>  configuration. <sup>†</sup>&<sup>††</sup> detailed in the main text.



### 4.3 APPLICATIONS

We explore downstream tasks and architectures that can similarly benefit from the OPTIN Framework. Particularly, high-resolution (HR) semantic segmentation is a compute-intensive task, and we explore how OPTIN maintains competitive performance and increases throughput speeds in Tab 3a and Fig 3b. To show generalizability, we include a small experiment on CNN pruning in ??.

Method	FLOPs(M)	Top-1(%)	Epochs
Baseline	313.73	93.96	-
$L^1$	206.00	93.40	-
HRank	131.17	93.73	200-300
CFDP	131.17	<b>94.10</b>	200-300
<b>OPTIN</b>	131.17	<b>94.10</b>	<b>100-150</b>

Table 6: **Pruning on CNN.** Benchmarking the performance of OPTIN on the CIFAR-10(Krizhevsky et al., 2009) dataset using VGG-16-BN. OPTIN outperforms previous model compression techniques.

Method	FLOPs↓	Params↓	mIoU(%)	Latency(↓)
Baseline	-	-	78.81	-
<b>OPTIN<math>_{\beta}</math></b>	24.2%	46.6%	74.57	13%

(a) **Mask2Former (Swin-Ti): Semantic Segmentation.** Benchmarking OPTIN $_{\beta}$  on the CityScapes (Cordts et al., 2016) FLOPs, Params., and Latency reduction is measured relative to the SWIN encoder.



(b) **High-Resolution Segmentation** (a) Baseline Mask2Former; (b) OPTIN Framework at a FLOPs reduction of  $\sim 25\%$ . The minimal observable discrepancy is encircled in white rectangles.

Figure 4: Evaluated OPTIN $_{\beta}$  on HR (1024x2048) Segmentation ((a) Quantitative; (b) Qualitative).

**Exploring Semantic Segmentation** To demonstrate the OPTIN framework’s generalizability to complex architectures and downstream tasks, we apply model compression to the Mask2Former Architecture with the Swin-Tiny backbone on the Cityscapes dataset. We specify the selected prunable components in Appendix A.8. In Tab. ?? we show impressive performance despite roughly a 24% reduction in FLOPs and 47% reduction in parameters of the encoder. Qualitatively we can see a strong resemblance between the original and compressed network, with a small discrepancy in predictions towards the bottom right of the frame in an already difficult-to-segment region (as evidenced by the unclear segmentation in the original prediction) and on the traffic sign towards the top left in Fig. 3b.

**Exploring CNN Architectures** To demonstrate the potential applications of OPTIN onto CNN architectures, we extend our trajectory measure as described in Appendix A.10. In Tab. ?? we compare the model compressed through the OPTIN Framework with the baseline on the VGG-16-BN architecture, a heuristic approach ( $L^1$ ) (Li et al., 2017) and two leading state-of-the-art: HRank (Lin et al., 2020a) and CFDP(Khaki & Luo, 2023). Following previous works (Lin et al., 2020a), fine-tuning has been shown to be required post-compression. However as evident in Tab ??, following the same training procedures as HRank, we were able to outperform all methods at a much faster convergence speed given comparable FLOPs reductions.

## 5 CONCLUSION

In this work, we introduced OPTIN as a one-shot technique to enable efficient compression of modern pre-trained transformer architectures *without* re-training. OPTIN exploits the trajectory of prunable components in the transformer architecture to enable a smarter criterion for parameter selection. In this work, we’ve explored several domains including natural language processing, image classification, transfer learning and semantic segmentation tasks. We additionally show how our method can work in concert with existing token reduction modules to produce even stronger competitive results in the image domain. We further expanded our method to show robustness on prior CNN-style architectures opening future avenues of research into fused architectures. In all cases, we’ve shown robustness against compression rates and competitive performance including against methods that perform re-training. We complement our performance improvements with synonymous improvements in throughput speed enabling the practical use of our framework. In the future, we plan to explore more complex architectures and tasks in addition to expanding the number of prunable components to further the cause in an efficient design of transformer models.

## 6 REPRODUCIBILITY STATEMENT

The attached supplemental code contains a framework with the algorithms and metrics behind our main results. All of our adapted  $\mathcal{L}$  formulations are described in the main paper: Sec 3 or Appendix A.9, A.10, and are implemented in the supplemental code. By our innate one-shot structure, there are no training augmentations applied as we don't re-train. The exception is for transfer learning and re-training on the CNN architectures. For these, we adopt the standard augmentations from HRank (Lin et al., 2020a). Our datasets and evaluation metrics are described in Appendix A.3, A.4.

## REFERENCES

- Daniel Bolya, Cheng-Yang Fu, Xiaoliang Dai, Peizhao Zhang, Christoph Feichtenhofer, and Judy Hoffman. Token merging: Your vit but faster. In *The Eleventh International Conference on Learning Representations*, 2023. URL <https://openreview.net/forum?id=JrozRaRw7Eu>.
- Tianlong Chen, Yu Cheng, Zhe Gan, Lu Yuan, Lei Zhang, and Zhangyang Wang. Chasing sparsity in vision transformers: An end-to-end exploration. *Advances in Neural Information Processing Systems*, 34:19974–19988, 2021.
- Bowen Cheng, Ishan Misra, Alexander G Schwing, Alexander Kirillov, and Rohit Girdhar. Masked-attention mask transformer for universal image segmentation. In *Proceedings of the IEEE/CVF conference on computer vision and pattern recognition*, pp. 1290–1299, 2022.
- Zheng Chuanyang, Zheyang Li, Kai Zhang, Zhi Yang, Wenming Tan, Jun Xiao, Ye Ren, and Shiliang Pu. SAVit: Structure-aware vision transformer pruning via collaborative optimization. In Alice H. Oh, Alekh Agarwal, Danielle Belgrave, and Kyunghyun Cho (eds.), *Advances in Neural Information Processing Systems*, 2022. URL <https://openreview.net/forum?id=w5DacXWzQ-Q>.
- Marius Cordts, Mohamed Omran, Sebastian Ramos, Timo Rehfeld, Markus Enzweiler, Rodrigo Benenson, Uwe Franke, Stefan Roth, and Bernt Schiele. The cityscapes dataset for semantic urban scene understanding. In *Proceedings of the IEEE Conference on Computer Vision and Pattern Recognition (CVPR)*, June 2016.
- Jia Deng, Wei Dong, Richard Socher, Li-Jia Li, Kai Li, and Li Fei-Fei. Imagenet: A large-scale hierarchical image database. In *2009 IEEE conference on computer vision and pattern recognition*, pp. 248–255. Ieee, 2009.
- Alexey Dosovitskiy, Lucas Beyer, Alexander Kolesnikov, Dirk Weissenborn, Xiaohua Zhai, Thomas Unterthiner, Mostafa Dehghani, Matthias Minderer, Georg Heigold, Sylvain Gelly, Jakob Uszkoreit, and Neil Houlsby. An image is worth 16x16 words: Transformers for image recognition at scale. In *International Conference on Learning Representations*, 2021. URL <https://openreview.net/forum?id=YicbFdNTTy>.
- Gongfan Fang, Xinyin Ma, Mingli Song, Michael Bi Mi, and Xinchao Wang. Depgraph: Towards any structural pruning. In *Proceedings of the IEEE/CVF Conference on Computer Vision and Pattern Recognition*, pp. 16091–16101, 2023.
- Mohsen Fayyaz, Soroush Abbasi Koohpayegani, Farnoush Rezaei Jafari, Sunando Sengupta, Hamid Reza Vaezi Joze, Eric Sommerlade, Hamed Pirsiavash, and Juergen Gall. Adaptive token sampling for efficient vision transformers. In *European Conference on Computer Vision (ECCV)*, 2022.
- Saurabh Goyal, Anamitra Roy Choudhury, Saurabh Raje, Venkatesan Chakaravarthy, Yogish Sabharwal, and Ashish Verma. Power-bert: Accelerating bert inference via progressive word-vector elimination. In *International Conference on Machine Learning*, pp. 3690–3699. PMLR, 2020.
- Zhiwei Hao, Jianyuan Guo, Ding Jia, Kai Han, Yehui Tang, Chao Zhang, Han Hu, and Yunhe Wang. Learning efficient vision transformers via fine-grained manifold distillation. In *Advances in Neural Information Processing Systems*, 2022.
- Joakim Bruslund Haurum, Sergio Escalera, Graham W. Taylor, and Thomas B. Moeslund. Which tokens to use? investigating token reduction in vision transformers. In *Proceedings of the IEEE/CVF International Conference on Computer Vision (ICCV) Workshops*, October 2023.
- Geoffrey Hinton, Oriol Vinyals, and Jeff Dean. Distilling the knowledge in a neural network, 2015.
- Lu Hou, Zhiqi Huang, Lifeng Shang, Xin Jiang, Xiao Chen, and Qun Liu. Dynabert: Dynamic bert with adaptive width and depth. In H. Larochelle, M. Ranzato, R. Hadsell, M.F. Balcan, and H. Lin (eds.), *Advances in Neural Information Processing Systems*, volume 33, pp. 9782–9793. Curran Associates, Inc., 2020. URL [https://proceedings.neurips.cc/paper\\_files/paper/2020/file/6f5216f8d89b086c18298e043bfe48ed-Paper.pdf](https://proceedings.neurips.cc/paper_files/paper/2020/file/6f5216f8d89b086c18298e043bfe48ed-Paper.pdf).

- Jacob Devlin, Ming-Wei Chang, Kenton Lee, and Kristina Toutanova. Bert: Pre-training of deep bidirectional transformers for language understanding. In *Proceedings of naacL-HLT*, volume 1, pp. 2, 2019.
- Samir Khaki and Weihang Luo. Cfdp: Common frequency domain pruning. In *Proceedings of the IEEE/CVF Conference on Computer Vision and Pattern Recognition (CVPR) Workshops*, pp. 4714–4723, June 2023.
- Sehoon Kim, Amir Gholami, Zhewei Yao, Michael W Mahoney, and Kurt Keutzer. I-bert: Integer-only bert quantization. In *International conference on machine learning*, pp. 5506–5518. PMLR, 2021.
- Zhenglun Kong, Peiyan Dong, Xiaolong Ma, Xin Meng, Wei Niu, Mengshu Sun, Xuan Shen, Geng Yuan, Bin Ren, Hao Tang, et al. Spvit: Enabling faster vision transformers via latency-aware soft token pruning. In *Computer Vision–ECCV 2022: 17th European Conference, Tel Aviv, Israel, October 23–27, 2022, Proceedings, Part XI*, pp. 620–640. Springer, 2022.
- Alex Krizhevsky, Geoffrey Hinton, et al. Learning multiple layers of features from tiny images. 2009.
- Eldar Kurtic, Daniel Campos, Tuan Nguyen, Elias Frantar, Mark Kurtz, Benjamin Fineran, Michael Goin, and Dan Alistarh. The optimal BERT surgeon: Scalable and accurate second-order pruning for large language models. In *Proceedings of the 2022 Conference on Empirical Methods in Natural Language Processing*, pp. 4163–4181, Abu Dhabi, United Arab Emirates, December 2022. Association for Computational Linguistics. doi: 10.18653/v1/2022.emnlp-main.279. URL <https://aclanthology.org/2022.emnlp-main.279>.
- Woosuk Kwon, Sehoon Kim, Michael W. Mahoney, Joseph Hassoun, Kurt Keutzer, and Amir Gholami. A fast post-training pruning framework for transformers. In Alice H. Oh, Alekh Agarwal, Danielle Belgrave, and Kyunghyun Cho (eds.), *Advances in Neural Information Processing Systems*, 2022. URL <https://openreview.net/forum?id=0GRBKLBJJE>.
- François Lagunas, Ella Charlaix, Victor Sanh, and Alexander Rush. Block pruning for faster transformers. In *Proceedings of the 2021 Conference on Empirical Methods in Natural Language Processing*, pp. 10619–10629, Online and Punta Cana, Dominican Republic, November 2021. Association for Computational Linguistics. doi: 10.18653/v1/2021.emnlp-main.829. URL <https://aclanthology.org/2021.emnlp-main.829>.
- Hao Li, Asim Kadav, Igor Durdanovic, Hanan Samet, and Hans Peter Graf. Pruning filters for efficient convnets. In *International Conference on Learning Representations*, 2017. URL <https://openreview.net/forum?id=rJqFGTslg>.
- Youwei Liang, Chongjian GE, Zhan Tong, Yibing Song, Jue Wang, and Pengtao Xie. EVit: Expediting vision transformers via token reorganizations. In *International Conference on Learning Representations*, 2022. URL <https://openreview.net/forum?id=BjyvwnXXVn>.
- Ji Lin, Jiaming Tang, Haotian Tang, Shang Yang, Xingyu Dang, and Song Han. Awq: Activation-aware weight quantization for llm compression and acceleration. *arXiv*, 2023.
- Mingbao Lin, Rongrong Ji, Yan Wang, Yichen Zhang, Baochang Zhang, Yonghong Tian, and Ling Shao. Hrank: Filter pruning using high-rank feature map. In *Proceedings of the IEEE/CVF Conference on Computer Vision and Pattern Recognition (CVPR)*, pp. 1529–1538, 2020a.
- Zi Lin, Jeremiah Liu, Zi Yang, Nan Hua, and Dan Roth. Pruning redundant mappings in transformer models via spectral-normalized identity prior. In *Findings of the Association for Computational Linguistics: EMNLP 2020*, pp. 719–730, Online, November 2020b. Association for Computational Linguistics. doi: 10.18653/v1/2020.findings-emnlp.64. URL <https://aclanthology.org/2020.findings-emnlp.64>.
- Ze Liu, Yutong Lin, Yue Cao, Han Hu, Yixuan Wei, Zheng Zhang, Stephen Lin, and Baining Guo. Swin transformer: Hierarchical vision transformer using shifted windows. In *Proceedings of the IEEE/CVF international conference on computer vision*, pp. 10012–10022, 2021a.

- Zejian Liu, Fanrong Li, Gang Li, and Jian Cheng. EBERT: Efficient BERT inference with dynamic structured pruning. In *Findings of the Association for Computational Linguistics: ACL-IJCNLP 2021*, pp. 4814–4823, Online, August 2021b. Association for Computational Linguistics. doi: 10.18653/v1/2021.findings-acl.425. URL <https://aclanthology.org/2021.findings-acl.425>.
- Xinyin Ma, Gongfan Fang, and Xinchao Wang. Llm-pruner: On the structural pruning of large language models. In *Advances in Neural Information Processing Systems*, 2023.
- Paul Michel, Omer Levy, and Graham Neubig. Are sixteen heads really better than one? *Advances in neural information processing systems*, 32, 2019.
- Zizheng Pan, Bohan Zhuang, Jing Liu, Haoyu He, and Jianfei Cai. Scalable vision transformers with hierarchical pooling. In *Proceedings of the IEEE/cvf international conference on computer vision*, pp. 377–386, 2021.
- Adam Paszke, Sam Gross, Francisco Massa, Adam Lerer, James Bradbury, Gregory Chanan, Trevor Killeen, Zeming Lin, Natalia Gimelshein, Luca Antiga, Alban Desmaison, Andreas Kopf, Edward Yang, Zachary DeVito, Martin Raison, Alykhan Tejani, Sasank Chilamkurthy, Benoit Steiner, Lu Fang, Junjie Bai, and Soumith Chintala. Pytorch: An imperative style, high-performance deep learning library. In H. Wallach, H. Larochelle, A. Beygelzimer, F. d’Alché-Buc, E. Fox, and R. Garnett (eds.), *Advances in Neural Information Processing Systems*, volume 32. Curran Associates, Inc., 2019. URL [https://proceedings.neurips.cc/paper\\_files/paper/2019/file/bdbca288fee7f92f2bfa9f7012727740-Paper.pdf](https://proceedings.neurips.cc/paper_files/paper/2019/file/bdbca288fee7f92f2bfa9f7012727740-Paper.pdf).
- Baoyun Peng, Xiao Jin, Jiaheng Liu, Dongsheng Li, Yichao Wu, Yu Liu, Shunfeng Zhou, and Zhaoning Zhang. Correlation congruence for knowledge distillation. In *Proceedings of the IEEE/CVF International Conference on Computer Vision*, pp. 5007–5016, 2019.
- Yongming Rao, Wenliang Zhao, Benlin Liu, Jiwen Lu, Jie Zhou, and Cho-Jui Hsieh. Dynamicvit: Efficient vision transformers with dynamic token sparsification. In A. Beygelzimer, Y. Dauphin, P. Liang, and J. Wortman Vaughan (eds.), *Advances in Neural Information Processing Systems*, 2021. URL <https://openreview.net/forum?id=jB0N1bwlybm>.
- Ahmad Sajedi, Samir Khaki, Ehsan Amjadi, Lucy Z Liu, Yuri A Lawryshyn, and Konstantinos N Plataniotis. Datadam: Efficient dataset distillation with attention matching. In *Proceedings of the IEEE/CVF International Conference on Computer Vision*, pp. 17097–17107, 2023a.
- Ahmad Sajedi, Samir Khaki, Konstantinos N Plataniotis, and Mahdi S Hosseini. End-to-end supervised multilabel contrastive learning. *arXiv preprint arXiv:2307.03967*, 2023b.
- Ahmad Sajedi, Samir Khaki, Yuri A Lawryshyn, and Konstantinos N Plataniotis. Probmcl: Simple probabilistic contrastive learning for multi-label visual classification. *arXiv preprint arXiv:2401.01448*, 2024.
- Victor Sanh, Thomas Wolf, and Alexander Rush. Movement pruning: Adaptive sparsity by fine-tuning. In H. Larochelle, M. Ranzato, R. Hadsell, M.F. Balcan, and H. Lin (eds.), *Advances in Neural Information Processing Systems*, volume 33, pp. 20378–20389. Curran Associates, Inc., 2020. URL [https://proceedings.neurips.cc/paper\\_files/paper/2020/file/ee15aabaa768ae4a5993a8a4f4fa6e4-Paper.pdf](https://proceedings.neurips.cc/paper_files/paper/2020/file/ee15aabaa768ae4a5993a8a4f4fa6e4-Paper.pdf).
- Dachuan Shi, Chaofan Tao, Ying Jin, Zhendong Yang, Chun Yuan, and Jiaqi Wang. UPop: Unified and progressive pruning for compressing vision-language transformers. In *Proceedings of the 40th International Conference on Machine Learning*, volume 202, pp. 31292–31311. PMLR, 2023.
- Karen Simonyan and Andrew Zisserman. Very deep convolutional networks for large-scale image recognition. *arXiv preprint arXiv:1409.1556*, 2014.
- Zhuoran Song, Yihong Xu, Zhezhi He, Li Jiang, Naifeng Jing, and Xiaoyao Liang. Cp-vit: Cascade vision transformer pruning via progressive sparsity prediction, 2022.
- Yehui Tang, Yunhe Wang, Yixing Xu, Dacheng Tao, Chunjing Xu, Chao Xu, and Chang Xu. Scop: Scientific control for reliable neural network pruning. *Advances in Neural Information Processing Systems*, 33:10936–10947, 2020.

- Hugo Touvron, Matthieu Cord, Matthijs Douze, Francisco Massa, Alexandre Sablayrolles, and Hervé Jégou. Training data-efficient image transformers & distillation through attention. In *International conference on machine learning*, pp. 10347–10357. PMLR, 2021.
- Ashish Vaswani, Noam Shazeer, Niki Parmar, Jakob Uszkoreit, Llion Jones, Aidan N Gomez, Łukasz Kaiser, and Illia Polosukhin. Attention is all you need. *Advances in neural information processing systems*, 30, 2017.
- Alex Wang, Amanpreet Singh, Julian Michael, Felix Hill, Omer Levy, and Samuel R. Bowman. GLUE: A multi-task benchmark and analysis platform for natural language understanding. In *International Conference on Learning Representations*, 2019. URL <https://openreview.net/forum?id=rJ4km2R5t7>.
- Hanrui Wang, Zhanghao Wu, Zhijian Liu, Han Cai, Ligeng Zhu, Chuang Gan, and Song Han. HAT: Hardware-aware transformers for efficient natural language processing. In *Proceedings of the 58th Annual Meeting of the Association for Computational Linguistics*, pp. 7675–7688, Online, July 2020a. Association for Computational Linguistics. doi: 10.18653/v1/2020.acl-main.686. URL <https://aclanthology.org/2020.acl-main.686>.
- Yi Ru Wang, Samir Khaki, Weihang Zheng, Mahdi S Hosseini, and Konstantinos N Plataniotis. Conetv2: Efficient auto-channel size optimization for cnns. In *2021 20th IEEE International Conference on Machine Learning and Applications (ICMLA)*, pp. 998–1003. IEEE, 2021.
- Ziheng Wang, Jeremy Wohlwend, and Tao Lei. Structured pruning of large language models. In *Proceedings of the 2020 Conference on Empirical Methods in Natural Language Processing (EMNLP)*. Association for Computational Linguistics, 2020b. doi: 10.18653/v1/2020.emnlp-main.496. URL <https://doi.org/10.18653%2Fv1%2F2020.emnlp-main.496>.
- Siyuan Wei, Tianzhu Ye, Shen Zhang, Yao Tang, and Jiajun Liang. Joint token pruning and squeezing towards more aggressive compression of vision transformers. In *Proceedings of the IEEE/CVF Conference on Computer Vision and Pattern Recognition*, pp. 2092–2101, 2023.
- Thomas Wolf, Lysandre Debut, Victor Sanh, Julien Chaumond, Clement Delangue, Anthony Moi, Pierric Cistac, Tim Rault, Remi Louf, Morgan Funtowicz, Joe Davison, Sam Shleifer, Patrick von Platen, Clara Ma, Yacine Jernite, Julien Plu, Canwen Xu, Teven Le Scao, Sylvain Gugger, Mariama Drame, Quentin Lhoest, and Alexander Rush. Transformers: State-of-the-art natural language processing. In *Proceedings of the 2020 Conference on Empirical Methods in Natural Language Processing: System Demonstrations*, pp. 38–45, Online, October 2020. Association for Computational Linguistics. doi: 10.18653/v1/2020.emnlp-demos.6. URL <https://aclanthology.org/2020.emnlp-demos.6>.
- Mengzhou Xia, Zexuan Zhong, and Danqi Chen. Structured pruning learns compact and accurate models. In *Association for Computational Linguistics (ACL)*, 2022.
- Guangxuan Xiao, Ji Lin, Mickael Seznec, Hao Wu, Julien Demouth, and Song Han. SmoothQuant: Accurate and efficient post-training quantization for large language models. In Andreas Krause, Emma Brunskill, Kyunghyun Cho, Barbara Engelhardt, Sivan Sabato, and Jonathan Scarlett (eds.), *Proceedings of the 40th International Conference on Machine Learning*, volume 202 of *Proceedings of Machine Learning Research*, pp. 38087–38099. PMLR, 23–29 Jul 2023. URL <https://proceedings.mlr.press/v202/xiao23c.html>.
- Huanrui Yang, Hongxu Yin, Maying Shen, Pavlo Molchanov, Hai Li, and Jan Kautz. Global vision transformer pruning with hessian-aware saliency. In *Proceedings of the IEEE/CVF Conference on Computer Vision and Pattern Recognition*, pp. 18547–18557, 2023.
- Fang Yu, Kun Huang, Meng Wang, Yuan Cheng, Wei Chu, and Li Cui. Width & depth pruning for vision transformers. In *AAAI Conference on Artificial Intelligence*, 2022a. URL <https://api.semanticscholar.org/CorpusID:250294994>.
- Lu Yu and Wei Xiang. X-pruner: explainable pruning for vision transformers. In *Proceedings of the IEEE/CVF Conference on Computer Vision and Pattern Recognition*, pp. 24355–24363, 2023.

Shixing Yu, Tianlong Chen, Jiayi Shen, Huan Yuan, Jianchao Tan, Sen Yang, Ji Liu, and Zhangyang Wang. Unified visual transformer compression. In *International Conference on Learning Representations*, 2022b. URL <https://openreview.net/forum?id=9jsZiUgkCZP>.

Qingru Zhang, Simiao Zuo, Chen Liang, Alexander Bukharin, Pengcheng He, Weizhu Chen, and Tuo Zhao. Platon: Pruning large transformer models with upper confidence bound of weight importance. In *International Conference on Machine Learning*, pp. 26809–26823. PMLR, 2022.

Borui Zhao, Quan Cui, Renjie Song, Yiyu Qiu, and Jiajun Liang. Decoupled knowledge distillation, 2022.

Mingjian Zhu, Yehui Tang, and Kai Han. Vision transformer pruning, 2021.

## A APPENDIX

The appendix is structured to provide details that matches elicitation from the main text. Experiments and discussions included in the appendix serve as supplemental information to provide a greater context to claims and experiments stated in the main text.

### A.1 DISCUSSING THE OPTIN ALGORITHM

Algorithm 1 demonstrates the base structure for computing and assigning importance to each of our printable parameters. Once our importance scores were computed we directly leveraged the mask search algorithm from PTF (Kwon et al., 2022) as it searches to maximize scores in the partitioned search space. Their policy partitions the search space by incrementally adding attention heads in order of importance, and at each step, adding the maximum number of rank-ordered neurons that will satisfy the cost constraint  $\mathcal{C}([\theta'_0, \theta'_1, \dots, \theta'_n]) \leq C$ . By computing the cumulative importance at each step, we easily deduce that the step with the maximum cumulative importance must be optimal, as any other configuration would yield a cumulative score less than or equal to that of the best.

### A.2 DETAILS ON HYPERPARAMETER $\lambda$

In Tab 1d, we use the  $\lambda$  sweep to express relative magnitude differences between  $\mathcal{L}_{MD}$  and  $\mathcal{L}_{KD}$ . Based on the reported results, we can conclude that a larger importance should be weighed on the distillation loss, in particular, we expect that  $\lfloor \log_{10}(\mathcal{L}_{MD}) \rfloor \sim \{10, 100\} * \lfloor \log_{10}(\mathcal{L}_{KD}) \rfloor$  (i.e. the order of magnitude of  $\mathcal{L}_{MD}$  should be 10-100 times larger than that of  $\mathcal{L}_{KD}$ )

### A.3 DETAILS ON DATASET CHOICE

In this work, we evaluated the strength of the OPTIN framework on natural language processing benchmarks, image classification and semantic segmentation. Across this wide variety of domains, we used different datasets for the various tasks following from previous works to bolster the performance of our method.

**GLUE Benchmarks** The General Language Understanding Evaluation (GLUE) benchmark (Wang et al., 2019) contains a variety of NLP-related tasks of which we included: Similarity and Paraphrase Tasks (MRPC STS-B, QQP) and Inference Tasks (MNLI, QNLI). The dataset distribution widely vary per task. From the included selection, STS-B is a regression task, MNLI has three classes, and the remaining tasks include two classes.

**ImageNet 1K Benchmarks** The ImageNet-1K dataset (Deng et al., 2009) is a widely used benchmark for image classification, as cited in several works (Zhu et al., 2021; Goyal et al., 2020; Pan et al., 2021). It contains 1.2 million training images and 50K validation images across the 1000 classes. Due to its difficulty, stemming from the number of classes and images, it presents a perfect benchmarking medium for our one-shot pruning approach.

**CIFAR 10** The CIFAR-10 (Krizhevsky et al., 2009) datasets are a common benchmark across both convolutional neural network pruning and model compression works (Khaki & Luo, 2023; Lin et al., 2020a; Wang et al., 2021). CIFAR10 contains 50K training and 10K validation images spread over 10 classes. Due to the prominent use of this dataset in benchmarking tasks, we decided to benchmark our method for fair comparison with SOTA.

**Cityscapes** The Cityscapes dataset (Cordts et al., 2016) is heavily used for semantic segmentation tasks, and in particular, contains high-resolution images of (1024x2048), with roughly 3K training and 500 validation images. In this paper, our goal was to demonstrate the effects of pruning a downstream network under the OPTIN framework, and due to the high resolution of Cityscapes data, we were able to demonstrate improvements in throughput speed for our pruned segmentation model.

### A.4 DETAILS ON EVALUATION METRIC CHOICE

The two main metrics reported in this work are FLOP(s) and Accuracy (or equivalently mIOU in the case of segmentation). Given the target domain of this paper, these metrics best express the tradeoff between high accuracy and computational complexity, and further how the OPTIN framework



is better able to make this distinction. The selected metrics have further been reported in similar previous works (Kwon et al., 2022; Bolya et al., 2023; Wei et al., 2023). Finally, we also report im/s throughput to better illustrate the real-world implications of the OPTIN Framework, especially in resource or time-constrained environments.

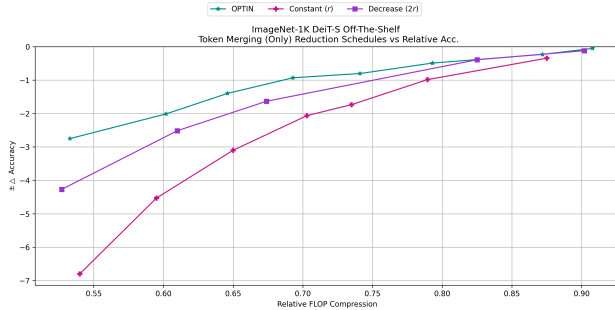
### A.5 AVERAGE TIME ANALYSIS

Task	Dataset	Model	Avg. Pruning Time (Hours)
Natural Language	GLUE Benchmark	BERT	0.4
Image Classification	ImageNet-1K	DeiT Tiny	0.3
Image Classification	ImageNet-1K	DeiT Small	0.3
Semantic Segmentation	Cityscapes	Mask2Former(Swin-Ti)	0.5

(a) **Ablating the Token Merging Algorithm.** We demonstrate the practicality of our method as it scales well across the tasks and model architectures, achieving competitive results on the scale of minutes; thus further bolstering the motivation and implications of the OPTIN Framework.

### A.6 ABLATIVE EXPERIMENTS

Dataset	Batch Size	Acc.
MNLI	16	<b>82.12</b>
MNLI	32	<b>81.90</b>
MNLI	64	81.73
MNLI	128	<b>82.20</b>
ImageNet	16	70.53
ImageNet	32	<b>71.25</b>
ImageNet	64	71.01
ImageNet	128	70.82



(a) **Effect of Batch Size.** The computation of  $\mathcal{L}$  appears to be more robust to changes in the batch-size.

(b) **Ablating the Token Reduction Schedule.** On ImageNet-1K for DeiT-S, our  $\text{OPTIN}_{\tau(\infty)}$  Framework produced a more optimal reduction scheme as opposed to the default in ToMe (Bolya et al., 2023)

Token Merging Alg.	Scheduler	$\pm \Delta Acc(\%)$	FLOPs(G)
Baseline (N/A)	-	-	17.6
Random Prune	default	↓ 8.47	11.81
Random Prune	$\text{OPTIN}_{\tau(\infty)}$	↓ <b>7.11</b>	<b>11.75</b>
bipartite merge	default	↓ 0.80	11.81
bipartite merge	$\text{OPTIN}_{\tau(\infty)}$	↓ <b>0.52</b>	<b>11.75</b>

(c) **Ablating the Token Merging Algorithm.** On ImageNet-1K for DeiT-B, the bipartite matching default configuration from ToMe was used. However based on the results, it is evident that OPTIN improves the performance of arbitrary token pruning methods as well. Configuration Ablated:  $\text{OPTIN}_{\tau(\infty)}$

**Table 8: Additional Experiments** Here we evaluate three components: (a) the ablative effect of batch size in computing the distillation loss, (b) a comparison of the optimal reduction schedule from  $\text{OPTIN}_{\tau(\infty)}$  compared to the constant and decreasing schedules from ToMe. (c) the effect of different patch reduction/merging techniques using the OPTIN Framework. Our default settings are marked in green.

## A.7 ADDITIONAL LANGUAGE EXPERIMENTS

Method	MNLI	QQP	QNLI	SST	STS-B	MRPC
BERT <sub>BASE</sub>	84.53	91.00	91.41	93.57	88.90	86.27
PTF	81.21	89.99	88.38	92.13	87.10	83.14
<b>OPTIN<sup>†</sup><sub>λ<sub>c</sub>=0.01</sub></b>	<b>82.12</b>	<b>90.08</b>	<b>88.54</b>	<b>92.36</b>	<b>87.19</b>	<b>85.21</b>
PTF <sup>††</sup>	82.51	90.35	90.06	92.49	88.00	85.27
<b>OPTIN<sup>††</sup></b>	<b>82.74</b>	<b>90.43</b>	<b>90.35</b>	<b>92.73</b>	<b>88.21</b>	<b>85.68</b>

Table 9: **Natural Language Benchmarks.** Augments the main table 9 with two additional experiments. **OPTIN<sup>†</sup><sub>λ<sub>c</sub>=0.01</sub>** runs the OPTIN algorithm with  $\lambda_c = 0.01$  to display the best results we achieved using our standard framework. Further, **OPTIN<sup>††</sup>** compares with PTF<sup>††</sup> which includes the mask tuning/scaling from PTF (Kwon et al., 2022) to discover a non-binary mask that helps to reduce in-place reconstruction errors. Latency is estimated at  $B = 32$  and ranges between 1.35-1.38  $\times$  improvement.<sup>‡</sup> results are averaged over 5 different seeds.

Task	Attention Heads	Hidden Neurons	Patches&Tokens	Output Channels
Natural Language Processing	✓	✓	-	-
Image Classification (CNN)	-	-	-	✓
Image Classification (TF)	✓	✓	✓	-
Semantic Segmentation	-	✓	-	-

Table 10: Identifying the prunable weights that OPTIN uses to accelerate the model for various downstream tasks

## A.8 EXTENDING OPTIN TO VARIOUS DOWNSTREAM TASKS

When moving from the language domain to other applications, competitive methods leverage additional pruning components in order to spread the compression over a larger search space. In response, we too apply this with OPTIN. Tab 10 identifies the search space used in OPTIN for various downstream tasks.

## A.9 ADAPTING THE TRAJECTORY FORMULATION TO TOKENPATCH INFORMATIVENESS

As detailed in Sec 4.2, the OPTIN framework allows users to select the best token reduction technique for their task to create an expanded prunable search space. The OPTIN framework adapts to image datasets by further producing an optimal reduction schedule for tokens that can be leveraged by any reduction or merging technique. In the main paper, we use ToMe with bipartite matching, however, we ablate the metric choice and merging strategy in Appendix A.6.

In order to obtain the optimal token reduction, we apply the trajectory estimation to patches in the vision-transformer models, by simply modifying the reshaping operator and the dimension upon which we compute the importance. We adopt the inter-sample representation (Hao et al., 2022) and since we are determining patch-level importance, it follows that we should compare our base and pruned embeddings along said dimension. We note that the use of the term *patches* in the context of vision-transformers would be represented by the same dimension as the token sequence length in the language domain. We redefine the manifold distillation loss according to the index  $j$  which ranges up to the number of patches for the co-responding model. We begin by redefining the manifold structure relational map based on index  $j$  where  $F_{i,[:,j,:]} \in \mathbf{R}^{B \times 1 \times D}$  as:

$$\mathcal{M}(F_{i,[:,j,:]}) = (F_{i,[:,j:]})(F_{i,[:,j:]})^T$$

In particular, we modify the  $\mathcal{L}$  inter-image patch distillation loss from (Hao et al., 2022) by replacing the student input with that of the masked patch, and the teacher input with the precomputed embeddings from the network. For two given feature embeddings from layer  $i$  for a base and pruned model, the

sample manifold reconstruction error would present as:

$$\mathcal{L}_{MD}(F'_i, F_i) = \frac{1}{T} \sum_{j=0}^T \|\mathcal{M}(F'_{i,[:,j:]}) - \mathcal{M}(F_{i,[:,j:]})\|_F^2$$

This error is accumulated with standard KL Divergence resulting in a similar Equation 3.

After determining the importance score for each patch, we can derive the average number of patches required per layer for maximum information throughput by simple rank elimination given an FLOPs constraint. After executing the mask search with attention heads and neurons, we alleviate the remaining FLOP reduction required by removing tokens in order of ascending importance (i.e remove the lowest importance first). This ultimately produces the number of tokens per layer which can be extracted as a token reduction schedule that can be leveraged on run-time with the ToMe bipartite matching scheme. We have further shown that the OPTIN Framework reduction scheme is much more informed than the standard constant or decreasing schemes commonly used – See Appendix A.6.

#### A.10 ADAPTING THE TRAJECTORY FORMULATION TO OUTPUT CHANNELS

To adapt the trajectory estimation to output channels in CNN-style networks, we reduce the relation to a simple mean-square error computed between the feature embeddings along the length of the model. In particular, we average the embeddings along the batch dimension and compute the sum of the mean squared error between the base and pruned model along each layer deeper in the network:

$$\mathcal{L}_{MD}(F'_i, F_i) = \frac{1}{B} \sum \left\| \sum^B F'_i - \sum^B F_i \right\|_F^2$$

Once again, we are able to plug this into Equation 3 with standard KL Divergence to determine overall channel importance.