

Spin Radiation of Electrons, Excitons, and Phonons

Chengyuan Cai and Tao Yu*

School of Physics, Huazhong University of Science and Technology, Wuhan 430074, China

(Dated: April 9, 2024)

In the celebrated Stern-Gerlach experiment an inhomogeneous static magnetic field separates a beam of *charge-neutral* atoms with opposite spins, thereby driving a “spin current” normal to the propagation direction. Here we generalize it to the dynamic scenario by demonstrating a spin transfer between an AC *inhomogeneous* magnetic field and intraband electrons or charge-neutral excitons and phonons. We predict that parametric pumping can efficiently radiate their DC spin currents from local AC magnetic sources with van der Waals semiconductors as prototypes. This mechanism brings a unified and efficient paradigm in the spin transport of distinct mobile carriers.

Introduction.—The flow of electron spins or spin current is a fundamental physical concept that plays an important role in understanding the conversion between angular momentum in different disguises [1–5]. Besides electrons, angular momentum and magnetic moments can also be carried by bosonic information carriers such as magnons [6–9], photons [10, 11], chiral phonons [12–14], as well as excitons [15–18]. Spin pumping by magnetic contacts [19, 20] and the spin-Hall effect [21–23] are popular approaches generating electron spin currents in metals, but are less appealing for semiconductors and low-dimensional van der Waals materials due to Schottky barriers and electronic structure mismatch [24]. These approaches are difficult to apply to charge-neutral carriers as well such as phonons and excitons, which have become important information carriers utilized in modern quantum nanodevices [12–18].

Generation of spin current of charge-neutral carriers may be historically traced to the celebrated Stern-Gerlach experiment [25], where the gradient of static magnetic fields separates a beam of charge-neutral atoms with opposite spins, thereby driving a spin current normal to the propagation direction. Still, a similar effect appears to disappear when the magnetic field and, thereby, the “force” oscillates. Instead, specific interband optical selection rules or spin-orbit coupling optical fields can generate spin polarization or accumulation for charge-neutral excitons [26–28] and chiral phonons [29], as well as electrons [30–34]. Their interplay in semiconductors and van der Waals materials inspires functionalities in opto-spintronic [35, 36] and magnonic [6–9, 37] devices. However, plane-wave optical photons hold very little momentum and cannot directly generate a spin current for the charge-neutral carriers and electrons. This raises the issue of whether it is possible to generalize the Stern-Gerlach effect to an AC magnetic field to generate spin currents of distinct mobile carriers.

In this Letter, we predict *intraband* angular momentum transfer between a focused radio-frequency (rf) or terahertz (THz) radiation and the electrons or the charge neutral carriers in conductors, semiconductors, and van der Waals materials, which is very different from the creation of interband electron-hole pairs by the polar-

ized *electric* fields of THz/infrared radiation. Strongly localized near fields may be generated by, *e.g.*, proximity excited nanomagnets [38–40], focused laser beams, metallic nanostructures [41, 42] or a scanning near-field optical microscope (SNOM) [43–46]. We predict a parametric pumping mechanism that efficiently generates DC spin currents carried by electrons, charge-neutral excitons, and phonons (Fig. 1). Since the spin current is radiated from the local source, we term this phenomenon as “spin radiation” for short.

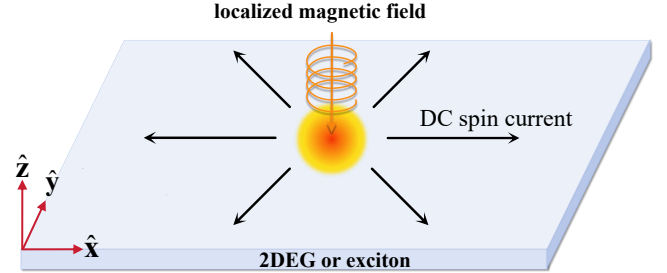


FIG. 1. Radiation of DC spin current of electrons or excitons when pumped by a focused magnetic (optical or microwave) field with circular polarization.

Inelastic spin-flip by photons.—We first sketch the key physical processes by electrons and estimate the magnitude of DC spin currents emitted by *localized* AC magnetic (microwave or optical) fields in a setup as in Fig. 1. We consider a monochromatic magnetic field $\mathbf{h}(\boldsymbol{\rho}, t) = \sum_{\mathbf{q}} (\mathbf{h}^{(+)}(\mathbf{q})e^{-i\omega t} + \mathbf{h}^{(-)}(\mathbf{q})e^{i\omega t}) e^{i\mathbf{q}\cdot\boldsymbol{\rho}}$ [47] with frequency ω applied to a two-dimensional electron gas (2DEG) with an in-plane position vector $\boldsymbol{\rho} = x\hat{\mathbf{x}} + y\hat{\mathbf{y}}$. The electric-field component may be disregarded for our purpose since it does not couple to the spin degree of freedom. The Fourier components of a strongly localized field at the origin with polarization or “spin” along the out-of-plane $\hat{\mathbf{z}}$ -direction read

$$\mathbf{h}^{(\pm)}(\mathbf{q}) \approx (h_0/S)(1, \pm i, 0)^T, \quad (1)$$

where h_0 is the amplitude, S is the sample area, and “+” (“–”) corresponds to the positive (negative) circular polarization. It couples with the electrons by the

Zeeman interaction $\hat{V}(t) = \mu_0 \gamma_e \int \hat{\mathbf{s}}(\boldsymbol{\rho}) \cdot \mathbf{h}(\boldsymbol{\rho}, t) d\boldsymbol{\rho}$, in which μ_0 is the vacuum permeability and γ_e is the effective gyromagnetic ratio of electrons, and excites a non-equilibrium spin accumulation in the conduction band, which is the the expectation value of the spin density operator $\hat{\mathbf{s}}(\boldsymbol{\rho}) = \sum_{\eta, \epsilon} (\hbar/2) \boldsymbol{\sigma}_{\eta\epsilon} |\boldsymbol{\rho}, \eta\rangle \langle \boldsymbol{\rho}, \epsilon|$, where $\boldsymbol{\sigma}$ are Pauli matrices, $\{\eta, \epsilon\} = \{\uparrow, \downarrow\}$ denote electron spins along the $\hat{\mathbf{z}}$ -direction, and $|\boldsymbol{\rho}, \eta\rangle$ is an electron ket. We decompose the coupling into $\hat{V}(t) = \hat{V}^{(+)} e^{-i\omega t} + \hat{V}^{(-)} e^{i\omega t}$ and expand it into electron eigenstates $|\mathbf{k}, \eta\rangle$ as $\hat{V}^{(\pm)} = \sum_{\mathbf{k}, \mathbf{q}} \sum_{\eta, \epsilon} \mathcal{G}_{\mathbf{k}'-\mathbf{k}}^{(\pm)} |\eta\epsilon\rangle e^{\mp i\omega t} |\mathbf{k}', \eta\rangle \langle \mathbf{k}, \epsilon|$, where $\mathbf{k} = k_x \hat{\mathbf{x}} + k_y \hat{\mathbf{y}}$ is electron wave vector and $\mathcal{G}_{\mathbf{q}}^{(\pm)} |\eta\epsilon\rangle = (\mu_0 \gamma_e \hbar/2) \sum_{\alpha=\{x,y,z\}} \sigma_{\eta\epsilon}^\alpha h_\alpha^{(\pm)}(\mathbf{q})$ are matrix elements. On substituting Eq. (1), only $\mathcal{G}_{\mathbf{q}}^{(+)} |_{\uparrow\downarrow}$ and $\mathcal{G}_{\mathbf{q}}^{(-)} |_{\downarrow\uparrow}$ are non-zero, which reflects the conservation of angular momentum.

The localized or focused magnetic field coherently couples electron states of different wave vectors since the operator $\hat{V}^{(+)}$ has finite matrix elements between an occupied initial state $|\mathbf{k}, \uparrow\rangle$ of energy $\varepsilon_{\mathbf{k}}$ and an empty state $|\mathbf{k}', \downarrow\rangle$ of higher energy $\varepsilon_{\mathbf{k}'}$. Inversely, at finite temperatures $\hat{V}^{(-)}$ emits a photon when the higher energy state is occupied and the lower empty. These processes are captured by the time evolution of the 2×2 spin density matrix $\rho_{\mathbf{k}'\mathbf{k}} |\eta\epsilon\rangle = \langle \mathbf{k}', \eta | \hat{\rho} | \mathbf{k}, \epsilon \rangle$, in which diagonal terms represent the population and off-diagonal terms the coherence between opposite spins. As detailed in the Supplemental Material (SM) [48] the density matrix obeys the Liouville equation

$$i\hbar \frac{\partial \rho_{\mathbf{k}'\mathbf{k}}}{\partial t} = (\varepsilon_{\mathbf{k}'} - \varepsilon_{\mathbf{k}}) \rho_{\mathbf{k}'\mathbf{k}} + \sum_{\zeta=\pm} \sum_{\mathbf{q}} \mathcal{G}_{\mathbf{k}'-\mathbf{q}}^{(\zeta)} \rho_{\mathbf{q}\mathbf{k}} e^{-i\zeta\omega t} - \sum_{\zeta=\pm} \sum_{\mathbf{q}} \rho_{\mathbf{k}'\mathbf{q}} \mathcal{G}_{\mathbf{q}-\mathbf{k}}^{(\zeta)} e^{-i\zeta\omega t}. \quad (2)$$

A uniform field cannot induce inter-momentum coherence since when $\mathcal{G}_{\mathbf{q}-\mathbf{k}} \propto \delta_{\mathbf{q}\mathbf{k}}$, $\rho_{\mathbf{k}'\mathbf{k}} \propto \delta_{\mathbf{k}'\mathbf{k}}$ is diagonal in the wave vector space.

The carrier population and spin coherence induced by external fields follow from the solutions of the equation of motion (2). Without drive, $\rho_{\mathbf{k}'\mathbf{k}} \approx f_{\mathbf{k}} \delta_{\mathbf{k}'\mathbf{k}}$ is the Fermi-Dirac distribution $f_{\mathbf{k}} = 1/(e^{(\varepsilon_{\mathbf{k}}-\mu)/(k_B T)} + 1)$ at temperature T and chemical potential μ . With drive, the series expansion up to V^2 to Eq. (2) reads

$$\rho_{\mathbf{k}'\mathbf{k}} = f_{\mathbf{k}} \delta_{\mathbf{k}'\mathbf{k}} + \sum_{\zeta=\pm} \frac{\mathcal{G}_{\mathbf{k}'-\mathbf{k}}^{(\zeta)} (f_{\mathbf{k}} - f_{\mathbf{k}'}) e^{-i\zeta\omega t}}{\varepsilon_{\mathbf{k}} + \zeta\hbar\omega - \varepsilon_{\mathbf{k}'} + i0_+} + \sum_{\zeta_1, \zeta_2=\pm} \sum_{\mathbf{q}} \frac{\mathcal{G}_{\mathbf{k}'-\mathbf{q}}^{(\zeta_1)} \mathcal{G}_{\mathbf{q}-\mathbf{k}}^{(\zeta_2)} (f_{\mathbf{k}} - f_{\mathbf{q}}) e^{-i(\zeta_1+\zeta_2)\omega t}}{(\varepsilon_{\mathbf{k}} + (\zeta_1 + \zeta_2)\hbar\omega - \varepsilon_{\mathbf{k}'} + i0_+)(\varepsilon_{\mathbf{k}} + \zeta_2\hbar\omega - \varepsilon_{\mathbf{q}} + i0_+)} + \frac{\mathcal{G}_{\mathbf{k}'-\mathbf{q}}^{(\zeta_1)} \mathcal{G}_{\mathbf{q}-\mathbf{k}}^{(\zeta_2)} (f_{\mathbf{k}'} - f_{\mathbf{q}}) e^{-i(\zeta_1+\zeta_2)\omega t}}{(\varepsilon_{\mathbf{k}} + (\zeta_1 + \zeta_2)\hbar\omega - \varepsilon_{\mathbf{k}'} + i0_+)(\varepsilon_{\mathbf{q}} + \zeta_1\hbar\omega - \varepsilon_{\mathbf{k}'} + i0_+)}. \quad (3)$$

When disregarding the interference between different wave vectors in Eq. (3) and taking $\zeta_1 = -\zeta_2$ for DC spin-injection processes, the spin injection rate is then constant and governed by the rate equation [48]

$$\begin{aligned} \left. \frac{\partial \mathbf{s}}{\partial t} \right|_{\text{DC}} &= \frac{\hbar}{2} \sum_{\mathbf{k}} \sum_{\eta, \epsilon=\{\uparrow, \downarrow\}} \frac{\partial \rho_{\mathbf{k}\mathbf{k}}^I(t) |_{\epsilon\eta}}{\partial t} \boldsymbol{\sigma}_{\eta\epsilon} \\ &= \pi \sum_{\mathbf{k}, \mathbf{q}} (f_{\mathbf{q}} - f_{\mathbf{k}}) \text{Tr} \left(\mathcal{G}_{\mathbf{q}-\mathbf{k}}^{(+)\dagger} \mathcal{G}_{\mathbf{q}-\mathbf{k}}^{(+)} \boldsymbol{\sigma} \right) \\ &\quad \times \delta(\varepsilon_{\mathbf{k}} + \hbar\omega - \varepsilon_{\mathbf{q}}) + \text{H.c.}, \end{aligned} \quad (4)$$

noting in the interaction representation $\rho_{\mathbf{k}\mathbf{k}}^I(t) = \rho_{\mathbf{k}\mathbf{k}}(t)$. The spin injection is driven by the spin-flip induced by the AC magnetic field (1) that may be understood in terms of photon absorption processes in Fig. 2 for a parabolic electron dispersion $\varepsilon_{\mathbf{k}} = \hbar^2 k^2 / (2m^*)$, where m^* is effective mass of electrons. The red curves sketch an electron with spin “ \downarrow ” that under absorption of a photon with energy $\hbar\omega$ flips to a “ \uparrow ” under energy and momentum conservation, i.e., a transition from $|\mathbf{k}, \downarrow\rangle$ to $|\mathbf{q}_+, \uparrow\rangle$. Here $\varepsilon(\mathbf{q}_{\pm}) = \varepsilon(\mathbf{k}) \pm \hbar\omega$. The blue curves indicate the photon emission process from $|\mathbf{k}, \uparrow\rangle$ to $|\mathbf{q}_-, \downarrow\rangle$.

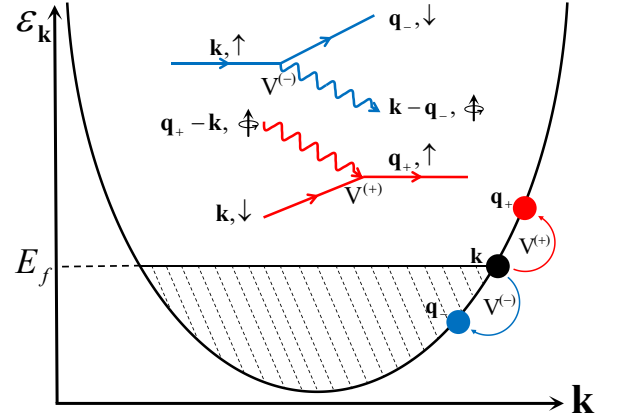


FIG. 2. Spin-transfer process in an electron gas induced by a circularly polarized photon. An electron at the Fermi energy can absorb a photon with energy to be excited to a higher energy state or emit a photon to a lower energy state under energy and linear/angular momentum conservation. Here state \mathbf{k} is occupied while states \mathbf{q} must be empty. The Feynman diagrams depict the photon absorption and emission processes with spin angular momentum conservation.

At zero temperature electrons occupy states below the Fermi energy E_f and Fermi wave number k_f . Substituting the parabolic electron dispersion and the field (1) into (4),

$$\begin{aligned} \left. \frac{\partial \mathbf{s}}{\partial t} \right|_{\text{DC}} &= \sum_{\mathbf{k}} \int_0^{2\pi} d\varphi_{\mathbf{q}} \int_0^{\infty} d\varepsilon_{\mathbf{q}} \frac{iSm^*}{\pi\hbar^2} (f(\varepsilon_{\mathbf{q}}) - f(\varepsilon_{\mathbf{k}})) \\ &\quad \times \left(\mathbf{h}_{\mathbf{k}-\mathbf{q}}^{(+)*} \times \mathbf{h}_{\mathbf{k}-\mathbf{q}}^{(+)} \right) \delta(\varepsilon_{\mathbf{k}} + \hbar\omega - \varepsilon_{\mathbf{q}}) + \text{H.c.} \\ &= \omega(m^* \mu_0 \gamma_e \hbar_0)^2 / (2\pi\hbar) \hat{\mathbf{z}}. \end{aligned} \quad (5)$$

It indicates that the photon absorption in Fig. 2 contribute to the spin injection. The number of absorbed photons with frequency $\hbar\omega$ is proportional to $\hbar\omega D_{2\text{DEG}}$, where the density of states of 2DEG $D_{2\text{DEG}} = Sm^*/(2\pi\hbar^2)$. In the ballistic regime, the energy and angular momentum injection rate into the electron system equals the total spin and energy currents flowing through a circle around the source. We then estimate the spin current density by [48]

$$\begin{aligned} \frac{\partial \mathbf{s}}{\partial t} \Big|_{\text{DC}} &= \oint \mathcal{J}_s^{\text{DC}}(\boldsymbol{\rho}) \cdot d\mathbf{S} \\ &= 2\pi\rho \mathcal{J}_s^{\text{est}}(\boldsymbol{\rho}) \hat{\mathbf{z}} = \omega(m^* \mu_0 \gamma_e \hbar_0)^2 / (2\pi\hbar) \hat{\mathbf{z}}, \end{aligned} \quad (6)$$

where $\rho = |\boldsymbol{\rho}|$. The process is proportional to the absorption coefficient of the light intensity $\sim h_0^2$.

Quantum formalism.—Below we substantiate the magnetic spin pumping found by rate equation as sketched above by a full quantum formalism. The Hamiltonian of 2DEG in the x - y plane subject to an inhomogeneous AC magnetic field $\mathbf{h}(\boldsymbol{\rho}, t)$ of frequency ω reads

$$\begin{aligned} \hat{H}_e &= \hat{H}_0 + \hat{V}(t) = \sum_{\mathbf{k}, \eta} (\varepsilon_{\mathbf{k}} - \mu) |\mathbf{k}, \eta\rangle \langle \mathbf{k}, \eta| \\ &+ \sum_{\zeta=\pm} \sum_{\mathbf{k}, \mathbf{k}'} \sum_{\eta, \epsilon=\{\uparrow, \downarrow\}} \mathcal{G}_{\mathbf{k}'-\mathbf{k}}^{(\zeta)} |_{\eta\epsilon} e^{-i\zeta\omega t} |\mathbf{k}', \eta\rangle \langle \mathbf{k}, \epsilon|, \end{aligned} \quad (7)$$

where all symbols have been defined above. Referring to the SM [48] for details, the time evolution operator $\hat{U}_I(t, t_0)$ in the interaction representation is expanded into Dyson series of which we again retain the lowest two order of \hat{V} . The electron wavefunction evolves under the perturbation according to [49–51] $\psi_\eta(\boldsymbol{\rho}) = \sum_{\mathbf{k}'} \sum_{\epsilon} \langle \boldsymbol{\rho} | e^{-i\hat{H}_0 t/\hbar} | \mathbf{k}', \epsilon \rangle \langle \mathbf{k}', \epsilon | \hat{U}_I(t, t_0 \rightarrow -\infty) | \mathbf{k}, \eta \rangle$. The field operator of such driven eigenstates in terms of the electron annihilation operator $\hat{a}_\eta(\mathbf{k})$ of an unperturbed state with wave vector \mathbf{k} and spin η [48]

$$\begin{aligned} \hat{\psi}_\eta(\boldsymbol{\rho}, t) &= \frac{1}{\sqrt{S}} \left(\sum_{\mathbf{k}} \hat{a}_\eta(\mathbf{k}) e^{i(\mathbf{k}\cdot\boldsymbol{\rho} - \varepsilon_{\mathbf{k}} t/\hbar)} + \sum_{\zeta=\pm} \sum_{\epsilon} \sum_{\mathbf{k}, \mathbf{k}'} \hat{a}_\epsilon(\mathbf{k}) \right. \\ &\times \frac{\mathcal{G}_{\mathbf{k}'-\mathbf{k}}^{(\zeta)} |_{\eta\epsilon} e^{i(\mathbf{k}'\cdot\boldsymbol{\rho} - (\varepsilon_{\mathbf{k}} + \zeta\hbar\omega)t/\hbar)}}{\varepsilon_{\mathbf{k}} + \zeta\hbar\omega - \varepsilon_{\mathbf{k}'} + i0_+} + \sum_{\zeta_1, \zeta_2=\pm} \sum_{\mathbf{k}', \mathbf{k}, \mathbf{q}} \sum_{\xi, \epsilon=\uparrow, \downarrow} \hat{a}_\epsilon(\mathbf{k}) \\ &\times \left. \frac{\mathcal{G}_{\mathbf{k}'-\mathbf{q}}^{(\zeta_1)} |_{\eta\xi} \mathcal{G}_{\mathbf{q}-\mathbf{k}}^{(\zeta_2)} |_{\xi\epsilon} e^{i(\mathbf{k}'\cdot\boldsymbol{\rho} - (\varepsilon_{\mathbf{k}} + (\zeta_1 + \zeta_2)\hbar\omega)t/\hbar)}}{(\varepsilon_{\mathbf{k}} + (\zeta_1 + \zeta_2)\hbar\omega - \varepsilon_{\mathbf{k}'} + i0_+) (\varepsilon_{\mathbf{k}} + \zeta_2\hbar\omega - \varepsilon_{\mathbf{q}} + i0_+)} \right), \end{aligned}$$

where the Cartesian position (wave) vector $\boldsymbol{\rho}$ (\mathbf{q}_ζ) transforms to polar coordinates as $\boldsymbol{\rho} = \rho \cos \varphi \hat{\mathbf{x}} + \rho \sin \varphi \hat{\mathbf{y}}$ ($\mathbf{q}_\zeta = q_\zeta \cos \varphi_{q_\zeta} \hat{\mathbf{x}} + q_\zeta \sin \varphi_{q_\zeta} \hat{\mathbf{y}}$).

The spin-current density carried by the excited states is then

$$\mathcal{J}_s(\boldsymbol{\rho}, t) = \left\langle \frac{\hbar^2}{4im^*} \sum_{\eta\epsilon} \hat{\psi}_\eta^\dagger \boldsymbol{\sigma}_{\eta\epsilon} \nabla \hat{\psi}_\epsilon + \text{H.c.} \right\rangle = \sum_{n \geq 0} \mathcal{J}_s^{(n)}(\boldsymbol{\rho}, t),$$

where the second step indicates a perturbation expansion $\mathcal{J}_s^{(n)} \propto V^n$. Since the ensemble average $\langle \hat{a}_\eta^\dagger(\mathbf{k}_1) \hat{a}_\epsilon(\mathbf{k}_2) \rangle = \delta_{\mathbf{k}_1 \mathbf{k}_2} \delta_{\eta\epsilon} f_{\mathbf{k}}$ in terms of the Fermi-Dirac distribution $f_{\mathbf{k}}$, the zero-order (equilibrium) spin current $\mathcal{J}_s^{(0)}(\boldsymbol{\rho}, t) = \hbar^2 / (4m^* S) \sum_{\mathbf{k}} f_{\mathbf{k}} \text{Tr}(\boldsymbol{\sigma} \otimes \mathbf{k}) + \text{H.c.}$ vanishes. In the linear response, the tensor

$$\begin{aligned} \mathcal{J}_s^{(1)}(\boldsymbol{\rho}) &= \sum_{\mathbf{k}} \frac{-i}{8\pi S} \int_{\varphi-\frac{\pi}{2}}^{\varphi+\frac{\pi}{2}} d\varphi_{q_+} (f_{\mathbf{k}} - f_{\mathbf{q}_+}) e^{i((\mathbf{q}_+ - \mathbf{k})\cdot\boldsymbol{\rho} - \omega t)} \\ &\times \text{Tr} \left(\mathcal{G}_{\mathbf{q}_+ - \mathbf{k}}^{(+)\dagger} \boldsymbol{\sigma} \otimes (\mathbf{k} + \mathbf{q}_+) \right) + \text{H.c.} \end{aligned}$$

oscillates at frequency ω and can be detected via the AC spin Hall effect [52, 53]. However, the linear response conserves energy and spin and vanishes on time average. Analogous to the spin pumping by magnetization dynamics, DC spin currents emerge in the second-order term of the perturbation series:

$$\begin{aligned} \mathcal{J}_s^{(2)}(\boldsymbol{\rho}, t) &= \sum_{\zeta_1, \zeta_2=\pm} \sum_{\mathbf{q}, \mathbf{q}', \mathbf{k}} \frac{\hbar^2}{4m^*} \text{Tr} \left(\mathcal{G}_{\mathbf{q}-\mathbf{k}}^{(\zeta_1)\dagger} (\boldsymbol{\sigma} \otimes \mathbf{q}') \mathcal{G}_{\mathbf{q}'-\mathbf{k}}^{(\zeta_2)} \right) \\ &\times \left[\frac{f_{\mathbf{k}}}{(\varepsilon_{\mathbf{k}} + \zeta_2\hbar\omega - \varepsilon_{\mathbf{q}'} + i0_+) (\varepsilon_{\mathbf{k}} + \zeta_1\hbar\omega - \varepsilon_{\mathbf{q}} - i0_+)} \right. \\ &+ \frac{f_{\mathbf{q}'}}{(\varepsilon_{\mathbf{q}} + (\zeta_2 - \zeta_1)\hbar\omega - \varepsilon_{\mathbf{q}'} + i0_+) (\varepsilon_{\mathbf{k}} + \zeta_2\hbar\omega - \varepsilon_{\mathbf{q}'} + i0_+)} \\ &+ \left. \frac{f_{\mathbf{q}}}{(\varepsilon_{\mathbf{q}} + (\zeta_2 - \zeta_1)\hbar\omega - \varepsilon_{\mathbf{q}'} + i0_+) (\varepsilon_{\mathbf{q}} - \zeta_1\hbar\omega - \varepsilon_{\mathbf{k}} + i0_+)} \right] \\ &\times e^{i((\mathbf{q}' - \mathbf{q})\cdot\boldsymbol{\rho} - (\zeta_2 - \zeta_1)\omega t)} + \text{H.c.}, \end{aligned}$$

in which the $\zeta_1 = \zeta_2$ contribution is constant in time and leads to the DC spin current

$$\begin{aligned} \mathcal{J}_s^{\text{DC}}(\boldsymbol{\rho}) &\approx \sum_{\zeta=\pm} \sum_{\mathbf{k}} i \frac{m^* \mu_0^2 \gamma_e^2}{32\pi^2 S} \int_{\varphi-\frac{\pi}{2}}^{\varphi+\frac{\pi}{2}} d\varphi_{p_\zeta} d\varphi_{q_\zeta} e^{i(\mathbf{q}_\zeta - \mathbf{p}_\zeta)\cdot\boldsymbol{\rho}} \\ &\times \left(\mathbf{h}^{(\zeta)}(\mathbf{q}_\zeta - \mathbf{k}) \times \mathbf{h}^{(\zeta)*}(\mathbf{p}_\zeta - \mathbf{k}) \right) \otimes \mathbf{q}_\zeta \\ &\times (f_{\mathbf{k}} - f_{\mathbf{q}_\zeta}) + \text{H.c.}, \end{aligned} \quad (8)$$

in the approximation $f_{\mathbf{q}} = f_{\mathbf{q}'}$ due to the factor $1/(\varepsilon_{\mathbf{q}} - \varepsilon_{\mathbf{q}'} + i0_+)$. We derive the same result by the density-matrix approach in the SM [48]. The circular polarization $\mathbf{h}^{(+)}(\mathbf{q}_+ - \mathbf{k}) \times \mathbf{h}^{(+)*}(\mathbf{p}_+ - \mathbf{k})$ or “photon spin” [10, 11] governs the electron spin polarization, which depends on the optical/microwave source and is flexibly tunable.

The above formalism holds for arbitrary magnetic field profiles, frequencies, and electron densities. It is convenient to derive specific results from a line source $\mathbf{h}(\boldsymbol{\rho}, t) = \mathbf{h}(x, t)$ with Fourier components $\mathbf{h}^{(\zeta)}(\mathbf{q}) = 2\pi\delta(q_y) \mathbf{H}^{(\zeta)}(q_x)$. In the far-field $x \rightarrow +\infty$, the DC spin current [54]

$$\begin{aligned} \mathcal{J}_{s, \text{1D}}^{\text{DC}}(\boldsymbol{\rho}) &\approx \sum_{\zeta=\pm} \sum_{k_x, k_y} \frac{im^* \mu_0^2 \gamma_e^2}{8\kappa_\zeta S} (f(k_x, k_y) - f(\kappa_\zeta, k_y)) \\ &\times \left(\mathbf{H}^{(\zeta)}(\kappa_\zeta - k_x) \times \mathbf{H}^{(\zeta)*}(\kappa_\zeta - k_x) \right) \otimes \hat{\mathbf{x}} + \text{H.c.}, \end{aligned}$$

where $\kappa_\zeta \equiv \sqrt{k_x^2 + 2\zeta m^* \omega / \hbar}$.

Numerical results.—Here we illustrate the 2D spin radiation by the THz field (1) of strong localization. Substituting into Eq. (8),

$$\begin{aligned} \mathcal{J}_s^{\text{DC}}(\rho) &= \sum_{\mathbf{k}} \frac{m^* \mu_0^2 \gamma_e^2 h_0^2}{8S} (f_{\mathbf{k}} - f_{\mathbf{q}_+}) (\hat{\mathbf{z}} \otimes \hat{\mathbf{e}}_\rho) \\ &\quad \times (kF(k\rho) + q_+ F(q_+\rho)) \\ &\approx \frac{m^* \mu_0^2 \gamma_e^2 h_0^2}{8\pi \hbar} \omega k_f k_f F(k_f \rho) (\hat{\mathbf{z}} \otimes \hat{\mathbf{e}}_\rho), \end{aligned} \quad (9)$$

where $q_+ = |\mathbf{q}_+|$ and in $F(x) = J_0(x)H_{-1}(x) + J_1(x)H_0(x)$, $J_n(x)$ and $H_n(x)$ are n -order Bessel function of the first kind and Struve function. In the second step, we assume the degenerate limit, in which only electrons near the Fermi surface contribute.

Figure 3 plots the spatial distribution of radiated $\mathcal{J}_s^{\text{DC}}(\rho)$. In the calculation, we consider a monolayer n -doped MoS₂ with effective electron mass $m^* = 0.48m_e$ [57] and g -factor $|g_e| = 2.16$ [58]. The typical electron density $n_e = 5.6 \times 10^{12} \text{ cm}^{-2}$ [59] corresponds to a Fermi energy $E_f \sim 28.5 \text{ meV}$. The mobility of electrons is high [55] and their out-of-plane spin polarization has a long lifetime [56]. The field frequency $\omega = 10 \text{ THz}$ and its amplitude $\mu_0 h_0 \approx \pi \times 10^{-16} \text{ T} \cdot \text{m}^2$ is equivalent to a spot of magnetic field 0.4 mT of radius 500 nm , which could be generated by THz near-field from metallic nanoparticles [41, 42] or SNOM [43–46]. As shown in Fig. 3(a), the spin current radiates outward from the optical spot and decays according to $1/\rho$. In Fig. 3(b), $2\pi\rho\mathcal{J}_s^{\text{DC}}(\rho)$ is almost a constant with the increase of radius ρ , which agrees well with the estimation from the spin transfer in Eq. (6). The effect is robust and persisting at different temperatures and electron densities, as shown in Fig. 3(c) and (d).

Referring to the SM [48], the spin current can be efficiently generated by realistic magnetic-field spots and for the spin radiation by a line source, the directed spin current does not decrease with the distance.

Optical radiation of exciton spin/valley current.—We then generalize the above mechanism to the spin-current generation of charge-neutral angular momentum-carriers such as excitons and chiral phonons [12–14]. The energy-degenerate excitons in opposite valleys of monolayer MoS₂ carry opposite spins $\{\uparrow, \downarrow\}$. Their coupling with magnetic fields is referred to as “valley Zeeman effect” [16–18]. Exciton with a valley, thereby spin, polarization can be pumped by a laser of circular polarization via direct-band photon absorption. We demonstrate here that an exciton pure spin or valley current radiates when the exciton distribution is subjected to a focused THz magnetic field, differing from previous proposals based on interference [60, 61] or dispersion warping effect [62].

Here an optical laser generates a Gaussian distribution $f_{\text{ex}}^{\uparrow, \downarrow}(\mathbf{k}) = \alpha_{\text{ex}}^{\uparrow, \downarrow} \exp(-(\varepsilon_{\mathbf{k}}^{\text{ex}} - \varepsilon_p)^2 / (2\delta_\varepsilon^2))$ of excitons with spin $\{\uparrow, \downarrow\}$ in opposite valleys, centered around the

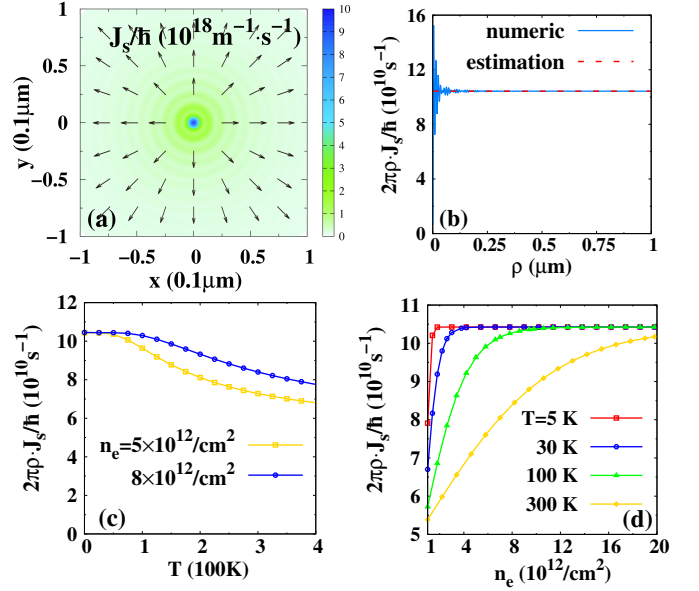


FIG. 3. Radiated DC spin current $\mathcal{J}_s^{\text{DC}}(\rho)$ under a spot of magnetic field. (a) illustrates the magnitude (the color) and direction (the arrows) of the radiated spin current. (b) plots $2\pi\rho\mathcal{J}_s^{\text{DC}}(\rho)/\hbar$ as a function of radius ρ and compares with the estimation of spin transfer rate via Fermi’s golden rule [Eq. (6)]. (c) and (d) plot the efficiency of the spin transfer with different temperatures and electron densities.

laser energy ε_p and broadened by δ_ε [63–65]. $\varepsilon_{\mathbf{k}}^{\text{ex}} = \hbar^2 k^2 / (2m_{\text{ex}}^*)$ with exciton mass m_{ex}^* . The normalization factor $\alpha_{\text{ex}}^{\uparrow, \downarrow} = n_{\text{ex}}^{\uparrow, \downarrow} / \sum_{\mathbf{k}} \exp[-(\varepsilon_{\mathbf{k}}^{\text{ex}} - \varepsilon_p)^2 / (2\delta_\varepsilon^2)]$ depends on the exciton densities $n_{\text{ex}}^{\uparrow, \downarrow}$ in opposite valleys, tunable by the ellipticity of light polarization. We then subject the exciton to a strongly localized magnetic field $\mathbf{h}(\rho, t)$ with circular polarization along the $\hat{\mathbf{z}}$ -direction. For the excitons of spin s and gyromagnetic ratio $\gamma_{\text{ex}} = g_{\text{ex}}\mu_B$ with exciton g -factor g_{ex} , the exciton spin current pumped by a focused magnetic field reads, analogous to Eq. (9),

$$\begin{aligned} \mathcal{J}_s^{\text{ex}}(\rho) &= \sum_{\mathbf{k}} \frac{m_{\text{ex}}^* \mu_0^2 \gamma_{\text{ex}}^2 h_0^2 s^2}{2S} (f_{\text{ex}}^{\downarrow}(\mathbf{k}) - f_{\text{ex}}^{\uparrow}(\mathbf{q}_+)) \\ &\quad \times (kF(k\rho) + q_+ F(q_+\rho)) (\hat{\mathbf{z}} \otimes \hat{\mathbf{e}}_\rho). \end{aligned} \quad (10)$$

This exciton spin current vanishes when $n_{\text{ex}}^{\uparrow} = n_{\text{ex}}^{\downarrow}$, but exists in the presence of valley polarization, which can be understood from the pumping process depicted in Fig. 3(a): The exciton with polarization “ \downarrow ” is pumped to the “ \uparrow ” states through the photon absorption $V^{(+)}$ process, and inversely, the exciton with polarization “ \uparrow ” is driven to the “ \downarrow ” states by photon emission $V^{(-)}$ process. The net spin transfer by absorption and emission then depends on the exciton distribution f_{ex}^{\uparrow} and $f_{\text{ex}}^{\downarrow}$.

Figure 3(b) plots the exciton spin current under a laser irradiation of energy $\varepsilon_p \approx 100 \text{ meV}$ and bandwidth $\delta_\varepsilon \approx 4 \text{ meV}$ [66], and for the THz field $\omega = 10 \text{ THz}$ and $\mu_0 h_0 \approx \pi \times 10^{-16} \text{ T} \cdot \text{m}^2$. For excitons, $m_{\text{ex}}^* \approx 0.19m_e$ [67], $g_{\text{ex}} =$

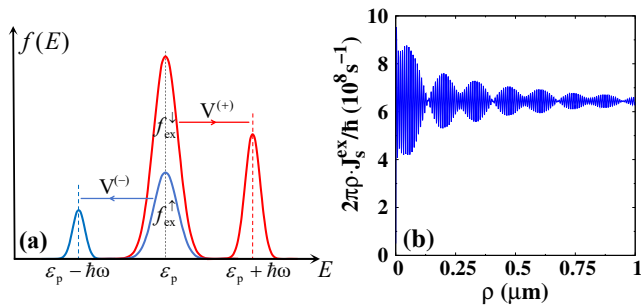


FIG. 4. Optical radiation of exciton spin current. (a) addresses the spin transfer process in the opposite valleys, in which exciton distributions $f_{\text{ex}}^{\uparrow} \neq f_{\text{ex}}^{\downarrow}$. (b) shows pumped exciton spin current $2\pi\rho\mathbf{J}_s^{\text{ex}}(\rho)/\hbar$.

-4 [68], and $n_{\text{ex}}^{\uparrow} = 0.7n_{\text{ex}}^{\downarrow} = 7 \times 10^9 \text{ cm}^{-2}$ [69].

For phonon spin current, we only need to replace the distribution function of exciton (10) with that of chiral phonons [12–14]. We will address such effects and those of different materials in the future.

Conclusion and discussion.—In conclusion, we generalize the spin-current generation in static Stern-Gerlach effect to a dynamic scenario or “magnetic spin pumping”, in which a focused AC magnetic field provides “forces” to radiate the spin current of charge-neutral excitons and phonons, as well as electrons. This effect is free of charge, optical selection rules, and spin-orbit coupling. Its efficiency is measurable: the pumped spin current is of the same order as the spin Hall current generated by an electric field of 0.1 kV/cm and a common spin Hall conductivity $\sigma_x^y = 10^5 (\Omega \cdot \text{m})$ [22, 23]. The polarization of pumped spin currents is governed by the angular momentum of optical/microwave fields, which is thereby tunable and beyond that limited by the magnetization direction in the spin pumping and the spin-Hall conductivity tensor. The transfer of optical or microwave spin is, thereby, a unified and efficient mechanism for distinct mobile carriers.

This work is financially supported by the National Key Research and Development Program of China under Grant No. 2023YFA1406600, the National Natural Science Foundation of China under Grant No. 12374109, and the startup grant of Huazhong University of Science and Technology. We thank Gerrit Bauer for the useful discussions.

* taoyuphy@hust.edu.cn

- [1] B. Lenk, H. Ulrichs, F. Garbs, and M. Münzenberg, The building blocks of magnonics, *Phys. Rep.* **507**, 107 (2011).
- [2] D. Go, D. Jo, H.-W. Lee, M. Kläui, and Y. Mokrousov, Orbitronics: Orbital currents in solids, *Europhys. Lett.* **135**, 37001 (2021).
- [3] S. Maekawa, T. Kikkawa, H. Chudo, J. Ieda, and E.

- Saitoh, Spin and spin current—From fundamentals to recent progress, *J. Appl. Phys.* **133**, 020902 (2023).
- [4] T. Yu, Z. C. Luo, and G. E. W. Bauer, Chirality as generalized spin-orbit interaction in spintronics, *Phys. Rep.* **1009**, 1 (2023).
- [5] A. Fert, R. Ramesh, V. Garcia, F. Casanova, and M. Bibes, Electrical control of magnetism by electric field and current-induced torques, *Rev. Mod. Phys.* **96**, 015005 (2024).
- [6] A. V. Chumak, V. I. Vasyuchka, A. A. Serga, and B. Hillebrands, Magnon spintronics, *Nat. Phys.* **11**, 453 (2015).
- [7] A. Brataas, B. van Wees, O. Klein, G. de Loubens, and M. Viret, Spin Insulatronics, *Phys. Rep.* **885**, 1 (2020).
- [8] A. Barman, G. Gubbiotti, S. Ladak, A. O. Adeyeye, M. Krawczyk, J. Gräfe, C. Adelman, S. Cotofana, A. Naeemi, V. I. Vasyuchka *et al.*, The 2021 magnonics roadmap, *J. Phys.: Condens. Matter* **33**, 413001 (2021).
- [9] T. Yu, J. Zou, B. W. Zeng, J. W. Rao, and K. Xia, Non-Hermitian topological magnonics, *Phys. Rep.* **1062**, 1 (2024).
- [10] K. Y. Bliokh and F. Nori, Transverse and longitudinal angular momenta of light, *Phys. Rep.* **592**, 1 (2015).
- [11] S. M. Lloyd, M. Babiker, G. Thirunavukkarasu, and J. Yuan, Electron vortices: Beams with orbital angular momentum, *Rev. Mod. Phys.* **89**, 035004 (2017).
- [12] S. V. Vonsovskii and M. S. Svirskii, Phonon spin, *Sov. Phys. Solid State* **3**, 1568 (1962).
- [13] L. Zhang and Q. Niu, Angular momentum of phonons and the Einstein-de Haas effect, *Phys. Rev. Lett.* **112**, 085503 (2014).
- [14] X. Zhang, G. E. W. Bauer, and T. Yu, Unidirectional pumping of phonons by magnetization dynamics, *Phys. Rev. Lett.* **125**, 077203 (2020).
- [15] A. A. High, A. T. Hammack, J. R. Leonard, S. Yang, L. V. Butov, T. Ostatnický, M. Vladimirova, A. V. Kavokin, T. C. H. Liew, K. L. Campman, and A. C. Gossard, Spin Currents in a Coherent Exciton Gas, *Phys. Rev. Lett.* **110**, 246403 (2013).
- [16] W. Li, X. Lu, J. Wu, and A. Srivastava, Optical control of the valley Zeeman effect through many-exciton interactions, *Nat. Nanotechnol.* **16**, 148 (2021).
- [17] R. Schmidt, A. Arora, G. Plechinger, P. Nagler, A. G. del Águila, M. V. Ballottin, P. C. M. Christianen, S. M. de Vasconcelos, C. Schüller, T. Korn, and R. Bratschitsch, *Phys. Rev. Lett.* **117**, 077402 (2016).
- [18] E. C. Regan, D. Wang, E. Y. Paik, Y. Zeng, L. Zhang, J. Zhu, A. H. MacDonald, H. Deng, and F. Wang, Emerging exciton physics in transition metal dichalcogenide heterobilayers, *Nat. Rev. Mater.* **7**, 778 (2022).
- [19] Y. Tserkovnyak, A. Brataas, and G. E. W. Bauer, Enhanced Gilbert Damping in Thin Ferromagnetic Films, *Phys. Rev. Lett.* **88**, 117601 (2002).
- [20] Y. Tserkovnyak, A. Brataas, G. E. W. Bauer, and B. I. Halperin, Nonlocal magnetization dynamics in ferromagnetic heterostructures, *Rev. Mod. Phys.* **77**, 1375 (2005).
- [21] J. E. Hirsch, Spin Hall Effect, *Phys. Rev. Lett.* **83**, 1834 (1999).
- [22] J. Sinova, S. O. Valenzuela, J. Wunderlich, C. H. Back, and T. Jungwirth, Spin Hall effects, *Rev. Mod. Phys.* **87**, 1213 (2015).
- [23] T. Jungwirth, J. Wunderlich, and K. Olejník, Spin Hall effect devices, *Nat. Mater.* **11**, 382 (2012).

- [24] A. Avsar, H. Ochoa, F. Guinea, B. Özyilmaz, B. J. van Wees, and I. J. Vera-Marun, Colloquium: Spintronics in graphene and other two-dimensional materials, *Rev. Mod. Phys.* **92**, 021003 (2020).
- [25] W. Gerlach and O. Stern, Der experimentelle Nachweis der Richtungsquantelung im Magnetfeld, *Z. Physik* **9**, 349 (1922).
- [26] Y. J. Bae, J. Wang, A. Scheie, J. Xu, D. G. Chica, G. M. Diederich, J. Cenker, M. E. Ziebel, Y. Bai, H. Ren, C. R. Dean, M. Delor, X. Xu, X. Roy, A. D. Kent, and X. Zhu, Exciton-coupled coherent magnons in a 2D semiconductor, *Nature* **609**, 282 (2022).
- [27] G. M. Diederich, J. Cenker, Y. Ren, J. Fonseca, D. G. Chica, Y. J. Bae, X. Zhu, X. Roy, T. Cao, D. Xiao, and X. Xu, Tunable interaction between excitons and hybridized magnons in a layered semiconductor, *Nat. Nanotechnol.* **18**, 23 (2023).
- [28] N. P. Wilson, K. Lee, J. Cenker, K. Xie, A. H. Dismukes, E. J. Telford, J. Fonseca, S. Sivakumar, C. Dean, T. Cao, X. Roy, X. Xu, and X. Zhu, Interlayer electronic coupling on demand in a 2D magnetic semiconductor, *Nat. Mater.* **20**, 1657 (2021).
- [29] Y. Ren, M. Rudner, and D. Xiao, Light-Driven Spontaneous Phonon Chirality and Magnetization in Paramagnets, *Phys. Rev. Lett.* **132**, 096702 (2024).
- [30] E. L. Ivchenko and G. E. Pikus, New photogalvanic effect in gyrotropic crystals, *JETP Lett.* **27**, 604 (1978).
- [31] A. G. Aronov and Y. B. Lyanda-Geller, Nuclear electric resonance and orientation of carrier spins by an electric field, *JETP Lett.* **50**, 431 (1989).
- [32] V. M. Edelstein, Spin polarization of conduction electrons induced by electric current in two-dimensional asymmetric electron systems, *Solid State Commun.* **73**, 233 (1990).
- [33] J. Rioux and J. E. Sipe, Optical injection processes in semiconductors, *Phys. E* **45**, 1 (2012).
- [34] D. Pan and H. Xu, Polarizing Free Electrons in Optical Near Fields, *Phys. Rev. Lett.* **130**, 186901 (2023).
- [35] C. Tang, L. Alahmed, M. Mahdi, Y. Xiong, J. Inman, N. J. McLaughlin, C. Zollitsch, T. H. Kim, C. R. Du, H. Kurebayashi, E. J. G. Santos, W. Zhang, P. Li, and W. Jin, Spin dynamics in van der Waals magnetic systems, *Phys. Rep.* **1032**, 24 (2023).
- [36] J. F. Sierra, J. Fabian, R. K. Kawakami, S. Roche, and S. O. Valenzuela, Van der Waals heterostructures for spintronics and opto-spintronics, *Nat. Nanotechnol.* **16**, 856 (2021).
- [37] J. Li, C. B. Wilson, R. Cheng, M. Lohmann, M. Kavand, W. Yuan, M. Aldosary, N. Agladze, P. Wei, M. S. Sherwin, and J. Shi, Spin current from sub-terahertz-generated antiferromagnetic magnons, *Nature* **578**, 70 (2020).
- [38] T. Yu and G. E. W. Bauer, in *Chirality, Magnetism and Magnetoelectricity: Separate Phenomena and Joint Effects in Metamaterial Structures*, edited by E. Kamenetskii (Springer, Cham, 2021).
- [39] H. Wang, J. Chen, T. Yu, C. Liu, C. Guo, S. Liu, K. Shen, H. Jia, T. Liu, J. Zhang, M. A. Cabero, Q. Song, S. Tu, M. Wu, X. Han, K. Xia, D. Yu, G. E. W. Bauer, and H. Yu, Nonreciprocal coherent coupling of nanomagnets by exchange spin waves, *Nano Res.* **14**, 2133 (2021).
- [40] C. Cai, D. M. Kennes, M. A. Sentef, and T. Yu, Edge and corner skin effects of chirally coupled magnons characterized by a topological winding tuple, *Phys. Rev. B* **108**, 174421 (2023).
- [41] P. Dombi, Z. Pápa, J. Vogelsang, S. V. Yalunin, M. Sivilis, G. Herink, S. Schäfer, P. Groß, C. Ropers, and C. Lienau, Strong-field nano-optics, *Rev. Mod. Phys.* **92**, 025003 (2020).
- [42] C. Girard, C. Joachim, and S. Gauthier, The physics of the near-field, *Rep. Prog. Phys.* **63**, 893 (2000).
- [43] E. Betzig and R. J. Chichester, Single Molecules Observed by Near-Field Scanning Optical Microscopy, *Science* **262**, 1422 (1993).
- [44] L. Wang and X. G. Xu, Scattering-type scanning near-field optical microscopy with reconstruction of vertical interaction, *Nat. Commun.* **6**, 8973 (2015).
- [45] H. Wang, L. Wang, D. S. Jakob, and X. G. Xu, Tomographic and multimodal scattering-type scanning near-field optical microscopy with peak force tapping mode, *Nat. Commun.* **9**, 2005 (2018).
- [46] T. Vincent, Scanning near-field infrared microscopy, *Nat. Rev. Phys.* **3**, 537 (2021).
- [47] The local optical field can be equivalently expressed in the form $\mathbf{h}(\boldsymbol{\rho}, t) = \sum_{\mathbf{q}} (\mathbf{H}^*(-\mathbf{q})e^{i\omega t} + \mathbf{H}(\mathbf{q})e^{-i\omega t}) e^{i\mathbf{q}\cdot\boldsymbol{\rho}}$.
- [48] See Supplemental Material [...] for the details of the density-matrix approach and time-dependent perturbation theory for the optical spin pumping.
- [49] J. J. Sakurai and J. Napolitano, *Modern Quantum Mechanics Second Edition* (Cambridge University Press, Cambridge, UK, 2017).
- [50] G. D. Mahan, *Many Particle Physics* (Plenum, New York, 1990).
- [51] G. F. Giuliani and G. Vignale, *Quantum Theory of the electron Liquid* (Cambridge University Press, Cambridge, 2005).
- [52] H. Jiao and G. E. W. Bauer, Spin Backflow and ac Voltage Generation by Spin Pumping and the Inverse Spin Hall Effect, *Phys. Rev. Lett.* **110**, 217602 (2013).
- [53] D. Wei, M. Obstbaum, M. Ribow, C. H. Back, and G. Woltersdorf, Spin Hall voltages from a.c. and d.c. spin currents, *Nat. Commun.* **5**, 3768 (2014).
- [54] T. Yu and G. E. W. Bauer, Noncontact Spin Pumping by Microwave Evanescent Fields, *Phys. Rev. Lett.* **124**, 236801 (2020).
- [55] B. Radisavljevic and A. Kis, Mobility engineering and a metal-insulator transition in monolayer MoS₂, *Nat. Mater.* **12**, 815 (2013).
- [56] L. Wang and M. W. Wu, Electron spin relaxation due to D'yakonov-Perel' and Elliot-Yafet mechanisms in monolayer MoS₂: Role of intravalley and intervalley processes, *Phys. Rev. B* **89**, 115302 (2014).
- [57] W. S. Yun, S. W. Han, S. C. Hong, I. G. Kim, and J. D. Lee, Thickness and strain effects on electronic structures of transition metal dichalcogenides: 2H-MX₂ semiconductors (M=Mo, W; X=S, Se, Te), *Phys. Rev. B* **85**, 033305 (2012).
- [58] K. Marinov, A. Avsar, K. Watanabe, T. Taniguchi, and A. Kis, Resolving the spin splitting in the conduction band of monolayer MoS₂, *Nat. Commun.* **8**, 1938 (2017).
- [59] M. D. Siao, W. C. Shen, R. S. Chen, Z. W. Chang, M. C. Shih, Y. P. Chiu, and C.-M. Cheng, Two-dimensional electronic transport and surface electron accumulation in MoS₂, *Nat. Commun.* **9**, 1442 (2018).
- [60] R. Asgari and D. Culcer, Unidirectional valley-contrasting photocurrent in strained transition metal dichalcogenide monolayers, *Phys. Rev. B* **105**, 195418

- (2022).
- [61] S. Sharma, P. Elliott, and S. Shallcross, THz induced giant spin and valley currents, *Sci. Adv.* **9**, eadf3673 (2023).
- [62] W.-Y. Shan, J. Zhou, and D. Xiao, Optical generation and detection of pure valley current in monolayer transition-metal dichalcogenides, *Phys. Rev. B* **91**, 035402 (2015).
- [63] T. Yu, and M. W. Wu, Valley depolarization due to intervalley and intravalley electron-hole exchange interactions in monolayer MoS₂, *Phys. Rev. B* **89**, 205303 (2014).
- [64] C. Mai, A. Barrette, Y. Yu, Y. G. Semenov, K. W. Kim, L. Cao, and K. Gundogdu, Many-Body Effects in Valleytronics: Direct Measurement of Valley Lifetimes in Single-Layer MoS₂, *Nano Lett.* **14**, 202 (2014).
- [65] Q. Wang, S. Ge, X. Li, J. Qiu, Y. Ji, J. Feng, and D. Sun, Valley Carrier Dynamics in Monolayer Molybdenum Disulfide from Helicity-Resolved Ultrafast Pump-Probe Spectroscopy, *ACS Nano* **7**, 11087 (2013).
- [66] D. Lagarde, L. Bouet, X. Marie, C. R. Zhu, B. L. Liu, T. Amand, P. H. Tan, and B. Urbaszek, Carrier and Polarization Dynamics in Monolayer MoS₂, *Phys. Rev. Lett.* **112**, 047401 (2014).
- [67] T. Cheiwchanchamnangij and W. R. L. Lambrecht, Quasiparticle band structure calculation of monolayer, bilayer, and bulk MoS₂, *Phys. Rev. B* **85**, 205302 (2012).
- [68] A. V. Stier, K. M. McCreary, B. T. Jonker, J. Kono, and S. A. Crooker, Exciton diamagnetic shifts and valley Zeeman effects in monolayer WS₂ and MoS₂ to 65 Tesla, *Nat. Commun.* **7**, 10643 (2016).
- [69] P. Vancsó, G. Z. Magda, J. Petó, J.-Y. Noh, Y.-S. Kim, C. Hwang, L. P. Biró, and L. Tapasztó, The intrinsic defect structure of exfoliated MoS₂ single layers revealed by Scanning Tunneling Microscopy, *Sci. Rep.* **6**, 29726 (2016).